



ABOUT CHOICE ▾

COMPARE OFFERS ▾

CUSTOMER INFORMATION ▾

NATURAL GAS INFORMATION ▾







Compare MI Gas > Compare Offers






Residential Offers



You have selected SEMCO as your natural gas territory or provider. See below for alternative gas supplier residential rates available to customers in this service area.

Price to Compare for July:
\$.75775/Therm
 SEMCO Historical Rate Chart
 SEMCO Archived AGS Offers

	Gas Supplier	Learn More	Rate Type	Intro Price	Term Length <input type="checkbox"/>	Termination Fee	Green Energy	Promo Offer	Price /Therm <input type="checkbox"/>
COMPARE		<input type="checkbox"/>	<input type="checkbox"/>	No	12 months	No	<input type="checkbox"/>	No	\$0.589
COMPARE		<input type="checkbox"/>	<input type="checkbox"/>	No	24 months	\$50.00	No	No	\$0.659
COMPARE		<input type="checkbox"/>	<input type="checkbox"/>	No	36 months	\$50.00	No	No	\$0.659
COMPARE		<input type="checkbox"/>	<input type="checkbox"/>	No	12 months	\$50.00	No	No	\$0.899
COMPARE		<input type="checkbox"/>	<input type="checkbox"/>	No	12 months	\$50.00	No	No	\$0.999
COMPARE		<input type="checkbox"/>	<input type="checkbox"/>	Yes	2 months	No	No	No	\$0.499
COMPARE				No	1 month	No	<input type="checkbox"/>	No	\$0.4

COMPARE		<input type="checkbox"/>	<input type="checkbox"/>							
COMPARE		<input type="checkbox"/>	<input type="checkbox"/>	No	12 months	No	<input type="checkbox"/>	No	\$0.699	
COMPARE		<input type="checkbox"/>	<input type="checkbox"/>	No	36 months	\$50.00	No	No	\$0.875	
COMPARE		<input type="checkbox"/>	<input type="checkbox"/>	No	24 months	No	No	No	\$0.655	
COMPARE		<input type="checkbox"/>	<input type="checkbox"/>	No	12 months	No	No	No	\$0.665	