

MICHIGAN PUBLIC SERVICE COMMISSION

ANNUAL REPORT OF NATURAL GAS UTILITIES (MAJOR AND NON-MAJOR)

This form is authorized by [1919 PA 419](#), as amended, being [MCL 460.55](#) et seq.; and [1969 PA 306](#), as amended, being [MCL 24.201](#) et seq. Filing of this form is mandatory. Failure to complete and submit this form will place you in [violation of state law](#).

<b>Report submitted for year ending:</b> December 31, 2021									
<b>Present name of respondent:</b> DTE Gas Company									
<b>Address of principal place of business:</b> One Energy Plaza, Detroit, MI 48226-1279									
<b>Utility representative to whom inquires regarding this report may be directed:</b>  <table><tr><td><b>Name:</b> Tracy J Myrick</td><td><b>Title:</b> Chief Accounting Officer</td></tr><tr><td colspan="2"><b>Address:</b> One Energy Plaza</td></tr><tr><td><b>City:</b> Detroit</td><td><b>State:</b> MI</td><td><b>Zip:</b> 48226-1279</td></tr><tr><td colspan="2"><b>Telephone, Including Area Code:</b> 313-235-4000</td></tr></table>	<b>Name:</b> Tracy J Myrick	<b>Title:</b> Chief Accounting Officer	<b>Address:</b> One Energy Plaza		<b>City:</b> Detroit	<b>State:</b> MI	<b>Zip:</b> 48226-1279	<b>Telephone, Including Area Code:</b> 313-235-4000	
<b>Name:</b> Tracy J Myrick	<b>Title:</b> Chief Accounting Officer								
<b>Address:</b> One Energy Plaza									
<b>City:</b> Detroit	<b>State:</b> MI	<b>Zip:</b> 48226-1279							
<b>Telephone, Including Area Code:</b> 313-235-4000									
<b>If the utility name has been changed during the past year:</b>  <b>Prior Name:</b>  <b>Date of Change:</b>									
<b>Two copies of the published annual report to stockholders:</b>  <table><tr><td><input checked="" type="checkbox"/></td><td><input type="checkbox"/></td><td>were forwarded to the Commission</td></tr><tr><td><input type="checkbox"/></td><td><input type="checkbox"/></td><td>will be forwarded to the Commission</td></tr></table> <b>on or about</b>	<input checked="" type="checkbox"/>	<input type="checkbox"/>	were forwarded to the Commission	<input type="checkbox"/>	<input type="checkbox"/>	will be forwarded to the Commission			
<input checked="" type="checkbox"/>	<input type="checkbox"/>	were forwarded to the Commission							
<input type="checkbox"/>	<input type="checkbox"/>	will be forwarded to the Commission							
<b>Annual reports to stockholders:</b>  <table><tr><td><input checked="" type="checkbox"/></td><td><input type="checkbox"/></td><td>are published</td></tr><tr><td><input type="checkbox"/></td><td><input type="checkbox"/></td><td>are not published</td></tr></table>	<input checked="" type="checkbox"/>	<input type="checkbox"/>	are published	<input type="checkbox"/>	<input type="checkbox"/>	are not published			
<input checked="" type="checkbox"/>	<input type="checkbox"/>	are published							
<input type="checkbox"/>	<input type="checkbox"/>	are not published							

**FOR ASSISTANCE IN COMPLETION OF THIS FORM:**

Contact the Michigan Public Service Commission (Jennifer Brooks) at [brooks10@michigan.gov](mailto:brooks10@michigan.gov) OR forward correspondence to:

Michigan Public Service Commission  
Regulated Energy Division (Jennifer Brooks)  
7109 W Saginaw Hwy  
PO Box 30221  
Lansing, MI 48909

MPSC FORM P-522

ANNUAL REPORT OF NATURAL GAS COMPANIES (Major and Nonmajor)

IDENTIFICATION		
01 Exact Legal Name of Respondent DTE Gas Company	02 Year of Report December 31, 2021	
03 Previous Name and Date of Change (if name changed during year)		
04 Address of Principal Business Office at End of Year (Street, City, State, Zip) One Energy Plaza, Detroit, MI 48226-1279		
05 Name of Contact Person Tracy J Myrick	06 Title of Contact Person Chief Accounting Officer	
07 Address of Contact Person (Street, City, State, Zip) One Energy Plaza, Detroit, MI 48226-1279		
08 Telephone of Contact Person, Including Area Code: (313) 235-4000	09 This Report is (1) <input checked="" type="checkbox"/> An Original (2) <input type="checkbox"/> A Resubmission	10 Date of Report (Mo, Da, Yr) April 29, 2022
ATTESTATION		
The undersigned officer certifies that he/she has examined the accompanying report; that to the best of his/her knowledge, information, and belief, all statements of fact contained in the accompanying report are true and the accompanying report is a correct statement of the business and affairs of the above named respondent in respect to each and every matter set forth therein during the period from and including January 1 and including December 31 of the year of the report.		
01 Name Tracy J Myrick	03 Signature Tracy J. Myrick	04 Date Signed (Mo, Da, Yr) 4/29/2022
02 Title Chief Accounting Officer		

Name of Respondent DTE Gas Company	This Report Is: (1) <input checked="" type="checkbox"/> An Original (2) <input type="checkbox"/> A Resubmission	Date of Report (Mo, Da, Yr) 04/29/2022	Year of Report 2021/Q4
---------------------------------------	---	--	---------------------------

**LIST OF SCHEDULES (Natural Gas Utility)**

Enter in column (c) the terms "none," "not applicable," or "NA," as appropriate, where no information or amounts have been reports for certain pages. Omit pages where the responses are "none," "not applicable," or "NA."

Title of Schedule  (a)	Reference Page No. (b)	Remarks  (c)
<b>GENERAL CORPORATE INFORMATION AND FINANCIAL STATEMENTS</b>		
General Information	101	
Control Over Respondent & Other Associated Companies	102	
Corporations Controlled by Respondent	103	
Officers and Employees	M 104	
Directors	105	
Security Holders and Voting Powers	106-107	
Important Changes During the Year	108-109	
Comparative Balance Sheet	110-113	
Statement of Income for the Year	114-117	116 NONE
Statement of Retained Earnings for the Year	118-119	
Statement of Cash Flows	120-121	
Notes to Financial Statements	122-123	
<b>BALANCE SHEET SUPPORTING SCHEDULES (Assets and Other Debits)</b>		
Summary of Utility Plant and Accumulated Provisions for Depreciation, Amortization, and Depletion	200-201	
Gas Plant in Service	204-212B	
Gas Plant Leased to Others	213	NONE
Gas Plant Held for Future Use	214	NONE
Production Properties Held for Future Use	215	NONE
Construction Work in Progress - Gas	216	
Construction Overheads - Gas	217	
General Description of Construction Overhead Procedure	218	
Accumulated Provision for Depreciation of Gas Utility Plant	219	
Gas Stored	220	
Nonutility Property	221	
Accumulated Provision for Depreciation and Amortization of Nonutility Property	221	
Investments	222-223	
Investment in Subsidiary Companies	224-225	
Gas Prepayments Under Purchase Agreements	226-227	NONE
Advances for Gas Prior to Initial Deliveries or Commission Certification	229	NONE
Prepayments	230	
Extraordinary Property Losses	230	NONE
Unrecovered Plant and Regulatory Study Costs	230	NONE
Preliminary Survey and Investigation Charges	231	NONE
Other Regulatory Assets	232	
Miscellaneous Deferred Debits	233	
Accumulated Deferred Income Taxes (Account 190)	234-235	

Name of Respondent	This Report Is:	Date of Report	Year of Report
DTE Gas Company	(1) <input checked="" type="checkbox"/> An Original	(Mo, Da, Yr) 04/29/2022	2021/Q4
LIST OF SCHEDULES (Natural Gas Utility)			
Title of Schedule	Reference Page No.	Remarks	
(a)	(b)	(c)	
<b>BALANCE SHEET SUPPORTING SCHEDULES</b> (Liabilities and Other Credits)			
Capital Stock	250-251		
Capital Stock Subscribed, Capital Stock Liability for Conversion, Premium on Capital Stock, and Installments Received on Capital Stock	252	NONE	
Other Paid-in Capital	253		
Discount on Capital Stock	254	NONE	
Capital Stock Expense	254	NONE	
Securities Issued or Assumed and Securities Refunded or Retired During the Year	255		
Long Term Debt	256-257		
Unamortized Debt Expense, Premium and Discount on Long-Term Debt	258-259		
Unamortized Loss and Gain on Required Debt	260		
Reconciliation of Reported Net Income with Taxable Income for Federal Income Taxes	261A-B		
Calculation of Federal Income Tax	261C-D		
Taxes Accrued, Prepaid and Charged During Year	262-263		
Investment Tax Credits Generated and Utilized	264-265	Pages eliminated by MPSC	
Accumulated Deferred Investment Tax Credits	266-267		
Miscellaneous Current and Accrued Liabilities	268		
Other Deferred Credits	269		
Accumulated Deferred Income Taxes - Accelerated Amortization Property	272-273	NONE	
Accumulated Deferred Income Taxes - Other Property	274-275		
Accumulated Deferred Income Taxes - Other	276A-B		
Other Regulatory Liabilities	278		
<b>INCOME ACCOUNT SUPPORTING SCHEDULES</b>			
Gas Operating Revenues	300-301		
Customer Choice Electric Revenue	302-303		
Rates and Sales Section	305A-C		
Customer Choice Sales Data by Rate Schedules	306C		
Off-System Sales - Natural Gas	310A-B	NONE	
Revenue from Transportation of Gas of Others - Natural Gas	312-313		
Revenues from Storing Gas of Others - Natural Gas	314		
Sales of Products Extracted from Natural Gas	315	NONE	
Revenues from Natural Gas Processed by Others	315	NONE	
Gas Operation and Maintenance Expenses	320-325		
Number of Gas Department Employees	325		
Exploration and Development Expenses	326	NONE	
Abandoned Leases	326	NONE	
Gas Purchases	327, 327A-B	327 A-B NONE	
Exchange Gas Transactions	328-330		
Gas Used in Utility Operations - Credit	331		
Transmission and Compression of Gas by Others	332-333		
Other Gas Supply Expenses	334		
Miscellaneous General Expenses - Gas	335		
Depreciation, Depletion and Amortization of Gas Plant	336-338		

Name of Respondent DTE Gas Company	This Report Is: (1) <input checked="" type="checkbox"/> An Original (2) <input type="checkbox"/> A Resubmission	Date of Report (Mo, Da, Yr) 04/29/2022	Year of Report 2021/Q4
---------------------------------------	---	--	---------------------------

**LIST OF SCHEDULES (Natural Gas Utility)**

Title of Schedule  (a)	Reference Page No. (b)	Remarks  (c)
<b>INCOME ACCOUNT SUPPORTING SCHEDULES</b>		
Income from Utility Plan Leased to Others	339	NONE
Particulars Concerning Certain Income Deduction and Interest Charges	340	
<b>COMMON SECTION</b>		
Regulatory Commission Expenses	350-351	
Research, Development and Demonstration Activities	352-253	NONE
Distribution of Salaries and Wages	354-355	
Charges for Outside Professional and Other Consultative Services	357	
<b>GAS PLANT STATISTICAL DATA</b>		
Natural Gas Reserves and Land Acreage	500-501	NONE
Changes in Estimated Hydrocarbon Reserves and Costs, and Net Realized Value	504-505	NONE
Compressor Stations	508-509	
Gas and Oil Wells	510	NONE
Gas Storage Projects	512-513	
Distribution and Transmission Lines	514	
Liquefied Petroleum Gas Operations	516-517	NONE
Distribution System Peak Deliveries	518	
Auxiliary Peaking Facilities	519	
System Map	522	
Footnote Data	551	NONE
Stockholders' Report	--	
<b>MPSC SCHEDULES</b>		
Reconciliation of Deferred Income Tax Expenses	117A-B	
Operating Loss Carryforward	117C	
Notes & Accounts Receivable Summary for Balance Sheet	228A	
Accumulated Provision for Uncollectible Accounts - Credit	228A	
Receivables From Associated Companies	228B	
Materials and Supplies	228C	
Notes Payable	260A	
Payables to Associated Companies	260B	
Customer Advances for Construction (252)	268	NONE
Accumulated Deferred Income Taxes - Temporary	277	NONE
Gas Operation and Maintenance Expenses (Nonmajor)	320N-324N	NONE
Lease Rentals Charged	333A-333D	333C-333D NONE
Depreciation, Depletion and Amortization of Gas Plant (Nonmajor)	336N	NONE
Particulars Concerning Certain Other Income Accounts	341	
Gain or Loss on Disposition of Property	342A-B	NONE
Expenditures for Certain Civic, Political and Related Activities	343	
Common Utility Plant and Expenses	356	NONE
Summary of Costs Billed to Associated Companies	358-359	
Summary of Costs Billed from Associated Companies	360-361	

Name of Respondent DTE Gas Company	This Report Is: (1) <input checked="" type="checkbox"/> An Original (2) <input type="checkbox"/> A Resubmission	Date of Report (Mo, Da, Yr) 04/29/2022	Year of Report 2021/Q4
---------------------------------------	---	--	---------------------------

**GENERAL INFORMATION**

1. Provide name and title of officer having custody of the general corporate books of account and address of office where the general corporate books are kept, and address of office where any other corporate books of account are kept, if different from that where the general corporate books are kept.

Tracy J. Myrick, Chief Accounting Officer  
One Energy Plaza  
Detroit, Michigan 48226-1279

2. Provide the name of the State under the laws of which respondent is incorporated, and date of incorporation. If incorporated under a special law, give reference to such law. If not incorporated, state the fact and give the type of organization and date organized.

Michigan - January 12, 1898

3. If at any time during the year the property of respondent was held by receiver or trustee, give (a) name of receiver or trustee, (b) date such receiver or trustee took possession, (c) the authority by which the receivership or trusteeship was created, and (d) date which possession by receivership or trustee ceased.

Not Applicable.

4. State the classes of utility or other services furnished by respondent during the year in each State in which the respondent operated.

Purchase, storage, transportation, distribution, and sale of natural gas, and the sale of storage and transportation capacity, all within the State of Michigan.

5. Have you engaged as the principal accountant to audit your financial statements an accountant who is not the principal accountant for your previous year's certified financial statements?

1.  Yes..... Enter date when such independent accountant was initially engaged: \_\_\_\_\_

2.  No

Name of Respondent DTE Gas Company	This Report Is: (1) <input checked="" type="checkbox"/> An Original (2) <input type="checkbox"/> A Resubmission	Date of Report (Mo, Da, Yr) 04/29/2022	Year of Report 2021/Q4
---------------------------------------	---	--	---------------------------

**CONTROL OVER RESPONDENT & OTHER ASSOCIATED COMPANIES**

<p>1. If any corporation, business trust or similar organization or combination of such organizations jointly held control over the respondent at the end of year, state name of controlling corporation or organization, manner in which control was held, and extent of control. If control was in a holding company organization, show the chain of ownership or control to the main parent company or organization. If control was held by a trustee(s), state name of trustee(s), name of beneficiary or beneficiaries for whom trust was maintained, and purpose of the trust.</p>	<p>2. List any entities which respondent did not control either directly or indirectly and which did not control respondent but which were associated companies at any time during the year.</p> <p>3. If the above required information is available from the SEC 10-K Report Form filing, a specific reference to the report form (i.e. year and company title) may be listed provided the fiscal years for both the 10-K report and this report are compatible.</p>
--	--

DTE Gas Holdings, Inc. is the holding company of the respondent.  
The attached pages **102a - 102q** detail the chain of ownership and control to the main parent company.

## I. NATURE OF BUSINESS OF CLAIMANTS AND EVERY SUBSIDIARY THEREOF

Claimant: DTE Energy Company

DTE Energy Company (Company or DTE) is a Michigan corporation. DTE owns, directly and indirectly, three utilities; DTE Electric Company (DTE Electric), DTE Gas Company (DTE Gas), and Citizens Gas Fuel Company (Citizens), and non-regulated subsidiaries engaged in energy marketing and trading, energy services, and various other electricity, coal, and gas related businesses. The Company's address is 1 Energy Plaza, Detroit, Michigan 48226-1279.

Claimant: DTE Enterprises, Inc.

DTE Enterprises, Inc. (DTEE) owns, directly and indirectly, two utilities, DTE Gas and Citizens, and non-regulated subsidiaries primarily involved in natural gas production, gathering, processing, transmission, storage, distribution, and marketing in the Midwest-to-Northeast corridor. DTEE is organized under the laws of the state of Michigan and has its principal executive offices at 1 Energy Plaza, Detroit, Michigan 48226-1279.

Claimant: DTE Gas Holdings, Inc.

DTE Gas Holdings, Inc., (Gas Holdings) is the holding company for DTE Gas Company and DTE Gas Services Company (Gas Services). Gas Holdings is organized under the laws of the state of Michigan and has its principal executive offices located at 1 Energy Plaza, Detroit, Michigan 48226-1279.

### 1. DTE Energy Company

- A. DTE Energy Corporate Services, LLC (Corporate Services) is a Michigan limited liability company. Corporate Services is a wholly owned subsidiary of DTE Energy Company with offices at 1 Energy Plaza, Detroit, Michigan 48226-1279. Corporate Services provides functional support to the DTE Energy enterprise.
- B. DTE Energy Resources, LLC (DTE ER) is a Delaware limited liability company. DTE ER is a wholly owned subsidiary of the Company with offices at 1 Energy Plaza, 400 WCB Detroit, Michigan 48226. DTE ER is engaged in energy services, electric generation, electric and gas marketing and trading and landfill gas projects. DTE ER is also conducting business under the assumed name of DTE Power and Industrial Group.  
**NEW ASSUMED NAME "DTE VANTAGE" 11/18/2021**
  - 1) DTE Biomass Energy, Inc., (DTE Biomass) is a Michigan corporation with offices at 1 Energy Plaza, 400 WCB Detroit, Michigan 48226. DTE Biomass is a wholly owned subsidiary of DTE ER and is engaged in landfill and renewable natural gas projects
    - a) Adrian Energy Associates, LLC (Adrian Energy) is a Michigan limited liability company with offices at 29261 Wall Street, Wixom, Michigan 48393. Adrian Energy is a 50% owned subsidiary of DTE Biomass and is engaged in the production of electricity from landfill gas.
    - b) Bellefontaine Gas Producers, L.L.C. (Bellefontaine Gas) is a Delaware limited liability company with offices at 1 Energy Plaza, 400 WCB Detroit, Michigan 48226. Bellefontaine Gas is a 50% owned subsidiary of DTE Biomass and is an inactive company.
    - c) Blue Water Renewables, Inc. (Blue Water) is a Michigan corporation with offices located at 1 Energy Plaza, 400 WCB Detroit, Michigan 48226. It is a wholly owned subsidiary of DTE Biomass and is engaged in landfill gas projects.
    - d) Davidson Gas Producers, LLC (Davidson) is a Michigan limited liability company with offices at 1 Energy Plaza, 400 WCB Detroit, Michigan 48226. Davidson is a wholly owned subsidiary of DTE Biomass and is engaged in landfill gas projects.
    - e) Denton Power, LLC (Denton) is a Michigan limited liability company with offices 1 Energy Plaza, 400 WCB Detroit, Michigan 48226. Denton is a wholly owned subsidiary of DTE Biomass and is engaged in landfill gas projects. **DISSOLVED 10/21/2021**
    - f) DTE Methane Resources, L.L.C. (DTE Methane) is a Michigan limited liability company with offices at 1 Energy Plaza, 400 WCB Detroit, Michigan 48226. DTE Methane is an owned 50% by DTE Biomass and 50% by DTE Coal Services and is an inactive company.
    - g) DTE RENEWABLE HOLDINGS, LLC (DTERH) is a Delaware limited liability company with offices at 1 Energy Plaza, 400 WCB Detroit, Michigan 48226. DTERH is wholly owned subsidiary of DTE Biomass Energy, Inc. and is a holding company for renewable natural gas projects.



1. BIRNAMWOOD RENEWABLE ENERGY, LLC (BIRNAMWOOD) is a Delaware limited liability company with offices at 1 Energy Plaza, 400 WCB Detroit, Michigan 48226. Bluebird is a wholly owned subsidiary of DTERH and is engaged in renewable natural gas project.  
**NEW FORMATION 8/27/2021**
  2. BLUEBIRD RENEWABLE ENERGY, LLC (BLUEBIRD)) is a Delaware limited liability company with offices at 1 Energy Plaza, 400 WCB Detroit, Michigan 48226. Bluebird is a wholly owned subsidiary of DTERH and is engaged in renewable natural gas project.  
**NEW FORMATION 8/27/2021**
  3. CALUMET RENEWABLE ENERGY, LLC (CALUMET) is a Delaware limited liability company with offices at 1 Energy Plaza, 400 WCB Detroit, Michigan 48226. CALUMET is a wholly owned subsidiary of DTERH and is engaged in renewable natural gas project.
  4. DANE RENEWABLE ENERGY, LLC (Dane) is a Delaware limited liability company with offices at 1 Energy Plaza, 400 WCB Detroit, Michigan 48226. Dane is a wholly owned subsidiary owned by DTERH and holds ownership of a renewable natural gas project.
  5. KEWAUNEE RENEWABLE, LLC is a Delaware limited liability company with offices at 1 Energy Plaza, 400 WCB Detroit, Michigan 48226. Kewaunee is owned 99% by DTERHC and maintains and operates a renewable natural gas project in Wisconsin
  6. NEW CHESTER RENEWABLE ENERGY, LLC (Chester) is a Delaware limited liability company with offices at 1 Energy Plaza, 400 WCB Detroit, Michigan 48226. Chester is a wholly owned subsidiary of DTERH and maintains and operates renewable natural gas project in Wisconsin
  7. Rosendale Renewable Energy, LLC (Rosendale) is a Delaware limited liability company with offices at 1 Energy Plaza, 400 WCB Detroit, Michigan 48226. Rosendale is a wholly owned subsidiary of DTERHC and owns and operates a renewable natural gas facility.
- h) EAST DAKOTAS RENEWABLE ENERGY, LLC (EDRE) is a Delaware limited liability company with offices at 1 Energy Plaza, Detroit, Michigan 48226. EDRE is a wholly owned subsidiary owned by DTERH and owns a dairy gas to RNG facility in south Dakota
  - i) Fayetteville Gas Producers, L.L.C. (Fayetteville) is a North Carolina limited liability company with offices located at 1 Energy Plaza, 400 WCB Detroit, Michigan 48226. Fayetteville is a wholly owned subsidiary of DTE Biomass and is engaged in landfill gas projects.
  - j) Fort Bend Power Producer, LLC (Fort Bend) is a Delaware limited liability company with offices located at 1 Energy Plaza, 400 WCB Detroit, Michigan 48226. Fort Bend is wholly owned by DTE Biomass and is engaged in a landfill gas to energy project.
  - k) Iredell Transmission, LLC (Iredell Trans) is a North Carolina limited liability company with offices at 1 Energy Plaza, 400 WCB Detroit, Michigan 48226. Iredell is wholly owned by DTE Biomass and is engaged in landfill gas projects.
  - l) Kiefer Landfill Generating II, LLC (Kiefer) is a Michigan limited liability company with offices at 1 Energy Plaza, 400 WCB Detroit, Michigan 48226. Kiefer is a 10% owned subsidiary of DTE Biomass and is engaged in landfill gas projects.
  - m) Phoenix Gas Producers, L.L.C. (Phoenix) is a Michigan limited liability company with offices 1 Energy Plaza, 400 WCB Detroit, Michigan 48226. Phoenix is a wholly owned subsidiary of DTE Biomass and is engaged in landfill gas projects.
  - n) Pinnacle Gas Producers, L.L.C. (Pinnacle) is a Michigan limited liability company with offices at 1 Energy Plaza, 400 WCB Detroit, Michigan 48226. Pinnacle is a wholly owned subsidiary of DTE Biomass and is engaged in a landfill gas-to-energy project.
  - o) Potrero Hills Energy Producers, LLC (Potrero) is a Michigan limited liability company with offices at 1 Energy Plaza, 400 WCB Detroit, Michigan 48226. Potrero is a 50% owned subsidiary of DTE Biomass and is engaged in landfill gas projects.
  - p) RES Power, Inc. (RESP) is a Michigan corporation with offices at 1 Energy Plaza, 400 WCB Detroit, Michigan 48226. RESP is a wholly owned subsidiary of DTE Biomass and is engaged in landfill gas projects. It owns 50% of Riverview Energy Systems.

1. Riverview Energy Systems (Riverview) is a Michigan partnership with offices at 29261 Wall Street, Wixom, Michigan 48393. Riverview is a 50% owned subsidiary of RESP and is engaged in the production of electricity from landfill gas.
- q) Riverview Gas Producers, Inc. (RPG) is a Michigan corporation with offices 1 Energy Plaza, 400 WCB Detroit, Michigan 48226. RPG is a wholly owned subsidiary of DTE Biomass and is engaged in landfill gas projects.
- r) Salem Energy Systems, LLC (Salem) is a North Carolina limited liability company with offices at 29261 Wall Street, Wixom, Michigan 48393. Salem is 50% owned by DTE Biomass and is engaged in the production of electricity from landfill gas.
- s) Salt Lake Energy Systems, L.L.C. (Salt Lake) is a Michigan limited liability company with offices at 1 Energy Plaza, 400 WCB Detroit, Michigan 48226. Salt Lake is a 50% owned subsidiary of DTE Biomass and is engaged in a landfill gas-to-energy project.
- t) Seabreeze Energy Producers, LLC (SEP) is a Texas limited liability company with offices at 1 Energy Plaza, 400 WCB Detroit, Michigan 48226. SEP is wholly owned subsidiary of DTE Biomass and is engaged in a landfill gas to energy project.
- u) Sunshine Gas Producers, LLC (Sunshine) is a Michigan limited liability company with offices 1 Energy Plaza, 400 WCB Detroit, Michigan 48226. Sunshine Gas is a 50% owned subsidiary of DTE Biomass and is engaged in landfill gas projects.
- v) Uwharrie Mountain Renewable Energy, LLC (Uwharrie) is a Delaware limited liability company with offices at 1 Energy Plaza, 400 WCB Detroit, Michigan 48226. Uwharrie is a wholly owned subsidiary of DTE Biomass and is a landfill gas facility.
- w) Wake Gas Producers, L.L.C. (Wake) is a North Carolina limited liability company with offices at 1 Energy Plaza, 400 WCB Detroit, MI 48226. Wake is a wholly owned subsidiary of DTE Biomass and is engaged in landfill gas projects.
- x) Westside Gas Producers, L.L.C. (Westside) is a Michigan limited liability company with offices at 1 Energy Plaza, 400 WCB Detroit, Michigan 48226. Westside is a wholly owned subsidiary of DTE Biomass and is engaged in landfill gas projects.
- 2) DTE Coal Services, Inc., (DTE Coal) is a Michigan corporation with offices at 1 Energy Plaza, 400 WCB Detroit, Michigan 48226. DTE Coal is a wholly owned subsidiary of DTE ER and is an inactive company.
  - a) DTE Chicago Fuels Terminal, LLC (Chicago Fuels) is a Michigan limited liability company with offices at 1 Energy Plaza, 400 WCB Detroit, Michigan 48226. This company is a wholly owned subsidiary of DTE Coal and is an inactive company.
  - b) DTE Peptec, Inc., (DTE Peptec) is a Michigan corporation with offices at 1 Energy Plaza, 400 WCB Detroit, Michigan 48226. DTE Peptec is a wholly owned subsidiary of DTE Coal and is an inactive company.
    1. Peptec, Inc. (Peptec) is a Pennsylvania corporation with offices 1 Energy Plaza, 400 WCB Detroit, Michigan 48226. Peptec is a wholly owned subsidiary of DTE Peptec and is an inactive company.
- 3) DTE Energy Services, Inc. (DTE ES) is a Michigan corporation with offices at 1 Energy Plaza, 400 WCB Detroit, MI 48226. DTE ES is a wholly owned subsidiary of DTE ER and is engaged in energy services activities.
  - a) Delta Township Utilities II, LLC (Utilities II) is a Delaware limited liability company with offices at 1 Energy Plaza, 400 WCB Detroit, Michigan 48226. Utilities II is owned 56% by DTE ES. It provides utility services to an automobile manufacturing facility in Lansing, Michigan.
  - b) DTE Backup Generation Equipment Leasing, L.L.C. (Backup Generation Equipment Leasing) is a Delaware limited liability company with offices 1 Energy Plaza, 400 WCB Detroit, Michigan 48226. Backup Generation Equipment Leasing is a wholly owned subsidiary of DTE ES and is engaged in the equipment leasing business. **DISSOLVED 02/03/2021**

- c) DTE CALIFORNIA RENEWABLE FUELS, LLC is a Delaware limited liability company with offices at 1 Energy Plaza, 400 WCB Detroit, Michigan 48226. DTE California Renewable Fuels, LLC is a wholly owned subsidiary of DTE ES and owns two California facilities that will manufacture Energy Carbon, a Biomass derived, energy dense pellet
  - 1. CALIFORNIA RENEWABLE CARBON, LLC is a Delaware limited liability company with offices at 1 Energy Plaza, 400 WCB Detroit, Michigan 48226. California Renewable Carbon, LLC is owned 50% by DTE California Renewable Fuels, LLC **DISSOLVED 10/29/2020**
- d) DTE CALIFORNIA RENEWABLE FUELS OPERATIONS, LLC is a Delaware limited liability company with offices at 1 Energy Plaza, 400 WCB Detroit, Michigan 48226. DTE California Renewable Fuels, LLC is a wholly owned subsidiary of DTE ES and owns two California facilities that will manufacture Energy Carbon, a Biomass derived, energy dense pellet
- e) DTE CARBON HOLDINGS, LLC is a Delaware limited liability company with offices at 1 Energy Plaza, 400 WCB Detroit, Michigan 48226. DTE Carbon holdings, LLC is a wholly owned subsidiary of DTE ES and is a Holding company for project entities for the development of underground storage of CO2 in the Sacramento Delta region. **NAME CHANGE TO DTE SUSTAINABLE HOLDINGS, LLC 10/14/2021**
  - 1. DTE SUSTAINABLE VENTURES, LLC is a Delaware limited liability company with offices at 1 Energy Plaza, 400 WCB Detroit, Michigan 48226. DTE Sustainable Ventures, LLC is a wholly owned subsidiary of DTE Sustainable Holdings, LLC and is involved in Carbon Capture & Sequestration activities. **NEW FORMATION 10/11/2021**
  - 2. SUISUN CLIMATE PARTNERS, LLC (Suisun) is a Delaware limited liability company with offices 1 Energy Plaza, 400 WCB Detroit, Michigan 48226. Suisun is a wholly owned subsidiary of DTE Sustainable Holdings, LLC and develops underground storage for CO2 in the Sacramento Delta region.
- f) DTE Coke Holdings, LLC (Coke Holdings) is a Delaware limited liability company with offices at 1 Energy Plaza, 400 WCB Detroit, Michigan 48226. Coke Holdings is a wholly owned subsidiary of DTE ES and is a holding company.
  - 1. DTE Coke Operations, LLC (DTE Coke) is a Michigan limited liability company with offices at 1 Energy Plaza, 400 WCB Detroit, Michigan 48226. DTE Coke is a wholly owned subsidiary of DTE Coke Holdings, LLC and is involved in in the operation and maintenance of coke battery facilities.
  - 2. DTE Gary LLC (Gary) is a Delaware limited liability company with offices 1 Energy Plaza, 400 WCB Detroit, Michigan 48226. Gary is a wholly owned subsidiary of DTE Coke Holdings, LLC and is an inactive company.
  - 3. DTE Lake Erie CB, LLC a limited liability company with offices at 1 Energy Plaza, 400 WCB Detroit, Michigan 48226. It is a wholly owned subsidiary of DTE Coke Holdings, LLC and serves as Agent for Loan Agreement. **NEW FORMATION: 3/29/2021**
  - 4. DTE LAKE ERIE GENERATION, INC. is a British Columbia Corporation with offices at 510 West George Street, Suite 1800, Vancouver, BC V6B 0M3. DTE Lake Erie Generation, Inc is wholly owned by DTE Coke Holdings, LLC and is a project entity for a potential onsite energy project.
  - 5. DTE LAKE ERIE HOLDINGS, LLC is a Delaware limited liability company with offices at 1 Energy Plaza, 400 WCB Detroit, Michigan 48226. DTE Lake Erie Holdings is a wholly owned subsidiary of Coke Holdings and is a holding company. **DISSOLVED 03/11/2021**
    - a. LAKE ERIE COKE BATTERY HOLDINGS, LLC (LECBH) is a Delaware Limited Liability company with offices at 1 Energy Plaza, 400 WCB Detroit, Michigan 48226. LECBA is a wholly owned subsidiary of DTE Lake Erie Holdings, LLC and is an inactive company **DISSOLVED 3/11/2021**
    - b. LAKE ERIE BOILER, L.P. (LEB) is a Delaware limited partnership with offices at 1 Energy Plaza, 400 WCB Detroit, Michigan 48226. LEB is a wholly owned subsidiary of DTE Lake Erie Holdings, LLC and is an inactive company. **DISSOLVED 3/11/2021**
  - 6. DTE PCI Enterprises Company, LLC (DTE PCI) is a Delaware limited liability company with offices at 1 Energy Plaza, 400 WCB Detroit, Michigan 48226. DTE PCI is a wholly owned subsidiary of DTE Coke Holdings, LLC and operates a pulverized coal facility.

7. EES Coke Battery, L.L.C. (EES) is a Michigan limited liability company with offices 1 Energy Plaza, 400 WCB Detroit, Michigan 48226. EES is wholly owned by DTE Coke Holdings, LLC and is engaged in coke supply and coke battery operations.
  8. LAKE ERIE BOILER HOLDINGS, LLC is a Delaware limited liability company with offices at 1 Energy Plaza, 400 WCB Detroit, Michigan 48226. DTE Lake Erie Holdings is a wholly owned subsidiary of Coke Holdings and is a project entity for the potential financing of an onsite energy project.
  9. LAKE ERIE COKE BATTERY, LP (LECP) is a Delaware limited partnership with offices at 1 Energy Plaza, 400 WCB Detroit, Michigan 48226. DTE Lake Erie Holdings, LLC is a wholly owned subsidiary of Coke Holdings and is an inactive company. **DISSOLVED 03/11/2021**
  10. Shenango LLC (Shenango) is a Pennsylvania corporation with offices 1 Energy Plaza, 400 WCB Detroit, MI 48226. Shenango is a wholly owned subsidiary of Coke Holdings and is an inactive company.
- g) DTE Energy Center Operations, LLC (DTE Energy Cent Oper) is a Delaware limited liability company with offices at 1 Energy Plaza, 400 WCB Detroit, Michigan 48226. DTE Energy Cent Oper is a wholly owned subsidiary of DTE ES and is involved in the operation of Energy Center.
  - h) DTE ES Holdings No. 1, LLC (ES Holdings) is a Delaware limited liability company with offices at 1 Energy Plaza, 400 WCB Detroit, Michigan 48226. ES Holdings is a wholly owned subsidiary of DTE ES and is a holding company.
  - i) DTE ES Operations, LLC (ES Oper) is a Delaware limited liability company with offices 1 Energy Plaza, 400 WCB Detroit, Michigan 48226. ES Oper is a wholly owned subsidiary of DTE ES and is engaged in the operation and maintenance of electric generation facilities.
  - j) DTE Mobile Operations, LLC (DTE Mobile) is a Delaware limited liability company with offices at 1 Energy Plaza, 400 WCB Detroit, Michigan 48226. DTE Mobile is a wholly owned subsidiary of DTE ES and is an inactive company. **DISSOLVED 02/03/2021**
  - k) DTE On-Site Energy, LLC (On-Site) is a Delaware limited liability company with offices at 1 Energy Plaza, 400 WCB Detroit, Michigan 48226. DTE On-Site is a wholly owned subsidiary of DTE ES and is involved in on-site energy projects.
    1. DTE Ashtabula, LLC (Ashtabula) is a Delaware limited liability company with offices at 1 Energy Plaza, 400 WCB Detroit, Michigan 48226. Ashtabula is wholly owned by On-Site. It operates five Co-Generation units that provide steam, electricity, boiler feed water and compressed air to a facility in Ashtabula Ohio.
    2. DTE Atlantic, LLC is a Delaware limited liability company with offices at 1 Energy Plaza, 400 WCB Detroit, Michigan 48226. DTE Atlantic, LLC is a wholly owned subsidiary of DTE On-site Energy, LLC and operates and maintains a cogeneration project in Atlantic City, New Jersey.
    3. DTE Calvert City, LLC (DTE Calvert) is a Delaware limited liability company with offices at 1 Energy Plaza, 400 WCB Detroit, Michigan 48226. Calvert is a wholly owned subsidiary of On-Site and provides energy related services.
    4. DTE Dearborn, LLC (Dearborn) is a Delaware limited liability company with offices at 1 Energy Plaza, 400 WCB Detroit, MI 48226. Dearborn is a wholly owned subsidiary of On-Site and is engaged in the operation of a compressed air facility.
    5. DTE Dearborn CEP, LLC, (CEP) is a Delaware limited liability company with offices at 1 Energy Plaza, 400 WCB Detroit, Michigan 48226. CEP is a wholly owned subsidiary of On-Site and is involved in construction, operation, and ownership of an energy infrastructure at the Ford Research and Engineering Campus in Dearborn, Michigan.
    6. DTE Heritage, LLC (DTE Heritage) is a Michigan limited liability company with offices at 1 Energy Plaza, 400 WCB Detroit, Michigan 48226. DTE Heritage is a wholly owned subsidiary of On-Site and is engaged in the ownership and operation of an internal electric distribution system of electricity.

7. DTE Indiana Harbor Holdings, LLC (DTE Indiana Harbor) is a Delaware limited liability company with offices at 1 Energy Plaza, 400 WCB Detroit, Michigan 48226. DTE Indiana Harbor is a wholly owned subsidiary of On-Site. DTE Indiana Harbor owns 14.8% of Indiana Harbor Coke Company L.P.
  - a. Indiana Harbor Coke Company L.P., (Indiana Harbor Coke Company) is a Delaware limited partnership with offices at 1 Energy Plaza, 400 WCB Detroit, Michigan 48226. Indiana Harbor Coke Company is 14.8% owned by DTE Indiana Harbor and operates a coke battery facility.
8. DTE Lansing, LLC (Lansing) is a Delaware limited liability company with offices at 1 Energy Plaza, 400 WCB Detroit, Michigan 48226. It is wholly owned by On-Site and it operates and maintains a Central Utilities Complex (CUC) providing utility services to 3 buildings at the Grand River Assembly Facility. Lansing owns 80% of Utility Services of Lansing, LLC.
  - a. Utility Services of Lansing, LLC (Utility Services) is a Delaware limited liability company with offices at 1 Energy Plaza, 400 WCB Detroit, Michigan 48226. Utility Services is owned 80% by Lansing and provides utility services to a facility in Lansing, Michigan.
9. DTE Lordstown, LLC (Lordstown) is an Ohio limited liability company with offices at 1 Energy Plaza, 400 WCB Detroit, Michigan 48226. DTE Lordstown is a wholly owned subsidiary of On-Site and is an inactive company.
10. DTE Marietta, LLC (Marietta) is a Delaware limited liability company with offices at 1 Energy Plaza, 400 WCB Detroit, Michigan 48226. It is a wholly owned subsidiary of On-Site and holds project contracts to provide energy related services.
11. DTE Northwind, LLC, (Northwind) is a Delaware limited liability company with offices at 1 Energy Plaza, 400 WCB Detroit, Michigan 48226. Northwind is a wholly owned subsidiary of On-Site and operates a chilled water plant.
12. DTE Philadelphia, LLC (Philadelphia) is a Delaware limited liability company with offices at 1 Energy Plaza, 400 WCB Detroit, Michigan 48226. Philadelphia is a wholly owned subsidiary of On-Site. It operates and maintains the electric distribution, heat, and non-potable water systems for the Philadelphia Authority for Industrial Development.
13. DTE Pittsburgh, LLC (Pittsburgh) is a Delaware limited liability company with offices at 1 Energy Plaza, 400 WCB Detroit, Michigan 48226. Pittsburgh is a wholly owned subsidiary of On-Site and provides energy related services.
14. DTE Pontiac North, LLC (Pontiac) is a Michigan limited liability company with offices at 1 Energy Plaza, 400 WCB Detroit, Michigan 48226. Pontiac is a wholly owned subsidiary of On-Site and is an inactive company.
15. DTE RUSSELL STREET, LLC is a Delaware limited liability company with offices at 1 Energy Plaza, 400 WCB Detroit, Michigan 48226. It is a wholly owned subsidiary of On-Site and provides certain utilities back up electricity and related services in Detroit, Michigan
16. DTE SAN DIEGO COGEN, INC. (San Diego Cogen) is a Delaware corporation with offices 1 Energy Plaza, 400 WCB Detroit, MI 48226. San Diego Cogen is a wholly owned subsidiary of On-Site and operates and maintains a cogeneration facility in San Diego California.
17. DTE St. Bernard, LLC (St. Bernard) is a Delaware limited liability company with offices at 1 Energy Plaza, 400 WCB Detroit, Michigan 48226. St. Bernard is a wholly owned subsidiary of On-Site. It provides steam, electricity, high density liquid processing, water, sewer, fuel, and coal services to a facility in Cincinnati.
18. DTE St. Paul, LLC (St. Paul) is a Delaware limited liability company with offices at 1 Energy Plaza, 400 WCB Detroit, Michigan 48226. St. Paul is a wholly owned subsidiary of On-Site. It is part of a joint venture providing electricity from wood waste to biomass to Northern States Power Company. It owns 50% of St. Paul Cogeneration, LLC and 50% of Environmental Wood Supply, LLC.
  - a. St. Paul Cogeneration, LLC (St. Paul Cogen) is a Minnesota limited liability company with offices at 1 Energy Plaza, 400 WCB Detroit, Michigan 48226. It is 50% owned by St. Paul. It provides electricity and heat through a wood-fired combined heat and power plant to a state government complex.

- b. Environmental Wood Supply, LLC (Environmental Wood) is a Minnesota limited liability company with offices at 1 Energy Plaza, 400 WCB Detroit, Michigan 48226. It is 50% owned by St. Paul. It provides electricity and heat through a wood-fired combined heat and power plant to Northern States Power Company.
- 19. DTE Tonawanda, LLC (Tonawanda) is a Michigan limited liability company with offices at 1 Energy Plaza, 400 WCB Detroit, MI 48226. Tonawanda is a wholly owned subsidiary of On-Site and is engaged in wastewater treatment and supply of chilled water.
- 20. DTE Utility Service Holdings, LLC (Utility Serv) is a Delaware limited liability company with offices at 1 Energy Plaza, 400 WCB Detroit, Michigan 48226. Utility Serv is a wholly owned subsidiary of On-Site and is a holding company. Utility Services owns 50% of DTE Energy Center, LLC.
  - a. DTE Energy Center, LLC (Energy Center) is a Delaware limited liability company with offices at 1 Energy Plaza, 400 WCB Detroit, Michigan 48226. Energy Center is 50% owned by Utility Serv and is involved in providing utility and energy conservation services.
- 21. Energy Equipment Leasing, LLC (Energy Equipment) is a Delaware limited liability company with offices at 1 Energy Plaza, 400 WCB Detroit, Michigan 48226. Energy Equipment Leasing is a wholly owned subsidiary of On-Site and leases boiler and turning equipment to a facility near Baltimore, Maryland, and cogeneration equipment to a facility in Ashtabula, Ohio.
- 22. Metro Energy, LLC (Metro) is a Michigan limited liability company with offices at 1 Energy Plaza, 400 WCB Detroit, Michigan 48226. Metro Energy, LLC is a wholly owned subsidiary of On-Site and provides energy related service.
- l) DTE PetCoke, LLC (Pet Coke) is a Delaware limited liability company with offices at 1 Energy Plaza, 400 WCB Detroit, Michigan 48226. Pet Coke is wholly owned subsidiary of DTE ES and is engaged in the supply of petroleum coke.
- m) DTE Pulp & Paper Holdings, LLC (DTE Pulp) is a limited liability Delaware company with offices at 1 Energy Plaza, 400 WCB Detroit, Michigan 48226. DTE Pulp is a wholly owned subsidiary of DTE ES and is a holding company. DTE Pulp owns 50% of MESC Capital, LLC. **DISSOLVED 2/12/2021**
  - 1. MESC Capital, LLC (MESC Cap) is a Delaware limited liability company with offices at 1 Energy Plaza, 400 WCB Detroit, Michigan 48226. MESC Cap is 50% owned by DTE Pulp and is involved in financing and investing activities. MESC Cap owns Mobile Energy Services Company, LLC. **DISSOLVED 02/03/2021**
    - a. Mobile Energy Services Company, LLC (Mobile Energy) is an Alabama limited liability company with offices at 1 Energy Plaza, 400 WCB Detroit, Michigan 48226. Mobile Energy is a wholly owned subsidiary of MESC Cap and is an inactive company. **DISSOLVED 2/03/2021**
- n) DTE REF Holdings, LLC (DTE REF) is a Delaware limited liability company with offices at 1 Energy Plaza, 400 WCB Detroit, Michigan 48226. It is a wholly owned subsidiary of DTE ES and is a holding company.
  - 1. Belle River Fuels Holdings, LLC (Belle River Fuels) is a Delaware limited liability company with offices at 1 Energy Plaza, 400 WCB Detroit, Michigan 48226. Belle River Fuels is owned 1% by DTE REF and 99% by DTE ES. Belle River Fuels owns 100% of Belle River Fuels Company, LLC.
    - a. Belle River Fuels Company, LLC (Belle River) is a Delaware limited liability company with offices at 1 Energy Plaza, 400 WCB Detroit, Michigan 48226. Belle River is a wholly owned subsidiary of Belle River Fuels and it owns and operates a facility to produce refined coal.
  - 2. DTE REF Holdings II, LLC (REF Holdings II) is a Delaware limited liability company with offices at 1 Energy Plaza, 400 WCB Detroit, Michigan 48226. It is wholly owned by DTE REF and is a holding company.
    - a. Canton Fuels Company, LLC (Canton) is a Delaware limited liability company with offices at 1 Energy Plaza, 400 WCB Detroit, MI 48226. Canton is wholly owned by REF Holdings II and it operates a refined emissions fuel facility. **DISSOLVED 09/30/2021**

- b. ERIE FUELS COMPANY, LLC is a Delaware Limited Liability Company with offices at 1 Energy Plaza, 400 WCB Detroit, MI 48226. ERIE FUELS COMPANY, LLC is owned 1% by REF Holdings II, LLC and is the lessee of a reduced emissions fuel facility
  - c. Huron Fuels Company LLC is a Delaware limited liability company with offices at 1 Energy Plaza, 400 WCB Detroit, MI 48226. It is owned 45% by DTE REF Holdings II, LLC and leases a refined emissions fuel facility from Belle River.
  - d. Ontario Fuels Company is a Delaware limited liability company with offices at 1 Energy Plaza, 400 WCB Detroit, Michigan 48226. It is wholly owned by REF Holdings II, LLC and owns a refined coal facility and produces refined coal for sale.
  - e. Portage Fuel Company, LLC is a Delaware limited liability company with offices at 1 Energy Plaza, 400 WCB Detroit, Michigan 48226. It is wholly owned by DTE REF Holdings II, LLC and leases and operates a reduced emissions fuel facility at the Columbia Power Plant owned by Alliant Energy.
  - f. Shawnee SL, LLC is a Delaware limited liability company with offices at 1 Energy Plaza, 400 WCB Detroit, Michigan 48226. It is a wholly owned by REF Holdings II, LLC and is a holds sublicense to certain reduced emissions fuel technology.
3. KING FUELS COMPANY, LLC is a Delaware limited liability company with offices at 1 Energy Plaza, 400 WCB Detroit, Michigan 48226. It is wholly owned 20% by DTE REF and holds a company that operates a refined coal facility at the St. Clair Power Plant.  
**DISSOLVED 10/31/2021**
- a. RCF 3 IM4, LLC is a Delaware limited liability company with offices at 1 Energy Plaza, 400 WCB Detroit, Michigan 48226. It is wholly owned by King Fuels Company and is inactive. **DISSOLVED 10/31/2021**
  - b. St. Clair Fuels Company, LLC (St. Clair Fuels) is a Delaware limited liability company with offices at 1 Energy Plaza, 400 WCB Detroit, Michigan 48226. St. Clair Fuels is 1% owned DTE REF. St. Clair Fuels owns and operates a facility to produce refined coal. **DISSOLVED 10/31/2021**
4. Kenosha Fuels Company, LLC (Kenosha) is a Delaware limited liability company with offices at 1 Energy Plaza, 400 WCB Detroit Michigan, 48266. Kenosha is a wholly owned subsidiary of DTE REF. Kenosha owns and operates a facility to produce refined coal.  
**DISSOLVED 12/09/2021**
5. Monroe Fuels Company, LLC (Monroe) is a Delaware limited liability company with offices at 1 Energy Plaza, 400 WCB Detroit, Michigan 48226. Monroe is 1% owned by DTE REF. It owns and operates a facility to produce refined coal.
6. REF HOLDINGS III, LLC is a Delaware limited liability company with offices at 1 Energy Plaza, 400 WCB Detroit, Michigan 48226. REF Holdings III, LLC is 1% owned by DTE REF, it is a holding company.
- a. Arbor Fuels Company, LLC (Arbor) is a Delaware limited liability company with offices at 1 Energy Plaza, 400 WCB Detroit, Michigan 48226. Arbor is wholly owned by REF Holdings III, LLC and operates a refined emissions fuel facility.
  - b. Chouteau Fuels Company, LLC (Chouteau) is a Delaware limited liability company with offices at 1 Energy Plaza, 400 WCB Detroit, Michigan 48226. Chouteau is wholly owned by REF Holdings III; LLC and it operates a refined emissions fuel facility.
  - c. EROC Fuels, Company, LLC (EROC) and is a Delaware limited liability Company with offices at 1 Energy Plaza, 400 WCB Detroit, Michigan 48226. It is wholly owned by REF Holdings III, LLC and operates of refined emissions fuel facility at a facility in Wisconsin.
  - d. Gallia Fuels Company, LLC, (Gallia), is a Delaware limited liability company with offices at 1 Energy Plaza, 400 WCB Detroit, Michigan 48226. Gallia is a wholly owned subsidiary of REF Holdings III, LLC and operates a refined emissions fuel production line.

- e. Jasper Fuels Company, LLC, (Jasper), is a Delaware limited liability company with offices at 1 Energy Plaza, 400 WCB Detroit, Michigan 48226. Jasper is a wholly owned subsidiary of REF Holdings III; LLC Jasper owns and operates a facility to produce refined coal.
- o) DTE Stoneman, LLC (Stoneman) is a Wisconsin limited liability company with offices at 1 Energy Plaza, 400 WCB Detroit, Michigan 48226. Stoneman is a wholly owned subsidiary of DTE ES and is an inactive company.
- p) DTE Woodland, LLC (Woodland) is a Delaware limited liability company with offices at 1 Energy Plaza, 400 WCB Detroit, Michigan 48226. Woodland is a wholly owned subsidiary of DTE ES and is engaged in biomass energy projects.
  - 1. DTE Mt. Poso, LLC (Mt. Poso) is a Delaware limited liability company with offices at 1 Energy Plaza, 400 WCB Detroit, Michigan 48226. Mt. Poso is a wholly owned subsidiary of Woodland and owns 50% of Mt. Poso Cogeneration Company, LLC.
    - a. Mt. Poso Cogeneration Company, LLC (Mt. Poso Cogen) is a Delaware limited liability company with offices at 1 Energy Plaza, 400 WCB Detroit, Michigan 48226. Mt. Poso Cogen is owned 50 % by Mt. Poso. Mt. Poso Cogen owns and operates a biomass energy facility and oil field.
  - 2. DTE Stockton, LLC (Stockton) is a Delaware limited liability company with offices at 1 Energy Plaza, 400 WCB Detroit, Michigan 48226. Stockton is a wholly owned subsidiary of Woodland and owns and operates a Biomass facility.
  - 3. Woodland Biomass Power LLC (WBP) is a California limited liability company in which Woodland is the sole member, with offices at 1 Energy Plaza, 400 WCB Detroit, Michigan 48226. This company is a wholly owned subsidiary of Woodland and owns and operates a biomass energy facility.
- 4) DTE Energy Trading, Inc. (DTE Energy Trading) is a Michigan corporation with offices 1 Energy Plaza, 400 WCB Detroit, Michigan 48226. DTE Energy Trading is a wholly owned subsidiary of DTE ER. DTE Energy Trading is engaged in wholesale and retail energy marketing. DTE Energy Trading owns DTE Energy Supply, Inc.
  - a) DTE Energy Supply, Inc. (Energy Supply) is a Michigan Corporation with offices at 1 Energy Plaza, 400 WCB Detroit, Michigan 48226. Energy Supply is a wholly owned subsidiary of DTE Energy Trading and is engaged in providing retail energy services.
- 5) DTE Generation, Inc. (DTE Generation) is a Michigan corporation with offices at 1 Energy Plaza, 400 WCB Detroit, Michigan 48226. DTE Generation is a wholly owned subsidiary of DTE ER and is a holding company. DTE Generation owns DTE River Rouge, No. 1, LLC.
  - a) DTE River Rouge, No. 1, LLC (DTE River) is a Michigan limited liability company with offices at 1 Energy Plaza, 400 WCB Detroit, Michigan 48226. DTE River is a wholly owned subsidiary of DTE Generation and is involved in a project at River Rouge Power Plant.
- C. DTE Energy Trust III (DTE III) is a Delaware statutory trust with offices at 1 Energy Plaza, Detroit, Michigan 48226-1279. DTE III may offer from time-to-time trust preferred securities.
- D. DTE Energy Ventures, Inc. (DTE Ventures) is a Michigan corporation with offices at 1 Energy Plaza, Detroit, Michigan 48226-1279. DTE Ventures is a wholly owned subsidiary of DTE and is engaged in business development. DTE Energy Ventures, Inc. owns DTE Solar Company of California.
  - 1) DTE Solar Company of California (Solar) is a Michigan corporation with offices at 1 Energy Plaza, Detroit, Michigan 48226-1279. Solar is a wholly owned subsidiary of DTE Ventures. Solar is engaged in solar photovoltaic leasing.
  - 2) Insight Energy Venture, LLC is a Michigan limited liability company with offices at The Corporation Company, 30600 Telegraph Rd, Suite 2345, Bingham Farms, Michigan 48025. Insight Energy Venture, LLC is owned 43% by DTE Energy Ventures, Inc. and 35% by Vectorform (non DTE entity). This company was formed for development, marketing, sale and delivery of energy management software, mobile applications, and hardware technologies to the Utility Industry.



- 3) Renaissance Venture Capital Fund 1, L.P. is a Limited Partnership company with offices at 600 Renaissance Center, Suite 1760 Detroit, Michigan 48243. Renaissance Venture Capital Fund 1, L.P. is owned 22% by DTE Energy Ventures, Inc. DTE Energy Ventures, Inc. holds subscription agreement with this company for limited partnership interest. Fund I is a venture capital fund of funds.
  - 4) Renaissance Venture Capital Fund 11, L.P. is a Limited Partnership company with offices at 201 S. Main Street Suite 1000 Ann Arbor, Michigan 48104. Renaissance Venture Capital Fund 11, L.P. is owned 12.7% by DTE Energy Ventures, Inc. Fund II is a venture capital fund of funds.
  - 5) Renaissance Venture Capital Fund III, L.P. is a Limited Partnership Company with offices at 201 S. Main, Ann Arbor, Michigan 48104. Renaissance Venture Capital Fund III, L.P. is owned 12.27% by DTE Energy Ventures, Inc.
- E. DTE Enterprises, Inc. (DTEE) is a Michigan corporation with offices at 1 Energy Plaza, Detroit, Michigan 48226-1279. Except where otherwise indicated, DTEE owns, directly or indirectly, all the outstanding common stock of DTE Gas Holdings, Inc., Citizens Gas Fuel Company (Citizens), and DTE Gas Enterprises, LLC (Gas Enterprises).
- 1) Citizens Gas Fuel Company (Citizens) is a Michigan corporation, is a public utility engaged in the distribution of natural gas in Michigan. Citizens' principal executive offices are located at 127 N. Main Street, Adrian, Michigan 49221. Citizens is a wholly owned subsidiary of DTEE.
  - 2) DTE Gas Holdings, Inc., a Michigan corporation with offices at 1 Energy Plaza, Detroit, Michigan 48226-1279, is the holding company for DTE Gas Company, a Michigan corporation, and DTE Gas Services Company
    - a) DTE Gas Services Company is a Michigan corporation with offices at 1 Energy Plaza, Detroit, Michigan 48226-1279. It markets natural gas as a vehicular fuel and markets energy to residential and commercial customers through a transportation brokerage pilot program. DTE Gas Services Company became inactive in 2001. DTE Gas Services Company is a wholly owned subsidiary of DTE Gas Holdings, Inc.
    - b) DTE Gas Company (DTE Gas) is a public utility engaged in the distribution and transmission of natural gas in the state of Michigan. DTE Gas's principal executive offices are located at 1 Energy Plaza, Detroit, Michigan 48226-1279. DTE Gas conducts substantially all its business in the state of Michigan and is subject to the jurisdiction of the Michigan Public Service Commission as to various phases of its operations, including gas sales rates, service, and accounting.
      1. Blue Lake Holdings, Inc. (Blue Lake) is a Michigan corporation with offices at 1 Energy Plaza, Detroit, Michigan 48226-1279. Blue Lake Holdings, Inc. is a wholly owned subsidiary of DTE Gas. It holds a 25% interest in Blue Lake Gas Storage Company.
        - a. Blue Lake Gas Storage Company is a partnership that has converted a depleted natural gas field in northern Michigan into a 46 billion cubic feet (Bcf) natural gas storage field, which it operates.
  - 3) DTE Gas Enterprises, LLC (DTEGS) is the holding company for DTEE's various diversified energy subsidiaries. DTEGS, through its subsidiaries and joint ventures, provides gathering, processing, and transmission services; engages in energy marketing activities and storage services; engages in gas and oil exploration, development, and production; and is involved in other energy-related businesses. Except where otherwise indicated, the companies set forth below are wholly owned subsidiaries of DTEGS. **NAME CHANGE TO: DT MIDSTREAM INC (DTM) AND CONVERTED FROM LLC TO INC. 1/08/2021 and JURISDICTION CHANGED FROM MICHIGAN TO DELAWARE 0/08/2021 DTM SPINOFF 07/01/2021**
  - 4) **DT MIDSTREAM, HOLDINGS, LLC – New Holding company for DT Midstream NEW FORMATION 1/13/2021 DTM SPINOFF 07/01/2021**
    - a) DTE Gas Storage Company is a Michigan corporation with offices at One Energy Plaza, Detroit, Michigan 48226-1279. It engages in the storage of natural gas and is wholly owned by DTEGS. **DTM SPINOFF 07/01/2021**
      1. Shelby Storage, L.L.C. is a Michigan limited liability company with offices at One Energy Plaza, Detroit, Michigan 48226-1279. It is used to procure storage, mineral and load rights for a storage field. Shelby Storage, L.L.C. is wholly owned by DTE Gas Storage Company. **DTM SPINOFF 07/01/2021**

2. South Romeo Gas Storage Company, L.L.C. (South Romeo) is a Michigan limited liability company with offices at One Energy Plaza, Detroit, Michigan 48226-1279. It is owned 50% by DTE Gas Storage Company. South Romeo holds a 33.3% interest in South Romeo Gas Storage Corporation. **DTM SPINOFF 07/01/2021**
    - a. South Romeo Gas Storage Corporation is a Michigan corporation which was formed to facilitate the development of the Washington 28 storage field. It is owned 33.3% by South Romeo Gas Storage Company, L.L.C. and 33.3% by DTE Gas Storage Company. **DTM SPINOFF 07/01/2021**
  3. Washington 10 Storage Corporation is a Michigan corporation with offices at 1 Energy Plaza, Detroit Michigan 48226-1279. It is wholly owned by DTE Gas Storage Company and has entered a Participation Agreement dated June 1997 with respect to the construction and leveraged lease financing of a natural gas storage facility located in Macomb County, Michigan. **DTM SPINOFF 07/01/2021**
  4. Washington Resources, LLC is a Michigan limited liability company with offices at One Energy Plaza, Detroit, Michigan 48226-1279; it is wholly owned by DTE Gas Storage Company. **DTM SPINOFF 07/01/2021**
- b) DTE Pipeline Company is a Michigan corporation with offices at One Energy Plaza, Detroit, Michigan 48226-1279. It owns interests in pipeline and processing projects directly and through the following subsidiaries and partnerships. It is wholly owned by DTE Gas Enterprises, LLC. **DTM SPINOFF 07/01/2021**
1. Bluestone Gas Corporation of New York, Inc. is a New York corporation with offices at One Energy Plaza, Detroit, Michigan 48226. It is a wholly owned subsidiary of DTE Pipeline Company, and it is engaged in natural gas gathering services. **DTM SPINOFF 07/01/2021**
  2. Bluestone Pipeline Company of Pennsylvania, LLC (Bluestone Pipeline) is a Pennsylvania company with offices at One Energy Plaza, Detroit, Michigan 48226. It is a wholly owned subsidiary of DTE Pipeline Company, and it is engaged in natural gas gathering services. **DTM SPINOFF 07/01/2021**
    - a. Susquehanna Gathering Company I, LLC (Susquehanna) is a Pennsylvania company with offices at One Energy Plaza, Detroit, Michigan 48226. It is a wholly owned subsidiary of Bluestone Pipeline and is engaged in natural gas gathering services. **DTM SPINOFF 07/01/2021**
  3. DTE Appalachia Holdings, LLC is a Delaware limited liability company with offices at One Energy Plaza, Detroit, Michigan 48226. DTE Appalachia Holdings, LLC is wholly owned by DTE Pipeline Company and owns and operates AGS and SGG Gas gathering projects and related assets. It owns 100% of M3 Appalachia Operating, LLC, and DTE Series B Holdings, LLC. **DTM SPINOFF 07/01/2021**
    - a. M3 Appalachia Operating, LLC is a Delaware Series Limited Liability Company with offices at One Energy Plaza Detroit, Michigan 48226. It is wholly owned by DTE Appalachia Holdings, LLC. This is not an operating company and consists of one series (which function as separate entities), Series B of M3 Appalachia Operating, LLC which owns and operates the Stone Gas Gathering System. **DTM SPINOFF 07/01/2021**
    - b. DTE Appalachia Gathering, LLC is a Delaware Limited Liability Company with offices at One Energy Plaza, Detroit, Michigan 48226. It is wholly owned by DTE Appalachia Holdings, LLC and it owns and operates the Appalachia Gathering System gathering assets. **DTM SPINOFF 07/01/2021**
    - c. DTE Series B Holdings, LLC is a Delaware limited liability company with offices at One Energy Plaza, Detroit, Michigan 48226. DTE Series B Holdings, LLC is wholly owned by DTE Appalachia Holdings, LLC, and owns 85% of Series B of M3 Appalachia Operating, LLC, which operates the SGG gas gathering projects and related assets. **DTM SPINOFF 07/01/2021**
      - i. Series B of M3 Appalachia Operating, LLC is a series limited liability company with offices at One Energy Plaza Detroit, Michigan 48226. It is owned 85% by DTE Series B Holdings, LLC, and DTE Appalachia Holdings, LLC is the managing member. **DTM SPINOFF 07/01/2021**

- a) Stonewall Gas Holdings; LLC is a Delaware Limited Liability Company with offices at One Energy Plaza, Detroit, Michigan 48226. It is wholly owned by Series B of M3 Appalachia Operating, LLC. It owns 100% of the equity of Stonewall Gas Gathering, LLC. **DTM SPINOFF 07/01/2021**
  - 1) Stonewall Gas Gathering, LLC is a Delaware series Limited Liability Company with offices at One Energy Plaza, Detroit, Michigan 48226 it is wholly owned by Stonewall Gas Holdings, LLC and it owns and operates the Stone Gas Gathering assets. **DTM SPINOFF 07/01/2021**
- 4. DTE Dawn Gateway Canada Inc. is a Canadian corporation with offices at 44 Chipman Hill, Suite 1000 Saint John, New Brunswick, E2L 2A9. DTE Dawn Gateway Canada Inc. is a wholly owned subsidiary of DTE Pipeline Company, and it owns 50% of General Partnership of Canadian side of joint venture. **DTM SPINOFF 07/01/2021**
- 5. DTE Louisiana Midstream Holdings 1, LLC is a Michigan limited liability company with offices at One Energy Plaza, Detroit, Michigan 48226. It is a wholly owned subsidiary of DTE Pipeline Company and holds a 99% interest in DTE Louisiana Midstream, LLC **DTM SPINOFF 07/01/2021**
- 6. DTE Louisiana Midstream Holdings 2, LLC is a Michigan limited liability company with offices at One Energy Plaza, Detroit, Michigan 48226. It is a wholly owned subsidiary of DTE Pipeline Company and holds a 1% interest in DTE Louisiana Midstream, DTM **SPINOFF 07/01/2021**
  - a. DTE Louisiana Midstream, LLC is a Delaware limited liability company with offices at One Energy Plaza, Detroit, Michigan 48226. DTE Louisiana Midstream, LLC is owned 99% by DTE Louisiana Midstream Holdings 1, LLC and 1% of by DTE Louisiana Midstream Holdings 2, LLC, it is engaged in acquisition of new gathering system. **DTM SPINOFF 07/01/2021**
  - i. DTE Louisiana Gathering, LLC is a Delaware limited liability company with offices at One Energy Plaza, Detroit, Michigan 48226. It is a wholly owned subsidiary of DTE Louisiana Midstream, LLC, it is engaged in gas gathering and related services. **DTM SPINOFF 07/01/2021**
    - a) DTE Gen6 Proppants, LLC is a Delaware limited liability company with offices at One Energy Plaza, Detroit, Michigan 48226. It is a wholly owned subsidiary of DTE Louisiana Gathering, LLC and is engaged in gas gathering and related services. **DTM SPINOFF 07/01/2021**
    - b) DTE LEAP Gas Gathering, LLC is a Delaware limited liability company with offices at One Energy Plaza, Detroit, Michigan 48226. It is a wholly owned subsidiary of DTE Louisiana Gathering, LLC and is engaged in gas gathering and related services. **DTM SPINOFF 07/01/2021**
    - c) DTE Specialized Water Service, LLC is a Delaware limited liability company with offices at One Energy Plaza, Detroit, Michigan 48226. It is a wholly owned subsidiary of DTE Louisiana Gathering, LLC and is engaged in gas gathering and related services. **DTM SPINOFF 07/01/2021**
- 7. DTE Michigan Gathering Holding Company is a Michigan corporation with offices at One Energy Plaza, Detroit, Michigan 48226-1279. DTE Michigan Gathering Holding Company is wholly owned by DTE Pipeline Company. Through the subsidiaries below, it is engaged in pipeline and gathering projects in Michigan. **DTM SPINOFF 07/01/2021**
  - a. CVB Pipeline, LLC is a Michigan limited liability company with offices at One Energy Plaza, Detroit, Michigan 48226-1279. It owns and operates a gas pipeline. It is owned 99% by DTE Michigan Gathering Holding Company. **DTM SPINOFF 07/01/2021**
  - b. DTE Michigan Gathering Company is a Michigan corporation with offices at One Energy Plaza, Detroit, Michigan 48226-1279. It owns and operates the Antrim Expansion Pipeline. It is wholly owned by DTE Michigan Gathering Holding Company. **DTM SPINOFF 07/01/2021**

- c. DTE Michigan Lateral Company is a Michigan corporation with offices at One Energy Plaza, Detroit, Michigan 48226-1279. It owns and operates a 210-mile pipeline and 325 miles of gathering lines in northern Michigan. It is wholly owned by DTE Michigan Gathering Holding Company and owns 51% of Hayes Otsego Pipeline, LLC. **DTM SPINOFF 07/01/2021**
  - i. Hayes Otsego Pipeline, LLC (Hayes Otsego) is a Michigan limited liability company with offices at One Energy Plaza, Detroit, Michigan 48226-1279. It is owned 51% by DTE Michigan Lateral Company. It is engaged in pipeline and gathering projects. **DTM SPINOFF 07/01/2021**
- d. Saginaw Bay Pipeline Company is a Michigan corporation with offices at One Energy Plaza, Detroit, Michigan 48226-1279. It currently owns and operates a 68-mile pipeline that transports natural gas and natural gas liquids from reserves in east-central Michigan to natural gas processing plants in northern Michigan. It is wholly owned by DTE Michigan Gathering Holding Company. **DTM SPINOFF 07/01/2021**
- 8. DTE MIDSTREAM, LLC is a Michigan limited liability company with offices in Pennsylvania. It is wholly owned by DTE Pipeline Company and is a developer of gas storage and pipeline projects - **DTM SPINOFF 07/01/2021**
- 9. DTE MIDSTREAM APPALACHIA, LLC is a Michigan limited liability company with offices at One Energy Plaza Detroit, Michigan 48226. It is wholly owned by DTE Pipeline Company. The company was formed to own and operate gas gathering projects and supply laterals. **DTM SPINOFF 07/01/2021**
- 10. DTE Ohio Midstream, LLC is a Delaware limited liability company with offices at One Energy Plaza, Detroit, MI 48226. It is wholly owned by DTE Pipeline Company and was formed to hold Oregon Energy Center lateral project. **DTM SPINOFF 07/01/2021**
- 11. DTE Millennium Company is a Michigan corporation with offices at One Energy Plaza, Detroit, Michigan 48226-1279. It is wholly owned by DTE Pipeline Company. It owns a 26.25% interest in Millennium Pipeline Company, L.L.C. **DTM SPINOFF 07/01/2021**
  - a. Millennium Pipeline Company, L.L.C. is a Delaware limited liability company with offices at One Blue Hill Plaza, 7<sup>th</sup> Floor, and P.O. Box 1565, Pearl River, New York 10965. It owns and operates the Millennium Pipeline system. DTE Millennium Company owns 26.25% of Millennium Pipeline Company, L.L.C. **DTM SPINOFF 07/01/2021**
- 12. DTE NEXUS HOLDINGS, LLC a Michigan limited liability company with offices at One Energy Plaza, Detroit, Michigan 48226. It is wholly owned by DTE Pipeline Company and is the holding company to hold DTE Pipeline's membership interest in DTE NEXUS, LLC, the owner of NEXUS Gas Transmission, LLC- **DTM SPINOFF 07/01/2021**
  - a. DTE NEXUS, LLC is a Delaware limited liability company with offices at One Energy Plaza, 2130 WCB Detroit, Michigan 48226. It is wholly owned by DTE Nexus Holdings, LLC. The company was formed to hold DTE Energy's ownership interest in Nexus Gas Transmission, LLC - **DTM SPINOFF 07/01/2021**
    - i. Nexus Gas Transmission, LLC is a Delaware limited liability Company with offices at 5400 Westheimer Court, Houston, Texas 77056. Nexus Gas Transmission, LLC is owned 50% by DTE NEXUS, LLC and operates the Greenfield Facilities. **DTM SPINOFF 07/01/2021**
      - a. GENERATION PIPELINE, LLC is an Ohio limited liability Company with offices in Columbus, OH. It is a wholly owned subsidiary of NEXUS Gas Transmission, LLC - **DTM SPINOFF 07/01/2021**
      - b. NEXUS CAPACITY SERVICES, ULC is an unlimited liability company with offices at 4529 Melrose Street, Port Alberni, BC Canada. It is wholly owned by Nexus Gas Transmission, LLC - **DTM SPINOFF 07/01/2021**
- 13. DTE Ohio Holdings, LLC is a Delaware limited liability company with offices at One Energy Plaza, Detroit, Michigan 48226. It is wholly owned by DTE Pipeline Company. The company was formed as a holding company for potential GSP transaction in Ohio. **DTM SPINOFF 07/01/2021**

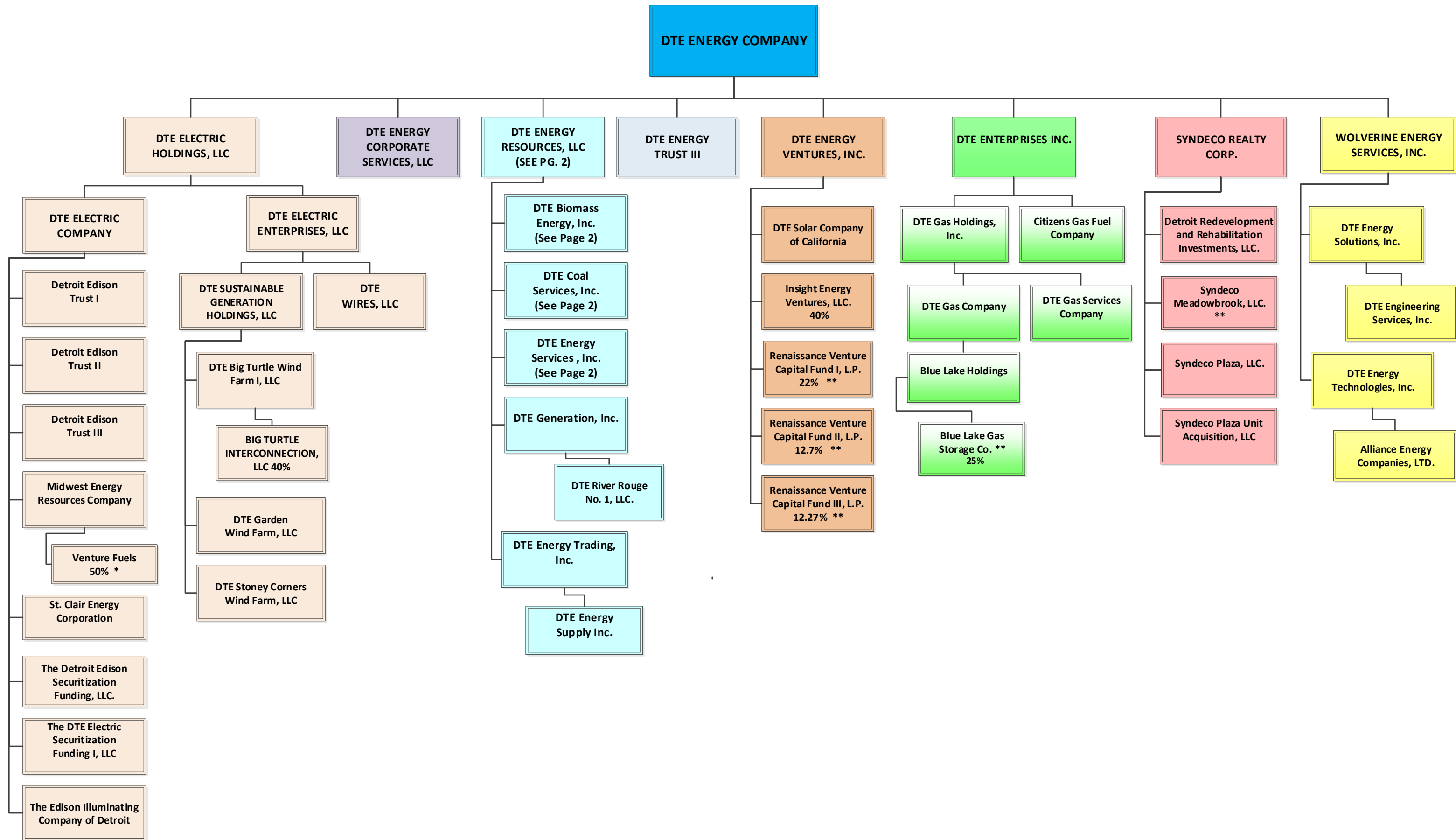
14. DTE Renaissance Pipeline, LLC is a Michigan limited liability company with offices at One Energy Plaza, 2130 WCB, Detroit, Michigan 48226. It is wholly owned by DTE Pipeline Company. The company is intended to be a FERC regulated entity to hold APV pipeline lateral project. **DTM SPINOFF 07/01/2021**
  
15. DTE Tioga Gas Holdings, LLC is a Delaware limited liability company with offices at One Energy Plaza, Detroit, Michigan 48226. It is wholly owned by DTE Pipeline Company and is the holding company for DTE Tioga Gas Gathering, LLC **DTM SPINOFF 07/01/2021**.
  - a. DTE Tioga Gas Gathering, LLC is a Delaware limited liability company with offices at One Energy Plaza, Detroit, Michigan 48226. It is wholly owned by DTE Tioga Gas Holdings, LLC and owns a 3.4-mile natural gas gathering system that moves gas from producing wells to market. Eclipse Resources Corp is the producer/customer for this asset. **DTM SPINOFF 07/01/2021**
  
16. DTE Utica, LLC is an Ohio limited liability Company with offices at One Energy Plaza, Detroit, Michigan 48226. It is a wholly owned subsidiary of DTE Pipeline Company and is a project company for Artex Transaction. **DTM SPINOFF 07/01/2021**
  
17. DTE Vector Canada, Inc. is a New Brunswick corporation with offices at One Energy Plaza, Detroit, Michigan 48226-1279. It is wholly owned by DTE Pipeline Company. It holds a 39.6% limited partnership interest in Vector Pipeline Limited Partnership, an Alberta, Canada limited partnership which owns the Canadian portion of the Vector Pipeline. **DTM SPINOFF 07/01/2021**
  - a. Vector Pipeline Limited Partnership is an Alberta Canada limited partnership with offices at 38750 Seven Mile Road, Suite 490, Livonia, Michigan 48152. DTE Vector Canada, Inc. owns 39.6% of Vector Pipeline Limited Partnership and Vector Pipeline Limited own 1%. **DTM SPINOFF 07/01/2021**
  
18. DTE Vector Canada II, Inc. is a New Brunswick corporation. It is wholly owned by DTE Pipeline Company. It holds a 40% interest in Vector Pipeline Limited, which owns a 1% general partnership interest in Vector Pipeline Limited Partnership, an Alberta, Canada limited partnership which owns the Canadian portion of the Vector Pipeline. **DTM SPINOFF 07/01/2021**
  - a. Vector Pipeline Limited is an Alberta, Canada Corporation, with offices at 38705 Seven Mile Road, Suite 490, Livonia, Michigan 48152. It is owned 40% by DTE Vector Canada II, Inc., and it owns a 1% general partnership interest in Vector Pipeline Limited Partnership, an Alberta Canada limited partnership which owns the Canadian portion of the Vector Pipeline. **DTM SPINOFF 07/01/2021**
  
19. DTE Vector Company is a Michigan corporation with offices at One Energy Plaza, Detroit, Michigan 48226-1279. It is wholly owned by DTE Pipeline Company. It was formed to hold a 39.6% limited partnership interest in Vector Pipeline L.P., a Delaware Limited Partnership which owns and operates the Vector Pipeline. **DTM SPINOFF 07/01/2021**
  - a. Vector Pipeline, L.P. is a Delaware limited partnership with offices at 38750 Seven Mile Road, Suite 490, Livonia, Michigan 48152. It owns and operates the Vector Pipeline. It is owned 39.6% by DTE Vector Company and 1% by Vector Pipeline, LLC. **DTM SPINOFF 07/01/2021**
  - b. DTE Vector II Company is a Michigan corporation with offices at One Energy Plaza, Detroit, Michigan 48226-1279. It is wholly owned by DTE Pipeline Company. It holds a 40% interest in Vector Pipeline, LLC. **DTM SPINOFF 07/01/2021**
  - c. Vector Pipeline, LLC is a Delaware limited liability company with offices at 38750 Seven Mile Road, Suite 490, Livonia, Michigan 48152. It is owned 40% by DTE Vector II Company and owns a 1% general partnership interest in Vector Pipeline L.P., a Delaware limited partnership which owns and operates the Vector Pipeline. **DTM SPINOFF 07/01/2021**
  
- c) DTE Oil & Gas Group, Inc. is a Michigan corporation with offices at One Energy Plaza, Detroit, Michigan 48226-1279. It is wholly owned by DTE Gas Enterprises, LLC. It is engaged in natural gas and oil exploration, development, and production through the following subsidiaries:**DISSOLVED 3/17/2021**

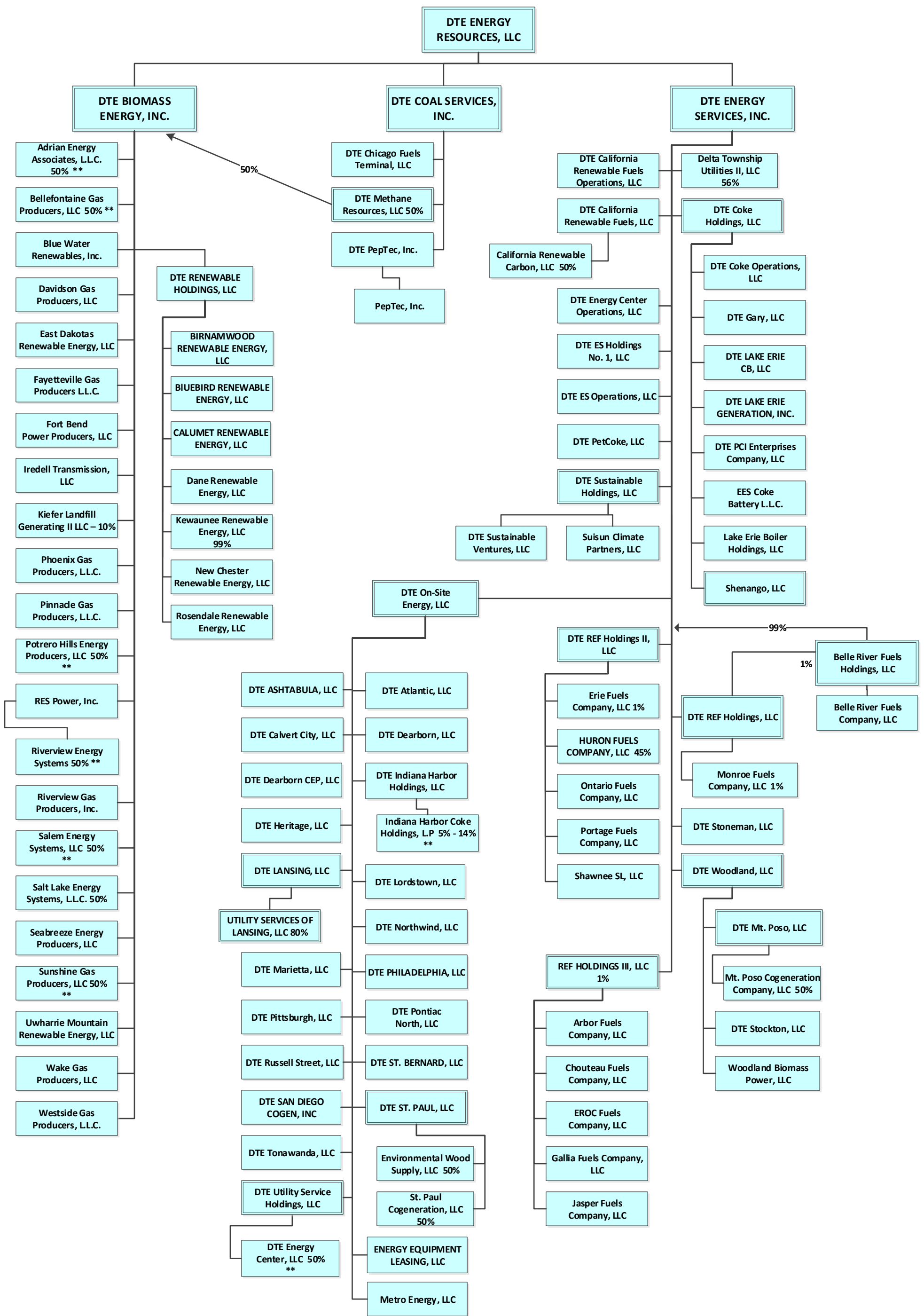
1. MCNIC Enhanced Production, Inc. is a wholly owned subsidiary of DTE Oil & Gas Group, Inc. It owns a 75% interest in Otsego EOR, L.L.C. It is a Michigan corporation with offices at One Energy Plaza, Detroit, Michigan 48226-1279. **DISSOLVED 3/17/2021**
    - a. Otsego EOR, L.L.C. is a Michigan limited liability company with offices at One Energy Plaza, Detroit, Michigan 48226-1279 and is owned 75% by MCNIC Enhanced Production, Inc. **DISSOLVED 3/19/2021**
  2. MCNIC Oil & Gas Midcontinent, Inc., a wholly owned subsidiary of DTE Oil & Gas Group, Inc. It is a Michigan corporation with offices at One Energy Plaza, Detroit, Michigan 48226-1279. **DISSOLVED 3/17/2021**
  3. MCNIC Oil & Gas Properties, Inc., a wholly owned subsidiary of DTE Oil & Gas Group, Inc., is a Michigan corporation with offices at One Energy Plaza, Detroit, Michigan 48226-1279. **DISSOLVED 3/17/2021**
  4. Otsego Exploration Company, L.L.C., a wholly owned subsidiary of DTE Oil & Gas Group, Inc., is a Michigan limited liability company with offices at One Energy Plaza, Detroit, Michigan 48226-1279. **DISSOLVED 3/19/2021**
- d) MCN International Corporation is a Michigan corporation with offices at One Energy Plaza, Detroit, Michigan 48226-1279. It was formed as a holding company for DTEE's international subsidiaries and is wholly owned by DTE Gas Enterprises, LLC. **DISSOLVED 3/17/2021**
1. MCNIC International Holdings of Grand Cayman, Cayman Islands is wholly owned by MCN International Corporation and is an inactive company. **DISSOLVED 10/31/2016**
  2. MCNIC UAE Limited of Grand Cayman, Cayman Island is wholly owned by MCN International Corporation and was formed to hold a 39% interest in a United Arab Emirate fertilizer plant project. Subsequently, MCNIC UAE Limited converted its equity interest into a loan. The loan was sold in 2004, leaving MCNIC UAE with no remaining assets and is an F company. **DISSOLVED 10/31/20216**
- F. Syndeco Realty Corporation (Syndeco) is a Michigan corporation with offices at 1 Energy Plaza, Detroit, Michigan 48226-1279. Syndeco is a wholly owned subsidiary of DTE. Syndeco is engaged in real estate projects.
- 1) Detroit Redevelopment and Rehabilitation Investments, LLC is a Michigan Company with offices at 1 Energy Plaza, Detroit, Michigan 48226-1289. It is a wholly owned subsidiary of Syndeco and is engaged in real estate acquisitions.
  - 2) Syndeco Meadowbrook, LLC (Meadowbrook) is a Michigan limited liability company with offices at 1 Energy Plaza, Detroit, Michigan 48226-1279. Meadowbrook is a wholly owned subsidiary of Syndeco and owns property in Novi for future development.
  - 3) Syndeco Plaza L.L.C. (Syndeco Plaza) is a Michigan limited liability company with offices at 1 Energy Plaza, Detroit, Michigan 48226-1279. Syndeco Plaza is a wholly owned subsidiary of Syndeco and is engaged in real estate projects.
  - 4) Syndeco Plaza Unit Acquisition LLC (Plaza Unit) is a Michigan limited liability company with offices at 1 Energy Plaza, Detroit, Michigan 48226-1279. Syndeco owns 100% of this entity.
- G. DTE Electric Holdings, LLC a Michigan limited liability company with offices at 1 Energy Plaza, Detroit, Michigan 48226-1279. It is a wholly owned subsidiary of DTE Energy Company and holds 100% interest in DTE Electric Company. It is a holding company for DTE Electric Company and DTE Electric Enterprises, LLC.
- 1) DTE Electric Enterprises, LLC a Michigan limited liability company with offices at 1 Energy Plaza, Detroit, Michigan 48226-1279. It is a wholly owned subsidiary of DTE Electric Holdings, LLC. It holds 100% interest in DTE Sustainable Generation Holdings, LLC and DTE Wires, LLC. It was formed to structure the Wind Farm purchases.
    - a) DTE Sustainable Generation Holdings, LLC a Michigan limited liability company with offices at 1 Energy Plaza, Detroit, Michigan 48226-1279. It is a wholly owned subsidiary of DTE Electric Enterprises, LLC. This entity was created to hold the structure for wind farm purchases. It holds 100% interest in DTE Garden Wind Farm, LLC and DTE Stoney Corners Wind Farm, LLC.

1. DTE Big Turtle Wind Farm I, LLC a Michigan limited liability company with offices at 1 Energy Plaza, Detroit, Michigan 48226-1279. It is a wholly owned subsidiary of DTE Sustainable Generation Holdings, LLC, and is a wind farm.
    - a. Big Turtle Interconnection, LLC a Michigan limited liability company wind farm, it is owned 40% by DTE Big Turtle Wind Farm and 60% owned by outside entity.
  2. DTE Garden Wind Farm, LLC a Michigan limited liability company with offices at 1 Energy Plaza, Detroit, Michigan 48226-1279. It is a wholly owned subsidiary of DTE Sustainable Generation Holdings, LLC, and is a wind farm.
  3. DTE Stoney Corners Wind Farm, LLC a Michigan limited liability company with offices at 1 Energy Plaza, Detroit, Michigan 48226-1279. It is a wholly owned subsidiary of DTE Sustainable Generation Holdings, LLC, and is a wind farm.
  4. DTE Wires, LLC a Michigan limited liability company with offices at 1 Energy Plaza, Detroit, Michigan 48226-1279. It is a wholly owned subsidiary of DTE Electric Enterprises, LLC and is part of the structure for wind farm purchases.
- 2) DTE Electric Company, (DTE Electric), is incorporated in Michigan and is a Michigan public utility. It is engaged in the generation, purchase, distribution, and sale of electric energy in Southeastern Michigan. It also owned and operated a steam heating system in Detroit, Michigan, which was sold in January 2003. On January 1, 1996, DTE Electric became a wholly owned subsidiary of the DTE Energy Company. DTE Electric's address is 1 Energy Plaza, Detroit, Michigan 48226-1279. On 09/17/2019 DTE Electric Company parent changed from DTE Energy Company to DTE Electric Holdings, LLC.
  - 3) Detroit Edison Trust I (DET I) is a Delaware statutory trust with offices at 1 Energy Plaza, Detroit, Michigan 48226-1279. DET I may offer from time-to-time trust preferred securities.
  - 4) Detroit Edison Trust II (DET II) is a Delaware statutory trust with offices at 1 Energy Plaza, Detroit, Michigan 48226-1279. DET II may offer from time-to-time trust preferred securities.
  - 5) Detroit Edison Trust III (DET III) is a Delaware statutory trust with offices at 1 Energy Plaza, Detroit, Michigan 48226-1279. DET III may offer from time-to-time trust preferred securities.
  - 6) DTE Electric Securitization Funding I, LLC is a Delaware limited liability company with offices at 1 Energy Plaza, Detroit, Michigan 48226. It is a wholly owned subsidiary of DTE Electric Company and is a special purpose entity for securitization.  
**NEW FORMATION 07/22/2021**
  - 7) Midwest Energy Resources Company (MERC) is a Michigan corporation with offices at One Energy Plaza, Detroit, Michigan 48226-1279. MERC is a wholly owned subsidiary of DTE Electric and is engaged in operating a coal-transshipment facility in Superior, Wisconsin. It owns 50% of Venture Fuels.
    - a) Venture Fuels is a Colorado partnership formed for marketing coal in the Great Lakes Region and is 50% owned by MERC.
  - 8) St. Clair Energy Corporation (St. Clair) is a Michigan corporation with offices at One Energy Plaza, Detroit, Michigan 48226-1279. St. Clair is a wholly owned subsidiary of DTE Electric and is engaged in fuel procurement.
  - 9) The Detroit Edison Securitization Funding, L.L.C. (Securitization Funding) is a Michigan limited liability company with offices at 1 Energy Plaza, Detroit, Michigan 48226-1279. Securitization Funding is a wholly owned subsidiary of DTE Electric and is a special purpose entity established to recover certain stranded costs, called Securitization Property by Michigan Statute.
  - 10) The Edison Illuminating Company of Detroit (EIC) is a Michigan corporation with offices at 1 Energy Plaza, Detroit, Michigan 48226-1279. EIC is a wholly owned subsidiary of DTE Electric and holds real estate.
- H. Wolverine Energy Services, Inc. (Wolverine) is a Michigan corporation with offices at 1 Energy Plaza, Detroit, Michigan 48226-1279. Wolverine is a wholly owned subsidiary of DTE Energy Company and is a holding company.
- 1) DTE Energy Solutions, Inc. (Solutions) is a Michigan corporation with offices at 1 Energy Plaza, Detroit, Michigan 48226-1279. Solutions is a wholly owned subsidiary of Wolverine and is engaged in system-based energy related products and services.

- a) DTE Engineering Services, Inc., (DTE Engineering Services), is a Michigan corporation with offices at 1 Energy Plaza, Detroit, Michigan 48226-1279. DTE Engineering Services is a wholly owned subsidiary of Solutions. DTE Engineering Services is engaged in professional engineering services.
- 2) DTE Energy Technologies, Inc. (Technologies) is a Michigan corporation with offices at 1 Energy Plaza, Detroit, Michigan 48226-1279. Technologies are a wholly owned subsidiary of Wolverine and are engaged in energy solutions for industrial, commercial, and small businesses.
  - a) Alliance Energy Companies, Ltd. (Alliance) is a Minnesota corporation with offices at 1715 Lake Drive West, Chanhassen, Minnesota 55317-8580. Alliance is a wholly owned subsidiary of Technologies.







\* Joint Venture    \*\*Partnership

Name of Respondent DTE Gas Company	This Report Is: (1) <input checked="" type="checkbox"/> An Original (2) <input type="checkbox"/> A Resubmission	Date of Report (Mo, Da, Yr) 04/29/2022	Year of Report 2021/Q4
---------------------------------------	---	--	---------------------------

**CORPORATIONS CONTROLLED BY RESPONDENT**

- |   |  |
|---|--|
| <p>1. Report below the name of all corporations, business trusts, and similar organizations, controlled directly or indirectly by respondent at any time during the year. If control ceased prior to the end of the year, give particulars (details) in a footnote.</p> <p>2. If control was by other means than a direct holding of voting rights, state in a footnote the manner in which control was held, naming any intermediaries involved.</p> | <p>3. If control was held jointly with one or more other interests, state the fact in a footnote and name the other interests.</p> <p>4. If the above required information is available from the SEC 10-K Report From filing, a specific reference to the report form (i.e. year and company title) may be listed in column (a) provided the fiscal years for both the 10-K report and this report are compatible.</p> |
|---|--|

**DEFINITIONS**

- |   |   |
|---|---|
| <p>1. See the Uniform Systems of Accounts for a definition of control.</p> <p>2. Direct control is that which is exercised without interposition of an intermediary.</p> <p>3. Indirect control is that which is exercised by the interposition of an intermediary which exercises direct control.</p> <p>4. Joint control is that in which neither interest can effectively control or direct action without the consent</p> | <p>of the other, as where the voting control is equally divided between two holders, or each party holds a veto power over the other. Joint control may exist by mutual agreement or understanding between two or more parties who together have control within the meaning of the definition of control in the Uniform System of Accounts, regardless of the relative voting rights of each party.</p> |
|---|---|

Name of Company Controlled (a)	Kind of Business (b)	Percent Voting Stock Owned (c)	Footnote Ref. (d)
Blue Lake Holdings, Inc	A 25% general partner in Blue Lake Gas Storage Company	100	

Name of Respondent DTE Gas Company	This Report Is: (1) <input checked="" type="checkbox"/> An Original (2) <input type="checkbox"/> A Resubmission	Date of Report (Mo, Da, Yr) 04/29/2022	Year of Report 2021/Q4
---------------------------------------	---	--	---------------------------

**OFFICERS**

- |   |   |
|---|---|
| <p>1. Report below the name, title and salary for the six executive officers.</p> <p>2. Report in column (b) salaries and wages accrued during the year including deferred compensation.</p> <p>3. In column (c) report any other compensation provided such as bonuses, car allowance, stock options and rights, savings contribution, etc., and explain in a footnote what the amounts represent.</p> | <p>4. If a change was made during the year in the incumbent of any position, show the name and total remuneration of the previous incumbent and the date the change in incumbency occurred.</p> <p>5. Upon request, the Company will provide the Commission with supplemental information on officers and other employees salaries.</p> |
|---|---|

Line No.	Name and Title (a)	Base Wages (b)	Other Compensation (c) <sup>(1)</sup>	Total Compensation (d) <sup>(2)</sup>
1	Gerardo Norcia, President and Chief Executive Officer	\$1,276,923	\$8,777,755	\$10,054,678
2	David Ruud, Senior Vice President and Chief Financial Officer	\$623,077	\$1,923,087	\$2,546,164
3	Joi M. Harris, President and Chief Operating Officer - DTE Gas (3)	\$443,462	\$885,578	\$1,329,040
4	Matthew T. Paul, President and Chief Operating Officer - DTE Gas (3)	\$412,923	\$897,877	\$1,310,800
5	David E. Meador, Vice Chairman and Chief Administrative Officer (4)	\$789,231	\$2,940,304	\$3,729,535
6	JoAnn Chavez, Senior Vice President and Chief Legal Officer	\$563,077	\$1,671,123	\$2,234,200
7				
8	(1) Includes stock awards, non-equity incentive plan compensation, employer matching contributions to the 401k and supplemental savings plans, and other executive benefits.			
9				
10	(2) Includes compensation for services provided to DTE Energy Company and subsidiary companies, including DTE Gas Company.			
11				
12	(3) Matthew T. Paul served as President and Chief Operating Officer - DTE Gas until October 24, 2021. Joi M. Harris began serving as President and Chief Operating Officer - DTE Gas effective October 25, 2021.			
13				
14	(4) Mr. Meador retired effective March 14, 2022.			
15				

Name of Respondent DTE Gas Company	This Report Is: (1) <input checked="" type="checkbox"/> An Original (2) <input type="checkbox"/> A Resubmission	Date of Report (Mo, Da, Yr) 04/29/2022	Year of Report 2021/Q4
<b>DIRECTORS</b>			
1. Report below the information called for concerning each director of the respondent who held office at any time during the year. Include in column (a), abbreviated titles of the directors who are officers of the respondent.		2. Designate members of the Executive Committee by an asterisk and the Chairman of the Executive Committee by a double asterisk.	
Name (and Title) of Director (a)	Principal Business Address (b)	No. of Directors Meetings During Yr. (c)	Fees During Year Ref. (d)
1. Gerardo Norcia** Chief Executive Officer	One Energy Plaza Detroit, MI 48226-1279	0	0
2. Lisa A. Muschong* Vice President, Corporate Secretary, and Chief of Staff	One Energy Plaza Detroit, MI 48226-1279	0	0
3. David Ruud* Senior Vice President and Chief Financial Officer	One Energy Plaza Detroit, MI 48226-1279	0	0
4. JoAnn Chavez* Senior Vice President and Chief Legal Officer	One Energy Plaza Detroit, MI 48226-1279	0	0

Name of Respondent DTE Gas Company	This Report Is: (1) <input checked="" type="checkbox"/> An Original (2) <input type="checkbox"/> A Resubmission	Date of Report (Mo, Da, Yr) 04/29/2022	Year of Report 2021/Q4
---------------------------------------	---	--	---------------------------

**SECURITY HOLDERS AND VOTING POWERS**

1. (A) Give the names and addresses of the 10 security holders of the respondent who, at the date of the latest closing of the stock book or compilation of list of stockholders of the respondent, prior to the end of the year, had the highest voting power in the respondent, and state the number of votes which each would have had the right to cast on that date if a meeting were then in order. If any such holder held in trust, give in a footnote the known particulars of the trust (whether voting trust, etc.), duration of trust, and principal holders of beneficiary interest in the trust. If the stock book was not closed or a list of stockholders were not compiled within one year prior to the end of the year, or if since the previous compilation of a list of stockholders, some other class of security has become vested with voting rights, then show such 10 security holders as of the close of the year. Arrange the names of the security holders in the order of voting power, commencing with the highest. Show in column (a) the titles of officers and directors included in such list of 10 security holders.  
(B) Give also the name and indicate the voting powers resulting from ownership of securities of the respondent of each officer and director not included in the list of 10 largest security holders.

2. If any security other than stock carries voting rights, explain in a supplemental statement the circumstances whereby such security became vested with voting rights and give other important particulars (details) concerning the voting rights of such security. State whether voting rights are actual or contingent; if contingent, describe the contingency.

3. If any class or issue of security has any special privileges in the election of directors, trustees or managers, or in the determination of corporate action by any method, explain briefly in a footnote.

4. Furnish particulars (details) concerning any options, warrants, or rights outstanding at the end of the year for others to purchase securities of the respondent or any securities or other assets owned by the respondent, including prices, expiration dates, and other material information relating to exercise of the options, warrants, or rights. Specify the amount of such securities or assets so entitled to be purchased by an officer, director, associated company, or any of the ten largest security holders. This instruction is inapplicable to convertible securities or to any securities substantially all of which are outstanding in the hands of the general public where the options, warrants, or rights were issued on a prorata basis.

1. Give the date of the latest closing of the stock book prior to end of year, and state the purpose of such closing:

Not Applicable

2. State the total number of votes cast at the latest general meeting prior to the end of the year for election of \_\_\_\_\_ and number of such votes

Not Applicable

Total: Not Applicable

By Proxy: Not Applicable

3. Give the date and place of such meeting:

DTE Gas Board of Directors held no scheduled meetings during 2021. As permitted by law, the Board acted on numerous matters by written consent.

Name of Respondent DTE Gas Company	This Report Is: (1) <input checked="" type="checkbox"/> An Original (2) <input type="checkbox"/> A Resubmission	Date of Report (Mo, Da, Yr) 04/29/2022	Year of Report 2021/Q4
---------------------------------------	---	--	---------------------------

**SECURITY HOLDERS AND VOTING POWERS (Continued)**

		<b>VOTING SECURITIES</b>			
		Number of votes as of (date):			
Line No.	Name (Title) and Address of Security Holder (a)	Total Votes (b)	Common Stock (c)	Preferred Stock (d)	Other (e)
4	TOTAL votes of all voting securities	10,300,000	10,300,000	0	0
5	TOTAL number of security holders	1	1	0	0
6	TOTAL votes of security holders listed below	10,300,000	10,300,000	0	0
7					
8	DTE Energy Company				
9	One Energy Plaza				
10	Detroit, MI 48226-1279	10,300,000	10,300,000	0	0
11					
12					
13					
14					
15					
16					
17					
18					
19					
20					
21					
22					
23					
24					
25					
26					
27					

Name of Respondent DTE Gas Company	This Report Is: (1) <input checked="" type="checkbox"/> An Original (2) <input type="checkbox"/> A Resubmission	Date of Report (Mo, Da, Yr) 04/29/2022	Year of Report 2021/Q4
---------------------------------------	---	--	---------------------------

**IMPORTANT CHANGES DURING THE YEAR**

Give particulars (details) concerning the matters indicated below. Make the statements explicit and precise, and number them in accordance with the inquiries. Each inquiry should be answered. Enter "none", "not acceptable" or "NA" where applicable. If information which answers an inquiry is given elsewhere in the report, make a reference to the schedule in which it appears.

1. Changes in and important additions to franchise rights: Describe the actual consideration given therefor and state from whom the franchise rights were acquired. If acquired without the payment of consideration, state that fact.

2. Acquisition of ownership in other companies by reorganization, merger, or consolidation with other companies: Give names of companies involved, particulars concerning the transactions, name of the Commission authorizing the transaction, and reference to Commission authorization.

3. Purchase or sale of an operating unit or system: Give a brief description of the property, and of the transactions relating thereto, and reference to Commission authorization, if any was required. Give date journal entries called for by the Uniform System of Accounts were submitted to the Commission.

4. Important leaseholds (other than leaseholds for natural gas lands) that have been acquired or given, assigned or surrendered: Give effective dates, lengths of terms, names of parties, rents and other conditions. State name of Commission authorizing lease and give reference to such authorization.

5. Important extension or reduction of transmission or distribution system: State territory added or relinquished and date operations began or ceased and give reference to Commission authorization, if any was required. State also the approximate number of customers added or lost and approximate annual revenues of each class of service. Each natural gas company must also state major new continuing

sources of gas made available to it from purchases, development, purchase contract or otherwise, giving location and approximate total gas volumes available, period of contracts, and other parties to any such arrangements etc.

6. Obligations incurred or assumed by respondent as guarantor for the performance by another of any agreement or obligation, including ordinary commercial paper maturing on demand or not later than one year after date of issue: State on behalf of whom the obligation was assumed and amount of the obligation. Give reference to Commission authorization if any was required.

7. Changes in articles of incorporation or amendments to charter: Explain the nature and purpose of such changes or amendments.

8. State the estimated annual effect and nature of any important wage scale changes during the year.

9. State briefly the status of any materially important legal proceedings pending at the end of the year, and the results of any such proceedings culminated during the year.

10. Describe briefly any materially important transactions of the respondent not disclosed elsewhere in this report in which an officer, director, security holder reported on page 106, voting trustee, associated company or known associate of any of these persons was a party or in which any such person had a material interest.

11. Estimated increase or decrease in annual revenues due to important rate changes: State effective date and approximate amount of increase or decrease of each revenue classification. State the number of customers affected.

12. If the important changes during the year relating to the respondent company appearing in the annual report to stockholders are applicable in every respect and furnish the data required by instructions 1 to 11 above, such notes may be attached to this page.

1. None
2. None
3. None
4. None
5. None
6. See Notes 11, 12, 13, and 15 of the Notes to Consolidated Financial Statements, "Long-Term Debt," "Preferred and Preference Securities," "Short-term Credit Arrangements and Borrowings," and "Commitments and Contingencies" beginning on page 123.



Name of Respondent DTE Gas Company	This Report Is: (1) <input checked="" type="checkbox"/> An Original (2) <input type="checkbox"/> A Resubmission	Date of Report (Mo, Da, Yr) 04/29/2022	Year of Report 2021/Q4
---------------------------------------	---	--	---------------------------

**IMPORTANT CHANGES DURING THE YEAR (Continued)**

7. None

8. None

9. For information on material legal proceedings and matters related to DTE Gas Company and its subsidiaries, see Notes 7 and 15 of the Consolidated Financial Statements, "Regulatory Matters" and "Commitments and Contingencies" beginning on page 123.

10. None

11. Annual revenues will increase beginning 2022 as a result of the following rate case:

Gas rate case: U-20940  
Order date: December 9, 2021  
New rates effective: January 1, 2022

Approved increase:	
Residential	\$39 million
General	\$22 million
Transportation	\$23 million
Total	\$84 million

Number of customers affected: Approximately 1.3 million

12. Important Changes - See Notes to the Consolidated Financial Statements beginning on page 123.

Name of Respondent		This Report Is:	Date of Report	Year of Report
DTE Gas Company		(1) <input checked="" type="checkbox"/> An Original (2) <input type="checkbox"/> A Resubmission	(Mo, Da, Yr) 04/29/2022	2021/Q4
COMPARATIVE BALANCE SHEET (ASSETS AND OTHER DEBITS)				
Line No.	Title of Account (a)	Ref. Page No. (b)	Balance at Beginning of Year (c)	Balance at End of Year (d)
1	UTILITY PLANT			
2	Utility Plant (101-106, 114, 118)	200-201	6,164,865,116	6,641,262,878
3	Construction Work in Progress (107)	200-201	247,569,532	258,264,262
4	TOTAL Utility Plant (Enter Total of lines 2 and 3)		6,412,434,648	6,899,527,140
5	(Less) Accum. Prov. for Depr. Amort. Depl. (108, 111, 115, 119)		2,184,138,425	2,240,212,680
6	Net Utility Plant (Enter Total of line 4 less 5)		4,228,296,223	4,659,314,460
7	Nuclear Fuel (120.1-120.4, 120.6)		—	—
8	(Less) Accum. Prov. for Amort. of Nucl. Fuel Assemblies (120.5)		—	—
9	Net Nuclear Fuel (Enter Total of line 7 less 8)		—	—
10	Net Utility Plant (Enter Total of lines 6 and 9)		4,228,296,223	4,659,314,460
11	Utility Plant Adjustments (116)	122-123	—	—
12	Gas Stored-Base Gas (117.1)	220	35,302,719	35,302,719
13	System Balancing Gas (117.2)	220	—	—
14	Gas Stored in Reservoirs and Pipelines-Noncurrent (117.3)	220	—	—
15	Gas Owed to System Gas (117.4)	220	—	—
16	OTHER PROPERTY AND INVESTMENTS			
17	Nonutility Property (121)	221	2,011,324	2,011,324
18	(Less) Accum. Prov. for Depr. and Amort. (122)	221	1,283,826	1,345,177
19	Investments in Associated Companies (123)	222-223	—	—
20	Investments in Subsidiary Companies (123.1)	224-225	10,675,307	11,761,381
21	(For cost of Account 123.1 See Footnote Page 224, line 42)			
22	Noncurrent Portion of Allowances	---	—	—
23	Other Investments (124)	222-223,229	2,412,232	2,422,632
24	Sinking Funds (125)		—	—
25	Depreciation Fund (126)		—	—
26	Amortization Fund - Federal (127)		—	—
27	Other Funds (128)		27,688,194	30,438,560
28	LT Portion of Derivative Assets (175)		—	—
29	LT Portion of Derivative Assets - Hedges (176)		—	—
30	TOTAL Other Property and Investments (Total of lines 17 thru 29)		41,503,231	45,288,720
31	CURRENT AND ACCRUED ASSETS			
32	Cash (131)	---	372,632	555,513
33	Special Deposits (132-134)	---	—	—
34	Working Fund (135)	---	—	—
35	Temporary Cash Investments (136)	222-223	—	—
36	Notes Receivable (141)	228A	2,243,909	2,572,621
37	Customer Accounts Receivable (142)	228A	189,457,551	178,994,173
38	Other Accounts Receivable (143)	228A	16,919,885	19,283,233
39	(Less) Accum. Prov. for Uncoll. Acct.-Credit (144)	228A	31,885,662	30,175,029
40	Notes Receivable from Associated Companies (145)	228B	927,375	130,154
41	Accounts Receivable from Associated Companies (146)	228B	650,040	8,225,806
42	Fuel Stock (151)	228C	—	—
43	Fuel Stock Expenses Undistributed (152)	228C	—	—
44	Residuals (Elec) and Extracted Products (Gas) (153)	228C	—	—
45	Plant Materials and Operating Supplies (154)	228C	19,325,007	20,826,624
46	Merchandise (155)	228C	—	—
47	Other Materials and Supplies (156)	228C	—	—
48	Nuclear Material Held for Sale (157)	228C	—	—

Name of Respondent DTE Gas Company	This Report Is: (1) <input checked="" type="checkbox"/> An Original (2) <input type="checkbox"/> A Resubmission	Date of Report (Mo, Da, Yr) 04/29/2022	Year of Report 2021/Q4
<b>COMPARATIVE BALANCE SHEET (ASSETS AND OTHER DEBITS) (Continued)</b>			
FOOTNOTE DATA			

<b>Schedule Page: 110 Line No.: 2 Column: d</b>
---

Property under Operating Leases, \$3,084,697.

Name of Respondent		This Report Is:	Date of Report	Year of Report
DTE Gas Company		(1) <input checked="" type="checkbox"/> An Original (2) <input type="checkbox"/> A Resubmission	(Mo, Da, Yr) 04/29/2022	2021/Q4
COMPARATIVE BALANCE SHEET (ASSETS AND OTHER DEBITS) (Continued)				
Line No.	Title of Account (a)	Ref. Page No. (b)	Balance at Beginning of Year (c)	Balance at End of Year (d)
49	Allowances (158.1 and 158.2)	---	—	—
50	(Less) Noncurrent Portion of Allowances	---	—	—
51	Stores Expense Undistributed (163)	227C	1,361,532	2,286,926
52	Gas Stored Underground-Current (164.1)	220	39,894,934	50,164,732
53	Liquefied Natural Gas Stored and Held for Processing (164.2-164.3)	220	—	—
54	Prepayments (165)	226,230	19,418,465	22,346,204
55	Advances for Gas (166-167)	229	—	—
56	Interest and Dividends Receivable (171)	---	—	—
57	Rents receivable (172)	---	0	—
58	Accrued Utility Revenues (173)	---	107,813,570	116,311,049
59	Miscellaneous Current and Accrued Assets (174)	---	42,583,541	67,620,554
60	Derivative Instrument Assets (175)		—	—
61	(Less) LT Portion of Derivative Instrument Assets (175)		—	—
62	Derivative Instrument Assets - Hedges (176)		—	—
63	(Less) Derivative Instrument Assets - Hedges (176)		—	—
64	TOTAL Current and Accrued Assets (Enter Total of lines 32 thru 63)		409,082,779	459,142,560
65	DEFERRED DEBITS			
66	Unamortized Debt Expenses (181)	---	8,690,114	8,936,530
67	Extraordinary Property Losses (182.1)	230	—	—
68	Unrecovered Plant & Regulatory Study Costs (182.2)	230	—	—
69	Other Regulatory Assets (182.3)	232	22,683,170	36,428,227
70	Prelim. Survey & Invest. Charges ( Electric) (183)	---	—	—
71	Prelim. Survey & Invest. Charges ( Gas) (183.1, 183.2)	231	—	—
72	Clearing Accounts (184)	---	—	—
73	Temporary Facilities	---	—	—
74	Miscellaneous Deferred Debits (186)	233	1,117,145,118	1,044,662,094
75	Def. Losses from Disposition of Utility Plant (187)	---	—	—
76	Research, Devel. and Demonstration Expend. (188)	352-353	—	—
77	Unamortized Loss on Reacquired Debt (189)	---	14,158,710	12,808,745
78	Accumulated Deferred Income Taxes (190)	234-235	178,878,425	166,097,988
79	Unrecovered Purchased Gas Costs (191)	---	—	—
80	TOTAL Deferred Debits (Enter Total of lines 66 thru 79)		1,341,555,537	1,268,933,584
81	TOTAL Assets and Other Debits (Enter Total of lines 10 - 15, 30, 64 and 80)		6,055,740,489	6,467,982,043

Name of Respondent		This Report Is:		Date of Report	Year of Report
DTE Gas Company		(1) <input checked="" type="checkbox"/> An Original (2) <input type="checkbox"/> A Resubmission		(Mo, Da, Yr) 04/29/2022	2021/Q4
COMPARATIVE BALANCE SHEET (LIABILITIES AND OTHER CREDITS)					
Line No.	Title of Account (a)	Ref. Page No. (b)	Balance at Beginning of Year (c)	Balance at End of Year (d)	
1	PROPRIETARY CAPITAL				
2	Common Stock Issued (201)	250-251	10,300,000	10,300,000	
3	Preferred Stock Issued (204)	250-251	—	—	
4	Capital Stock Subscribed (202, 205)	252	—	—	
5	Stock Liability for Conversion (203, 206)	252	—	—	
6	Premium on Capital Stock (207)	252	—	—	
7	Other Paid-In Capital (208-211)	253	1,099,044,356	1,246,044,356	
8	Installments received on Capital Stock (212)	252	—	—	
9	(Less) Discount on Capital Stock (213)	254	—	—	
10	(Less) Capital Stock Expense (214)	254	—	—	
11	Retained Earnings (215, 215.1, 216)	118-119	907,547,709	971,650,473	
12	Unappropriated Undistributed Subsidiary Earnings (216.1)	118-119	6,652,799	7,738,874	
13	(Less) Reacquired Capital Stock (217)	250-251	—	—	
14	Accumulated Other Comprehensive Income (219)	117	—	—	
15	TOTAL Proprietary Capital (Enter Total of lines 2 thru 14)		2,023,544,864	2,235,733,703	
16	LONG-TERM DEBT				
17	Bonds (221)	256-257	1,910,000,000	2,065,000,000	
18	(Less) Reacquired Bonds (222)	256-257	—	—	
19	Advances from Associated Companies (223)	256-257	—	—	
20	Other Long-Term Debt (224)	256-257	—	—	
21	Unamortized Premium on Long-Term Debt (225)	258-259	—	—	
22	(Less) Unamortized Discount on Long-Term Debt-Debit (226)	258-259	294,692	270,548	
23	(Less) Current Portion of Long-Term Debt		—	—	
24	TOTAL Long-Term Debt (Enter Total of lines 17 thru 23)		1,909,705,308	2,064,729,452	
25	OTHER NONCURRENT LIABILITIES				
26	Obligations Under Capital Leases-Noncurrent (227)	---	2,208,796	2,302,232	
27	Accumulated Prov. for Property Insurance (228.1)	---	—	—	
28	Accumulated Prov. for Injuries and Damages (228.2)	---	5,165,262	5,113,138	
29	Accumulated Prov. for Pensions and Benefits (228.3)	---	107,052,509	40,268,400	
30	Accumulated Misc. Operating Provisions (228.4)	---	1,815,200	1,815,200	
31	Accumulated Provision for Rate Refunds (229)	---	4,200,673	2,099,917	
32	LT Portion of Derivative Instrument Liabilities		—	—	
33	LT Portion of Derivative Instrument Liabilities - Hedges		—	—	
34	Asset Retirement Obligations (230)		169,752,597	177,381,269	
35	TOTAL Other Noncurrent Liabilities (Enter Total of lines 26 thru 34)		290,195,037	228,980,156	
36	CURRENT AND ACCRUED LIABILITIES				
37	Current Portion of Long-Term Debt		—	—	
38	Notes Payable (231)	260A	—	209,985,500	
39	Accounts Payable (232)	---	167,438,031	177,729,367	
40	Notes Payable to Associated Companies (233)	260B	168,349,070	10,660,173	
41	Accounts Payable to Associated Companies (234)	260B	21,634,984	28,995,556	
42	Customer Deposits (235)	---	5,993,632	6,994,221	
43	Taxes Accrued (236)	262-263	343,704	3,121,530	
44	Interest Accrued (237)	---	17,620,149	18,104,249	
45	Dividends Declared (238)	---	—	—	
46	Matured Long-Term Debt (239)	---	—	—	

Name of Respondent DTE Gas Company	This Report Is: (1) <input checked="" type="checkbox"/> An Original (2) <input type="checkbox"/> A Resubmission	Date of Report (Mo, Da, Yr) 04/29/2022	Year of Report 2021/Q4
<b>COMPARATIVE BALANCE SHEET (ASSETS AND OTHER DEBITS) (Continued)</b>			
FOOTNOTE DATA			

<b>Schedule Page: 112   Line No.: 26   Column: d</b>
--

Obligations under Operating Leases, \$2,302,232.

Name of Respondent DTE Gas Company		This Report is (1) <input checked="" type="checkbox"/> An Original (2) <input type="checkbox"/> A Resubmission		Date of Report (Mo, Da, Yr) 04/29/2022	Year of Report 2021/Q4
<b>COMPARATIVE BALANCE SHEET (LIABILITIES AND OTHER CREDITS) (Continued)</b>					
Line No.	Title of Account (a)	Ref. Page No. (b)	Balance at Beginning of Year (c)	Balance at End of Year (d)	
47	Matured Interest (240)		—	—	
48	Tax Collections Payable (241)		5,227,619	5,653,092	
49	Misc. Current and Accrued Liabilities (242)		60,041,178	56,919,300	
50	Obligations Under Capital Leases-Current (243)		231,805	251,060	
51	Derivative Instrument Liabilities (244)		—	—	
52	(Less) LT Portion of Derivative Instrument Liabilities		—	—	
53	Derivative Instrument Liabilities - Hedges (245)		—	—	
54	(Less) LT Portion of Derivative Instrument Liabilities - Hedges		—	—	
55	Federal Income Taxes Accrued for Prior Years (246)		—	—	
56	State and Local Taxes Accrued for Prior Years (246.1)		—	—	
57	Federal Income Taxes Accrued for Prior Years - Adjustments (247)		—	—	
58	State and Local Taxes Accrued for Prior Years - Adjustments (247.1)		—	—	
59	TOTAL Current and Accrued Liabilities (Enter total of lines 37 thru 58)		446,880,172	518,414,048	
60	DEFERRED CREDITS				
61	Customer Advances for Construction (252)		—	—	
62	Accumulated Deferred Investment Tax Credits (255)		—	—	
63	Deferred Gains from Disposition of Utility Plt. (256)		—	—	
64	Other Deferred Credits (253)		27,249,934	18,264,603	
65	Other Regulatory Liabilities (254,285 and 286)		504,492,282	486,646,122	
66	Unamortized Gain on Reacquired Debt (257)		—	—	
67	Accumulated Deferred Income Taxes - Accelerated Amortization (281)		—	—	
68	Accumulated Deferred Income Taxes - Other Property (282)		509,526,891	546,398,880	
69	Accumulated Deferred Income Taxes - Other (283)		344,146,001	368,815,079	
70	TOTAL Deferred Credits (Enter Total of lines 61 thru 69)		1,385,415,108	1,420,124,684	
71	TOTAL Liabilities and Other Credits (Enter total of lines 15, 24, 35, 59 and 70)		6,055,740,489	6,467,982,043	

Name of Respondent DTE Gas Company	This Report Is: (1) <input checked="" type="checkbox"/> An Original (2) <input type="checkbox"/> A Resubmission	Date of Report (Mo, Da, Yr) 04/29/2022	Year of Report 2021/Q4
<b>COMPARATIVE BALANCE SHEET (ASSETS AND OTHER DEBITS) (Continued)</b>			
FOOTNOTE DATA			

<b>Schedule Page: 113    Line No.: 50    Column: d</b>
--

Obligations under Operating Leases, \$251,060.



Name of Respondent DTE Gas Company	This Report is: (1) <input checked="" type="checkbox"/> An Original (2) <input type="checkbox"/> A Resubmission	Date of Report (Month, Day, Year) 04/29/2022	Year of Report 2021/Q4
---------------------------------------	---	--	---------------------------

**STATEMENT OF INCOME FOR THE YEAR**

<p>1. Report amounts for accounts 412 and 413, <i>Revenue and Expenses from Utility Plant Leased to Others</i>, in another utility column (l, k, m, o) in a similar manner to a utility department. Spread the amount(s) over lines 02 thru 24 as appropriate. Include these amounts in columns (c) and (d) totals.</p> <p>2. Report amounts in account 414, <i>Other Utility Operating Income</i>, in the same manner as accounts 412 and 413 above.</p> <p>3. Report data for lines 7, 9 and 10 for Natural Gas companies using accounts 404.1, 404.2, 404.3, 407.1, and 407.2.</p> <p>4. Use page 122 for Important notes regarding the statement of income or any account thereof.</p>	<p>5. Give concise explanations concerning unsettled rate proceedings where a contingency exists such that refunds of a material amount may need to be made to the utility's customers or which may result in a material refund to the utility with respect to power or gas purchases. State for each year affected the gross revenues or costs to which the contingency relates and the tax effects together with an explanation of the major factors which affect the rights of the utility to retain such revenues or recover amounts paid with respect to power and gas purchases</p> <p>6. Give concise explanations concerning significant amounts of any refunds made or received during the year</p>
--	--

Line No.	Account (a)	(Ref.) Page No. (b)	TOTAL	
			Current Year (c)	Previous Year (d)
1	UTILITY OPERATING INCOME			
2	Gas Operating Revenues (400)	300-301	1,531,684,133	1,395,699,548
3	Operating Expenses			
4	Operation Expenses (401)	320-325	878,235,126	803,892,766
5	Maintenance Expenses (402)	320-325	48,645,259	34,492,017
6	Depreciation Expenses (403)	336-338	156,847,743	138,375,947
7	Depreciation Expense for Asset Retirement Costs (403.1)		108,081	108,081
8	Amort. & Depl. Of Utility Plant (404-405)	336-338	8,850,239	7,066,895
9	Amort. Of Utility Plant Acq. Adj. (406)	336-338	—	—
10	Amort. Of Property Losses, Unrecovered Plant and Regulatory Study Costs (407.1)		—	—
11	Amort. Of Conversion Expenses (407.2)		—	—
12	Regulatory Debits (407.3)		—	—
13	(Less) Regulatory Credits (407.4)		1,513,573	903,624
14	Taxes Other Than Income Taxes (408.1)	262-263	92,951,937	83,191,319
15	Income Taxes - Federal (409.1)	262-263	(116)	39
16	Income Taxes - Other (409.1)	262-263	7,170	7,042
17	Provision for Deferred Income Taxes (410.1)	234,272-277	159,344,258	151,865,947
18	(Less) Provision for Deferred Income Taxes Cr. (411.1)	234,272-277	118,353,949	100,725,484
19	Investment Tax Credit Adj. - Net (411.4)	266	0	(572,749)
20	(Less) Gains from Disp. Of Utility Plant (411.6)		—	—
21	Losses from Disp. Of Utility Plant (411.7)		—	—
22	(Less) Gains from Disposition of Allowances (411.8)		—	—
23	Losses from Disposition of Allowances (411.9)		—	—
24	Accretion Expense (411.10)		9,652,055	9,225,123
25	TOTAL Utility Operating Expenses (Enter Total of lines 4 thru 24)		1,234,774,230	1,126,023,319
26	Net Utility Operating Income (Enter Total of line 2 less 25) (Carry forward to page 117, line 27)		296,909,903	269,676,229

Name of Respondent DTE Gas Company	This Report Is: (1) <input checked="" type="checkbox"/> An Original (2) <input type="checkbox"/> A Resubmission	Date of Report (Mo, Da, Yr) 04/29/2022	Year of Report 2021/Q4
---------------------------------------	---	--	---------------------------

**STATEMENT OF INCOME FOR THE YEAR (Continued)**

resulting from settlement of any rate proceeding affecting revenues received or costs incurred for power or gas purchases, and a summary of the adjustments made to balance sheet, income, and expenses accounts.

7. If any notes appearing in the report to stockholders are applicable to this Statement of Income, such notes may be attached at page 122.

8. Enter on page 122 a concise explanation of only those changes in accounting methods made during the year which had an effect on net income, including the basis of allocations and apportionments from those used in the preceding year. Also give the approximate dollar effect of such changes.

9. Explain in a footnote if the previous year's figures are different from that reported in prior reports.

10. If the columns are insufficient for reporting additional utility departments, supply the appropriate account titles, lines 2 to 23, and report the information in the blank space on page 122 or in a supplemental statement.

ELECTRIC UTILITY		GAS UTILITY		OTHER UTILITY		Line No.
Current Year (e)	Previous Year (f)	Current Year (g)	Previous Year (h)	Current Year (i)	Previous Year (j)	
						1
		1,531,684,133	1,395,699,548			2
						3
		878,235,126	803,892,766			4
		48,645,259	34,492,017			5
		156,847,743	138,375,947			6
		108,081	108,081			7
		8,850,239	7,066,895			8
		—	—			9
		—	—			10
		—	—			11
		—	—			12
		1,513,573	903,624			13
		92,951,937	83,191,319			14
		(116)	39			15
		7,170	7,042			16
		159,344,258	151,865,947			17
		118,353,949	100,725,484			18
		0	(572,749)			19
		—	—			20
		—	—			21
		—	—			22
		—	—			23
		9,652,055	9,225,123			24
—	—	1,234,774,230	1,126,023,319	—	—	25
—	—	296,909,903	269,676,229	—	—	26

Name of Respondent DTE Gas Company		This Report is: (1) <input checked="" type="checkbox"/> An Original (2) <input type="checkbox"/> A Resubmission	Date of Report (Month, Day, Year) 04/29/2022	Year of Report 2021/Q4
STATEMENT OF INCOME PER THE YEAR (Continued)				
Line No.	Account (a)	(Ref.) Page No. (b)	TOTAL	
			Current Year (c)	Previous Year (d)
27	Net Utility Operating Income (Carried forward from Page 114)	-	296,909,903	269,676,229
28	Other Income and Deductions			
29	Other Income			
30	Nonutility Operating Income			
31	Revenue From Merchandising, Jobbing and Contract Work (415)		25,866	34,968
32	(Less Costs and Exp. Of Merchandising, Job & Contract Work (416)		9,177	15,810
33	Revenue From Non Utility Operations (417)		—	—
34	(Less ) Expenses of Nonutility Operations (417.1)		—	—
35	Nonoperating Rental Income (418)		—	—
36	Equity in Earnings of Subsidiary Companies (418.1)	119	1,086,074	1,003,988
37	Interest and Dividend Income (419)		4,794,509	4,659,201
38	Allowance for Other Funds Used During Construction (419.1)		2,021,055	1,338,960
39	Miscellaneous Nonoperating Income (421)		3,179,641	6,329,974
40	Gain on Disposition of Property (421.1)		—	—
41	TOTAL Other Income (Enter Total of lines 31 thru 40)		11,097,968	13,351,281
42	Other Income Deductions			
43	Loss on Disposition of Property (421.2)		—	—
44	Miscellaneous Amortization (425)	340	—	—
45	Donations (426.1)	340	12,884,906	1,726,335
46	Life Insurance (426.2)	340	—	—
47	Penalties (426.3)	340	(356,136)	71,358
48	Expenditures for Certain Civic, Political, and Related Activities (426.4)	340	854,296	781,631
49	Other Deductions (426.5)	340	4,720,771	17,697,556
50	TOTAL Other Income Deductions (Total of lines 43 thru 49)		18,103,837	20,276,880
51	Taxes Applic. To Other Income and Deductions			
52	Taxes Other Than Income Taxes (408.2)	262-263	30,000.00	30,000.00
53	Income Taxes -- Federal (409.2)	262-263	—	—
54	Income Taxes -- Other (409.2)	262-263	—	—
55	Provision for Deferred Inc. Taxes (410.2)	234, 212-21	499,950.00	548,804.00
56	(Less) Provision for Deferred Income Taxes --Cr. (411.2)	234, 212-21	4,285,794.00	3,997,764.00
57	Investment Tax Credit Adj. -- Net (411.5)		—	—
58	(Less) Investment Tax Credits (420)		—	—
59	TOTAL Taxes on Other Inc. and Ded. (Total of 52 thru 58)		(3,755,844)	(3,418,960)
60	Net Other Income and Deductions (Enter Total of lines 41, 50, 59)		(3,250,025)	(3,506,639)
61	Interest Charges			
62	Interest on Long-Term Debt (427)		77,567,688.00	74,665,354.00
63	Amort. Of Debt Disc. And Expenses (428)	258-259	703,585.00	646,455.00
64	Amortization of Loss on Reacquired Debt (428.1)		1,349,965.00	1,349,965.00
65	(Less) Amort. Of Premium on Debt-Credit (429)	258-259	—	—
66	(Less) Amortization of Gain on Reacquired Debt-Credit (429.1)		—	—
67	Interest on Debt to Assoc. Companies (430)	340	82,291.00	260,395.00
68	Other Interest Expenses (431)	340	1,603,655.00	3,969,153.00
69	(Less) Allowance for Borrowed Funds Used During Construction-Cr.(432)		836,144.00	576,833.00
70	Net Interest Charges (Enter Total of lines 62 thru 69)		80,471,040	80,314,489
71	Income Before Extraordinary items (Enter Total of lines 27, 60 and 70)		213,188,838	185,855,101
72	Extraordinary Items			
73	Extraordinary Income (434)		—	—
74	(Less) Extraordinary Deductions (435)		—	—
75	Net Extraordinary Items (Enter Total of line 73 less line 74)		—	—
76	Income Taxes--Federal and Other (409.3)	262-263	—	—
77	Extraordinary Items After Taxes (Enter Total of line 75 less line 76)		—	—
78	Net Income (Enter Total of Lines 71 and 77)		213,188,838	185,855,101

Name of Respondent DTE Gas Company	This Report is: (1) <input checked="" type="checkbox"/> An Original (2) <input type="checkbox"/>	Date of Report (Month, Day, Year) 04/29/2022	Year of Report 2021/Q4
---------------------------------------	--	--	---------------------------

**RECONCILIATION OF DEFERRED INCOME TAX EXPENSE**

1. Report on this page the charges to accounts 410, 411 and 420 reported in the contra accounts 190, 281, 282 283 and 284.

2. The charges to the subaccounts of 410 and 411 found on pages 114-117 should agree with the subaccount totals reported on these pages

In the event the deferred income tax expenses reported on pages 114-117 do not directly reconcile with the amounts found on these pages, then provide the additional information requested in instruction #3, on a separate page.

Line No.		Electric Utility	Gas Utility
1	Debits to Account 410 from:		
2	Account 190		13,796,093
3	Account 281		—
4	Account 282		88,843,515
5	Account 283		56,704,650
6	Account 284		—
7	Reconciling Adjustments		—
8	TOTAL Account 410.1 (on pages 114-155 line 14)		159,344,258
9	TOTAL Account 410.2 (on page 117 line 45)		
10	Credits to Account 411 from:		
11	Account 190		36,528,956
12	Account 281		—
13	Account 282		52,359,391
14	Account 283		29,465,602
15	Account 284		—
16	Reconciling Adjustments		—
17	TOTAL Account 411.1 (on pages 114-115 line 15)		118,353,949
18	TOTAL Account 411.2 (on pages 117 line 46)		
19	Net ITC Adjustment:		
20	ITC Utilized for the Year DR		—
21	ITC Amortized for the Year CR		—
22	ITC Adjustments:		
23	Adjust last year's estimate to actual per filed return		—
24	Other (specify)		—
25	Net Reconciling Adjustments Account 411.4*		—
26	Net Reconciling Adjustments Account 411.5**		
27	Net Reconciling Adjustments Account 420***		

\* on pages 114-15 line 19

\*\* on page 117 line 57

\*\*\* on page 117 line 58

Name of Respondent DTE Gas Company	This Report Is: (1) <input checked="" type="checkbox"/> An Original (2) <input type="checkbox"/> Resubmission	Date of Report (Mo, Da, Yr) 04/29/2022	Year of Report 2021/Q4
---------------------------------------	---	--	---------------------------

**RECONCILIATION OF DEFERRED INCOME TAX EXPENSE (Continued)**

3. (a) Provide a detailed reconciliation of the applicable deferred income tax expense subaccount(s) reported on pages 114-117 with the amount reported on these pages.  
 (b) Identify all contra accounts (other than accounts 190 and 281-284).  
 (c) Identify the company's regulatory authority to utilize contra accounts other than accounts 190 or 281-284 for the recording of deferred income tax expense(s).

Other Utility	Total Utility	Other Income	Total Company	Line No.
	13,796,093	499,950	14,296,043	1
	—		—	2
	88,843,515		88,843,515	3
	56,704,650		56,704,650	4
	—		—	5
	—		—	6
	159,344,258			7
		499,950		8
	36,528,956	3,337,251	39,866,207	9
	—		—	10
	52,359,391	—	52,359,391	11
	29,465,602	948,543	30,414,145	12
	—		—	13
	—		—	14
	118,353,949			15
		4,285,794		16
	—		—	17
	—		—	18
	—		—	19
	—		—	20
	—		—	21
	—		—	22
	—		—	23
	—		—	24
	—			25
				26
				27

Name of Respondent DTE Gas Company	This Report Is: (1) <input checked="" type="checkbox"/> An Original (2) <input type="checkbox"/> A Resubmission	Date of Report (Mo, Da, Yr) 04/29/2022	Year of Report 2021/Q4
---------------------------------------	---	--	---------------------------

**OPERATING LOSS CARRYFORWARD**

Fill in below when the company sustains an operating loss, loss carryback or carryforward whenever or wherever applicable.

Line No.	Year (a)	Operating Loss (b)	Loss Carryforward (F) or Carryback (B) (c)	Loss Utilized		Balance Remaining (f)
				Amount (d)	Year (e)	
1	2009	397,270,460	(B)	20,195,035	2008	377,075,425
2			(F)	35,392,049	2010	341,683,376
3			(F)	36,107,654	2011	305,575,722
4			(F)	75,806,182	2012	229,769,540
5			(F)	22,784,178	2013	206,985,362
6			(F)	56,208,185	2014	150,777,177
7	2015	1,914,618	(F)			152,691,795
8	2016	64,806,620	(F)			217,498,415
9			(F)	91,875,640	2017	125,622,775
10	2018	8,173,464	(F)			133,796,239
11	2019	25,155,806	(F)			158,952,045
12				61,464,867	2020	97,487,178
13				46,250,842	2021	51,236,336
14						
15						
16						
17						
18						
19						
20						
21						
22						
23						
24						
25						
26						
27						
28						
29						
30						
31						
32						
33						
34						
35						
36						
37						
38						
39						
40						

Name of Respondent DTE Gas Company	This Report Is: (1) <input checked="" type="checkbox"/> An Original (2) <input type="checkbox"/> A Resubmission	Date of Report (Mo, Da, Yr) 04/29/2022	Year of Report 2021/Q4
---------------------------------------	---	--	---------------------------

**STATEMENT OF RETAINED EARNINGS FOR THE YEAR**

<p>1. Report all changes in appropriate retained earnings, unappropriated retained earnings, and unappropriated undistributed subsidiary earnings for the year.</p> <p>2. Each credit and debit during the year should be identified as to the retained earnings account in which recorded (Accounts 433, 436-439 inclusive). Show the contra primary account affected in column (b).</p> <p>3. State the purpose and amount for each reservation or appropriation of retained earnings.</p> <p>4. List first account 439, <i>Adjustments to Retained Earnings</i>, reflecting adjustments to the opening balance retained earnings. Follow by credit, then debit, items in that order.</p>	<p>5. Show dividends for each class and series of capital stock.</p> <p>6. Show separately the state and federal income tax effect of items shown in account 439, <i>Adjustments to Retained Earnings</i>.</p> <p>7. Explain in a footnote the basis for determining the amount reserved or appropriated. If such reservation or appropriation is to be recurrent, state the number and annual amounts to be reserved or appropriated as well as the totals eventually to be accumulated.</p> <p>8. If any notes appearing in the report to stockholders are applicable to this statement, attach them at page 122.</p>
---	---

Line No.	Item (a)	Contra Primary Account Affected (b)	Amount (c)
	<b>UNAPPROPRIATED RETAINED EARNINGS (Account 216)</b>		
1	Balance - Beginning of Year		907,547,709
2	Changes ( <i>Identify by prescribed retained earnings accounts</i> )		
3	Adjustments to Retained Earnings (Account 439)		
4	Credit: Rounding Adjustment		
5	Credit:		
6	Credit:		
7	Credit:		
8	TOTAL Credits to Retained Earnings (Acct. 439)		—
9	Debit: Rounding Adjustment		
10	Debit:		
11	Debit:		
12	Debit:		
13	TOTAL Debits to Retained Earnings (Acct. 439)		—
14	Balance Transferred from Income (Account 433 Less Account 418.1)		212,102,764
15	Appropriations of Retained Earnings (Account 436)		
16			
17			
18			
19			
20			
21	TOTAL Appropriations of Retained Earnings (Account 436)		
22	Dividends Declared - Preferred Stock (Account 437)		
23			
24			
25			
26			
27			
28	TOTAL Dividends Declared - Preferred Stock (Account 437)		

Name of Respondent	This Report Is:	Date of Report	Year of Report
DTE Gas Company	(1) <input checked="" type="checkbox"/> An Original (2) <input type="checkbox"/> A Resubmission	(Mo, Da, Yr) 04/29/2022	2021/Q4
<b>STATEMENT OF RETAINED EARNINGS FOR THE YEAR (Continued)</b>			
Line No.	Item (a)	Contra Primary Account Affected (b)	Amount (c)
29	Dividends Declared - Common Stock (Account 438)		(148,000,000)
30			
31			
32			
33			
34			
35	TOTAL Dividends Declared - Common Stock (Account 438)		(148,000,000)
36	Transfers from Account 216.1, Unappropriated Undistributed Subsidiary Earnings		
37	Balance - End of Year <i>(Enter Total of lines 1 thru 36)</i>		971,650,473
<b>APPROPRIATED RETAINED EARNINGS (Account 215)</b>			
State balance and purpose of each appropriated earnings amount at end of year and give accounting entries for any applications of appropriated retained earnings during the year.			
38			
39			
40			
41			
42			
43	TOTAL Appropriated Retained Earnings (Account 215)		
<b>APPROPRIATED RETAINED EARNINGS - AMORTIZATION RESERVE, FEDERAL (Account 215.1)</b>			
State below the total amount set aside through appropriations of retained earnings, as of the end of the year, in compliance with the provisions of Federally granted hydroelectric project licenses held by the respondent. If any reductions or changes other than the normal annual credits hereto have been made during the year, explain such items in a footnote.			
44	TOTAL Appropriated Retained Earnings-Amortization Reserve, Federal (Acct. 215.1)		
45	TOTAL Appropriated Retained Earnings (Accounts 215 & 215.1)		
46	TOTAL Retained Earnings (Accounts 215, 215.1 & 216)		
<b>UNAPPROPRIATED UNDISTRIBUTED SUBSIDIARY EARNINGS (Account 216.1)</b>			
47	Balance - Beginning of Year (Debit or Credit)		6,652,799
48	Equity in Earnings for Year (Credit) (Account 418.1)		1,086,074
49	(Less) Dividends Received (Debit)		
50	Other Changes <i>(Explain)</i>		1
51	Balance - End of Year <i>(Enter Total of lines 47 thru 50)</i>		7,738,874



Name of Respondent	This Report Is:	Date of Report	Year of Report
DTE Gas Company	(1) <input checked="" type="checkbox"/> An Original (2) <input type="checkbox"/> A Resubmission	(Mo, Da, Yr) 04/29/2022	2021/Q4

**STATEMENT OF CASH FLOWS**

1. If the notes to the cash flow statement in the respondents annual stockholders report are applicable to this statement, such notes should be attached to page 122. Information about noncash investing and financing activities should be provided on page 122. Provide also on page 122 a reconciliation between "Cash and Cash Equivalents at the End of Year" with related amounts on the balance sheet.

2. Under "Other" specify significant amounts and group others.

3. Operating Activities--Other: Include gains and losses pertaining to operating activities only. Gains and losses pertaining to investing and financing activities should be reported in those activities. Show on page 122 the amounts of interest paid (net of amounts capitalized) and Income taxes paid.

Line No.	DESCRIPTION (See Instructions for Explanation of Codes) (a)	Amounts (b)
1	Net Cash Flow from Operating Activities:	
2	Net Income (Line 72(c) on page 117)	213,188,838
3	Noncash Charges (Credits) to Income:	
4	Depreciation and Depletion	165,806,063
5	Amortization of Regulatory Debits and Credits	(1,513,573)
6	Accretion Expense	9,652,055
7	Amortization of Debt Related Items	2,053,550
8	Deferred Income Taxes (Net)	37,206,529
9	Investment Tax Credit Adjustments (Net)	-
10	Net (Increase) Decrease in Receivables	(9,683,848)
11	Net (Increase) Decrease in Inventory	(12,696,809)
12	Net (Increase) Decrease in Allowances Inventory	-
13	Net Increase (Decrease) in Payables and Accrued Expenses	29,545,558
14	Net (Increase) Decrease in Other Regulatory Assets	(16,923,262)
15	Net Increase (Decrease) in Other Regulatory Liabilities	21,859,837
16	(Less) Allowance for Other Funds Used During Construction	2,021,055
17	(Less) Undistributed Earnings from Subsidiary Companies	1,086,074
18	Other: Accrued Pension and Postretirement Obligations	(66,784,109)
19	Other: Asset (Gains) Losses and Impairments	3,727,907
20	Other: Operating	45,027,241
21	Net Cash Provided by (Used in) Operating Activities	
22	(Total of Lines 2 thru 20)	417,358,848
23		
24	Cash Flows from Investment Activities:	
25	Construction and Acquisition of Plant (including land):	
26	Gross Additions to Utility Plants (less nuclear fuel)	(561,130,776)
27	Gross Additions to Nuclear Fuel	-
28	Gross Additions to Common Utility Plant	-
29	Gross Additions to Nonutility Plant	-
30	(Less) Allowance for Other Funds Used During Construction	(2,021,055)
31	Other:	
32	Net Property Retirements	-
33	Removal Cost	(62,568,234)
34	Cash Outflows for Plant (Total of lines 26 thru 33)	(621,677,955)
35		
36	Acquisition of Other Noncurrent Assets (d)	-
37	Proceeds from Disposal of Noncurrent Assets (d)	-
38		
39	Investments in and Advances to Assoc. and Subsidiary Companies	-
40	Contributions and Advances from Assoc. and Subsidiary Companies	-
41	Disposition of Investments in (and Advances to)	
42	Associated and Subsidiary Companies	-
43		
44	Purchase of Investment Securities (a)	-
45	Proceeds from Sales of Investment Securities (a)	-

Name of Respondent DTE Gas Company	This Report Is: (1) <input checked="" type="checkbox"/> An Original (2) <input type="checkbox"/> A Resubmission	Date of Report (Mo, Da, Yr) 04/29/2022	Year of Report 2021/Q4
<b>STATEMENT OF CASH FLOWS (Continued)</b>			
4. Investing Activities		5. Codes used:	
Include at Other (line 32) net cash outflow to acquire other companies. Provide a reconciliation of assets acquired with liabilities assumed on page 122.		(a) Net proceeds or payments.	
Do not include on this statement the dollar amount of leases capitalized per USofA General Instruction 20; instead provide a reconciliation of the dollar amount of leases capitalized with the plant cost on page 122.		(b) Bonds, debentures and other long-term debt.	
		(c) Include commercial paper.	
		(d) Identify separately such items as investments, fixed assets, intangibles, etc.	
		6. Enter on page 122 clarifications and explanations.	
Line No.	DESCRIPTION (See Instructions No. 5 for Explanation of Codes) (a)	Amounts (b)	
46	Loans Made or Purchased	-	
47	Collections on Loans	-	
48			
49	Net (Increase) Decrease in Receivables	-	
50	Net (Increase) Decrease in Inventory	-	
51	Net (Increase) Decrease in Allowances Held for Speculation	-	
52	Net Increase (Decrease) in Payables and Accrued Expenses	-	
53	Other: Sales Use Tax Reimbursement	-	
54	Other: Insurance Reimbursement	-	
55	Other: Notes Receivable	(466,279)	
56	Net Cash Provided by (Used in) Investing Activities	-	
57	(Total of lines 34 thru 55)	(622,144,234)	
58			
59	Cash Flows from Financing Activities		
60	Proceeds from Issuance of:		
61	Long-Term Debt (b)	155,000,000	
62	Preferred Stock	-	
63	Common Stock	-	
64	Other: Capital Contribution by Parent Company	147,000,000	
65		-	
66	Net Increase in Short-Term Debt (c)	51,894,124	
67	Other: Long-Term Debt Issuance Costs	(925,857)	
68		-	
69		-	
70	Cash Provided by Outside Sources (Total of lines 61 thru 69)	352,968,267	
71			
72	Payments for Retirement of:		
73	Long-Term Debt (b)	-	
74	Preferred Stock	-	
75	Common Stock	-	
76	Other:	-	
77		-	
78	Net Decrease in Short-Term Debt (c)	-	
79		-	
80	Dividends on Preferred Stock	-	
81	Dividends on Common Stock	(148,000,000)	
82	Net Cash Provided by (Used in) Financing Activities	-	
83	(Total of lines 70 thru 81)	204,968,267	
84			
85	Net Increase (Decrease) in Cash and Cash Equivalents	-	
86	(Total of lines 22, 57 and 83)	182,881	
87			
88	Cash and Cash Equivalents at Beginning of Year	372,632	
89			
90	Cash and Cash Equivalents at End of Year	555,513	

Name of Respondent DTE Gas Company	This Report Is: (1) <input checked="" type="checkbox"/> An Original (2) <input type="checkbox"/> A Resubmission	Date of Report (Mo, Da, Yr) 04/29/2022	Year of Report 2021/Q4
---------------------------------------	---	--	---------------------------

**NOTES TO FINANCIAL STATEMENTS**

1. Use the space below for important notes regarding the Balance Sheet, Statement of Income for the year, Statement of Retained Earnings for the year, and Statement of Cash Flows, or any account thereof. Classify the notes according to each basic statement, providing a subheading for each statement except where a note is applicable to more than one statement.

2. Furnish particulars (details) as to any significant contingent assets or liabilities existing at end of year, including a brief explanation of any action initiated by the Internal Revenue Service involving possible assessment of additional income taxes of material amount, or of a claim for refund of income taxes of a material amount initiated by the utility. Give also a brief explanation of any dividends in arrears on cumulative preferred stock.

3. For Account 116, *Utility Plant Adjustments*, explain the origin of such amount, debits and credits during the year, and plan of disposition contemplated, giving references to Commission orders or other authorizations respecting classification of amounts as plant adjustments and requirements as to disposition thereof.

4. Where Accounts 189, *Unamortized Loss on Reacquired Debt*, and 257, *Unamortized Gain on Reacquired Debt*, are not used, give an explanation, providing the rate treatment given these items. See General Instruction 17 of the Uniform System of Accounts.

5. Give a concise explanation of any retained earnings restrictions and state the amount of retained earnings affected by such restrictions.

6. If the notes to financial statements relating to the respondent company appearing in the annual report to the stockholders are applicable and furnish the data required by instructions above and on pages 114-121, such notes may be attached hereto.

Per instructions 1 and 3 of the Statement of Cash Flows page 120, the following information is provided:

	<u>December 31, 2021</u>
	(In millions)
<b>Supplemental disclosure of cash information</b>	
Cash paid for:	
Interest, net of interest capitalized	\$78
Income taxes	\$—
<b>Supplemental disclosure of non-cash investing and financing activities</b>	
Plant and equipment expenditures in accounts payable	\$52

See page 123 for additional required information as called for per instructions above.

## DTE Gas Company

### Notes to Consolidated Financial Statements

#### DEFINITIONS

AFUDC	Allowance for Funds Used During Construction
ASU	Accounting Standards Update issued by the FASB
CARES Act	Coronavirus Aid, Relief, and Economic Security Act enacted in March 2020 to assist individuals and employers with the impacts of the COVID-19 pandemic, including certain tax relief provisions
Company	DTE Gas Company and any subsidiary companies
COVID-19	Coronavirus disease of 2019
Customer Choice	Michigan legislation giving customers the option of retail access to alternative suppliers for natural
DTE Energy	DTE Energy Company, directly or indirectly the parent of DTE Electric Company, DTE Gas Company, and numerous non-utility subsidiaries
DTE Gas	DTE Gas Company (an indirect wholly-owned subsidiary of DTE Energy) and subsidiary companies
EGLE	Michigan Department of Environment, Great Lakes, and Energy, formerly known as Michigan Department of Environmental Quality
EPA	U.S. Environmental Protection Agency
EWR	Energy Waste Reduction program, which includes a mechanism authorized by the MPSC allowing DTE Gas to recover through rates certain costs relating to energy waste reduction
FASB	Financial Accounting Standards Board
FERC	Federal Energy Regulatory Commission
GCR	A Gas Cost Recovery mechanism authorized by the MPSC that allows DTE Gas to recover through rates its natural gas costs
LLC	DTE Energy Corporate Services, LLC, a subsidiary of DTE Energy
MGP	Manufactured Gas Plant
MPSC	Michigan Public Service Commission
NAV	Net Asset Value
NEXUS	NEXUS Gas Transmission, LLC, a joint venture in which DTE Energy previously owned a 50% partnership interest that separated with DT Midstream effective July 1, 2021
Net zero	Collective efforts to reduce the emissions from DTE Gas operations and gas suppliers, as well as efforts to offset an amount equivalent to any remaining emissions. Emissions include carbon containing compounds such as carbon dioxide and methane that are identified as greenhouse gases. Progress towards this goal is estimated and may vary from the calculations of other utility businesses with similar targets
Represented	Employees of DTE Gas covered by collective bargaining agreements
TCJA	Tax Cuts and Jobs Act of 2017, which reduced the corporate Federal income tax rate from 35% to 21%
TCJA rate reduction liability	Reduction in DTE Gas revenue related to Calculation C of the TCJA. DTE Gas' Calculation C case was approved by the MPSC in August 2019 to address all remaining issues relative to the TCJA, which is primarily the remeasurement of deferred taxes and how the amounts deferred as Regulatory liabilities flow to ratepayers
Topic 606	FASB issued ASU No. 2014-09, Revenue From Contracts with Customers, as amended
VEBA	Voluntary Employees Beneficiary Association
VIE	Variable Interest Entity
Bcf	Billion cubic feet of natural gas

## DTE Gas Company

### Notes to Consolidated Financial Statements

#### Instruction 6

DTE Gas' Notes to Consolidated Financial Statements are prepared in conformity with generally accepted accounting principles. Accordingly, certain footnotes are not reflective of DTE Gas' financial statements contained herein.

The footnotes included herein are from DTE Gas' annual report as of December 31, 2021, which are prepared on a consolidated basis as permitted by instruction 6 on page 122 of this report. The accompanying financial statements on pages 110-121 have been prepared in accordance with the accounting requirements of the MPSC as set forth in its Uniform System of Accounts (USOA). The principal differences of this basis of accounting from accounting principles generally accepted in the United States (U.S. GAAP) result in various financial statement classification differences, but do not result in net income differences. The following are the significant differences between MPSC reporting and U.S. GAAP:

- *Accumulated Deferred Income Taxes* – Accumulated deferred income taxes are classified as non-current for U.S. GAAP financial reporting purposes by presenting net non-current assets and liabilities on the balance sheet in accordance with ASC 740, Income Taxes. To comply with USOA, deferred income tax assets are reported as accumulated deferred income taxes within non-current deferred debits separate from deferred income tax liabilities, which are reported as accumulated deferred income taxes within non-current deferred credits.

In accordance with guidance issued by FERC in May 2007 (Docket No. AI07-2-000, Accounting and Financial Reporting for Uncertainty in Income Taxes), ASC 740-10 liabilities established for uncertain tax positions related to temporary differences recorded in accrued taxes, have been reclassified to the accumulated deferred income tax accounts, if applicable. ASC 740-10 requires interest and penalties, if applicable, to be accrued on differences between tax positions recognized in our financial statements and the amount claimed, or expected to be claimed, on the tax return. DTE Gas' policy for U.S. GAAP financial reporting purposes is to include interest and penalties accrued, if any, on uncertain tax positions as part of income tax expense in the income statement. To comply with USOA, interest expense and penalties, if any, attributable to uncertain tax positions are included in account 431, Interest Expense and Account 426.3, Penalties, respectively.

- *Accumulated Removal Costs* – The accumulated removal costs for the regulated property, plant and equipment that do not meet the definition of an asset retirement obligation under ASC 410, Asset Retirement and Environmental Obligations, are classified as a regulatory liability under U.S. GAAP and as accumulated provision for depreciation under the USOA.
- *Debt* – Current portions of long-term debt and bonds are classified as current liabilities for U.S. GAAP reporting. For USOA all long-term liabilities and bonds both current and non-current portions are considered non-current liabilities.
- *Debt Issuance Costs* – Any deferred costs associated with a specific debt issuance as required by U.S. GAAP is to be presented as a reduction to debt on the consolidated statements of financial position. Under the USOA, unamortized debt issuance costs are deferred debits on the comparative balance sheet.
- *Investments in Subsidiaries* – DTE Gas' investments in its subsidiaries are accounted for under the equity method of accounting in accordance with USOA. For U.S. GAAP the assets, liabilities, revenues and expenses of these subsidiaries are consolidated.
- *Unamortized Loss on Reacquired Debt and Energy Costs Receivable or Refundable through Rate Adjustments* – Under U.S. GAAP reporting these are shown as regulatory assets and liabilities whereas for USOA these are shown as deferred debits and current assets and liabilities.
- *Pension and Postretirement Benefit Costs* – Pension and postretirement benefit costs are recognized for U.S. GAAP financial reporting purposes based on the provisions of Accounting Standards Update (ASU) No. 2017-07, *Improving the Presentation of Net Periodic Pension Cost and Net Periodic Postretirement Benefit Cost*. ASU No. 2017-07 requires that

## DTE Gas Company

### Notes to Consolidated Financial Statements

the service cost component of net benefit costs be reported with other compensation costs arising from services rendered by employees, while presenting the other cost components outside of income from operations. The ASU also allows only the service cost component to be eligible for capitalization when applicable. Effective January 1, 2018, DTE Gas elected to capitalize only the service cost component of net benefit costs. To comply with the USOA, all pension and postretirement benefit costs are included as a component of operating expense on the statement of income. As a result of multi-employer accounting treatment for U.S. GAAP, capitalized costs associated with the pension plan are reflected within Property, plant, and equipment. These same capitalized costs are shown as regulatory assets/liabilities in accordance with the USOA.

- *Other Reclassifications* – Certain other reclassifications of balance sheet, income statement and cash flow amounts have been made in order to conform to the USOA.

#### NOTE 1 — ORGANIZATION AND BASIS OF PRESENTATION

##### *Corporate Structure*

DTE Gas is a public utility engaged in the purchase, storage, transportation, distribution, and sale of natural gas to approximately 1.3 million customers throughout Michigan and the sale of storage and transportation capacity. The Company is regulated by the MPSC and certain activities are regulated by the FERC. In addition, the Company is regulated by other federal and state regulatory agencies including the EPA and EGLE.

##### *Basis of Presentation*

The accompanying Consolidated Financial Statements are prepared using accounting principles generally accepted in the United States of America. These accounting principles require management to use estimates and assumptions that impact reported amounts of assets, liabilities, revenues and expenses, and the disclosure of contingent assets and liabilities. Actual results may differ from the Company's estimates.

Certain prior year balances were reclassified to match the current year's Consolidated Financial Statements presentation.

##### *Principles of Consolidation*

The Company consolidates all majority-owned subsidiaries and investments in entities in which it has controlling influence. Non-majority owned investments are accounted for using the equity method when the Company is able to significantly influence the operating policies of the investee. When the Company does not influence the operating policies of an investee, the equity investment is valued at cost minus any impairments, if applicable. The Company eliminates all intercompany balances and transactions.

The Company evaluates whether an entity is a VIE whenever reconsideration events occur. The Company consolidates VIEs for which it is the primary beneficiary. If the Company is not the primary beneficiary and an ownership interest is held, the VIE is accounted for under the equity method of accounting. When assessing the determination of the primary beneficiary, the Company considers all relevant facts and circumstances, including: the power, through voting or similar rights, to direct the activities of the VIE that most significantly impact the VIE's economic performance and the obligation to absorb the expected losses and/or the right to receive the expected returns of the VIE. The Company performs ongoing reassessments of all VIEs to determine if the primary beneficiary status has changed.

The Company holds a variable interest in a natural gas pipeline entity through purchases under a long-term transportation capacity contract. The Company does not have a controlling influence in and does not consolidate the pipeline entity. As of December 31, 2021, the carrying amount of liabilities in the Company's Consolidated Statements of Financial Position that relate to its variable interest under the long-term contract are primarily related to working capital accounts and generally represent the amounts owed by the Company for transportation associated with the current billing cycle under the contract. The Company has not provided any significant form of financial support associated with the long-term contract. There is no material potential exposure to loss as a result of the Company's variable interest through the long-term contract.

## DTE Gas Company

### Notes to Consolidated Financial Statements

#### NOTE 2 — SIGNIFICANT ACCOUNTING POLICIES

##### *Cash and Cash Equivalents*

Cash and cash equivalents generally include cash on hand, cash in banks, and temporary investments purchased with remaining maturities of three months or less.

##### *Financing Receivables*

Financing receivables are primarily composed of trade receivables, notes receivable, and unbilled revenue. The Company's financing receivables are stated at net realizable value.

Unbilled revenues of \$116 million and \$108 million are included in Customer Accounts receivable at December 31, 2021 and 2020, respectively.

The Company monitors the credit quality of financing receivables on a regular basis by reviewing credit quality indicators and monitoring for trigger events, such as a credit rating downgrade or bankruptcy. Credit quality indicators include, but are not limited to, ratings by credit agencies where available, collection history, collateral, counterparty financial statements and other internal metrics. Utilizing such data, the Company has determined three internal grades of credit quality. Internal grade 1 includes financing receivables for counterparties where credit rating agencies have ranked the counterparty as investment grade. To the extent credit ratings are not available, the Company utilizes other credit quality indicators to determine the level of risk associated with the financing receivable. Internal grade 1 may include financing receivables for counterparties for which credit rating agencies have ranked the counterparty as below investment grade; however, due to favorable information on other credit quality indicators, the Company has determined the risk level to be similar to that of an investment grade counterparty. Internal grade 2 includes financing receivables for counterparties with limited credit information and those with a higher risk profile based upon credit quality indicators. Internal grade 3 reflects financing receivables for which the counterparties have the greatest level of risk, including those in bankruptcy status.

The following represents the Company's financing receivables by year of origination, classified by internal grade of credit risk. The related credit quality indicators and risk ratings utilized to develop the internal grades have been updated through December 31, 2021.

	Year of origination			
	2021	2020	2019 and prior	Total
	(In millions)			
Notes receivable, internal grade 2	\$ 4	\$ 2	\$ 5	\$ 11
Net investment in leases, internal grade 1 <sup>(a)</sup>	\$ —	\$ —	\$ 38	\$ 38

(a) Current portion included in Current Assets — Notes receivable — Other on the Consolidated Statements of Financial Position.

The allowance for doubtful accounts on accounts receivable for the Company is generally calculated using an aging approach that utilizes rates developed in reserve studies. The Company establishes an allowance for uncollectible accounts based on historical losses and management's assessment of existing and future economic conditions, customer trends and other factors. Customer accounts are generally considered delinquent if the amount billed is not received by the due date, which is typically in 21 days, however, factors such as assistance programs may delay aggressive action. The Company generally assesses late payment fees on trade receivables based on past-due terms with customers. Customer accounts are written off when collection efforts have been exhausted. The time period for write-off is 150 days after service has been terminated.

The allowance for doubtful accounts for other receivables is generally calculated based on specific review of probable future collections based on receivable balances generally in excess of 30 days. Existing and future economic conditions, customer trends and other factors are also considered. Receivables are written off on a specific identification basis and determined based upon the specific circumstances of the associated receivable.

## DTE Gas Company

### Notes to Consolidated Financial Statements — (Continued)

Notes receivable are primarily comprised of a finance lease receivable and loans that are included in Notes receivable on the Consolidated Statements of Financial Position.

Notes receivable are typically considered delinquent when payment is not received for periods ranging from 60 to 120 days. The Company ceases accruing interest (nonaccrual status), considers a note receivable impaired, and establishes an allowance for credit loss when it is probable that all principal and interest amounts due will not be collected in accordance with the contractual terms of the note receivable. In determining the allowance for credit losses for notes receivable, the Company considers the historical payment experience and other factors that are expected to have a specific impact on the counterparty's ability to pay including existing and future economic conditions.

Cash payments received on nonaccrual status notes receivable that do not bring the account contractually current are first applied to the contractually owed past due interest, with any remainder applied to principal. Accrual of interest is generally resumed when the note receivable becomes contractually current.

The following tables present a roll-forward of the activity for the Company's financing receivables credit loss reserves as of December 31, 2021:

	Trade accounts receivable	Other receivables	Total
	(In millions)		
Beginning reserve balance, January 1, 2021	\$ 30	\$ 2	\$ 32
Current period provision	16	—	16
Write-offs charged against allowance	(42)	—	(42)
Recoveries of amounts previously written off	24	—	24
Ending reserve balance, December 31, 2021	<u>\$ 28</u>	<u>\$ 2</u>	<u>\$ 30</u>

	Trade accounts receivable	Other receivables	Total
	(In millions)		
Beginning reserve balance, January 1, 2020	\$ 29	\$ 3	\$ 32
Current period provision	33	1	34
Write-offs charged against allowance	(52)	(2)	(54)
Recoveries of amounts previously written off	20	—	20
Ending reserve balance, December 31, 2020	<u>\$ 30</u>	<u>\$ 2</u>	<u>\$ 32</u>

Uncollectible expense is primarily comprised of the current period provision for allowance for doubtful accounts. Uncollectible expense was \$18 million, \$33 million, and \$36 million for the years ended December 31, 2021, 2020 and 2019, respectively.

There are no material amounts of past due financing receivables for the Company as of December 31, 2021.

### ***Inventories***

Natural gas inventory of \$50 million and \$40 million as of December 31, 2021 and 2020, respectively, is determined using the last-in, first-out (LIFO) method. The replacement cost of gas in inventory exceeded the LIFO cost by \$136 million and \$62 million at December 31, 2021 and 2020, respectively.

The Company values materials and supplies inventory at the lower of cost or net realizable value, where cost is generally valued using average cost.



## DTE Gas Company

### Notes to Consolidated Financial Statements — (Continued)

#### *Gas Customer Choice Deferred Asset*

Gas customer choice deferred asset represents gas provided to the Company by suppliers of gas for customers that participate in the Customer Choice program. As the gas is sold and billed to Customer Choice customers, primarily in the December through March heating season, this asset is reduced. At the end of an April through March cycle each year, any balance is reconciled and settled with the various suppliers.

#### *Property, Retirement and Maintenance, and Depreciation and Amortization*

Property is stated at cost and includes construction-related labor, materials, overheads, and AFUDC. The cost of properties retired is charged to accumulated depreciation. Expenditures for maintenance and repairs are charged to expense when incurred.

Utility property is depreciated over its estimated useful life using straight-line rates approved by the MPSC. Depreciation and amortization expense also includes the amortization of certain regulatory assets.

See Note 5 to the Consolidated Financial Statements, "Property, Plant, and Equipment."

#### *Long-Lived Assets*

Long-lived assets are reviewed for impairment whenever events or changes in circumstances indicate the carrying amount of an asset may not be recoverable. If the carrying amount of the asset exceeds the expected undiscounted future cash flows generated by the asset, an impairment loss is recognized resulting in the asset being written down to its estimated fair value. Assets to be disposed of are reported at the lower of the carrying amount or fair value, less costs to sell.

#### *Cloud Computing Arrangements*

Effective upon the adoption of ASU No. 2018-15 in January 2020, the Company capitalizes implementation costs incurred in a cloud computing arrangement that is a service contract consistent with capitalized implementation costs incurred to develop or obtain internal-use software. Capitalized costs are recorded in Other noncurrent assets on the Consolidated Statements of Financial Position and amortization of the costs is reflected in Operation and maintenance within the Consolidated Statements of Operations. Costs are amortized on a straight-line basis over the life of the contract. Contracts primarily involve the implementation or upgrade of cloud-based solutions for gas operations.

Capitalized cloud computing costs were \$4 million at December 31, 2021. Amortization of these costs was not material for the year ended December 31, 2021. There were no cloud computing costs capitalized in Other noncurrent assets at December 31, 2020.

#### *Excise and Sales Taxes*

The Company records the billing of excise and sales taxes as a receivable with an offsetting payable to the applicable taxing authority, with no net impact on the Consolidated Statements of Operations.

#### *Deferred Debt Costs*

The costs related to the issuance of long-term debt are deferred and amortized over the life of each debt issue. The deferred amounts are included as a direct deduction from the carrying amount of each debt issuance in Long-Term Debt on the Consolidated Statements of Financial Position. In accordance with MPSC regulations, the unamortized discount, premium, and expense related to debt redeemed with a refinancing are amortized over the life of the replacement issue.

#### *Allocated Stock-Based Compensation*

The Company received an allocation of costs from DTE Energy associated with stock-based compensation. The allocation for 2021, 2020, and 2019 for stock-based compensation expense was approximately \$11 million, \$10 million, and \$11 million, respectively.

**DTE Gas Company**  
**Notes to Consolidated Financial Statements — (Continued)**

***Subsequent Events***

The Company has evaluated subsequent events through March 4, 2022, the date that these Consolidated Financial Statements were available to be issued.

***Other Accounting Policies***

See the following notes for other accounting policies impacting the Company's Consolidated Financial Statements:

<b>Note</b>	<b>Title</b>
4	Revenue
5	Property, Plant, and Equipment
6	Asset Retirement Obligations
7	Regulatory Matters
8	Income Taxes
9	Fair Value
10	Financial and Other Derivative Instruments
14	Leases
16	Retirement Benefits and Trusteed Assets

**NOTE 3 — NEW ACCOUNTING PRONOUNCEMENTS**

***Recently Adopted Pronouncements***

In December 2019, the FASB issued ASU No. 2019-12, *Income Taxes (Topic 740) - Simplifying the Accounting for Income Taxes*. The amendments in this update simplify the accounting for income taxes by removing certain exceptions, and clarifying certain requirements regarding franchise taxes, goodwill, consolidated tax expenses, and annual effective tax rate calculations. The Company adopted the ASU effective January 1, 2021 using the modified retrospective and prospective approaches, where applicable. The adoption of the ASU did not have a significant impact on the Company's Consolidated Financial Statements.

In March 2020, the FASB issued ASU No. 2020-04, *Reference Rate Reform (Topic 848) - Facilitation of the Effects of Reference Rate Reform on Financial Reporting*, as amended. The amendments in this update provide optional expedients and exceptions for applying GAAP to contract modifications and hedging relationships, subject to meeting certain criteria, that reference LIBOR or another reference rate expected to be discontinued. The optional relief is temporary and cannot be applied to contract modifications and hedging relationships entered into or evaluated after December 31, 2022. The Company adopted the ASU and elected the optional expedients for contract modifications prospectively. The adoption of the ASU did not have a significant impact on the Company's Consolidated Financial Statements.

In August 2020, the FASB issued ASU No. 2020-06, *Debt - Debt with Conversion and Other Options (Subtopic 470-20) and Derivatives and Hedging - Contracts in Entity's Own Equity (Subtopic 815-40): Accounting for Convertible Instruments and Contracts in an Entity's Own Equity*. The amendments in this update simplify the accounting for certain financial instruments with characteristics of liabilities and equity, including convertible instruments and contracts indexed to and potentially settled in an entity's own equity. The Company adopted the ASU effective January 1, 2021 using the modified retrospective approach. The adoption of the ASU did not have a significant impact on the Company's Consolidated Financial Statements.

## DTE Gas Company

### Notes to Consolidated Financial Statements — (Continued)

#### *Recently Issued Pronouncements*

In July 2021, the FASB issued ASU No. 2021-05, *Leases (Topic 842): Lessors – Certain Leases with Variable Lease Payments*. The amendments in this update modify lease classification requirements for lessors, providing that lease contracts with variable lease payments that do not depend on a reference index or a rate should be classified as operating leases if they would have been classified as a sales-type or direct financing lease and resulted in the recognition of a selling loss at lease commencement. The ASU is effective for the Company for fiscal years beginning after December 15, 2021, and interim periods therein. The Company will apply the guidance prospectively. The Company is currently assessing the impact of this standard on its Consolidated Financial Statements.

In October 2021, the FASB issued ASU No. 2021-08, *Business Combinations (Topic 805), Accounting for Contract Assets and Contract Liabilities from Contracts with Customers*. The amendments in this update require contract assets and contract liabilities acquired in a business combination to be recognized and measured by the acquirer on the acquisition date in accordance with ASC 606, *Revenue from Contracts with Customers*. Historically, such amounts were recognized by the acquirer at fair value in acquisition accounting. The ASU is effective for the Company for fiscal years beginning after December 15, 2022, and interim periods therein. Early adoption is permitted. The Company will apply the guidance prospectively to acquisitions occurring on or after the effective date.

#### NOTE 4 — REVENUE

##### *Significant Accounting Policy*

Revenue is measured based upon the consideration specified in a contract with a customer at the time when performance obligations are satisfied. A performance obligation is a promise in a contract to transfer a distinct good or service or a series of distinct goods or services to the customer. The Company recognizes revenue when performance obligations are satisfied by transferring control over a product or service to a customer. The Company has determined control to be transferred when the product is delivered or the service is provided to the customer.

Rates for the Company include provisions to adjust billings for fluctuations in the cost of natural gas and certain other costs. Revenues are adjusted for differences between actual costs subject to reconciliation and the amounts billed in current rates. Under or over recovered revenues related to these cost recovery mechanisms are included in Regulatory assets or liabilities on the Company's Consolidated Statements of Financial Position and are recovered or returned to customers through adjustments to the billing factors.

##### *Disaggregation of Revenue*

The following is a summary of disaggregated revenues for the Company:

	2021	2020	2019
	(In millions)		
Gas sales	\$ 1,038	\$ 954	\$ 1,024
End User Transportation	234	218	219
Intermediate Transportation	82	79	78
Other <sup>(a)</sup>	178	145	141
Total Gas operating revenues <sup>(b)</sup>	<u>\$ 1,532</u>	<u>\$ 1,396</u>	<u>\$ 1,462</u>

(a) Includes revenue adjustments related to various regulatory mechanisms.

(b) Includes \$10 million, \$10 million, and \$8 million under Alternative Revenue Programs and \$6 million, \$8 million, and \$7 million of Other revenues, all outside the scope of Topic 606, for the years ended December 31, 2021, 2020, and 2019, respectively.

## DTE Gas Company

### Notes to Consolidated Financial Statements — (Continued)

#### *Nature of Goods and Services*

The Company has contracts with customers which may contain more than one performance obligation. When more than one performance obligation exists in a contract, the consideration under the contract is allocated to the performance obligations based on the relative standalone selling price. The Company generally determines standalone selling prices based on the prices charged to customers.

Under Topic 606, when a customer simultaneously receives and consumes the product or service provided, revenue is considered to be recognized over time. Alternatively, if it is determined that the criteria for recognition of revenue over time is not met, the revenue is considered to be recognized at a point in time.

Revenues are primarily comprised of the supply and delivery of natural gas, and other services including storage, transportation, and appliance maintenance. Revenues are primarily associated with cancellable contracts with the exception of certain long-term contracts with commercial and industrial customers. Revenues, including estimated unbilled amounts, are generally recognized over time based upon volumes delivered or through the passage of time ratably based upon providing a stand-ready service. The Company has determined that the above methods represent a faithful depiction of the transfer of control to the customer. Unbilled revenues are typically determined using both estimated meter volumes and estimated usage based upon the number of unbilled days and historical temperatures. Estimated unbilled amounts recognized in revenue are subject to adjustment in the following reporting period as actual volumes by customer class and service type are known. Revenues are typically subject to tariff rates or other rates subject to regulatory oversight and are billed and received monthly. Tariff rates are determined by the MPSC on a per unit or monthly basis.

#### *Transaction Price Allocated to the Remaining Performance Obligations*

In accordance with optional exemptions available under Topic 606, the Company did not disclose the value of unsatisfied performance obligations for (1) contracts with an original expected length of one year or less, (2) with the exception of fixed consideration, contracts for which revenue is recognized at the amount to which the Company has the right to invoice for goods provided and services performed, and (3) contracts for which variable consideration relates entirely to an unsatisfied performance obligation.

Such contracts consist of varying types of performance obligations, including the supply and delivery of energy related products and services. Contracts with variable volumes and/or variable pricing have also been excluded as the related consideration under the contract is variable at inception of the contract. Contract lengths vary from cancellable to multi-year.

The Company expects to recognize revenue for the following amounts related to fixed consideration associated with remaining performance obligations in each of the future periods noted:

	<b>(In millions)</b>
2022	\$ 93
2023	85
2024	76
2025	60
2026	54
2027 and thereafter	293
	<b>\$ 661</b>

**DTE Gas Company**  
**Notes to Consolidated Financial Statements — (Continued)**

**NOTE 5 — PROPERTY, PLANT, AND EQUIPMENT**

The following is a summary of Property, plant, and equipment by classification as of December 31:

	2021	2020
	(In millions)	
<b>Property, plant, and equipment</b>		
Distribution	\$ 4,900	\$ 4,517
Storage	593	576
Transmission and other	1,415	1,341
<b>Total</b>	<b>6,908</b>	<b>6,434</b>
<b>Accumulated depreciation and amortization</b>		
Distribution	(1,265)	(1,215)
Storage	(154)	(146)
Transmission and other	(426)	(403)
<b>Total</b>	<b>(1,845)</b>	<b>(1,764)</b>
<b>Net Property, plant, and equipment</b>	<b>\$ 5,063</b>	<b>\$ 4,670</b>

***AFUDC***

AFUDC represents the cost of financing construction projects, including the estimated cost of debt and authorized return-on-equity. The debt component is recorded as a reduction to Interest expense and the equity component is recorded as Other income on the Consolidated Statements of Operations. The AFUDC rates were 5.55%, 5.56%, and 5.56% for the years ended December 31, 2021, 2020, and 2019, respectively.

The following is a summary of AFUDC:

	Year Ended December 31,		
	2021	2020	2019
	(In millions)		
Allowance for debt funds used during construction	\$ 1	\$ 1	\$ 1
Allowance for equity funds used during construction	2	1	1
<b>Total</b>	<b>\$ 3</b>	<b>\$ 2</b>	<b>\$ 2</b>

***Depreciation and Amortization***

The composite depreciation rate for the Company was approximately 2.9%, 2.8%, and 2.7% in 2021, 2020, and 2019, respectively. The average estimated useful life for Distribution and Storage property was 49 and 58 years, respectively, at December 31, 2021. The estimated useful lives for Transmission and other utility assets range from 3 to 80 years.

The following is a summary of Depreciation and amortization expense:

	Year Ended December 31,		
	2021	2020	2019
	(In millions)		
Property, plant, and equipment	\$ 131	\$ 120	\$ 111
Regulatory liabilities	43	35	31
<b>Total</b>	<b>\$ 174</b>	<b>\$ 155</b>	<b>\$ 142</b>

**DTE Gas Company**

**Notes to Consolidated Financial Statements — (Continued)**

***Capitalized Software***

Capitalized software costs are classified as Property, plant, and equipment, and the related amortization is included in Accumulated depreciation and amortization on the Consolidated Statements of Financial Position. The Company capitalizes the costs associated with computer software developed or obtained for use in its business. The Company amortizes capitalized software costs on a straight-line basis over the expected period of benefit, ranging from 3 to 15 years.

The Company has the following balances for capitalized software:

	Year Ended December 31,		
	2021	2020	2019
	(In millions)		
Amortization expense of capitalized software	\$ 9	\$ 7	\$ 6
Gross carrying value of capitalized software	\$ 70	\$ 65	
Accumulated amortization of capitalized software	\$ 39	\$ 34	

**NOTE 6 — ASSET RETIREMENT OBLIGATIONS**

The Company has conditional retirement obligations for gas pipelines, certain service centers, compressor and gate stations. The Company recognizes such obligations as liabilities at fair market value when they are incurred, which generally is at the time the associated assets are placed in service. Fair value is measured using expected future cash outflows discounted at the Company's credit-adjusted risk-free rate. The Company recognizes in the Consolidated Statements of Operations removal costs in accordance with regulatory treatment. Any differences between costs recognized related to asset retirement and those reflected in rates are recognized as either a Regulatory asset or liability on the Consolidated Statements of Financial Position. Refer to Note 7 to the Consolidated Financial Statements, "Regulatory Matters," for further information regarding the Company's removal costs regulatory liability.

If a reasonable estimate of fair value cannot be made in the period in which the retirement obligation is incurred, such as for assets with indeterminate lives, the liability is recognized when a reasonable estimate of fair value can be made. Natural gas storage system and certain other distribution assets have an indeterminate life. Therefore, no liability has been recorded for these assets.

Changes to Asset retirement obligations for 2021, 2020, and 2019 were as follows:

	2021	2020	2019
	(In millions)		
Asset retirement obligations at January 1	\$ 170	\$ 163	\$ 156
Accretion	9	9	9
Liabilities settled	(2)	(2)	(2)
Asset retirement obligations at December 31	\$ 177	\$ 170	\$ 163

**NOTE 7 — REGULATORY MATTERS**

***Regulation***

The Company is subject to the regulatory jurisdiction of the MPSC, which issues orders pertaining to rates, recovery of certain costs, including the costs of regulatory assets, conditions of service, accounting, and operating-related matters. The Company operates natural gas storage and transportation facilities in Michigan as intrastate facilities regulated by the MPSC and provides intrastate storage and transportation services pursuant to an MPSC-approved tariff.

## DTE Gas Company

### Notes to Consolidated Financial Statements — (Continued)

The Company also provides interstate storage and transportation services in accordance with an Operating Statement on file with the FERC. The FERC's jurisdiction is limited and extends to the rates, non-discriminatory requirements, and terms and conditions applicable to storage and transportation provided by the Company in interstate markets. The FERC granted the Company authority to provide storage and related services in interstate commerce at market-based rates. The Company provides transportation services in interstate commerce at cost-based rates approved by the MPSC and filed with the FERC. The Company is also subject to the requirements of other regulatory agencies with respect to safety, environment, and health.

The Company is unable to predict the outcome of any unresolved regulatory matters discussed herein. Resolution of these matters is dependent upon future MPSC and FERC orders and appeals, which may materially impact the Consolidated Financial Statements of the Company.

#### ***Regulatory Assets and Liabilities***

The Company is required to record Regulatory assets and liabilities for certain transactions that would have been treated as revenue or expense in non-regulated businesses. Continued applicability of regulatory accounting treatment requires that rates be designed to recover specific costs of providing regulated services and be charged to and collected from customers. Future regulatory changes could result in the discontinuance of this accounting treatment for Regulatory assets and liabilities for some or all of the Company's businesses and may require the write-off of the portion of any Regulatory asset or liability that was no longer probable of recovery through regulated rates. Management believes that currently available facts support the continued use of Regulatory assets and liabilities and that all Regulatory assets and liabilities are recoverable or refundable in the current regulatory environment.

The following are balances and a brief description of the Regulatory assets and liabilities at December 31:

	2021	2020
	(In millions)	
<b>Assets</b>		
Recoverable pension and other postretirement costs		
Pension	\$ 316	\$ 461
Other postretirement costs	26	57
Deferred environmental costs	51	57
Recoverable Michigan income taxes	30	34
Energy Waste Reduction	20	19
Accrued GCR revenue	18	—
Energy Waste Reduction incentive	16	13
Unamortized loss on reacquired debt	13	14
Non-service pension and other postretirement costs	9	3
Recoverable income taxes related to AFUDC equity	7	7
Other	19	6
	<u>525</u>	<u>671</u>
Less amount included in Current Assets	(27)	(5)
	<u>\$ 498</u>	<u>\$ 666</u>
<b>Liabilities</b>		
Removal costs liability	\$ 396	\$ 421
Refundable federal income taxes	387	427
Non-service pension and other postretirement costs	45	32
Negative other postretirement offset	44	36
Accrued GCR refund	—	20
Other	2	5
	<u>874</u>	<u>941</u>
Less amount included in Current Liabilities	(1)	(21)
	<u>\$ 873</u>	<u>\$ 920</u>

## DTE Gas Company

### Notes to Consolidated Financial Statements — (Continued)

As noted below, certain Regulatory assets for which costs have been incurred have been included (or are expected to be included, for costs incurred subsequent to the most recently approved rate case) in the Company's rate base, thereby providing a return on invested costs (except as noted). Certain other Regulatory assets are not included in rate base but accrue recoverable carrying charges until surcharges to collect the assets are billed. Certain Regulatory assets do not result from cash expenditures and therefore do not represent investments included in rate base or have offsetting liabilities that reduce rate base.

#### ASSETS

- *Recoverable pension and other postretirement costs* — Accounting standards for pension and other postretirement benefit costs require, among other things, the recognition in Other comprehensive income of the actuarial gains or losses and the prior service costs that arise during the period but are not immediately recognized as components of net periodic benefit costs. The Company records the impact of actuarial gains or losses and prior service costs as Regulatory assets since the traditional rate setting process allows for the recovery of pension and other postretirement costs. The asset will reverse as the deferred items are amortized and recognized as components of net periodic benefit costs. Refer to Note 16 to the Consolidated Financial Statements, "Retirement Benefits and Trusteed Assets," for additional information regarding the changes in pension and other postretirement costs for the period and the impact on Regulatory assets.<sup>(a)</sup>
- *Deferred environmental costs* — The MPSC approved the deferral of investigation and remediation costs associated with former MGP sites. Amortization of deferred costs is over a ten-year period beginning in the year after costs were incurred, with recovery (net of any insurance proceeds) through base rate filings.<sup>(a)</sup>
- *Recoverable Michigan income taxes* — The State of Michigan enacted a corporate income tax resulting in the establishment of state deferred tax liabilities for DTE Energy's utilities. Offsetting Regulatory assets were also recorded as the impacts of the deferred tax liabilities will be reflected in rates as the related taxable temporary differences reverse and flow through current income tax expense.
- *Energy Waste Reduction* — Receivable for the under-recovery of energy waste reduction costs incurred by the Company which are recoverable through a surcharge.<sup>(a)</sup>
- *Accrued GCR revenue* — Receivable for the temporary under-recovery of and carrying costs on gas costs incurred by the Company which are recoverable through the GCR mechanism.
- *Energy Waste Reduction incentive* — The Company operates MPSC approved energy waste reduction programs designed to reduce overall energy usage by its customers. The Company is eligible to earn an incentive by exceeding statutory savings targets. The Company has consistently exceeded the savings targets and recognizes the incentive as a regulatory asset in the period earned.<sup>(a)</sup>
- *Unamortized loss on reacquired debt* — The unamortized discount, premium, and expense related to debt redeemed with a refinancing are deferred, amortized, and recovered over the life of the replacement issue.
- *Non-service pension and other postretirement costs* — Upon adoption of ASU 2017-07 on January 1, 2018, certain non-service pension and other postretirement costs are no longer capitalized into Property, Plant & Equipment. Such costs may be recorded to Regulatory assets for ratemaking purposes and recovered as amortization expense based on the composite depreciation rate for plant-in-service.
- *Recoverable income taxes related to AFUDC equity* — Accounting standards for income taxes require recognition of a deferred tax liability for the equity component of AFUDC. A regulatory asset is required for the future increase in taxes payable related to the equity component of AFUDC that will be recovered from customers through future rates over the remaining life of the related plant.

---

(a) Regulatory assets not earning a return or accruing carrying charges.



## DTE Gas Company

### Notes to Consolidated Financial Statements — (Continued)

#### **LIABILITIES**

- *Removal costs liability* — The amounts collected from customers to fund future asset removal activities in excess of removal costs incurred.
- *Refundable federal income taxes* — In December 2017, the TCJA was enacted and reduced the corporate income tax rate, effective January 1, 2018. The Company remeasured deferred taxes, resulting in a reduction to deferred tax liabilities, to reflect the impact of the TCJA on the cumulative temporary differences expected to reverse after the effective date. A regulatory liability was also recorded to offset the impact of the deferred tax remeasurement reflected in rates.
- *Non-service pension and other postretirement costs* — Upon adoption of ASU 2017-07 on January 1, 2018, certain non-service cost activity is no longer credited to Property, Plant & Equipment. Such costs may be recorded to Regulatory liabilities for ratemaking purposes and refunded through credits to amortization expense based on the composite depreciation rate for plant-in-service.
- *Negative other postretirement offset* — The Company's negative other postretirement costs are not included as a reduction to its authorized rates; therefore, the Company is accruing a Regulatory liability to eliminate the impact on earnings of the negative other postretirement expense accrual. The Regulatory liabilities will reverse to the extent the Company's other postretirement expense is positive in future years.
- *Accrued GCR refund* — Liability for the temporary over-recovery of and a return on gas costs incurred by the Company which are recoverable through the GCR mechanism.

#### **2021 Gas Rate Case Filing**

DTE Gas filed a rate case with the MPSC on February 12, 2021 requesting an increase in base rates of \$195 million based on a projected twelve-month period ending December 31, 2022. The requested increase in base rates was primarily due to an increase in net plant resulting from infrastructure investments and operating and maintenance expenses. The rate filing also requested an increase in return on equity from 9.9% to 10.25% and included projected changes in sales and working capital. On December 9, 2021, the MPSC issued an order approving an annual revenue increase of \$84 million for services rendered on or after January 1, 2022 and a return on equity of 9.9%.

#### **NOTE 8 — INCOME TAXES**

##### ***Income Tax Summary***

The Company is part of the consolidated federal income tax return of DTE Energy. DTE Energy and its subsidiaries file consolidated and/or separate company income tax returns in various states and localities, including a consolidated return in the State of Michigan. The Company is part of the Michigan consolidated income tax return of DTE Energy. The federal, state, and local income tax expense for the Company is determined on an individual company basis with no allocation of tax expenses or benefits from other affiliates of DTE Energy. The Company had income tax receivables from DTE Energy of \$15 million and \$26 million at December 31, 2021 and 2020, respectively, which is included in Accounts receivable - Affiliates on the Consolidated Statements of Financial Position.

## DTE Gas Company

### Notes to Consolidated Financial Statements — (Continued)

Total Income Tax Expense varied from the statutory federal income tax rate for the following reasons for the years ended December 31:

	2021	2020	2019
	(In millions)		
Income Before Income Taxes	\$ 251	\$ 233	\$ 249
Income tax expense at 21% statutory rate	\$ 53	\$ 49	\$ 52
State and local income taxes, net of federal benefit	15	14	15
TCJA regulatory liability amortization	(30)	(14)	(3)
Other, net	—	(2)	(1)
Income Tax Expense	\$ 38	\$ 47	\$ 63
Effective income tax rate	14.9 %	20.2 %	25.3 %

Components of Income Tax Expense were as follows for the years ended December 31:

	2021	2020	2019
	(In millions)		
Current income tax expense			
Federal	\$ 11	\$ 4	\$ 7
State and other income tax	—	—	2
Total current income taxes	11	4	9
Deferred income tax expense			
Federal	8	25	37
State and other income tax	19	18	17
Total deferred income taxes	27	43	54
	\$ 38	\$ 47	\$ 63

Deferred tax assets and liabilities are recognized for the estimated future tax effect of temporary differences between the tax basis of assets or liabilities and the reported amounts in the Consolidated Financial Statements.

Deferred tax assets (liabilities) were comprised of the following at December 31:

	2021	2020
	(In millions)	
Property, plant, and equipment	\$ (682)	\$ (630)
Regulatory assets and liabilities	(62)	(54)
Pension and benefits	(65)	(60)
State net operating loss carry-forwards	9	8
Other, net	36	37
Long-term deferred income tax liabilities	\$ (764)	\$ (699)
Deferred income tax assets	\$ 152	\$ 155
Deferred income tax liabilities	(916)	(854)
	\$ (764)	\$ (699)

The Company has state and local deferred tax assets related to net operating loss carry-forwards of \$9 million and \$8 million at December 31, 2021 and 2020, respectively. The state and local net operating loss carry-forwards begin to expire in 2029. The Company does not have a valuation allowance with respect to any of these deferred tax assets.

In assessing the realizability of deferred tax assets, the Company considers whether it is more likely than not that some portion or all of the deferred tax assets will not be realized. The ultimate realization of deferred tax assets is dependent upon the generation of future taxable income during the periods in which those temporary differences become deductible.

## DTE Gas Company

### Notes to Consolidated Financial Statements — (Continued)

#### *Uncertain Tax Positions*

The Company had approximately \$1 million of unrecognized tax benefits at December 31, 2021 and 2020, that, if recognized, would favorably impact its effective tax rate. The Company does not anticipate any material changes to the unrecognized tax benefits in the next twelve months.

The Company recognizes interest and penalties pertaining to income taxes in Interest expense and Other expenses, respectively, on its Consolidated Statements of Operations. The Company had \$1 million of accrued interest at December 31, 2021 and 2020. The Company recognized interest expense related to income taxes of a nominal amount in 2021, 2020, and 2019. The Company has not accrued any penalties pertaining to income taxes.

In 2021, DTE Energy, including DTE Gas, settled a federal tax audit for the 2019 tax year. DTE Energy's federal income tax returns for 2020 and subsequent years remain subject to examination by the Internal Revenue Service. DTE Energy's Michigan Business Tax returns for the years 2008-2011 and Michigan Corporate Income Tax returns for the year 2017 and subsequent years remain subject to examination by the State of Michigan. DTE Energy also files tax returns in numerous state and local jurisdictions with varying statutes of limitation.

#### **NOTE 9 — FAIR VALUE**

Fair value is defined as the price that would be received to sell an asset or paid to transfer a liability in an orderly transaction between market participants at the measurement date in a principal or most advantageous market. Fair value is a market-based measurement that is determined based on inputs, which refer broadly to assumptions that market participants use in pricing assets or liabilities. These inputs can be readily observable, market corroborated, or generally unobservable inputs. The Company makes certain assumptions it believes that market participants would use in pricing assets or liabilities, including assumptions about risk, and the risks inherent in the inputs to valuation techniques. Credit risk of the Company and its counterparties is incorporated in the valuation of assets and liabilities through the use of credit reserves, the impact of which was immaterial at December 31, 2021 and 2020. The Company believes it uses valuation techniques that maximize the use of observable market-based inputs and minimize the use of unobservable inputs.

A fair value hierarchy has been established that prioritizes the inputs to valuation techniques used to measure fair value in three broad levels. The fair value hierarchy gives the highest priority to quoted prices (unadjusted) in active markets for identical assets or liabilities (Level 1) and the lowest priority to unobservable inputs (Level 3). In some cases, the inputs used to measure fair value might fall in different levels of the fair value hierarchy. All assets and liabilities are required to be classified in their entirety based on the lowest level of input that is significant to the fair value measurement in its entirety. Assessing the significance of a particular input may require judgment considering factors specific to the asset or liability and may affect the valuation of the asset or liability and its placement within the fair value hierarchy. The Company classifies fair value balances based on the fair value hierarchy defined as follows:

- *Level 1* — Consists of unadjusted quoted prices in active markets for identical assets or liabilities that the Company has the ability to access as of the reporting date.
- *Level 2* — Consists of inputs other than quoted prices included within Level 1 that are directly observable for the asset or liability or indirectly observable through corroboration with observable market data.
- *Level 3* — Consists of unobservable inputs for assets or liabilities whose fair value is estimated based on internally developed models or methodologies using inputs that are generally less readily observable and supported by little, if any, market activity at the measurement date. Unobservable inputs are developed based on the best available information and subject to cost-benefit constraints.

## DTE Gas Company

### Notes to Consolidated Financial Statements — (Continued)

As of December 31, 2021 and 2020, the Company had \$5 million and \$4 million of equity securities, respectively, which are recorded at fair value on a recurring basis and classified as Level 1 assets. These assets, which exclude the cash surrender value of life insurance investments, are included in Other investments on the Consolidated Statements of Financial Position for both periods.

The following table presents the carrying amount and fair value of financial instruments:

	December 31, 2021				December 31, 2020			
	Carrying Amount	Fair Value			Carrying Amount	Fair Value		
		Level 1	Level 2	Level 3		Level 1	Level 2	Level 3
	(In millions)							
Notes receivable — affiliates	\$ —	\$ —	\$ —	\$ —	\$ 1	\$ —	\$ —	\$ 1
Notes receivable — other, excluding lessor finance leases	\$ 11	\$ —	\$ —	\$ 11	\$ 9	\$ —	\$ —	\$ 9
Short-term borrowings — affiliates	\$ 9	\$ —	\$ —	\$ 9	\$ 167	\$ —	\$ —	\$ 167
Short-term borrowings — other	\$ 210	\$ —	\$ 210	\$ —	\$ —	\$ —	\$ —	\$ —
Long-term debt <sup>(a)</sup>	\$ 2,056	\$ —	\$ 1,187	\$ 1,058	\$ 1,901	\$ —	\$ 1,179	\$ 1,019

(a) Carrying value includes unamortized debt discounts and issuance costs.

For further fair value information on financial and derivative instruments, see Note 10 to the Consolidated Financial Statements, "Financial and Other Derivative Instruments."

#### NOTE 10 — FINANCIAL AND OTHER DERIVATIVE INSTRUMENTS

The Company recognizes all derivatives at their fair value as Derivative assets or liabilities on the Consolidated Statements of Financial Position unless they qualify for certain scope exceptions, including the normal purchases and normal sales exception. Further, derivatives that qualify and are designated for hedge accounting are classified as either hedges of a forecasted transaction or the variability of cash flows to be received or paid related to a recognized asset or liability (cash flow hedge); or as hedges of the fair value of a recognized asset or liability or of an unrecognized firm commitment (fair value hedge). For cash flow hedges, the derivative gain or loss is deferred in Accumulated other comprehensive income (loss) and later reclassified into earnings when the underlying transaction occurs. For fair value hedges, changes in fair values for the derivative and hedged item are recognized in earnings each period. For derivatives that do not qualify or are not designated for hedge accounting, changes in fair value are recognized in earnings each period.

The Company's primary market risk exposure is associated with commodity prices, credit, and interest rates. The Company has risk management policies to monitor and manage market risks. The Company purchases, stores, transports, distributes, and sells natural gas, and buys and sells transportation and storage capacity. The Company has fixed-priced contracts for portions of its expected natural gas supply requirements through March 2024. Substantially all of these contracts meet the normal purchases and normal sales exception and are therefore accounted for under the accrual method. Forward transportation and storage contracts are generally not derivatives and are therefore accounted for under the accrual method.

#### NOTE 11 — LONG-TERM DEBT

##### *Long-Term Debt*

The Company's long-term debt outstanding and interest rates of debt outstanding at December 31 were:

**DTE Gas Company**  
**Notes to Consolidated Financial Statements — (Continued)**

	Interest Rate <sup>(a)</sup>	Maturity Date	2021	2020
(In millions)				
Mortgage Bonds and Senior Notes, Principally Secured	3.9%	2023 - 2051	2,065	1,910
Unamortized debt issuance costs			(9)	(9)
			<u>\$ 2,056</u>	<u>\$ 1,901</u>

(a) Weighted average interest rate as of December 31, 2021.

**Debt Issuances**

In 2021, the following debt was issued:

Month	Type	Interest Rate	Maturity	Amount
(In millions)				
November	Mortgage bonds <sup>(a)</sup>	2.07%	2031	\$ 60
November	Mortgage bonds <sup>(a)</sup>	2.85%	2051	95
				<u>\$ 155</u>

(a) Proceeds used for the repayment of short-term borrowings and general corporate purposes, including capital expenditures.

The following table shows scheduled debt maturities, excluding any unamortized discount or premium on debt:

	2022	2023	2024	2025	2026	2027 and Thereafter	Total
(In millions)							
Amount to mature	\$ —	\$ 75	\$ —	\$ 70	\$ —	\$ 1,920	\$ 2,065

**Cross Default Provisions**

Substantially all of the net properties of the Company are subject to the lien of mortgages. Should the Company fail to timely pay its indebtedness under these mortgages, such failure may create cross defaults in the indebtedness of DTE Energy.

**NOTE 12 — PREFERRED AND PREFERENCE SECURITIES**

As of December 31, 2021, the Company's authorized and unissued stock included 7 million shares of preferred stock with a par value of \$1 per share and 4 million shares of preference stock with a par value of \$1 per share.

**NOTE 13 — SHORT-TERM CREDIT ARRANGEMENTS AND BORROWINGS**

The Company has a \$300 million unsecured revolving credit agreement that can be used for general corporate borrowings but is intended to provide liquidity support for the Company's commercial paper program. Borrowings under the revolver are available at prevailing short-term interest rates. The facility will expire in April 2025, except for \$13 million of availability that will expire in April 2024. As of December 31, 2021, the Company had \$210 million of commercial paper issuances outstanding and no revolver borrowings.

## DTE Gas Company

### Notes to Consolidated Financial Statements — (Continued)

The unsecured revolving credit agreement requires the Company to maintain a total funded debt to capitalization ratio of no more than 0.65 to 1. In the agreement, "total funded debt" means all indebtedness of the Company and its consolidated subsidiaries, including finance lease obligations, hedge agreements, and guarantees of third parties' debt, but excluding contingent obligations, nonrecourse and junior subordinated debt, and, except for calculations at the end of the second quarter, certain short-term debt. "Capitalization" means the sum of (a) total funded debt plus (b) "consolidated net worth," which is equal to consolidated total equity of the Company and its consolidated subsidiaries (excluding pension effects under certain FASB statements), as determined in accordance with accounting principles generally accepted in the United States of America. At December 31, 2021, the total funded debt to total capitalization ratio for the Company was 0.48 to 1 and was in compliance with this financial covenant.

The weighted average interest rate for short-term borrowings was 0.2% at December 31, 2021. There were no short-term borrowings outstanding with third parties as of December 31, 2020. For information related to affiliate short-term borrowings, refer to Note 17 to the Consolidated Financial Statements, "Related Party Transactions."

#### NOTE 14 — LEASES

The Company leases a portion of its pipeline system through a finance lease contract that has been renewed through 2025, with additional renewal options reasonably certain to be exercised through 2040. The residual value has been determined using the estimated economic life of the leased asset. The lease does not contain a residual value guarantee. Any remaining residual value is expected to be recovered through rates or renewals.

A lease is deemed to exist when the Company has provided other parties with the right to control the use of identified property, plant or equipment, as conveyed through a contract, for a certain period of time and consideration received. The right to control is deemed to occur when the Company has provided other parties with the right to obtain substantially all of the economic benefits of the identified assets and the right to direct the use of such assets.

The components of the Company's net investment in the finance lease for remaining periods at December 31, 2021 are as follows:

	<b>(In millions)</b>
2022	\$ 4
2023	4
2024	4
2025	4
2026	4
2027 and thereafter	45
<b>Total minimum future lease receipts</b>	<b>65</b>
Residual value of leased pipeline	17
<b>Less unearned income</b>	<b>44</b>
Net investment in finance lease	38
<b>Less current portion</b>	<b>1</b>
	<b>\$ 37</b>

Interest income recognized under the finance lease was \$3 million, \$4 million, and \$4 million for the years ended December 31, 2021, 2020, and 2019, respectively.

**DTE Gas Company**  
**Notes to Consolidated Financial Statements — (Continued)**

**NOTE 15 — COMMITMENTS AND CONTINGENCIES**

***Environmental***

*Air* — In June 2020, DTE Energy expanded its net zero goal to include DTE Gas by committing to reduce greenhouse gas emissions to net zero by 2050 from procurement of natural gas and within DTE Gas operations. DTE Gas is working to source gas with lower methane intensity, reduce emissions through its gas main renewal and pipeline integrity programs, and if necessary, use carbon offsets to achieve net zero. DTE Gas also committed to helping its customers reduce their emissions from natural gas by 35% by 2050. To support this goal, DTE Gas launched its CleanVision Natural Gas Balance program in January 2021 that offers customers a way to reduce their carbon footprint using carbon offsets and renewable natural gas. The carbon offset program is focused on protecting Michigan forests that naturally absorb carbon dioxide.

*Contaminated and Other Sites* — Prior to the construction of major interstate natural gas pipelines, gas for heating and other uses was manufactured locally from processes involving coal, coke, or oil. The facilities, which produced gas, have been designated as MGP sites. The Company owns or previously owned 14 former MGP sites. Investigations have revealed contamination related to the by-products of gas manufacturing at each site. Cleanup of eight of the MGP sites is complete, and the sites are closed. The Company has also completed partial closure of four additional sites. Cleanup activities associated with the remaining sites will continue over the next several years. The MPSC has established a cost deferral and rate recovery mechanism for investigation and remediation costs incurred at former MGP sites. In addition to the MGP sites, the Company is also in the process of cleaning up other contaminated sites, including gate stations, gas pipeline releases, and underground storage tank locations. As of December 31, 2021 and 2020, the Company had \$24 million accrued for remediation. These costs are not discounted to their present value. Any change in assumptions, such as remediation techniques, nature and extent of contamination, and regulatory requirements, could impact the estimate of remedial action costs for the sites and affect the Company's financial position and cash flows. The Company anticipates the cost amortization methodology approved by the MPSC, which allows for amortization of the MGP costs over a ten-year period beginning with the year subsequent to the year the MGP costs were incurred, will prevent the associated investigation and remediation costs from having a material adverse impact on the Company's results of operations.

***Guarantees***

In certain limited circumstances, the Company enters into contractual guarantees. The Company may guarantee another entity's obligation in the event it fails to perform and may provide guarantees in certain indemnification agreements. The Company may also provide indirect guarantees for the indebtedness of others.

***Labor Contracts***

There are several bargaining units for the Company's approximate 1,200 represented employees, which represents 65% of the Company's total employees. None of the represented employees have contracts expiring within one year.

## DTE Gas Company

### Notes to Consolidated Financial Statements — (Continued)

#### *Purchase Commitments*

As of December 31, 2021, the Company was party to numerous long-term purchase commitments relating to a variety of goods and services required for its business. These agreements primarily consist of long-term natural gas purchase and transportation agreements. The Company estimates the following commitments from 2022 through 2051, as detailed in the following table:

	<b>(In millions)</b>
2022	\$ 342
2023	271
2024	158
2025	41
2026	92
2027 and thereafter	158
	<u>\$ 1,062</u>

The Company has made certain commitments in connection with 2022 annual capital expenditures that are expected to be approximately \$670 million.

#### *COVID-19 Pandemic*

The Company has been actively monitoring the impact of the COVID-19 pandemic on supply chains, markets, counterparties, and customers, and any related impacts on operating costs, customer demand, and recoverability of assets that could materially impact the Company's financial results.

In 2020, COVID-19 resulted in incremental operating expenses for personal protective equipment and other health and safety related matters. These costs were not significant and continued to be immaterial in 2021.

In consideration of these limited impacts and any expected impacts to future performance and cash flows resulting from the COVID-19 pandemic, there have been no material adjustments or reserves deemed necessary as of December 31, 2021.

The Company cannot predict the future impacts of the COVID-19 pandemic on the Consolidated Financial Statements, as developments involving COVID-19 and its related effects on economic and operating conditions remain highly uncertain.

#### *Other Contingencies*

The Company is involved in certain other legal, regulatory, administrative, and environmental proceedings before various courts, arbitration panels, and governmental agencies concerning claims arising in the ordinary course of business. These proceedings include certain contract disputes, additional environmental reviews and investigations, audits, inquiries from various regulators, and pending judicial matters. The Company cannot predict the final disposition of such proceedings. The Company regularly reviews legal matters and records provisions for claims that it can estimate and are considered probable of loss. The resolution of these pending proceedings is not expected to have a material effect on the Consolidated Financial Statements in the periods they are resolved.

For a discussion of contingencies related to regulatory matters, see Note 7 to the Consolidated Financial Statements, "Regulatory Matters."



**DTE Gas Company**  
**Notes to Consolidated Financial Statements — (Continued)**

**NOTE 16 — RETIREMENT BENEFITS AND TRUSTEED ASSETS**

The Company participates in various plans that provide defined benefit pension and other postretirement benefits for DTE Energy and its affiliates. The plans are primarily sponsored by DTE Energy's subsidiary, DTE Energy Corporate Services, LLC, and cover substantially all employees of the Company.

The table below represents pension and other postretirement benefit plans which the Company's eligible represented and non-represented employees participated at December 31, 2021:

	Represented	Non-represented
<b>Qualified Pension Plans</b>		
DTE Energy Company Retirement Plan		X
DTE Gas Company Retirement Plan for Employees Covered by Collective Bargaining Agreements	X	
<b>Non-qualified Pension Plans</b>		
DTE Energy Company Supplemental Retirement Plan <sup>(a)</sup>	X	X
<b>Other Postretirement Benefit Plans</b>		
The DTE Energy Company Comprehensive Non-Health Welfare Plan	X	X
The DTE Energy Company Comprehensive Retiree Group Health Care Plan	X	X
DTE Supplemental Retiree Benefit Plan	X	X
DTE Energy Company Retiree Reimbursement Arrangement Plan	X	X

(a) Sponsored by DTE Energy Company

The Company accounts for its participation in the represented qualified pension plan by applying single-employer accounting. Non-represented participation in qualified pension plans, and non-represented and represented participation in non-qualified pension plans are accounted for by applying multiemployer accounting. Participation in other postretirement benefit plans is accounted for by applying multiple-employer accounting. Within multiemployer and multiple-employer plans, participants pool plan assets for investment purposes and to reduce the cost of plan administration. The primary difference between plan types is assets contributed in multiemployer plans can be used to provide benefits for all participating employers, while assets contributed within a multiple-employer plan are restricted for use by the contributing employer. Plan participants of all plans are solely DTE Energy and affiliate participants.

***Pension Plan Benefits***

DTE Energy has qualified defined benefit retirement plans for eligible represented and non-represented employees. The plans are noncontributory and provide traditional retirement benefits based on the employee's years of benefit service, average final compensation, and age at retirement. In addition, certain represented and non-represented employees are covered under cash balance provisions that determine benefits on annual employer contributions and interest credits. DTE Energy also maintains supplemental non-qualified, noncontributory, retirement benefit plans for selected management employees. These plans provide for benefits that supplement those provided by DTE Energy's other retirement plans.

Represented net pension cost includes the following components for the years ended December 31:

	2021	2020	2019
	(In millions)		
Service cost	\$ 16	\$ 14	\$ 12
Interest cost	20	22	25
Expected return on plan assets	(41)	(39)	(36)
Amortization of:			
Net actuarial loss	22	18	11
Settlements	12	—	—
Net pension cost	\$ 29	\$ 15	\$ 12

**DTE Gas Company**  
**Notes to Consolidated Financial Statements — (Continued)**

	2021	2020
	(In millions)	
<b>Other changes in plan assets and benefit obligations recognized in Regulatory assets</b>		
Net actuarial (gain) loss	\$ (59)	\$ 34
Amortization of net actuarial loss and settlements	(34)	(18)
Total recognized in Regulatory assets	<u>\$ (93)</u>	<u>\$ 16</u>
Total recognized in net periodic pension cost and Regulatory assets	<u>\$ (64)</u>	<u>\$ 31</u>

The following table reconciles the represented plan obligations, assets, and funded status as well as the amounts recognized as Prepaid pension costs - affiliates or Accrued pension liability - affiliates in the Consolidated Statements of Financial Position at December 31:

	2021	2020
	(In millions)	
<b>Accumulated benefit obligation, end of year</b>	<u>\$ 579</u>	<u>\$ 649</u>
<b>Change in projected benefit obligation</b>		
Projected benefit obligation, beginning of year	\$ 746	\$ 661
Service cost	16	14
Interest cost	20	22
Actuarial (gain) loss	(47)	90
Settlements	(46)	—
Benefits paid	(27)	(41)
Projected benefit obligation, end of year	<u>\$ 662</u>	<u>\$ 746</u>
<b>Change in plan assets</b>		
Plan assets at fair value, beginning of year	\$ 646	\$ 571
Actual return on plan assets	54	94
Company contributions	—	22
Settlements	(46)	—
Benefits paid	(27)	(41)
Plan assets at fair value, end of year	<u>\$ 627</u>	<u>\$ 646</u>
Funded status of the plans	<u>\$ (35)</u>	<u>\$ (100)</u>
Amount recorded as:		
Noncurrent liabilities	\$ (35)	\$ (100)
<b>Amounts recognized in Regulatory assets<sup>(a)</sup></b>		
Net actuarial loss	\$ 165	\$ 259
Prior service credit	(1)	(2)
	<u>\$ 164</u>	<u>\$ 257</u>

(a) See Note 7 to the Consolidated Financial Statements, "Regulatory Matters," which includes Regulatory assets related to both represented and non-represented pension plans.

The decrease in the Company's pension benefit obligation for the year ended December 31, 2021 was primarily due to an actuarial gain driven by an increase in discount rates, as well as settlements arising from higher lump-sum payments to retirees during the year. The increase in the Company's pension benefit obligation for the year ended December 31, 2020 was primarily due to an actuarial loss, which was primarily driven by a decrease in discount rates.

## DTE Gas Company

### Notes to Consolidated Financial Statements — (Continued)

The Company's policy is to fund pension costs by contributing amounts consistent with the provisions of the Pension Protection Act of 2006 and additional amounts when it deems appropriate. In 2020, the Company paid DTE Energy cash consideration of \$22 million to fund a contribution of DTE Energy common stock to the represented qualified pension plans. The Company also made a contribution of \$50 million to the represented qualified plans in 2019. No contributions were made to the represented qualified pension plans in 2021 or to any non-represented plans in 2021, 2020, and 2019.

At the discretion of management and depending upon financial market conditions, the Company anticipates making up to \$7 million in contributions to the represented pension plans and no contributions to the non-represented plans in 2022. In addition, the Company anticipates transferring \$50 million from its non-represented qualified plans to DTE Electric in 2022.

DTE Energy's subsidiaries accounted for under multiemployer guidance are responsible for their share of qualified and non-qualified pension benefit costs. The Company's allocated portion of pension benefit costs for non-represented plans included in capital expenditures and regulatory liabilities were \$5 million, \$1 million, and \$1 million for the years ended December 31, 2021, 2020, and 2019, respectively. These amounts include recognized contractual termination benefit charges, curtailment gains, and settlement charges.

At December 31, 2021, the benefits related to represented qualified pension plans expected to be paid in each of the next five years and in the aggregate for the five fiscal years thereafter are as follows:

	(In millions)
2022	\$ 29
2023	31
2024	31
2025	32
2026	33
2027-2031	175
<b>Total</b>	<b>\$ 331</b>

Assumptions used in determining the projected benefit obligation and net pension costs for the represented plans for the years ended December 31 were:

	2021	2020	2019
<b>Projected benefit obligation</b>			
Discount rate	3.04%	2.74%	3.42%
Rate of compensation increase	3.90%	3.90%	3.80%
Cash balance interest crediting rate	2.40%	2.00%	3.30%
<b>Net pension costs</b>			
Discount rate	2.74%	3.42%	4.51%
Rate of compensation increase	3.90%	3.80%	3.80%
Expected long-term rate of return on plan assets	7.00%	7.10%	7.30%
Cash balance interest crediting rate	2.00%	3.30%	3.70%

The Company employs a formal process in determining the long-term rate of return for various asset classes. Management reviews historic financial market risks and returns and long-term historic relationships between the asset classes of equities, fixed income, and other assets, consistent with the widely accepted capital market principle that asset classes with higher volatility generate a greater return over the long-term. Current market factors such as inflation, interest rates, asset class risks, and asset class returns are evaluated and considered before long-term capital market assumptions are determined. The long-term portfolio return is also established employing a consistent formal process, with due consideration of diversification, active investment management, and rebalancing. Peer data is reviewed to check for reasonableness. As a result of this process, the Company has a long-term rate of return assumption for its represented pension plan of 6.80% for 2022. The Company believes this rate is a reasonable assumption for the long-term rate of return on plan assets for 2022 given the current investment strategy.

## DTE Gas Company

### Notes to Consolidated Financial Statements — (Continued)

The DTE Energy Company Affiliates Employee Benefit Plans Master Trust employs a liability driven investment program whereby the characteristics of plan liabilities are considered when determining investment policy. Risk tolerance is established through consideration of future plan cash flows, plan funded status, and corporate financial considerations. The investment portfolio contains a diversified blend of equity, fixed income, and other investments. Furthermore, equity investments are diversified across U.S. and non-U.S. stocks, and large and small market capitalization. Fixed income investments generally include U.S. Treasuries, diversified corporate bonds, bank loans, mortgage-backed securities, and other governmental debt. Other investments are used to enhance long-term returns while improving portfolio diversification. Derivatives may be utilized in a risk-controlled manner, to potentially increase the portfolio beyond the market value of invested assets and/or reduce portfolio investment risk. Investment risk is measured and monitored on an ongoing basis through annual liability measurements, periodic asset/liability studies, and quarterly investment portfolio reviews.

Target allocations for the represented pension plan assets as of December 31, 2021 are listed below:

U.S. Large Capitalization (Cap) Equity Securities	13 %
U.S. Small Cap and Mid Cap Equity Securities	3
Non-U.S. Equity Securities	13
Fixed Income Securities	48
Hedge Funds and Similar Investments	11
Private Equity and Other	12
	<u>100 %</u>

The following table provides the fair value measurement amounts for represented pension plan assets at December 31, 2021 and 2020<sup>(a)</sup>:

	December 31, 2021				December 31, 2020			
	Level 1	Level 2	Other <sup>(b)</sup>	Total	Level 1	Level 2	Other <sup>(b)</sup>	Total
	(In millions)							
<b>Asset category:</b>								
Short-term Investments <sup>(c)</sup>	\$ 13	\$ —	\$ —	\$ 13	\$ 11	\$ —	\$ —	\$ 11
Equity Securities								
Domestic <sup>(d)</sup>	18	—	86	104	19	—	129	148
International <sup>(e)</sup>	10	—	67	77	12	—	93	105
Fixed Income Securities								
Governmental <sup>(f)</sup>	107	9	—	116	54	11	—	65
Corporate <sup>(g)</sup>	—	167	—	167	—	165	—	165
Hedge Funds and Similar Investments <sup>(h)</sup>	16	7	42	65	28	7	48	83
Private Equity and Other <sup>(i)</sup>	—	—	85	85	—	—	69	69
<b>Total</b>	<u>\$ 164</u>	<u>\$ 183</u>	<u>\$ 280</u>	<u>\$ 627</u>	<u>\$ 124</u>	<u>\$ 183</u>	<u>\$ 339</u>	<u>\$ 646</u>

**DTE Gas Company**  
**Notes to Consolidated Financial Statements — (Continued)**

- (a) For a description of levels within the fair value hierarchy, see Note 9 to the Consolidated Financial Statements, "Fair Value."
- (b) Amounts represent assets valued at NAV as a practical expedient for fair value.
- (c) This category predominantly represents certain short-term fixed income securities and money market investments that are managed in separate accounts or commingled funds. Pricing for investments in this category are obtained from quoted prices in actively traded markets.
- (d) This category represents portfolios of large, medium and small capitalization domestic equities. Investments in this category include exchange-traded securities for which unadjusted quoted prices can be obtained and exchange-traded securities held in a commingled fund classified as NAV assets.
- (e) This category primarily consists of portfolios of non-U.S. developed and emerging market equities. Investments in this category include exchange-traded securities for which unadjusted quoted prices can be obtained and exchange-traded securities held in a commingled fund classified as NAV assets.
- (f) This category includes U.S. Treasuries, bonds, and other governmental debt. Pricing for investments in this category is obtained from quoted prices in actively traded markets and quotations from broker or pricing services.
- (g) This category primarily consists of corporate bonds from diversified industries, bank loans, and mortgage backed securities. Pricing for investments in this category is obtained from quotations from broker or pricing services.
- (h) This category utilizes a diversified group of strategies that attempt to capture uncorrelated sources of return and includes publicly traded mutual funds, insurance-linked and asset-backed securities, commingled funds and limited partnership funds. Pricing for mutual funds in this category is obtained from quoted prices in actively traded markets. Pricing for insurance-linked and asset-backed securities is obtained from quotations from broker or pricing services. Commingled funds and limited partnership funds are classified as NAV assets.
- (i) This category includes a diversified group of funds and strategies that primarily invests in private equity partnerships. This category also includes investments in private real estate and private debt. All investments in this category are classified as NAV assets.

The pension trust holds debt and equity securities directly and indirectly through commingled funds. Exchange-traded debt and equity securities held directly, as well as publicly traded commingled funds, are valued using quoted market prices in actively traded markets. Non-publicly traded commingled funds hold exchange-traded equity or debt securities and are valued based on stated NAVs. Non-exchange traded fixed income securities are valued by the trustee based upon quotations available from brokers or pricing services. A primary price source is identified by asset type, class, or issue for each security. The trustee monitors prices supplied by pricing services and may use a supplemental price source or change the primary price source of a given security if the trustee challenges an assigned price and determines that another price source is considered to be preferable. The Company has obtained an understanding of how these prices are derived, including the nature and observability of the inputs used in deriving such prices.

***Other Postretirement Benefits***

The Company participates in defined benefit plans sponsored by the LLC that provide certain other postretirement health care and life insurance benefits for employees who are eligible for these benefits. The Company's policy is to fund certain trusts to meet its other postretirement benefit obligations. The Company did not make a contribution to the defined benefit other postretirement medical and life insurance benefit plans during 2021 and does not anticipate making any contributions to the trusts in 2022.

The Company also offers a defined contribution VEBA for eligible represented and non-represented employees, in lieu of defined benefit post-employment health care benefits, and allocates a fixed amount per year to an account in a defined contribution VEBA for each employee. These accounts are managed either by the Company (for non-represented and certain represented groups) or by the Utility Workers of America (UWUA) for Local 223 employees. Contributions to the VEBA for these accounts were \$2 million in 2021, 2020 and 2019.

The Company also contributes a fixed amount to a Retiree Reimbursement Account for current and future non-represented and represented retirees, spouses, and surviving spouses when the youngest of the retiree's covered household becomes eligible for Medicare Part A based on age. The amount of the annual allocation to each participant is determined by the employee's retirement date and increases each year for each eligible participant at the lower of the rate of medical inflation or 2%.

**DTE Gas Company**

**Notes to Consolidated Financial Statements — (Continued)**

Net other postretirement credit includes the following components for the years ended December 31:

	2021	2020	2019
	(In millions)		
Service cost	\$ 7	\$ 6	\$ 5
Interest cost	11	13	16
Expected return on plan assets	(40)	(41)	(33)
Amortization of:			
Net actuarial loss	8	5	2
Prior service credit	(6)	(5)	(2)
Net other postretirement credit	<u>\$ (20)</u>	<u>\$ (22)</u>	<u>\$ (12)</u>

	2021	2020
	(In millions)	
<b>Other changes in plan assets and accumulated postretirement benefit obligation recognized in Regulatory assets</b>		
Net actuarial gain	\$ (30)	\$ (13)
Amortization of net actuarial loss	(8)	(5)
Prior service cost	1	—
Amortization of prior service credit	6	5
Total recognized in Regulatory assets	<u>\$ (31)</u>	<u>\$ (13)</u>
Total recognized in net periodic benefit cost and Regulatory assets	<u>\$ (51)</u>	<u>\$ (35)</u>

The following table reconciles the obligations, assets, and funded status of the plans including amounts recorded as Prepaid postretirement costs - affiliates or Accrued postretirement liability — affiliates in the Consolidated Statements of Financial Position at December 31:

	2021	2020
	(In millions)	
<b>Change in accumulated postretirement benefit obligation</b>		
Accumulated postretirement benefit obligation, beginning of year	\$ 417	\$ 397
Service cost	7	6
Interest cost	11	13
Actuarial (gain) loss	(22)	20
Benefits paid	(20)	(19)
Accumulated postretirement benefit obligation, end of year	<u>\$ 393</u>	<u>\$ 417</u>
<b>Change in plan assets</b>		
Plan assets at fair value, beginning of year	\$ 637	\$ 581
Actual return on plan assets	46	75
Benefits paid	(20)	(19)
Plan assets at fair value, end of year	<u>\$ 663</u>	<u>\$ 637</u>
Funded status, end of year	<u>\$ 270</u>	<u>\$ 220</u>
<b>Amount recorded as:</b>		
Noncurrent assets	\$ 275	\$ 227
Noncurrent liabilities	(5)	(7)
	<u>\$ 270</u>	<u>\$ 220</u>
<b>Amounts recognized in Regulatory assets<sup>(a)</sup></b>		
Net actuarial loss	\$ 41	\$ 78
Prior service credit	(15)	(21)
	<u>\$ 26</u>	<u>\$ 57</u>

(a) See Note 7 to the Consolidated Financial Statements, "Regulatory Matters."

## DTE Gas Company

### Notes to Consolidated Financial Statements — (Continued)

The decrease in the Company's other postretirement benefit obligation for the year ended December 31, 2021 was primarily due to an actuarial gain driven by an increase in discount rates. The increase in the Company's other postretirement benefit obligation for the year ended December 31, 2020 was primarily due to an actuarial loss, which was primarily driven by a decrease in discount rates.

The following table reflects other postretirement benefit plans with accumulated postretirement benefit obligations in excess of plan assets at December 31:

	2021	2020
	(In millions)	
Accumulated postretirement benefit obligation	\$ 30	\$ 32
Fair value of plan assets	25	25
<b>Accumulated postretirement benefit obligation in excess of plan assets</b>	<b>\$ 5</b>	<b>\$ 7</b>

At December 31, 2021, the other postretirement benefits expected to be paid, including prescription drug benefits, in each of the next five years and in the aggregate for the five fiscal years thereafter are as follows:

	(In millions)
2022	\$ 20
2023	20
2024	21
2025	22
2026	22
2027-2031	113
<b>Total</b>	<b>\$ 218</b>

Assumptions used in determining the accumulated postretirement benefit obligation and net other postretirement benefit costs for the years ended December 31 were:

	2021	2020	2019
<b>Accumulated postretirement benefit obligation</b>			
Discount rate	2.91%	2.58%	3.29%
Health care trend rate pre- and post- 65	6.75 / 7.25	6.75 / 7.25%	6.75 / 7.25%
Ultimate health care trend rate	4.50%	4.50%	4.50%
Year in which ultimate reached pre- and post- 65	2034	2033	2032
<b>Other postretirement benefit costs</b>			
Discount rate	2.58%	3.29%	4.40%
Expected long-term rate of return on plan assets	6.70%	7.20%	7.30%
Health care trend rate pre- and post-65	6.75 / 7.25	6.75 / 7.25%	6.75% / 7.25%
Ultimate health care trend rate	4.50%	4.50%	4.50%
Year in which ultimate reached pre- and post- 65	2033	2032	2031

The process used in determining the long-term rate of return on assets for the other postretirement benefit plans is similar to that previously described for the pension plans. As a result of this process, the Company has a long-term rate of return assumption for its other postretirement benefit plans of 6.40% for 2022. The Company believes this rate is a reasonable assumption for the long-term rate of return on plan assets for 2022 given the current investment strategy.

## DTE Gas Company

### Notes to Consolidated Financial Statements — (Continued)

The DTE Energy Company Master VEBA Trust employs a liability driven investment program whereby the characteristics of plan liabilities are considered when determining investment policy. Risk tolerance is established through consideration of future plan cash flows, plan funded status, and corporate financial considerations. The investment portfolio contains a diversified blend of equity, fixed income, and other investments. Furthermore, equity investments are diversified across U.S. and non-U.S. stocks and large and small market capitalizations. Fixed income investments generally include U.S. Treasuries, diversified corporate bonds, bank loans, mortgage-backed securities, and other governmental debt. Other investments are used to enhance long-term returns while improving portfolio diversification. Derivatives may be utilized in a risk-controlled manner to potentially increase the portfolio beyond the market value of invested assets and/or reduce portfolio investment risk. Investment risk is measured and monitored on an ongoing basis through annual liability measurements, periodic asset/liability studies, and quarterly investment portfolio reviews.

Target allocations for other postretirement benefit plan assets as of December 31, 2021 are listed below:

U.S. Large Cap Equity Securities	10 %
U.S. Small Cap and Mid Cap Equity Securities	3
Non-U.S. Equity Securities	10
Fixed Income Securities	53
Hedge Funds and Similar Investments	10
Private Equity and Other	14
	<b>100 %</b>

The following table provides the fair value measurement amounts for other postretirement benefit plan assets at December 31, 2021 and 2020<sup>(a)</sup>:

	December 31, 2021				December 31, 2020			
	Level 1	Level 2	Other <sup>(b)</sup>	Total	Level 1	Level 2	Other <sup>(b)</sup>	Total
	(In millions)							
<b>Asset category:</b>								
Short-term Investments <sup>(c)</sup>	\$ 13	\$ —	\$ —	\$ 13	\$ 7	\$ —	\$ —	\$ 7
Equity Securities								
Domestic <sup>(d)</sup>	9	—	67	76	16	—	69	85
International <sup>(e)</sup>	9	—	48	57	8	—	60	68
Fixed Income Securities								
Governmental <sup>(f)</sup>	113	10	—	123	16	14	—	30
Corporate <sup>(g)</sup>	—	121	83	204	—	156	115	271
Hedge Funds and Similar Investments <sup>(h)</sup>	19	8	40	67	21	5	41	67
Private Equity and Other <sup>(i)</sup>	—	—	123	123	—	—	109	109
<b>Total</b>	<b>\$ 163</b>	<b>\$ 139</b>	<b>\$ 361</b>	<b>\$ 663</b>	<b>\$ 68</b>	<b>\$ 175</b>	<b>\$ 394</b>	<b>\$ 637</b>



## DTE Gas Company

### Notes to Consolidated Financial Statements — (Continued)

- (a) For a description of levels within the fair value hierarchy, see Note 9 to the Consolidated Financial Statements, "Fair Value."
- (b) Amounts represent assets valued at NAV as a practical expedient for fair value.
- (c) This category predominantly represents certain short-term fixed income securities and money market investments that are managed in separate accounts or commingled funds. Pricing for investments in this category are obtained from quoted prices in actively traded markets.
- (d) This category represents portfolios of large, medium and small capitalization domestic equities. Investments in this category include exchange-traded securities for which unadjusted quoted prices can be obtained and exchange-traded securities held in a commingled fund classified as NAV assets.
- (e) This category primarily consists of portfolios of non-U.S. developed and emerging market equities. Investments in this category include exchange-traded securities for which unadjusted quoted prices can be obtained and exchange-traded securities held in a commingled fund classified as NAV assets.
- (f) This category includes U.S. Treasuries, bonds, and other governmental debt. Pricing for investments in this category is obtained from quoted prices in actively traded markets and quotations from broker or pricing services.
- (g) This category primarily consists of corporate bonds from diversified industries, bank loans, and mortgage backed securities. Pricing for investments in this category is obtained from quotations from broker or pricing services. Non-exchange traded securities and exchange-traded securities held in commingled funds are classified as NAV assets.
- (h) This category utilizes a diversified group of strategies that attempt to capture uncorrelated sources of return and includes publicly traded mutual funds, insurance-linked and asset-backed securities, commingled funds and limited partnership funds. Pricing for mutual funds in this category is obtained from quoted prices in actively traded markets. Pricing for insurance-linked and asset-backed securities is obtained from quotations from broker or pricing services. Commingled funds and limited partnership funds are classified as NAV assets.
- (i) This category includes a diversified group of funds and strategies that primarily invests in private equity partnerships. This category also includes investments in private real estate and private debt. All investments in this category are classified as NAV assets.

The DTE Energy Company Master VEBA Trust holds debt and equity securities directly and indirectly through commingled funds. Exchange-traded debt and equity securities held directly, as well as publicly traded commingled funds, are valued using quoted market prices in actively traded markets. Non-publicly traded commingled funds hold exchange-traded equity or debt securities and are valued based on NAVs. Non-exchange traded fixed income securities are valued by the trustee based upon quotations available from brokers or pricing services. A primary price source is identified by asset type, class, or issue for each security. The trustee monitors prices supplied by pricing services and may use a supplemental price source or change the primary price source of a given security if the trustee challenges an assigned price and determines that another price source is considered preferable. The Company has obtained an understanding of how these prices are derived, including the nature and observability of the inputs used in deriving such prices.

#### ***Defined Contribution Plans***

The Company also sponsors defined contribution retirement savings plans. Participation in one of these plans is available to substantially all represented and non-represented employees. For substantially all employees, the Company matches employee contributions up to certain predefined limits based upon eligible compensation and the employee's contribution rate. Additionally, for eligible represented and non-represented employees who do not participate in the Pension Plans, the Company annually contributes an amount equivalent to 4% (8% for certain represented employees) of an employee's eligible pay to the employee's defined contribution retirement savings plan. The cost of these plans was \$11 million in 2021 and 2020 and \$9 million in 2019.

#### **NOTE 17 — RELATED PARTY TRANSACTIONS**

On July 1, 2021, DTE Energy completed the spin-off of DT Midstream, Inc. ("DT Midstream"), a natural gas pipeline, storage and gathering non-utility business of DTE Energy and affiliate of DTE Gas. Previously, DTE Gas had related party transactions with equity investments of DT Midstream, including a capacity lease agreement and service agreement with NEXUS for the transportation of natural gas and a finance lease contract with Vector Pipeline. Activity under these agreements will continue with DT Midstream in the near term but are no longer related party transactions.

The Company also has agreements with affiliated companies to provide transportation services and for the purchase of natural gas. In addition, the Company has an agreement with a DTE Energy affiliate where it is charged for its use of their shared capital assets. A shared services company accumulates various corporate support expenses and charges various subsidiaries of DTE Energy, including DTE Gas. DTE Gas records federal, state, and local income taxes payable to or receivable from DTE Energy based on its federal, state, and local tax provisions.

## DTE Gas Company

### Notes to Consolidated Financial Statements — (Continued)

The following is a summary of the Company's transactions with affiliated companies for the years ended December 31:

	2021	2020	2019
(In millions)			
<b>Revenues</b>			
Transportation services	\$ 11	\$ 12	\$ 9
Other services	\$ 1	\$ 1	\$ 1
<b>Costs</b>			
Gas purchases	\$ 28	\$ 8	\$ —
Rent, interest, and other services	\$ 45	\$ 43	\$ 37
Corporate expenses	\$ 147	\$ 139	\$ 143
<b>Other</b>			
Dividends declared	\$ 148	\$ 135	\$ 122
Dividends paid	\$ 148	\$ 135	\$ 122
Capital contribution from DTE Energy	\$ 147	\$ 120	\$ 120

The Company's Accounts receivable and Accounts payable related to Affiliates are payable upon demand and are generally settled in cash within a monthly business cycle. Notes receivable and Short-term borrowings related to Affiliates are subject to a credit agreement with DTE Energy whereby short-term excess cash or cash shortfalls are remitted to or funded by DTE Energy. This credit arrangement involves the charge and payment of interest at market-based rates. Refer to the Consolidated Statements of Financial Position for affiliate balances at December 31, 2021 and 2020.

The Company made contributions to the DTE Energy Foundation of \$7 million for the year ended December 31, 2021. There were no charitable contributions to the DTE Energy Foundation for the years ended December 31, 2020 and 2019. The DTE Energy Foundation is a non-consolidated not-for-profit private foundation, the purpose of which is to contribute to and assist charitable organizations.

For other related party transactions impacting the Company's Consolidated Financial Statements, see Note 16 to the Consolidated Financial Statements, "Retirement Benefits and Trusteed Assets."

Name of Respondent DTE Gas Company		This Report Is: (1) <input checked="" type="checkbox"/> An Original (2) <input type="checkbox"/> A Resubmission	Date of Report (Mo, Da, Yr) 04/29/2022	Year of Report 2021/Q4
<b>SUMMARY OF UTILITY PLANT AND ACCUMULATED PROVISIONS FOR DEPRECIATION, AMORTIZATION AND DEPLETION</b>				
Line No.	Item (a)	Total (b)	Electric (c)	
1	UTILITY PLANT			
2	In Service			
3	Plant in Service (Classified)	6,571,135,906		
4	Property Under Capital Leases	3,084,697		
5	Plant Purchased or Sold	—		
6	Completed Construction not Classified	67,042,275		
7	Experimental Plant Unclassified	—		
8	TOTAL (Enter Total of lines 3 thru 7)	6,641,262,878		
9	Leased to Others	—		
10	Held for Future Use	—		
11	Construction Work in Progress	258,264,262		
12	Acquisition Adjustments	—		
13	TOTAL Utility Plant (Enter Total of lines 8 thru 12)	6,899,527,140		
14	Accum. Prov. For Depr., Amort., & Depl.	2,240,212,680		
15	Net Utility Plant (Enter Total of line 13 less 14)	4,659,314,460		
16	DETAIL OF ACCUMULATED PROVISIONS FOR DEPRECIATION, AMORTIZATION AND DEPLETION			
17	In Service:			
18	Depreciation	2,240,212,680		
19	Amort. and Depl. Of Producing Natural Gas	—		
20	Amort. of Underground Storage Land and Land	—		
21	Amort. of Other Utility Plant	—		
22	TOTAL in Service (Enter Total of lines 18 thru 21)	2,240,212,680		
23	Leased to Others			
24	Depreciation	—		
25	Amortization and Depletion	—		
26	TOTAL Leased to Others (Enter Total of lines 24 and 25)	—		
27	Held for Future Use			
28	Depreciation	—		
29	Amortization	—		
30	TOTAL Held for Future Use (Enter Total of lines 28 and 29)	—		
31	Abandonment of Leases (Natural Gas)	—		
32	Amort. of Plant Acquisition Adj.	—		
33	TOTAL Accumulated Provisions (Should agree with line 14 above) (Enter Total of lines 22, 26, 30, 31 and 32)	2,240,212,680		

Name of Respondent DTE Gas Company	This Report Is: (1) <input checked="" type="checkbox"/> An Original (2) <input type="checkbox"/> A Resubmission	Date of Report (Mo, Da, Yr) 04/29/2022	Year of Report 2021/Q4
<b>SUMMARY OF UTILITY PLANT AND ACCUMULATED PROVISIONS FOR DEPRECIATION, AMORTIZATION AND DEPLETION</b>			
FOOTNOTE DATA			

<b>Schedule Page: 200 Line No.:4 Column: b</b> Includes Property under Operating Leases, \$3,084,697.
--

Name of Respondent	This Report Is:	Date of Report	Year of Report		
DTE Gas Company	(1) <input checked="" type="checkbox"/> An Original (2) <input type="checkbox"/> A Resubmission	(Mo, Da, Yr) 04/29/2022	2021/Q4		
SUMMARY OF UTILITY PLANT AND ACCUMULATED PROVISIONS FOR DEPRECIATION, AMORTIZATION AND DEPLETION (Continued)					
Gas (d)	Other (Specify) (e)	Other (Specify) (f)	Other (Specify) (g)	Common (h)	Line No.
					1
					2
6,571,135,906					3
3,084,697					4
—					5
67,042,275					6
—					7
6,641,262,878					8
—					9
—					10
258,264,262					11
—					12
6,899,527,140					13
2,240,212,680					14
4,659,314,460					15
					16
					17
2,240,212,680					18
—					19
—					20
—					21
2,240,212,680					22
					23
—					24
—					25
—					26
					27
—					28
—					29
—					30
—					31
—					32
2,240,212,680					33

Name of Respondent DTE Gas Company	This Report Is: (1) <input checked="" type="checkbox"/> An Original (2) <input type="checkbox"/> A Resubmission	Date of Report (Mo, Da, Yr) 04/29/2022	Year of Report 2021/Q4
---------------------------------------	---	--	---------------------------

**GAS PLANT IN SERVICE (Accounts 101, 102, 103, 106)**

1. Report below the original cost of gas plant in service according to the prescribed accounts. include the entries in column (c). Also to be included in column (c) are entries for reversals of tentative distributions of prior year reported in column (b).

2. In addition to Account 101, Gas Plant in Service (Classified), this schedule includes Account 102, Gas Plant Purchased or Sold; Account 103, Experimental Gas Plant Unclassified; and Account 106, Completed Construction Not Classified - Gas. Likewise, if the respondent has a significant amount of plant retirements which have not been classified to primary accounts at the end of the year, include in column

3. Include in column (c) or (d), as appropriate, corrections of additions and retirements for the current or preceding year. (d) a tentative distribution of such retirements on an estimated basis, with appropriate contra entry to the account for accumulated depreciation provision. Included also in column (d) reversals of tentative distributions of prior year of unclassified retirements.

4. Enclose in parentheses credit adjustments of plant accounts to indicate the negative effect of such amounts. Attach supplemental statement showing the account

5. Classify Account 106 according to prescribed accounts, on an estimated basis if necessary, and distributions of these tentative classifications in columns (c) and (d), including the reversals of the prior years' tentative account distributions of these

Line No.	Acct. No.	Account (a)	Balance at Beginning of Year (b)	Additions (c)
1		1. Intangible Plant		
2	301	Organization	—	—
3	302	Franchises and Consents	10,654	—
4	303	Miscellaneous Intangible Plant	64,503,737	14,581,858
5		TOTAL Intangible Plant	64,514,391	14,581,858
6		2. Production Plant		
7		Manufactured Gas Production Plant		
8	304.1	Land	—	—
9	304.2	Land Rights	—	—
10	305	Structures and Improvements	—	—
11	306	Boiler Plant Equipment	—	—
12	307	Other Power Equipment	—	—
13	308	Coke Ovens	—	—
14	309	Producer Gas Equipment	—	—
15	310	Water Gas Generating Equipment	—	—
16	311	Liquefied Petroleum Gas Equipment	—	—
17	312	Oil Gas Generating Equipment	—	—
18	313	Generating Equipment - Other Processes	—	—
19	314	Coal, Coke and Ash Handling Equipment	—	—
20	315	Catalytic Cracking Equipment	—	—
21	316	Other Reforming Equipment	—	—
22	317	Purification Equipment	—	—
23	318	Residual Refining Equipment	—	—
24	319	Gas Mixing Equipment	—	—
25	320	Other Equipment	—	—
26		TOTAL Manufactured Gas Production Plant	—	—

Name of Respondent DTE Gas Company	This Report Is: (1) <input checked="" type="checkbox"/> An Original (2) <input type="checkbox"/> A Resubmission	Date of Report (Mo, Da, Yr) 04/29/2022	Year of Report 2021/Q4
---------------------------------------	---	--	---------------------------

**GAS PLANT IN SERVICE (Accounts 101, 102, 103 106) (Continued)**

amounts. Careful observance of the above instructions and the text of Accounts 101 and 106 will avoid serious omission of the reported amount of respondent's plant actually in service at the end of year.

6. Show in column (f) reclassification or transfers within utility plant accounts. Include also in column (f) the additions or reductions of primary account classifications arising from distribution of amounts initially recorded in Account 102. In showing the clearance of Account 102, include in column (e) the amounts with respect to accumulated provision for depreciation, acquisition adjustments, etc., and show in column (f) only the offset to the debits or credits distributed in column (f) to primary account classifications.

7. For Account 399, state the nature and use of plant included in this account and if substantial in amount submit a supplementary statement showing subaccount classification of such plant conforming to the requirements of these pages.

8. For each amount comprising the reported balance and changes in Account 102, state the property purchased or sold, name of vendor or purchaser, and date of transaction. If proposed journal entries have been filed with the Commission as required by the Uniform System of Accounts, give also date of such filing.

Retirements (d)	Adjustments (e)	Transfers (f)	Balance at End of Year (g)	Acct. No.	Line No.
					1
—	—	—	—	301	2
—	—	—	10,654	302	3
(5,831,345)	—	—	73,254,250	303	4
(5,831,345)	—	—	73,264,904		5
					6
					7
—	—	—	—	304.1	8
—	—	—	—	304.2	9
—	—	—	—	305	10
—	—	—	—	306	11
—	—	—	—	307	12
—	—	—	—	308	13
—	—	—	—	309	14
—	—	—	—	310	15
—	—	—	—	311	16
—	—	—	—	312	17
—	—	—	—	313	18
—	—	—	—	314	19
—	—	—	—	315	20
—	—	—	—	316	21
—	—	—	—	317	22
—	—	—	—	318	23
—	—	—	—	319	24
—	—	—	—	320	25
—	—	—	—		26

Name of Respondent DTE Gas Company		This Report Is: (1) <input checked="" type="checkbox"/> An Original (2) <input type="checkbox"/> A Resubmission		Date of Report (Mo, Da, Yr) 04/29/2022	Year of Report 2021/Q4
<b>GAS PLANT IN SERVICE (Accounts 101, 102, 103, 106 (Continued))</b>					
Line No.	Acct. No.	Account (a)	Balance at Beginning of Year (b)	Additions (c)	
27		Natural Gas Production & Gathering Plant			
28	325.1	Producing Lands	—		—
29	325.2	Producing Leaseholds	—		—
30	325.3	Gas Rights	—		—
31	325.4	Rights-of-Way	—		—
32	325.5	Other Land	—		—
33	325.6	Other Land Rights	—		—
34	326	Gas Well Structures	—		—
35	327	Field Compressor Station Structures	—		—
36	328	Field Measuring and Regulating Station Structures	—		—
37	329	Other Structures	—		—
38	330	Producing Gas Wells-Well Construction	—		—
39	331	Producing Gas Wells-Well Equipment	—		—
40	332	Field Lines	—		—
41	333	Field Compressor Station Equipment	—		—
42	334	Field Measuring and Regulating Station Equipment	—		—
43	335	Drilling and Cleaning Equipment	—		—
44	336	Purification Equipment	—		—
45	337	Other Equipment	—		—
46	338	Unsuccessful Exploration & Development Costs	—		—
47		TOTAL Production and Gathering Plant	—		—
48		Products Extraction Plant			
49	340.1	Land	—		—
50	340.2	Land Rights	—		—
51	341	Structures and Improvements	—		—
52	342	Extraction and Refining Equipment	—		—
53	343	Pipe Lines	—		—
54	344	Extracted Products Storage Equipment	—		—
55	345	Compressor Equipment	—		—
56	346	Gas Measuring and Regulating Equipment	—		—
57	347	Other Equipment	—		—
58		TOTAL Products Extraction Plant	—		—
59		TOTAL Natural Gas Production Plant	—		—
60		SNG Production Plant (Submit Supplemental Statement)	—		—
61		TOTAL Production Plant	—		—
62		3. Natural Gas Storage and Processing Plant			
63		Underground Storage Plant			
64	350.1	Land	3,791,960		—



Name of Respondent DTE Gas Company	This Report Is: (1) <input checked="" type="checkbox"/> An Original (2) <input type="checkbox"/> A Resubmission	Date of Report (Mo, Da, Yr) 04/29/2022	Year of Report 2021/Q4		
<b>GAS PLANT IN SERVICE (Accounts 101, 102, 103 106) (Continued)</b>					
Retirements (d)	Adjustments (e)	Transfers (f)	Balance at End of Year (g)	Acct. No.	Line No.
					27
—	—	—	—	325.1	28
—	—	—	—	325.2	29
—	—	—	—	325.3	30
—	—	—	—	325.4	31
—	—	—	—	325.5	32
—	—	—	—	325.6	33
—	—	—	—	326	34
—	—	—	—	327	35
—	—	—	—	328	36
—	—	—	—	329	37
—	—	—	—	330	38
—	—	—	—	331	39
—	—	—	—	332	40
—	—	—	—	333	41
—	—	—	—	334	42
—	—	—	—	335	43
—	—	—	—	336	44
—	—	—	—	337	45
—	—	—	—	338	46
—	—	—	—		47
					48
—	—	—	—	340.1	49
—	—	—	—	340.2	50
—	—	—	—	341	51
—	—	—	—	342	52
—	—	—	—	343	53
—	—	—	—	344.0	54
—	—	—	—	345.0	55
—	—	—	—	346	56
—	—	—	—	347	57
—	—	—	—		58
—	—	—	—		59
—	—	—	—		60
—	—	—	—		61
					62
					63
—	—	—	3,791,960	350.1	64

Name of Respondent		This Report Is:	Date of Report	Year of Report
DTE Gas Company		(1) <input checked="" type="checkbox"/> An Original (2) <input type="checkbox"/> A Resubmission	(Mo, Da, Yr) 04/29/2022	2021/Q4
<b>GAS PLANT IN SERVICE (Accounts 101, 102, 103, 106 (Continued))</b>				
Line No.	Acct. No.	Account (a)	Balance at Beginning of Year (b)	Additions (c)
65	350.2	Rights-of-Way	5,755,336	—
66	351.0	Structures and Improvements	26,864,469	194,239
67	352	Wells	123,794,408	1,836,982
68	352.1	Storage Leaseholds and Rights	1,610,924	—
69	352.2	Reservoirs	—	—
70	352.3	Non-Recoverable Natural Gas	(356,592)	—
71	353	Lines	38,684,288	3,692,378
72	354	Compressor Station Equipment	281,419,408	10,039,549
73	355	Measuring and Regulating Equipment	28,198,826	116,393
74	356	Purification Equipment	27,078,794	263,137
75	357	Other Equipment	—	—
76	358	Asset Retirement Cost UG Storage	1,705,496	—
77		TOTAL Underground Storage Plant	538,547,317	16,142,678
78		Other Storage Plant		
79	360.1	Land	—	—
80	360.2	Land Rights	—	—
81	361	Structures and Improvements	—	—
82	362	Gas Holders	—	—
83	363	Purification Equipment	—	—
84	363.1	Liquefaction Equipment	—	—
85	363.2	Vaporizing Equipment	—	—
86	363.3	Compressor Equipment	—	—
87	363.4	Measuring and Regulating Equipment	—	—
88	363.5	Other Equipment	—	—
89		TOTAL Other Storage Plant	—	—
90		Base Load Liquefied NG Terminating and Processing Plant		
91	364.1	Land	—	—
92	364.1a	Land Rights	—	—
93	364.2	Structures and Improvements	—	—
94	364.3	LNG Processing Terminal Equipment	—	—
95	364.4	LNG Transportation Equipment	—	—
96	364.5	Measuring and Regulating Equipment	—	—
97	364.6	Compressor Station Equipment	—	—
98	364.7	Communication Equipment	—	—
99	364.8	Other Equipment	—	—
100		TOTAL Base Load LNG Terminating and Processing Plant	—	—
101				
102		TOTAL Natural Gas Storage and Processing Plant	538,547,317	16,142,678

Name of Respondent	This Report Is:	Date of Report	Year of Report		
DTE Gas Company	(1) <input checked="" type="checkbox"/> An Original (2) <input type="checkbox"/> A Resubmission	(Mo, Da, Yr) 04/29/2022	2021/Q4		
<b>GAS PLANT IN SERVICE (Accounts 101, 102, 103 106) (Continued)</b>					
Retirements (d)	Adjustments (e)	Transfers (f)	Balance at End of Year (g)	Acct. No.	Line No.
—	—	—	5,755,336	350.2	65
(9,543)	—	—	27,049,165	351	66
(32,744)	—	—	125,598,646	352	67
—	—	—	1,610,924	352.1	68
—	—	—	0	352.2	69
—	—	—	(356,592)	352.3	70
—	—	—	42,376,666	353	71
(770,347)	—	—	290,688,610	354	72
(66,854)	—	—	28,248,365	355	73
—	—	—	27,341,931	356	74
—	—	—	0	357	75
—	—	—	1,705,496	358	76
(879,488)	—	—	553,810,507		77
					78
—	—	—	—	360.1	79
—	—	—	—	360.2	80
—	—	—	—	361	81
—	—	—	—	362	82
—	—	—	—	363	83
—	—	—	—	363.1	84
—	—	—	—	363.2	85
—	—	—	—	363.3	86
—	—	—	—	363.4	87
—	—	—	—	363.5	88
—	—	—	—		89
					90
—	—	—	—	364.1	91
—	—	—	—	364.1a	92
—	—	—	—	364.2	93
—	—	—	—	364.3	94
—	—	—	—	364.4	95
—	—	—	—	364.5	96
—	—	—	—	364.6	97
—	—	—	—	364.7	98
—	—	—	—	364.8	99
—	—	—	—		100
					101
(879,488)	—	—	553,810,507		102

Name of Respondent DTE Gas Company		This Report Is: (1) <input checked="" type="checkbox"/> An Original (2) <input type="checkbox"/> A Resubmission		Date of Report (Mo, Da, Yr) 04/29/2022	Year of Report 2021/Q4
<b>GAS PLANT IN SERVICE (Accounts 101, 102, 103, 106 (Continued))</b>					
Line No.	Acct. No.	Account (a)	Balance at Beginning of Year (b)	Additions (c)	
103		4. Transmission Plant			
104	365.1	Land	1,239,534		—
105	365.2	Land Rights	20,323,686		—
106	366.1	Compressor Station Structures	47,058,892		203,671
107	366.2	Measuring and regulating station structures	8,550,378		622,420
108	366.3	Other Structures	2,015,045		175,576
109	367	Mains	435,703,470		40,189,244
110	368	Compressor Station Equipment	239,085,453		808,102
111	369	Measuring and Regulating Station Equipment	114,650,753		14,269,335
112	370	Communication Equipment	—		—
113	371	Other Equipment	—		—
114	372	Asset Retirement Cost Transmission	713,191		—
115		TOTAL Transmission Plant	869,340,402		56,268,348
116		5. Distribution Plant			
117	374.1	Land	2,996,352		—
118	374.2	Land Rights	1,372,815		—
119	375	Structures and Improvements	17,055,391		48,913
120	376	Mains	1,995,815,987		196,705,505
121	377	Compressor Station Equipment	—		—
122	378	Measuring and Regulating Station Equipment - General	161,614,282		6,280,578
123	379	Measuring and Regulating Station Equipment - City Gate	62,684,819		—
124	380	Services	1,389,479,387		168,441,291
125	381	Meters- AMI	123,880,566		10,083,334
126	381	Meters	212,953,357		606,639
127	382	Meter Installations	391,051,898		27,513,311
128	383	House Regulators	—		—
129	384	House Regulator Installations	—		—
130	385	Industrial Measuring and Regulating Station Equipment	1,438,058		—
130.1	386	Other Property on Customer's Premises	—		—
131	387	Other Equipment	—		—
132	388	Asset Retirement Cost Distribution	6,536,508		—
133		TOTAL Distribution Plant	4,366,879,420		409,679,571
134		6. General Plant			
135	389.1	Land	1,714,883		—
136	389.2	Land Rights	—		—
137	390	Structures and Improvements	90,202,017		16,678,041
138	391	Office Furniture and Equipment	28,931,743		2,757,656
139	392	Transportation Equipment	104,610,471		15,479,268
140	393	Stores Equipment	246,452		49,071
141	394	Tools, Shop and Garage Equipment	41,483,750		3,099,782
142	395	Laboratory Equipment	72,322		—

Name of Respondent	This Report Is:	Date of Report	Year of Report		
DTE Gas Company	(1) <input checked="" type="checkbox"/> An Original (2) <input type="checkbox"/> A Resubmission	(Mo, Da, Yr) 04/29/2022	2021/Q4		
<b>GAS PLANT IN SERVICE (Accounts 101, 102, 103 106) (Continued)</b>					
Retirements (d)	Adjustments (e)	Transfers (f)	Balance at End of Year (g)	Acct. No.	Line No.
					103
—	—	—	1,239,534	365.1	104
—	—	—	20,323,686	365.2	105
31,490	—	—	47,294,053	366.1	106
(14,224)	—	—	9,158,574	366.2	107
—	—	—	2,190,621	366.3	108
(96,690)	90,950	—	475,886,974	367	109
(825,620)	—	—	239,067,935	368	110
(202,189)	—	—	128,717,899	369	111
—	—	—	0	370	112
—	—	—	0	371	113
—	—	—	713,191	372	114
(1,107,233)	90,950	—	924,592,467		115
					116
—	—	—	2,996,352	374.1	117
—	—	—	1,372,815	374.2	118
(121,765)	—	—	16,982,539	375	119
(5,426,294)	—	—	2,187,095,198	376	120
—	—	—	0	377	121
(231,946)	—	—	167,662,914	378	122
(626,440)	—	—	62,058,379	379	123
(19,741,771)	—	—	1,538,178,907	380	124
(5,798,655)	—	—	128,165,245	381	125
(9,009,840)	—	—	204,550,156	381	126
(930,981)	—	—	417,634,228	382	127
—	—	—	0	383	128
—	—	—	0	384	129
—	—	—	1,438,058	385	130
—	—	—	0	386	130.1
—	—	—	0	387	131
—	—	—	6,536,508	388	132
(41,887,692)	—	—	4,734,671,299		133
					134
—	—	—	1,714,883	389.1	135
—	—	—	0	389.2	136
(3,268,430)	—	—	103,611,628	390	137
(1,750,912)	—	—	29,938,487	391	138
(4,304,712)	—	—	115,785,027	392	139
—	—	—	295,523	393	140
(1,069,427)	—	—	43,514,105	394	141
—	—	—	72,322	395	142

Name of Respondent DTE Gas Company	This Report Is: (1) <input checked="" type="checkbox"/> An Original (2) <input type="checkbox"/> A Resubmission	Date of Report (Mo, Da, Yr) 04/29/2022	Year of Report 2021/Q4
---------------------------------------	---	--	---------------------------

**GAS PLANT IN SERVICE (Accounts 101, 102, 103, 106 (Continued))**

Line No.	Acct. No.	Account (a)	Balance at Beginning of Year (b)	Additions (c)
143	396	Power Operated Equipment	29,747,954	1,683,113
144	397	Communication Equipment	21,324,736	1,159,020
145	398	Miscellaneous Equipment	4,324,957	200,084
146		SUBTOTAL (lines 132 thru 143)	322,659,285	41,106,035
147	399	Other Tangible Property	—	—
148		TOTAL General Plant	322,659,285	41,106,035
149		TOTAL (Accounts 101 and 106)	6,161,940,815	537,778,490
150	101.1	Property Under Capital Leases	—	—
151	101.2	Property Under Operating Leases	2,924,301	352,266
152	102	Gas Plant Purchased (See Instruction 8)	—	—
153	<sup>(Less)</sup> 102	Gas Plant Sold (See Instruction 8)	—	—
154	103	Experimental Gas Plant Unclassified	—	—
155		TOTAL GAS PLANT IN SERVICE	6,164,865,116	538,130,756

--	--	--	--	--

Name of Respondent DTE Gas Company	This Report Is: (1) <input checked="" type="checkbox"/> An Original (2) <input type="checkbox"/> A Resubmission	Date of Report (Mo, Da, Yr) 04/29/2022	Year of Report 2021/Q4		
<b>GAS PLANT IN SERVICE (Accounts 101, 102, 103 106) (Continued)</b>					
Retirements (d)	Adjustments (e)	Transfers (f)	Balance at End of Year (g)	Acct. No.	Line No.
(762,377)	—	—	30,668,690	396	143
(770,414)	—	—	21,713,342	397	144
(44)	—	—	4,524,997	398	145
(11,926,316)	0	0	351,839,004		146
—	—	—	—	399	147
(11,926,316)	0	0	351,839,004		148
(61,632,074)	90,950	—	6,638,178,181		149
—	—	—	—	101.1	150
(191,870)	—	—	3,084,697	101.2	151
—	—	—	—	102	152
—	—	—	—	(102)	153
—	—	—	—	103	154
(61,823,944)	90,950	0	6,641,262,878		155

Name of Respondent	This Report Is:	Date of Report	Year of Report
DTE Gas Company	(1) <input checked="" type="checkbox"/> An Original (2) <input type="checkbox"/> A Resubmission	(Mo, Da, Yr) 04/29/2022	2021/Q4

**CONSTRUCTION WORK IN PROGRESS -- GAS (Account 107)**

1. Report below descriptions and balances at end of year or project in process of construction (107). Development, and Demonstration (see Account 107 of the Uniform Systems of Accounts).

2. Show items relating to "research, development, and demonstration" projects last, under a caption Research 3. Minor projects (less than \$500,000) may be grouped.

Line No.	Description of Project (a)	Construction Work in Progress--Gas (Account 107) (b)	Estimated Additional Cost of Project (c)
1	Willow Gate Station Upgrade	2,565,196	
2	Facilities Asset Preservation	1,354,821	
3	AEP - New Main - Grand Rapids	3,614,482	
4	AEP - New Main - Grayling	2,639,227	
5	AEP - New Main - Muskegon	1,925,184	
6	AEP - New Main - Petoskey	7,001,917	
7	AEP - New Main - Traverse City	977,544	
8	AEP - New Service - Grand Rapids	1,435,441	
9	AEP - New Service - Grayling	1,050,283	
10	AEP - New Service - Muskegon	786,363	
11	AEP - New Service - Petoskey	1,085,319	
12	BCD-PF-19-116 Field Service Management	2,085,569	
13	BCD-PF-21-025 Records Work Flow	843,043	
14	BCD-PF-21-041 BioGreen Gas Program	1,261,293	
15	BCD-PF-21-049 Picarro Survey R02	1,327,910	
16	BCD-SIN-17-006 YR5 Endpoint EOL Gas	588,949	
17	Compressor Station Upgrades -	3,212,407	
18	Control & Maint Equip - CC Det	558,527	
19	East Jefferson	339,621	13,859,710
20	Existing Protected Mains- Allen Road	2,966,433	
21	Existing Protected Mains- Corrosion Cap	765,589	
22	Existing Protected Mains- Lynch Road	1,668,728	
23	Existing Protected Mains- Michigan Avenue	1,411,280	
24	Fleet GRMI CL-15 Per. Carriers	543,431	
25	Fleet GRMI CL-3 >10K - 14K GVW	710,070	
26	Fleet GRMI CL-5 >16K - 19.499K	521,159	
27	Fleet SEMI CL-2 6K - 10K GVW	514,146	
28	Fleet SEMI CL-3 >10K - 14K GVW	1,036,939	
29	Fort Street Phase III	2,535,425	105,473,683
30	Gross Ile Second Feed	3,419,226	5,065,930
31	MAC Service Renewal - SEMI	1,789,282	
32	Major Accounts - SE - New Main	13,209,813	
33	Major Accounts-GM-New Srv-Grd	532,565	
34	Major Accounts-SE Serv Alt - A	1,214,544	
35	Meter Move-out - MichCon Renew	1,611,101	
36	MMO-Main Renewals--MRP Service	911,684	
37	MRP-Automation Suspense Chargi	1,185,044	
38	New Market -New Mains - Grand Rapids	2,947,201	
39	New Market -New Mains - Muskegon	2,485,031	
40	New Market -New Mains - Traverse Cite	766,120	
41	New Market -New Service - Allen Road	575,018	
42	New Market -New Service - Lynch Road	646,876	
43	New Market -New Services- Muskegon	1,095,405	
44	New Market -New Services- Petoskey	1,180,354	
45	New Market-New Service-Mich Ave	855,345	
46	New Market-New Services-Grand Rapids	1,310,607	
47	Physical Site Security	1,976,161	12,592,180
48	Physical Site Security-GRMI Di	2,259,894	
49	Physical Site Security-SEMI Di	1,967,626	
50	Pipeline Design	5,955,242	



Name of Respondent DTE Gas Company	This Report Is: (1) <input checked="" type="checkbox"/> An Original (2) <input type="checkbox"/> A Resubmission	Date of Report (Mo, Da, Yr) 04/29/2022	Year of Report 2021/Q4
---------------------------------------	---	--	---------------------------

**CONSTRUCTION WORK IN PROGRESS -- GAS (Account 107)**

- |  |  |
|--|--|
| 1. Report below descriptions and balances at end of year or project in process of construction (107).        | Development, and Demonstration (see Account 107 of the Uniform Systems of Accounts). |
| 2. Show items relating to "research, development, and demonstration" projects last, under a caption Research | 3. Minor projects (less than \$500,000) may be grouped.                              |

Line No.	Description of Project (a)	Construction Work in Progress--Gas (Account 107) (b)	Estimated Additional Cost of Project (c)
51	Planned Main Renewal - GRMI GR	5,519,996	
52	Planned Main Renewal - MichCon	3,729,454	
53	Planned Main Renewal - Muskegon	1,606,583	
54	Planned Main Renewal	2,016,887	
55	Planned Main-Meter Orders Outs	543,662	
56	Planned MR Service Renewal	870,390	
57	Planned MR Service Renewal-GMG	840,582	
58	Planned MR Service Renewal-Grand Rapids	2,117,427	
59	Planned MR Service Renewal-GRM	725,980	
60	Planned MR Service Renewal-Muskegon	723,637	
61	Planned MR Svc TieOver-Michcon	4,041,374	
62	Planned MR-Serv UPGR/ELEV/RETE	728,039	
63	Public Improv-Main Renewal - Allen Road	2,127,995	
64	Public Improv-Main Renewal - Lynch Road	1,443,837	
65	Public Improv-Main Renewal -Grand Rapids	940,820	
66	Public Improv-Main Renewal -Michigan Ave	1,494,672	
67	Public Improv-Main Renewal -Petoskey	789,854	
68	Public Imprv-Main Renewal-Saul	559,308	
69	Records Management	500,285	
70	Regulation & Valve Const - Michigan Ave	1,675,589	
71	Regulation & Valve Const - River Rouge	1,364,892	
72	Replace Yard Valves - Belle River	1,936,302	
73	Rev Protect-SE Reconnect Gas T	1,736,474	
74	SEMI Main Renewal-2016 CTA Dis	628,142	
75	SEMI Planned Main Ren-MEP Dist	3,221,971	
76	SEMI Planned Renewal-MEP	6,781,491	
77	Serv Alts - Reconnects-Grand Rapids	520,944	
78	Serv Alts- Alterations - Grand Rapids	2,914,005	
79	Serv Alts- Manifolds/Meters-Allen Road	693,550	
80	Serv Alts- Manifolds/Meters-Lynch Road	517,140	
81	Serv Alts- Manifolds/Meters-Michigan Ave	3,269,285	
82	Serv Renwls-Leak Related-Allen Road	528,122	
83	Serv Renwls-Leak Related-Grand Rapids	958,735	
84	Service Alts - Reconnects- SE	854,141	
85	Service Alts- Alterations - Allen Road	1,003,719	
86	Service Alts- Alterations - Lynch road	989,067	
87	Service Alts- Alterations - Michigan Ave	590,065	
88	Service Renewal-MMO SEMI	919,052	
89	Single Source Transmission	38,083,683	36,008,104
90	Six Lakes Renovation	616,378	
91	Southfield Replacement	5,692,581	1,000,000
92	SS-Regulation&ValveContr- Grand Rapids	962,432	
93	SS-Regulation&ValveContr- Muskegon	622,792	
94	Stimulation/Recomplete- Belle River	639,348	
95	Storage Field Boundary -Belle River	827,500	
96	System Supply Main Renewal-Allen Road	711,751	
97	System Supply Main Renewal-Grand Rapids	690,666	
98	System Supply Main Renewal-Lynch Road	2,693,589	
99	System Supply Main Renewal-Michigan Ave	2,934,367	
100	System Supply Main Renewal-Petoskey	916,349	

Name of Respondent DTE Gas Company	This Report Is: (1) <input checked="" type="checkbox"/> An Original (2) <input type="checkbox"/> A Resubmission	Date of Report (Mo, Da, Yr) 04/29/2022	Year of Report 2021/Q4
---------------------------------------	---	--	---------------------------

**CONSTRUCTION WORK IN PROGRESS -- GAS (Account 107)**

1. Report below descriptions and balances at end of year or project in process of construction (107).	Development, and Demonstration (see Account 107 of the Uniform Systems of Accounts).
2. Show items relating to "research, development, and demonstration" projects last, under a caption Research	3. Minor projects (less than \$500,000) may be grouped.

Line No.	Description of Project (a)	Construction Work in Progress--Gas (Account 107) (b)	Estimated Additional Cost of Project (c)
101	Taggart Compressor Unit Upgrade	543,318	
102	Trans Gate Station Upgrades	1,014,205	
103	Transmission Fittings	676,572	5,000,000
104	Transmission -Install - Escanaba	1,233,934	
105	Union Gas River Metering Project	2,622,046	
106	Unplanned Main Renewal-Allen Road	4,110,687	
107	Unplanned Main Renewal-Lynch Road	1,492,386	
108	Unplanned Main Renewal-Michigan Ave	1,252,281	
109	Upgrade Yard Valves/Control System	2,216,431	
110	Van Born Pipeline	6,942,870	85,850,066
111	Minor Projects	23,124,193	
112			
113			
114			
115			
116			
117			
118			
119			
120			
121			
122			
123			
124			
125			
126			
127			
128			
129			
130			
131			
132			
133			
134			
135			
136			
137			
138			
139			
140			
141			
142			
143			
144			
145			
146			
147			
148			
149	<b>TOTAL</b>	<b>\$ 258,264,262</b>	<b>\$ 264,849,673</b>
150			

Name of Respondent DTE Gas Company	This Report Is: (1) <input checked="" type="checkbox"/> An Original (2) <input type="checkbox"/> A Resubmission	Date of Report (Mo, Da, Yr) 04/29/2022	Year of Report 2021/Q4
---------------------------------------	---	--	---------------------------

**CONSTRUCTION OVERHEAD--GAS**

1. List in column (a) the kinds of overheads according to the titles used by the respondent. Charges for outside professional services for engineering fees and management or supervision fees capitalized should be shown as separate items.

2. On Page 218 furnish information concerning construction overheads.

3. A respondent should not report "none" to this page if on overhead apportionments are made, but rather should explain on page 218 the accounting procedures employed and the amounts of engineering, supervision and administrative costs, etc., which are directly charged to construction.

4. Enter on this page engineering, supervision, administrative, and allowance for funds used during construction, etc., which are first assigned to a blanket work order and then prorated to construction jobs.

Line No.	Description of Overhead (a)	Total Amount Charged for the Year (b)	Total Cost of Construction to Which Overheads Were Charged (Exclusive of Overhead Charges) (c)
1	General Administration Capitalized	25,853,575	
2	Supervision, Engineering, Transportation and Other	61,116,087	
3	Pensions and Employee Benefits Capitalized	29,460,827	
4	Allowance for Funds Used During Construction	2,857,199	
5	Payroll Taxes	7,917,668	
6			485,135,113
7			
8			
9			
10			
11			
12			
13			
14			
15			
16			
17			
18			
19			
20			
21			
22			
23			
24			
25			
26			
27			
28			
29			
30			
31			
32			
33			
34			
35			
36			
37			
38			
39			
40			
41			
42			
43			
44			
45			
46	<b>TOTAL</b>	127,205,356	485,135,113

Name of Respondent DTE Gas Company	This Report Is: (1) <input checked="" type="checkbox"/> An Original (2) <input type="checkbox"/> A Resubmission	Date of Report (Mo, Da, Yr) 4/29/2022	Year of Report 2021/Q4
---------------------------------------	---	---	---------------------------

**GENERAL DESCRIPTION OF CONSTRUCTION OVERHEAD PROCEDURE**

1. For each construction overhead explain: (a) the nature and extent of work, etc., the overhead charges are intended to cover, (b) the general procedure for determining the amount capitalized, (c) the method of distribution to construction jobs, (d) whether different rates are applied to different types of construction, (e) basis of differentiation in rates for different types of construction, and (f) whether the overhead is directly or indirectly assigned.

2. Show below the computation of allowance for funds used during construction rates, if those differ from the overall rate of return authorized by the Michigan Public Service Commission.

General Administration Capitalized

Costs of certain administrative departments (i.e. Legal, Corporate Resources, Corporate Planning) are capitalized monthly based on annual estimates of how much work is applicable to construction work in progress. Amounts capitalized are initially debited to a blanket work order (Account 107). These charges are then transferred to construction work orders based on the current month's charges to these construction work orders.

Supervision, Engineering, Transportation and Other

Supervision, engineering and transportation costs of certain departments are distributed to operation and maintenance accounts and construction work orders on a pro rata basis to direct labor charges.

Pensions and Employees' Benefits Capitalized

Construction and retirement work orders are debited with costs of pensions and employees' benefits distributed on the basis of direct construction and retirement labor charges. The percentage applied to direct labor includes an additional component which represents amounts applicable to indirect labor.

Allowance for Funds Used During Construction (AFUDC)

An allowance for funds used during construction is computed monthly by applying the AFUDC rate to accumulated expenditures for specific major projects of all classes of property. The AFUDC rate is equivalent to the most recently authorized overall rate of return as approved by the Michigan Public Service Commission. The composite AFUDC rate in effect from Jan. 1 - Dec. 31, 2021 was 5.54% (U-20642 Authorized)

Payroll Taxes

Construction and retirement work orders are debited with costs of payroll taxes (FICA, FUTA, MUTA) distributed on the basis of direct construction and retirement labor charges. The percentage applied to direct labor includes an additional component which represents amounts applicable to indirect labor.

Note: See Page 217 for amounts capitalized.

Name of Respondent DTE Gas Company	This Report Is: (1) <input checked="" type="checkbox"/> An Original (2) <input type="checkbox"/> A Resubmission	Date of Report (Mo, Da, Yr) 04/29/2022	Year of Report 2021/Q4
---------------------------------------	---	--	---------------------------

**ACCUMULATED PROVISION FOR DEPRECIATION OF GAS UTILITY PLANT (Account 108 & 110)**

<p>1. Explain in a footnote any important adjustments during year.</p> <p>2. Explain in a footnote any difference between the amount for book cost of plant retired, line 11, column (c) and that reported for gas plant in service, pages 204-211, column (d), excluding retirements of non-depreciable property.</p> <p>3. Accounts 108 and 110 in the Uniform System of Accounts require that retirements of depreciable plant be recorded when such plant is removed from service.</p>	<p>If the respondent has a significant amount of plant retired at year end which has not been recorded and/or classified to the various reserve functional classifications, make preliminary closing entries to tentatively functionalize the book cost of the plant retired. In addition, include all costs included in retirement work in progress at year end in the appropriate functional classifications.</p> <p>4. Show separately interest credits under a sinking fund or similar method of depreciation accounting.</p>
--	---

**Section A. Balances and Changes During Year**

Line No.	Item (a)	Total (c+d+e) (b)	Gas Plant in Service (c)	Gas Plant Held for Future use (d)	Gas Plant Leased to Others (e)
1	Balance Beginning of Year	2,184,138,425	2,184,138,425	—	—
2	Depreciation Prov. for Year, Charged to				
3	(403) Depreciation Expense	156,847,743	156,847,743	—	—
4	(403.1) Deprec. and Deplet. Expense	108,081	108,081	—	—
5	(413) Exp. of Gas Plt. Leas. to Others	—	—	—	—
6	Transportation Expenses - Clearing	10,120,704	10,120,704	—	—
7	Other Clearing Accounts	—	—	—	—
8	Other Accounts (Specify):	—	—	—	—
9	(404.3) Amortization - Intangible	8,850,239	8,850,239	—	—
10	TOTAL Deprec. Prov. for Year (Enter Total of lines 3 thru 9)	175,926,767	175,926,767	—	—
11	Net Charges for Plant Retired:				
12	Book Cost of Plant Retired	61,632,074	61,632,074	—	—
13	Cost of Removal	63,338,441	63,338,441	—	—
14	Salvage (Credit)	(689,356)	(689,356)	—	—
15	TOTAL Net Chrgs. for Plant Ret. (Enter Total of lines 12 thru 14)	124,281,159	124,281,159	—	—
16	Other Debit or Credit Items (Describe):				
17	Note (1)	4,428,647	4,428,647	—	—
18					
19	Balance End of Year (Enter Total of lines 1, 10, 15, & 16)	2,240,212,680	2,240,212,680	—	—

**Section B. Balances at End of Year According to Functional Classifications**

20	Production - Manufactured Gas	—	—	—	—
21	Production and Gathering - Natural Gas	—	—	—	—
22	Intangible Plant - Gas	38,551,262	38,551,262	—	—
23	Underground Gas Storage	200,314,515	200,314,515	—	—
24	Other Storage Plant	—	—	—	—
25	Retirement Work in Progress	—	—	—	—
26	Transmission	322,024,112	322,024,112	—	—
27	Distribution	1,575,612,850	1,575,612,850	—	—
28	General	103,709,941	103,709,941	—	—
29	TOTAL (Enter total of lines 20 thru 28)	2,240,212,680	2,240,212,680	—	—

Note(s):

(1) OTHER DEBIT AND CREDIT ITEMS CONSISTS OF THE FOLLOWING:

Section A - Line item Adjustments:

Non-Utility - 2021 Annual Depr Activity	(61,350)
ARO Adjustment, NonLegal ARO & Write off	2,023,383
MPSC Disallowance - Mains	66,737
Gain_Loss	1,230,363
Other adj.	1,169,514
	<u>4,428,647</u>

Line No.

C-16

Name of Respondent DTE Gas Company	This Report Is: (1) <input checked="" type="checkbox"/> An Original (2) <input type="checkbox"/> A Resubmission	Date of Report (Mo, Da, Yr) 04/29/2022	Year of Report 2021/Q4
---------------------------------------	---	--	---------------------------

**GAS STORED (ACCOUNT 117, 164.1, 164.2 AND 164.3)**

1. If during the year adjustment was made to the stored inventory (such as to correct cumulative inaccuracies of measurements), furnish in a footnote an explanation of the reason for adjustment, the Mcf and dollar amount of adjustment, and account charged or credited.

2. Give in a footnote a concise statement of the facts and the accounting performed with respect to any of withdrawals during the year, or restoration of previous encroachment, upon native gas constituting the "gas cushion" of any storage reservoir.

3. If the company uses a "base stock" in connection with its inventory accounting, give a concise statement of the of establishing such "base stock" and the inventory basis the accounting performed with respect to any of withdrawals upon "base stock," or restoration of previous encroachment, including brief particulars of any such accounting during the year.

4. If the company has provided accumulated provision for stored gas which may not eventually be fully recovered from any storage project, furnish a statement showing: (a) date of Commission authorization of such accumulated provision, (b) explanation of circumstances requiring such provision, (c) basis of provision and factors of calculation, (d) estimated ullimate accumulated provision accumulation, and (e) a summary showing balance of accumulated provision and entries during year.

5. Report pressure base of gas volumes as 14.65 psia at 60° F.

Line No.	Description (a)	Noncurrent (Account 117) (b)	Current Account 164.1) (c)	LNG Account 164.2) (d)	LNG (Account 164.3) (e)	Total (f)
1	Balance at Beginning of Year	\$35,302,719	\$39,894,934	\$—	\$—	\$75,197,653
2	Gas Delivered to Storage (contra Account)	—	183,462,120	—	—	183,462,120
3	Gas Withdrawn from Storage (contra Account)	—	(173,192,322)	—	—	(173,192,322)
4	Other Debits or Credits (Net)	—	—	—	—	—
5	Balance at End of Year	\$35,302,719	\$50,164,732	\$—	\$—	\$85,467,451
6	Mcf	62,436,175	47,199,538			109,635,713
7	Amount per Mcf	\$0.56542	\$1.06282			\$0.77956

8 *State basis of segregation of inventory between current and noncurrent portions:*

Current is working inventory gas, while noncurrent is base gas within the storage fields.

Name of Respondent DTE Gas Company	This Report Is: (1) <input checked="" type="checkbox"/> An Original (2) <input type="checkbox"/> A Resubmission	Date of Report (Mo, Da, Yr) 04/29/2022	Year of Report 2021/Q4
---------------------------------------	---	--	---------------------------

**NONUTILITY PROPERTY (Account 121)**

- |  |   |
|--|---|
| <p>1. Give a brief description and state the location of nonutility property included in Account 121.</p> <p>2. Designate with an asterisk any property which is leased to another company. State name of lessee and whether lessee is an associated company.</p> <p>3. Furnish particulars (details) concerning sales, purchases, or transfers or Nonutility Property during the year.</p> <p>4. List separately all property previously devoted to public service and give date of transfer to Account 121, <i>Nonutility Property</i>. These items are separate and</p> | <p>distinct from those allowed to be grouped under instruction No. 5.</p> <p>5. Minor items (5% of the Balance at the End of the Year, for Account 121) may be grouped.</p> <p>6. Natural gas companies which have oil property should report such property by State, classified as to (a) oil lands and land rights, (b) oil wells, and (c) other oil property. Gasoline plants and other plants for the recovery of products from natural gas are classifiable as gas plant and should be reported as such and not shown as <i>Nonutility Property</i>.</p> |
|--|---|

Line No.	Description and Location (a)	Balance at Beginning of Year (b)	Purchases, Sales, Transfers, etc. (c)	Balance at End of Year (d)
1	(All Properties in Michigan)			
2				
3	Land	\$ 194,166	\$ —	\$ 194,166
4	Storage Field Land and Land Rights			
5	Edmore Field	761,548	—	761,548
6	Leased Water Heaters	981,615	—	981,615
7	Minor Items	73,995	—	73,995
8		\$ 2,011,324	\$ —	\$ 2,011,324
9				
10				
11				
12				
13				
14				
15				
16				
17				
18				
19				
20				

**ACCUMULATED PROVISION FOR DEPRECIATION AND AMORTIZATION OF NONUTILITY PROPERTY (Account 122)**

Report below the information called for concerning depreciation and amortization of nonutility property.

Line No.	Item (a)	Amount (b)
1	Balance, Beginning of Year	\$ 1,283,826
2	Accruals for Year, Charged to	
3	(417) Income from Nonutility Operations	
4	(418) Nonoperating Rental Income	
5	Other Accounts ( <i>Specify</i> ):	
6	403.1 Depreciation Expense	61,351
7	TOTAL Accruals for Year ( <i>Enter Total of lines 3 thru 6</i> )	\$ 61,351
8	Net Charges for Plant Retired	
9	Book Cost of Plant Retired	
10	Cost of Removal	
11	Salvage (Credit)	
12	TOTAL Net Charges ( <i>Enter Total of lines 9 thru 11</i> )	
13	Other Debit or Credit Items ( <i>Describe</i> ):	
14		
15	Balance, End of Year ( <i>Enter Total of lines 1, 7, 12, and 14</i> )	\$ 1,345,177

Name of Respondent DTE Gas Company	This Report Is: (1) <input checked="" type="checkbox"/> An Original (2) <input type="checkbox"/> A Resubmission	Date of Report (Mo, Da, Yr) 04/29/2022	Year of Report 2021/Q4
---------------------------------------	---	--	---------------------------

**INVESTMENTS (Accounts 123, 124, 136)**

1. Report below Investments in Accounts 123, *Investment in Associated Companies*, 124, *Other Investments*, and 136, *Temporary Cash Investments*.  
of Directors, and included in Account 124, *Other Investments*, state number of shares, class, and series of stock. Minor investments may be grouped by classes. Investments included in Account 136, *Temporary Cash Investments*, also may be grouped by classes.

2. Provide a subheading for each account and list thereunder the information called for:  
(a) Investment in Securities -- List and describe each security owned, giving name of issuer, date acquired and date of maturity. For bonds, also give principal amount, date of issue, maturity, and interest rate. For capital stock (including capital stock of respondent reacquired under a definite plan for resale) pursuant to authorization by the Board  
(b) Investment Advances -- Report separately for each person or company the amounts of loans or Investment advances which are property includable in Account 123. Advances subject to current repayment should be included in Accounts 145 and 146. With respect to each advance, show whether the advance is a note or open account.

Line No.	Description of Investment (a)	Book Cost at Beginning of Year (if book cost is different from cost to respondent, give cost to respondent in a footnote and explain difference.) (b)	Purchases or Additions During Year (c)
1	<u>Account 123</u>		
2	None		
3			
4	<u>Account 124</u>		
5	Detroit Investment Fund	2,412,232	10,400
6	Contribution made in May 1995		
7	Total Account 124	2,412,232	10,400
8			
9			
10	<u>Account 136</u>		
11	None		
12			
13			
14			
15			
16			
17			
18			
19			
20			
21			
22			
23			
24			
25			
26			
27			
28			
29			
30			
31			
32			
33			
34			
35			
36			
37			
38			
39			



Name of Respondent DTE Gas Company	This Report Is: (1) <input checked="" type="checkbox"/> An Original (2) <input type="checkbox"/> A Resubmission	Date of Report (Mo, Da, Yr) 04/29/2022	Year of Report 2021/Q4
---------------------------------------	---	--	---------------------------

**INVESTMENTS (Accounts 123, 124, 136) (Continued)**

Each note should be listed giving date of issuance, maturity date, and specifying whether note is a renewal. Designate any advances due from officers, directors, stockholders, or employees. Exclude amounts reported on page 229.

3. For any securities, notes or accounts that were pledged designate with an asterisk such securities, notes or accounts and in a footnote state the name of pledge and purpose of the pledge.

4. If Commission approval was required for any advance made or security acquired, designate such fact in a footnote and give name of Commission, date of authorization, and case or docket number.

5. Report in column (g) interest and dividend revenues from investments including such revenues from securities disposed of during the year.

6. In column (h) report for each investment disposed of during the year the gain or loss represented by the difference between cost of investment (or the other amount at which carried in the books of account if different from cost) and the selling price thereof, not including any dividend or interest adjustment includible in column (g).

Sales or Other Dispositions During Year (d)	Principal Amount or No. of Shares at End of Year (e)	Book Cost at End of Year (If book cost is different from cost to respondent, give cost to respondent in a footnote and explain differences.) (f)	Revenues for Year (g)	Gain or Loss from Investment Disposed of (h)	Line No.
—	2,422,632	2,422,632	—	—	1
					2
					3
					4
					5
					6
—	2,422,632	2,422,632	—	—	7
					8
					9
					10
					11
					12
					13
					14
					15
					16
					17
					18
					19
					20
					21
					22
					23
					24
					25
					26
					27
					28
					29
					30
					31
					32
					33
					34
					35
					36
					37
					38
					39

Name of Respondent DTE Gas Company	This Report Is: (1) <input checked="" type="checkbox"/> An Original (2) <input type="checkbox"/> A Resubmission	Date of Report (Mo, Da, Yr) 04/29/2022	Year of Report 2021/Q4
---------------------------------------	---	--	---------------------------

**INVESTMENT IN SUBSIDIARY COMPANIES (Account 123.1)**

1. Report below Investments in Accounts 123.1, *Investments in Subsidiary Companies.* (b) Investment Advances -- Report separately the amounts of loans or investment advances which are subject to repayment, but which are not subject to current settlement. With respect to each advance show whether the advance is a note or open account. List each note giving date of renewal.

2. Provide a subheading for each company and list thereunder the information called for below. Sub-total by company and give a total in columns (e), (f), (g) and (h).  
(a) Investment in Securities -- List and describe each security owned. For bonds give also principal amount, date of issue, maturity, and interest rate.

3. Report separately the equity in undistributed subsidiary earnings since acquisition. The total in column (e) should equal the amount entered for Account 418.1

Line No.	Description of Investment (a)	Date Acquired (b)	Date of Maturity (c)	Amount of Investment at Beginning of Year (d)
1				
2	<b>BLUE LAKE HOLDINGS, INC</b>			
3	COMMON STOCK	6/25/91		—
4	(PAR VALUE \$0.01 PER SHARE, 10			
5	SHARES AT 12-31-98)			
6	ADDITIONAL PAID IN CAPITAL			7,490,192
7	OTHER COMPREHENSIVE INCOME			—
8	EQUITY IN EARNINGS			3,185,115
9	Total			10,675,307
10				
11				
12				
13				
14				
15				
16				
17				
18				
19				
20				
21				
22				
23				
24				
25				
26				
27				
28				
29				
30				
31				
32				
33				
34				
35				
36				
37				
38				
39	TOTAL Cost of Account 123.1		TOTAL	10,675,307

Name of Respondent DTE Gas Company	This Report Is: (1) <input checked="" type="checkbox"/> An Original (2) <input type="checkbox"/> A Resubmission	Date of Report (Mo, Da, Yr) 04/29/2022	Year of Report 2021/Q4
---------------------------------------	---	--	---------------------------

**INVESTMENT IN SUBSIDIARY COMPANIES (Account 123.1) (Continued)**

4. For any securities, notes or accounts that were pledged, designate such securities, notes, or accounts in a footnote, and state the name of pledgee and purpose of the pledge.

5. If Commission approval was required for any advance made or security acquired, designate such fact in a footnote and give name of Commission, date of authorization, and case or docket number.

6. Report column (f) interest and dividend revenues from investments, including such revenues from securities disposed of during the year.

7. In column (h) report for each investment disposed of during the year, the gain or loss represented by the difference between cost of the investment (or the other amount at which carried in the books of account if different from cost) and the selling price thereof, not including interest adjustment includible in column (f).

8. Report on Line 42, column (a) the total cost of Account 123.1.

Equity in Subsidiary Earnings for Year (e)	Revenues for Year (f)	Amount of Investment at End of Year (g)	Gain or Loss from Investment Disposed of (h)	Line No.
		—		1
				2
				3
				4
				5
		7,490,192		6
		—		7
1,086,074	—	4,271,189		8
1,086,074	—	11,761,381		9
				10
				11
				12
				13
				14
				15
				16
				17
				18
				19
				20
				21
				22
				23
				24
				25
				26
				27
				28
				29
				30
				31
				32
				33
				34
				35
				36
				37
				38
1,086,074	—	11,761,381		39

Name of Respondent DTE Gas Company	This Report Is: (1) <input checked="" type="checkbox"/> An Original (2) <input type="checkbox"/> A Resubmission	Date of Report (Mo, Da, Yr) 04/29/2022	Year of Report 2021/Q4
---------------------------------------	---	--	---------------------------

**NOTES AND ACCOUNTS RECEIVABLE SUMMARY FOR BALANCE SHEET**

Show separately by footnote the total amount of notes and accounts receivable from directors, officers, and employees included in Notes Receivable (Account 141) and Other Accounts Receivable (Account 143).

Line No.	Accounts (a)	Balance Beginning of Year (b)	Balance End of Year (c)
1	Notes Receivable (Account 141)	2,243,909	2,572,621
2	Customer Accounts Receivable (Account 142)	189,457,551	178,994,173
3	Other Accounts Receivable (Account 143) (1) (Disclose any capital stock subscriptions received)	16,919,885	19,283,233
4	TOTAL	208,621,345	200,850,027
5	Less: Accumulated Provision for Uncollectible Accounts-Cr. (Account 144)	31,885,662	30,175,029
6	TOTAL, Less Accumulated Provision for Uncollectible Accounts	176,735,683	170,674,998
7			
8			
9	(1) Includes amount receivable from Employees	(48,324)	(9,872)
10			
11			
12			

**ACCUMULATED PROVISION FOR UNCOLLECTIBLE ACCOUNT-CR. (Account 144)**

- Report below the information called for concerning this accumulated provision.
- Explain any important adjustments of subaccounts.
- Entries with respect to officers and employees shall not include items for utility services.

Line No.	Item (a)	Utility Customers (b)	Merchandise Jobbing and Contract Work (c)	Officers and Employees (d)	Other (e)	Total (f)
1	Balance beginning of year	30,053,462	0	0	1,832,200	31,885,662
2	Prov. For uncollectibles for current year (2)	16,295,232	0	0	314,337	16,609,569
3	Accounts written off	(42,350,522)	0	0	0	(42,350,522)
4	Coll. Of accounts written off	24,029,311	0	0	1,009	24,030,320
5	Adjustments (explain): .....	0	0	0		
6	Balance end of year	28,027,483	0	0	2,147,546	30,175,029
7	(2) The uncollectible provision per the balance sheet does not include direct expense charged to the income statement, which					
8	is primarily related to low income match write offs:					
9	Provision for uncollectibles-utility	16,295,232				
10	Reverse prior deferral of provision for uncollectibles-utility (U-20757)	1,667,481				
11	Provision for uncollectibles-merch.	0				
12	Directly charged to expense	140,826				
13	Uncollectibles Expense (acct 904)	18,103,539				
14						

Name of Respondent DTE Gas Company	This Report Is: (1) <input checked="" type="checkbox"/> An Original (2) <input type="checkbox"/> A Resubmission	Date of Report (Mo, Da, Yr) 04/29/2022	Year of Report 2021/Q4
---------------------------------------	---	--	---------------------------

**RECEIVABLES FROM ASSOCIATED COMPANIES (Account 145, 146)**

1. Report particulars of notes and accounts receivable from associated companies* at end of year.	4. If any note was received in satisfaction of an open account, state the period covered by such open account.
2. Provide separate headings and totals for Accounts 145, Notes Receivable from Associated Companies, and 146, Accounts Receivable from Associated Companies, in addition to a total for the combined accounts.	5. Include in column (f) interest recorded as income during the year including interest on accounts and notes held any time during the year.
3. For notes receivable, list each note separately and state purpose for which received. Show also in column (a) date of note, date of maturity and interest rate.	6. Give particulars of any notes pledged or discounted, also of any collateral held as guarantee of payment of any note or account

\* NOTE: "Associated companies" means companies or persons that, directly or indirectly, through one or more intermediaries, control, or are controlled by, or are under common control with, the accounting company. This includes related parties.

"Control" (including the terms "controlling," "controlled by," and "under common control with") means the possession, directly or indirectly, of the power to direct or cause the direction of the management and policies of a company, whether such power is exercised through one or more intermediary companies, or alone, or in conjunction with, or pursuant to an agreement, and whether such power is established through a majority or minority ownership or voting of securities, common directors, officers, or stockholders, voting trusts, holding trusts, associates companies, contract or any other direct or indirect means.

Line No.	Particulars (a)	Balance Beginning of Year (b)	Totals for Year		Balance End of Year (e)	Interest for Year (f)
			Debits (c)	Credits (d)		
1	<u>Account 145</u>					
2	DTE Gas Services Company	927,375	—	797,221	130,154	747
3	DTE Energy Company	—	—	—	—	33
4	<b>Total Account 145</b>	927,375	—	797,221	130,154	780
5						
6	Notes receivable from associated companies arise from the Inter-Company Loan Agreements					
7	Purpose: To provide a line of credit to associated companies					
8	Maturity Date: N/A					
9	Interest Rate: Adjusted monthly based on the prior month commercial paper market rate. December 2021 rate 0.1255%					
10						
11						
12	<u>Account 146</u>					
13	DTE Energy Resources, LLC	107,406	—	107,386	20	—
14	DTE Electric Company	—	8,030,854	—	8,030,854	—
15	DTE Gas Holdings, Inc.	24	—	—	24	—
16	Saginaw Bay Pipeline Company*	3,539	—	3,539	—	—
17	DTE Michigan Lateral Company*	65,983	—	65,983	—	—
18	Citizens Gas Fuel Company	—	2,288	—	2,288	—
19	DTE Millennium Company*	21,096	—	21,096	—	—
20	DTE Gas Storage Company*	2,519	—	2,519	—	—
21	DTE Gas Services Company	13,093	1,871	—	14,964	—
22	Washington 10 Storage Corporation*	436,380	—	436,380	—	—
23	DTE Sustainable Generation Holding	—	177,656	—	177,656	—
24						
25	*Affiliated companies prior to DTE Energy spin-off of DT Midstream on July 1, 2021.					

Name of Respondent DTE Gas Company	This Report Is: (1) <input checked="" type="checkbox"/> An Original (2) <input type="checkbox"/> A Resubmission	Date of Report (Mo, Da, Yr) 04/29/2022	Year of Report 2021/Q4
---------------------------------------	---	--	---------------------------

**RECEIVABLES FROM ASSOCIATED COMPANIES (Account 145, 146) (Continued)**

1. Report particulars of notes and accounts receivable from associated companies* at end of year.	4. If any note was received in satisfaction of an open account, state the period covered by such open account.
2. Provide separate headings and totals for Accounts 145, Notes Receivable from Associated Companies, and 146, Accounts Receivable from Associated Companies, in addition to a total for the combined accounts.	5. Include in column (f) interest recorded as income during the year including interest on accounts and notes held any time during the year.
3. For notes receivable, list each note separately and state purpose for which received. Show also in column (a) date of note, date of maturity and interest rate.	6. Give particulars of any notes pledged or discounted, also of any collateral held as guarantee of payment of any note or account

\* NOTE: "Associated companies" means companies or persons that, directly or indirectly, through one or more intermediaries, control, or are controlled by, or are under common control with, the accounting company. This includes related parties.

"Control" (including the terms "controlling," "controlled by," and "under common control with") means the possession, directly or indirectly, of the power to direct or cause the direction of the management and policies of a company, whether such power is exercised through one or more intermediary companies, or alone, or in conjunction with, or pursuant to an agreement, and whether such power is established through a majority or minority ownership or voting of securities, common directors, officers, or stockholders, voting trusts, holding trusts, associates companies, contract or any other direct or indirect means.

Line No.	Particulars (a)	Balance Beginning of Year (b)	Totals for Year		Balance End of Year (e)	Interest for Year (f)
			Debits (c)	Credits (d)		
26	Account 146 (continued)					
27						
28						
29						
30						
31						
32						
33						
34						
35						
36						
37						
38						
39						
40						
41						
42						
43						
44						
45						
46						
47						
48						
49	<b>TOTAL Account 146</b>	650,040	8,212,669	636,903	8,225,806	—
50	TOTAL Accounts 145 and 146	1,577,415	8,212,669	1,434,124	8,355,960	780

Name of Respondent DTE Gas Company	This Report Is: (1) <input checked="" type="checkbox"/> An Original (2) <input type="checkbox"/> A Resubmission	Date of Report (Mo, Da, Yr) 04/29/2022	Year of Report 2021/Q4
---------------------------------------	---	--	---------------------------

**MATERIAL AND SUPPLIES**

1. For Accounts 154, report the amount of plant materials and operating supplies under the primary functional classifications as indicated in column (a); estimates of amounts by function are acceptable. In column (d), designate the department or departments which use the class of material. Nonmajor companies may report total on line 4.

2. Give an explanation of important inventory adjustments during the year (on a supplemental page) showing general classes of material and supplies and the various accounts (operating expenses, clearing accounts, plant, etc.) affected-debited or credited. Show separately debits or credits to stores expense-clearing, if applicable.

Line No.	Account (a)	Balance Beginning of Year (b)	Balance End of Year (c)	Dept. or Departments Which Use Material (d)
1	Fuel Stock (Account 151)			
2	Fuel Stock Expenses Undistributed (Account 152)			
3	Residuals and Extracted Products (Account 153)			
4	Plant Materials & Operating Supplies (Account 154)			
5	Assigned to - Construction (Estimated)	10,485,240	12,280,377	
6	Assigned to - Operations & Maintenance			
7	Production Plant (Estimated)	8,839,767	8,546,247	
8	Transmission Plant (Estimated)			
9	Distribution Plant (Estimated)			
10	Assigned to - Other			
11	TOTAL Account 154 ( <i>Enter Total of line 5 thru 10</i> )	19,325,007	20,826,624	
12	Merchandise (Account 155)			
13	Other Material & Supplies (Account 156)			
14	Nuclear Materials Held for Sale (Account 157) ( <i>Not applicable to Gas Utilities</i> )			
15	Stores Expense Undistributed (Account 163)	1,361,532	2,286,926	
16				
17				
18				
19				
20	TOTAL Materials & Supplies (Per Balance Sheet)	20,686,539	23,113,550	

--	--	--	--	--

Name of Respondent DTE Gas Company	This Report Is: (1) <input checked="" type="checkbox"/> An Original (2) <input type="checkbox"/> A Resubmission	Date of Report (Mo, Da, Yr) 04/29/2022	Year of Report 2021/Q4
---------------------------------------	---	--	---------------------------

**PREPAYMENTS (Account 165)**

1. Report below the particulars (details) on each prepayment.      2. Report all payments for undelivered gas on line 5 and complete pages 226 to 227 showing particulars (details) for gas prepayments.

Line No.	Nature of Payment (a)	Balance at End of Year (In Dollars) (b)
1	Prepaid Insurance	—
2	Prepaid Rents	—
3	Prepaid Taxes (pages 262-263)	18,906,938
4	Prepaid Interest	—
5	Gas Prepayments (pages 226-227)	—
6	Miscellaneous Prepayments (1)	3,439,266
7	<b>TOTAL</b>	<b>22,346,204</b>

Notes:	Balance at End of Year (In Dollars)
(1) Miscellaneous Prepayments: Prepaid MPSC Fee	938,619
Flex Spending Account Deposit	189,391
Prepayment of Medical & Dental Costs	1,835,771
Prepaid Benefit Administration Fees	22,463
Prepaid Software	453,022
	<b>3,439,266</b>

**EXTRAORDINARY PROPERTY LOSSES (Account 182.1)**

Line No.	Description of Extraordinary Loss [Include in the description the date of loss, the date of Commission authorization to use Account 182.1 and period of amortization (mo, yr to mo, yr.)] (a)	Total Amount of Loss (b)	Losses Recognized During Year (c)	WRITTEN OFF DURING YEAR		Balance at End of Year (f)
				Account Charged (d)	Amount (e)	
1						
2						
3						
4						
5						
6						
7						
8	<b>TOTAL</b>	\$0	\$0		\$0	\$0

**UNRECOVERED PLANT AND REGULATORY STUDY COSTS (182.2)**

Line No.	Description of Unrecovered Plant and Regulatory Study Costs [Included in the description of costs, the date of Commission authorization to use Account 182.2, and period of amortization (mo, yr, to mo, yr.)] (a)	Total Amount of Charges (b)	Costs Recognized During Year (c)	WRITTEN OFF DURING YEAR		Balance at End of Year (f)
				Account Charged (d)	Amount (e)	
9						
10						
11						
12						
13						
14						
15						
16						
17	<b>TOTAL</b>	\$0	\$0		\$0	\$0



Name of Respondent DTE Gas Company	This Report Is: (1) <input checked="" type="checkbox"/> An Original (2) <input type="checkbox"/> A Resubmission	Date of Report (Mo, Da, Yr) 04/29/2022	Year of Report 2021/Q4
---------------------------------------	---	--	---------------------------

**OTHER REGULATORY ASSETS**

- |  |   |
|--|---|
| <p>1. Reporting below the particulars (details) called for concerning other regulatory assets which are created through the ratemaking actions of regulatory agencies (and not includable in other amounts).</p> <p>2. For regulatory assets being amortized, show period of amortization in column (a).</p> | <p>3. Minor items (amounts less than \$50,000 may be grouped by classes).</p> <p>4. Give the number and name of the account(s) where each amount is recorded.</p> |
|--|---|

Line No.	Description and Purpose of Other Regulatory Assets (a)	Debits (b)	CREDITS		Balance at End of Year (e)
			Account Charged (c)	Amount (d)	
1	Energy Waste Reduction	10,199,178	496	9,364,526	20,110,366
2	Uncollectible Tracker	754,014	904	2,421,494	—
3	Pension Expense Deferral	47,671,079	926	33,854,942	15,556,113
4	Demand Response	761,748			761,748
5					
6					
7					
8					
9					
10					
11					
12					
13					
15					
16					
17					
18					
19					
20					
21					
22					
23					
24					
25					
26					
27					
28					
29					
30					
31					
32					
33					
34					
35					
36					
37					
38					
39					
40	<b>TOTAL</b>	59,386,019		45,640,962	36,428,227

Name of Respondent DTE Gas Company		This Report Is: (1) <input checked="" type="checkbox"/> An Original (2) <input type="checkbox"/> A Resubmission		Date of Report (Mo, Da, Yr) 04/29/2022		Year of Report 2021/Q4
<b>MISCELLANEOUS DEFERRED DEBITS (Account 186)</b>						
1. Report below the particulars (details) called for concerning miscellaneous deferred debits.			3. Minor items (less than \$50,000) may be grouped by classes.			
2. For any deferred debit being amortized, show period of amortization in column (a).						
Line No.	Description of Miscellaneous Deferred Debits (a)	Balance at Beginning of Year (b)	Debits (c)	CREDITS		Balance at End of Year (f)
				Account Charged (d)	Amount (e)	
1	Recoverable Pension and OPEB Cost	518,007,760	12,463,240	182,3, 228.3, 254	189,428,217	341,042,783
2	Reg Asset-Environmental Costs (U-10150, U-13898) (1)	57,165,065	946,526	253, 930.2	6,975,945	51,135,646
3	Reg Asset - AFUDC Deferred Tax (U-15985) (2)	6,815,737	632,822	190	149,240	7,299,319
4	Accum. Def. Michigan Corporate Income Tax (U-16864) (3)	33,500,412	—	283, 410.1	3,317,628	30,182,784
5	Reg Asset - Medicare Subsidy Def. Tax (U-16864) (4)	905,671	—	283, 410.1	226,440	679,231
6	LT Customer Attachments	8,268,358	1,719,617	141	713,792	9,274,183
7	Accum. Def. City Of Detroit Income Tax (U-17999) (5)	1,499,347	—	283, 410.1	117,732	1,381,615
8	Prepaid Pension	210,655,000	59,706,000	—	—	270,361,000
9	N/R - Vector Pipeline Lease	38,367,901	3,169,394	141, 142	4,071,036	37,466,259
10	Financing Expense ST Debt (6)	1,082,894	3,560,066	232, 431	3,618,267	1,024,693
11	LT Receivables - Employees	280,013	—	926	68,846	211,167
12	Energy Waste Reduction Incentive	13,697,960	16,026,375	496	13,592,265	16,132,070
13	Prepaid OPEB	226,899,000	72,743,735	228.3, 926	24,361,735	275,281,000
14	Renewable Natural Gas	—	900,000	804, 813	573,314	326,686
15	Contract Asset Easement Agreement	—	1,392,857	—	—	1,392,857
16	Carbon Offsets	—	1,502,272	813	31,471	1,470,801
17						
18	Note: Above docket numbers refer to original					
19	authorization of regulatory asset.					
20						
21						
22	(1) Environmental costs related to former					
23	Manufactured Gas Plants (MGP) subject to 10 year					
24	amortization by vintage layer beginning subsequent					
25	year of payment					
26	(2) AFUDC Deferred Tax - 48 year amortization					
27	(3) Accum. Def. Michigan Corporate Income Tax - 28 year					
28	amortization					
29	(4) Medicare Subsidy Def. Tax - 12 year amortization					
30	(5) Accum. Def. City of Detroit Income Tax - 23 year					
31	amortization					
34	(6) Financing Expense ST Debt - 5 year amortization					
35						
36						
37						
38						
39						
40	Misc. Work in Progress					
41	DEFERRED REGULATORY COMM. EXPENSES (SEE PAGES 350-351)					
42	TOTAL	1,117,145,118				1,044,662,094

Name of Respondent DTE Gas Company	This Report Is: (1) <input checked="" type="checkbox"/> An Original (2) <input type="checkbox"/> A Resubmission	Date of Report (Mo, Da, Yr) 4/29/2022	Year of Report 2021/Q4
---------------------------------------	---	---	---------------------------

**ACCUMULATED DEFERRED INCOME TAXES (Account 190)**

1. Report the information called for below concerning the respondent's accounting for deferred income taxes.      2. At Other (Specify), include deferrals relating to other income and deductions.

Line No.	Account Subdivisions (a)	Balance at Beginning of Year (b)	Changes During Year	
			Amounts Debited to Account 410.1 (c)	Amounts Credited to Account 411.1 (d)
1	Electric			
2				
3				
4				
5				
6				
7	Other			
8	TOTAL Electric (Enter Total of lines 2 thru 7)			
9	Gas			
10	Bad Debts	\$6,695,988	\$359,233	\$—
11	Vacation Liability	2,686,580	208,488	—
12				
13				
14				
15	Other	169,495,857	13,228,372	36,528,956
16	TOTAL Gas (Enter Total of lines 10 thru 15)	178,878,425	13,796,093	36,528,956
17	Other (Specify)			
18	TOTAL (Account 190) (Enter Total of lines 8,16 & 17)	\$178,878,425	\$13,796,093	\$36,528,956
19	Classification of Total:			
20	Federal Income Tax	178,878,425	13,796,093	36,528,956
21	State Income Tax			
22	Local Income Tax			

NOTES

*In the space provided below, identify by amount and classification, significant items for which deferred taxes area being provided. Indicate insignificant amounts listed under Other.*

Other Line 15  
SEE Page 234.1

Name of Respondent DTE Gas Company	This Report Is: (1) <input checked="" type="checkbox"/> An Original (2) <input type="checkbox"/> A Resubmission	Date of Report (Mo, Da, Yr) 04/29/2022	Year of Report 2021/Q4
---------------------------------------	---	--	---------------------------

**ACCUMULATED DEFERRED INCOME TAXES (Account 190) Continued**

3. If more space is needed, use separate pages as required. and classification, significant items for which deferred taxes are being provided. Indicate insignificant amounts listed under Other

4. In the space provided below, identify by amount

Changes During Year		ADJUSTMENTS				Balance at End of Year (k)	Line No.
Amounts Debited to Account 410.2 (e)	Amounts Credited to Account 411.2 (f)	DEBITS		CREDITS			
		Acct. No. (g)	Amount (h)	Acct. No. (i)	Amount (j)		
							1
							2
							3
							4
							5
							6
							7
							8
							9
						\$6,336,755	10
				146	1,660	2,476,432	11
							12
						—	13
						—	14
499,950	3,337,251	—	—	—	38,348,941	157,284,801	15
499,950	3,337,251	—	—	—	38,350,601	166,097,988	16
							17
\$499,950	\$3,337,251	\$—	\$—	\$—	\$38,350,601	\$166,097,988	18
							19
499,950	3,337,251	—	—	—	38,350,601	166,097,988	20
							21
							22

NOTES (Continued)

Other Line 15  
SEE Page 235.1

Name of Respondent DTE Gas Company	This Report Is: (1) <input checked="" type="checkbox"/> An Original (2) <input type="checkbox"/> A Resubmission	Date of Report (Mo, Da, Yr) 04/29/2022	Year of Report 2021/Q4	
<b>ACCUMULATED DEFERRED INCOME TAXES (Account 190) Continued</b>				
1. Report the information called for below concerning the respondent's accounting for deferred income taxes.		2. At Other (Specify), include deferrals relating to other income and deductions.		
Line No.	Account Subdivisions (a)	Balance at Beginning of Year (b)	Changes During Year	
			Amounts Debited to Account 410.1 (c)	Amounts Credited to Account 411.1 (d)
NOTES (Cont'd)				
1	Stock Compensation	\$436,192	\$—	\$—
2	Interest Expense	184,423	—	—
3	Severance Plans	39,015	33,471	—
4	Section 263A Adjustment-Inventory	10,896,803	—	504,168
5	Reserve for Injuries and Damages	598,176	1	101,164
6	State Deferred Taxes	29,133,682	—	4,268,108
7	Charitable Contribution Carryforward	10,616,373	329,583	—
8	Net Operating Loss	22,319,698	12,379,181	—
9	Bonus Accrual and Payments	1,380,973	127,525	—
10	Workers' Comp Payments	466,368	103,710	—
11	Long Term Disability Plan	20,160	8,400	—
12	Reserve for Lost Gas	(360,138)	246,501	—
13	Inventory Reserve	191,190	—	34,050
14	State Tax Reserves	381,192	—	—
15	Other Comprehensive Income	95,042	—	—
16	Tax Credit Carryforward	1,896,730	—	160,999
17	Inventory Method Adjustment	27,093	—	—
18	Tax Reform Regulatory Liability - Gross-up	89,739,894	—	29,743,458
19	Charitable Contributions	—	—	—
20	MEF Payments	1,432,991	—	1,717,009
21				
22				
23	Total Other	\$169,495,857	\$13,228,372	\$36,528,956

Name of Respondent DTE Gas Company	This Report Is: (1) <input checked="" type="checkbox"/> An Original (2) <input type="checkbox"/> A Resubmission	Date of Report (Mo, Da, Yr) 4/29/2022	Year of Report 2021/Q4
---------------------------------------	---	---	---------------------------

**ACCUMULATED DEFERRED INCOME TAXES (Account 190) Continued**

3. If more space is needed, use separate pages as required. and classification, significant items for which deferred taxes are being provided. Indicate insignificant amounts listed under Other

4. In the space provided below, identify by amount

Changes During Year		ADJUSTMENTS				Balance at End of Year (k)	Line No.
Amounts Debited to Account 410.2 (e)	Amounts Credited to Account 411.2 (f)	DEBITS		CREDITS			
		Acct. No. (g)	Amount (h)	Acct. No. (i)	Amount (j)		
NOTES (Continued)							
\$—	\$—		\$—		\$—	\$436,192	1
—	16,200		—		—	200,623	2
—	—		—		—	5,544	3
—	—		—		—	11,400,971	4
—	—		—		—	699,339	5
199,194	—		—	254	143,915	33,058,681	6
—	—		—		—	10,286,790	7
300,756	1,137,051		—		—	10,776,812	8
—	—		—		—	1,253,448	9
—	—		—		—	362,658	10
—	—		—		—	11,760	11
—	—		—		—	(606,639)	12
—	—		—		—	225,240	13
—	—		—		—	381,192	14
—	—		—		—	95,042	15
—	—		—		—	2,057,729	16
—	—		—		—	27,093	17
—	—		—	254	38,205,026	81,278,326	18
—	2,184,000		—		—	2,184,000	19
—	—		—		—	3,150,000	20
							21
							22
							23
\$499,950	\$3,337,251		\$—		\$38,348,941	\$157,284,801	24

Name of Respondent DTE Gas Company	This Report Is: (1) <input checked="" type="checkbox"/> An Original (2) <input type="checkbox"/> A Resubmission	Date of Report (Mo, Da, Yr) 04/29/2022	Year of Report 2021/Q4
---------------------------------------	---	--	---------------------------

**CAPITAL STOCK (Accounts 201 and 204)**

1. Report below the particulars (details) called for concerning common and preferred stock at end of year, distinguishing separate series of any general class. Show separate totals for common and preferred stock. If information to meet the stock exchange reporting requirement outlined in column (a) is available from the SEC 10-K Report Form filing, a specific reference to the report form (i.e. year and company title) may be reported in column (a) provided the fiscal years for both the 10-K report and this report are compatible.

2. Entries in column (b) should represent the number of shares authorized by the articles of incorporation as amended to end of year.

Line No.	Class and Series of Stock and Name of Stock Exchange (a)	Number of Shares Authorized by Charter (b)	Par or Stated Value Per Share (c)	Call Price at End of Year (d)
1	COMMON STOCK	15,100,000	\$1.00	-
2				
3	CUMULATIVE PREFERRED STOCK			
4	SERIES:			
5	REDEEMABLE \$2.05 SERIES	7,000,000	\$1.00	N/A
6				
7	CUMULATIVE PREFERENCE STOCK	4,000,000	\$1.00	N/A
8				
9				
10				
11				
12				
13				
14				
15				
16				
17				
18				
19				
20				
21				
22				
23				
24				
25				
26				
27				
28				
29				
30				
31				
32				
33				
34				
35				
36				
37				
38				
39				
40				
41				
42				

Name of Respondent DTE Gas Company	This Report Is: (1) <input checked="" type="checkbox"/> An Original (2) <input type="checkbox"/> A Resubmission	Date of Report (Mo, Da, Yr) 04/29/2022	Year of Report 2021/Q4
---------------------------------------	---	--	---------------------------

**CAPITAL STOCK (Accounts 201 and 204) (Continued)**

3. Give particulars (details) concerning shares of any class and series of stock authorized to be issued by a regulatory commission which have not yet been issued.  
4. The identification of each class of preferred stock should show the dividend rate and whether the dividends are cumulative or noncumulative.  
5. State in a footnote if any capital stock which has been nominally issued is nominally outstanding at end of year.  
6. Give particulars (details) in column (a) of any nominally issued capital stock, reacquired stock or stock in sinking and other funds which is pledged, stating name of pledgee and purpose of pledge.

OUTSTANDING PER BALANCE SHEET <i>(Total amount outstanding without reduction for amounts held by respondent.)</i>		HELD BY RESPONDENT				Line No.
		AS REACQUIRED STOCK (Account 217)		IN SINKING AND OTHER FUNDS		
Shares (e)	Amount (f)	Shares (g)	Cost (h)	Shares (i)	Amount (j)	
10,300,000	\$10,300,000					1
						2
						3
						4
	-					5
						6
	-					7
						8
						9
						10
						11
						12
						13
						14
						15
						16
						17
						18
						19
						20
						21
						22
						23
						24
						25
						26
						27
						28
						29
						30
						31
						32
						33
						34
						35
						36
						37
						38
						39
						40
						41
						42



Name of Respondent DTE Gas Company	This Report Is: (1) <input checked="" type="checkbox"/> An Original (2) <input type="checkbox"/> A Resubmission	Date of Report (Mo, Da, Yr) 04/29/2022	Year of Report 2021/Q4
---------------------------------------	---	--	---------------------------

**OTHER PAID-IN CAPITAL (Accounts 208-211, inc.)**

Report below the balance at the end of the year and the information specified below for the respective other paid-in capital accounts. Provide a subheading for each account and show a total for the account, as well as total of all accounts for reconciliation with balance sheet, page 112. Add more columns for any account if deemed necessary. Explain changes made in any account during the year and give the accounting entries effecting such change.

(a) *Donations Received from Stockholders* (Account 208)--State amount and give brief explanation of the origin and purpose of each donation.

(b) *Reduction in Par or Stated Value of Capital Stock* (Account 209)-- State amount and give brief explanation of the

capital changes which gave rise to amounts reported under this caption including identification with the class and series of stock to which related.

(c) *Gain on Resale or Cancellation of Reacquired Capital Stock* (Account 210)--Report balance at beginning of year, credits, debits and balance at end of year with a designation of the nature of each credit and debit identified by the class and series of stock to which related.

(d) *Miscellaneous Paid-in Capital* (Account 211)--Classify amounts included in this account according to captions which, together with brief explanations, disclose the general nature of the transactions which gave rise to the reported amounts.

Line No.	Item (a)	Amount (b)
1	<u>ACCOUNT 209 REDUCTION IN PAR OR STATED VALUE OF COMMON STOCK</u>	
2		
3	BALANCE, DECEMBER 31, 2020	\$133,900,000
4	NO TRANSACTIONS DURING 2021	-
5		
6	BALANCE, DECEMBER 31, 2021	\$133,900,000
7		
8		
9	<u>ACCOUNT 210 GAIN ON RESALE OR CANCELLATION OF REACQUIRED CAPITAL STOCK</u>	
10		
11	BALANCE, DECEMBER 31, 2020	\$12,525
12	NO TRANSACTIONS DURING 2021	-
13		
14	BALANCE, DECEMBER 31, 2021	\$12,525
15		
16		
17		
18	<u>ACCOUNT 211 MISCELLANEOUS PAID-IN-CAPITAL</u>	
19		
20	BALANCE, DECEMBER 31, 2020	\$965,131,831
21	CAPITAL CONTRIBUTION - CASH	147,000,000
22	CAPITAL REDUCTION - ASSET	-
23		
24	BALANCE, DECEMBER 31, 2021	\$1,112,131,831
25		
26		
27		
28		
29		
30		
31		
32		
33		
34		
35		
36		
37		
38		
39		
40	<b>TOTAL</b>	<b>\$1,246,044,356</b>

Name of Respondent DTE Gas Company	This Report Is: (1) <input checked="" type="checkbox"/> An Original (2) <input type="checkbox"/> A Resubmission	Date of Report (Mo, Da, Yr) 04/29/2022	Year of Report 2021/Q4
---------------------------------------	---	--	---------------------------

**SECURITIES ISSUED OR ASSUMED AND SECURITIES REFUNDED OR RETIRED  
DURING THE YEAR**

1. Furnish a supplemental statement giving a brief description of security financing and refinancing transactions during the year and the accounting for the securities, discounts, premiums, expenses, and related gains or losses. Identify as to Commission authorization numbers and dates.

2. Furnish particulars (details) showing fully the accounting for the total principal amount, par value, or stated value of each class and series of security issued, assumed, retired, or refunded and the accounting for premiums, discounts, expenses, and gains or losses relating to the securities. Set forth the facts of the accounting clearly with regard to redemption premiums, unamortized discounts, expenses, and gains or losses relating to securities retired or refunded, including the accounting for such amounts carried in the respondent's accounts at the date of the refunding or refinancing transactions with respect to securities previously refunded or retired.

3. Include in the identification of each class and series of security, as appropriate, the interest or dividend rate, nominal date of issuance, maturity date, aggregate principal amount, par value or stated value, and number of shares. Give also the issuance of redemption price and name of the principal underwriting firm through which the security transactions were consummated.

4. Where the accounting for amounts relating to securities refunded or retired is other than that specified in General Instruction 16 of the Uniform System of Accounts, give references to the commission authorization for the different accounting and state the accounting method.

5. For securities assumed, give the name of the company for which the liability on the securities was assumed as well as particulars (details) of the transactions whereby the respondent undertook to pay obligations of another company. If any unamortized discounts, premiums, expenses, and gains or losses were taken over onto the respondent's books, furnish details of these amounts with amounts relating to refunded securities clearly earmarked.

**SECURITIES REDEEMED**

N/A

**SECURITIES ISSUED**

**\$60,000,000 2.07% First Mortgage Bonds, 2021 Series C Due 2031**

\$60,000,000 2.07% First Mortgage Bonds, 2021 Series C Due 2031 were issued on November 16, 2021 at 100% with placement agents KeyBanc Capital Markets and US Bancorp.

Proceeds from the offering used for the repayment of short-term borrowings and general corporate purposes, including funding capital expenditures.

The principal amount of \$60,000,000 was credited to Account 221 and issuance expenses of \$375,665 were charged to Account 181. These costs of issuance will be amortized over the life of the Bonds by charges to Account 428.

**\$95,000,000 2.85% First Mortgage Bonds, 2021 Series D Due 2051**

\$95,000,000 2.85% First Mortgage Bonds, 2021 Series D Due 2051 were issued on November 16, 2021 at 100% with placement agents KeyBanc Capital Markets and US Bancorp.

Proceeds from the offering used for the repayment of short-term borrowings and general corporate purposes, including funding capital expenditures.

The principal amount of \$95,000,000 was credited to Account 221 and issuance expenses of \$594,803 were charged to Account 181. These costs of issuance will be amortized over the life of the Bonds by charges to Account 428.

Name of Respondent DTE Gas Company	This Report Is: (1) <input checked="" type="checkbox"/> An Original (2) <input type="checkbox"/> A Resubmission	Date of Report (Mo, Da, Yr) 04/29/2022	Year of Report 2021/Q4
---------------------------------------	---	--	---------------------------

**LONG-TERM DEBT (Accounts 221, 222, 223 and 224)**

1. Report by balance sheet Account the particulars (details) concerning long-term debt included in Accounts 221, Bonds, 222 Reacquired Bonds, 223, Advances from Associated Companies, and 224, Other Long-Term Debt. If information to meet the stock exchange reporting requirement outlined in column (a) is available from the SEC 10-K Report Form filing, a specific reference to the report for (i.e. year and company title) may be reported in column (a) provided the fiscal years for both the 10-K report and this report are compatible.

2. For bonds assumed by the respondent, include in column (a) the name of the issuing company as well as a description of the bonds.

3. For advances from Associated Companies, report separately advances on notes and advances on open accounts. Designate demand notes as such. Include in column (a) name of associated companies from which advances were received.

4. For receivers' certificates, show in column (a) the name of the court and date of court order under which such certificates were issued.

Line No.	Class and Series of Obligation and Name of Stock Exchange  (a)	Nominal Date of Issue  (b)	Date of Maturity  (c)	Outstanding (Total amount outstanding without reduction for amounts held by respondent)
1	<u>Account 221 - Bonds</u>			
2				
3				
4	5.70% 2003 Series A Senior Note due 2033	02-20-03	03-15-33	200,000,000
5	6.44% 2008 Series C Senior Note due 2023	04-11-08	04-15-23	25,000,000
6	6.78% 2008 Series F Senior Note due 2028	06-26-08	06-15-28	75,000,000
7	3.92% 2012 Series D First Mortgage Bond due 2042	12-12-12	12-15-42	70,000,000
8	3.64% 2013 Series C First Mortgage Bond due 2023	12-12-13	12-15-23	50,000,000
9	3.74% 2013 Series D First Mortgage Bond due 2025	12-12-13	12-15-25	70,000,000
10	3.94% 2013 Series E First Mortgage Bond due 2028	12-12-13	12-15-28	50,000,000
11	4.35% 2014 Series F First Mortgage Bond due 2044	12-16-14	12-15-44	150,000,000
12	3.35% 2015 Series C First Mortgage Bond due 2027	08-27-15	09-01-27	40,000,000
13	4.21% 2015 Series D First Mortgage Bond due 2045	08-27-15	09-01-45	125,000,000
14	4.07% 2016 Series G First Mortgage Bond due 2046	12-15-16	12-15-46	125,000,000
15	3.08% 2017 Series C First Mortgage Bonds due 2029	09-20-17	10-01-29	40,000,000
16	3.75% 2017 Series D First Mortgage Bonds due 2047	09-20-17	10-01-47	40,000,000
17	3.81% 2018 Series B First Mortgage Bonds due 2028	08-23-18	09-01-28	195,000,000
18	4.14% 2018 Series C First Mortgage Bonds due 2048	08-23-18	09-01-48	125,000,000
19	2.95% 2019 Series D First Mortgage Bonds due 2029	10-03-19	10-01-29	140,000,000
20	3.72% 2019 Series E First Mortgage Bonds due 2049	10-03-19	10-01-49	140,000,000
21	2.35% 2020 Series D First Mortgage Bonds due 2030	08-26-20	09-01-30	125,000,000
22	3.20% 2020 Series E First Mortgage Bonds due 2050	08-26-20	09-01-50	125,000,000
23	2.07% 2021 Series C First Mortgage Bonds due 2031	11-16-21	12-01-31	60,000,000
24	2.85% 2021 Series D First Mortgage Bonds due 2051	11-16-21	12-01-51	95,000,000
25				
26				
27	Total Account 221 Bonds			2,065,000,000
28				
29				
30	<u>Account 224 - Other</u>			
31				
32	Total Account 224 Other			-
33				
34				
35				
36				
37				
38	TOTAL			2,065,000,000

Name of Respondent DTE Gas Company	This Report Is: (1) <input checked="" type="checkbox"/> An Original (2) <input type="checkbox"/> A Resubmission	Date of Report (Mo, Da, Yr) 04/29/2022	Year of Report 2021/Q4
---------------------------------------	---	--	---------------------------

**LONG-TERM DEBT (Accounts 221, 222, 223, and 224) (Continued)**

5. In a supplemental statement, give explanatory particulars (details) for Accounts 223 and 224 of net changes during the year. With respect to long-term advances, show for each company: (a) principal advanced during year, (b) interest added to principal amount, and (c) principal repaid during year. Give Commission authorization number and dates.

6. If the respondent has pledged any of its long-term debt securities, give particulars (details) in a footnote, including name of the pledgee and purpose of the pledge.

7. If the respondent has any long-term securities which have been nominally issued and are nominally outstanding at end of year, describe such securities in a footnote.

8. If interest expense was incurred during the year on any obligations retired or reacquired before end of year, include such interest expense in column (f). Explain in a footnote any difference between the total of column (f) and the total of Account 427, Interest on Long-Term Debt and Account 430, Interest on Debt to Associated Companies.

9. Give particulars (details) concerning any long-term debt authorized by a regulatory commission but not yet issued.

INTEREST FOR YEAR		HELD BY RESPONDENT		Redemption Price Per \$100 at End of Year	Line No.
Rate (in %)	Amount	Reacquired Bonds (Acct. 222)	Sinking and Other Funds		
(e)	(f)	(g)	(h)	(f)	
					1
					2
					3
5.70	11,400,000				4
6.44	1,610,000				5
6.78	5,085,000				6
3.92	2,744,000				7
3.64	1,820,000				8
3.74	2,618,000				9
3.94	1,970,000				10
4.35	6,525,000				11
3.35	1,340,000				12
4.21	5,262,500				13
4.07	5,087,500				14
3.08	1,232,000				15
3.75	1,500,000				16
3.81	7,429,500				17
4.14	5,175,000				18
2.95	4,130,000				19
3.72	5,208,000				20
2.35	2,937,500				21
3.20	4,000,000				22
2.07	155,250				23
2.85	338,438				24
					25
					26
	77,567,688				27
					28
					29
					30
					31
					32
					33
					34
					35
					36
					37
	77,567,688	-	-		38

Name of Respondent DTE Gas Company	This Report Is: (1) <input checked="" type="checkbox"/> An Original (2) <input type="checkbox"/> A Resubmission	Date of Report (Mo, Da, Yr) 04/29/2022	Year of Report 2021/Q4
---------------------------------------	---	--	---------------------------

**UNAMORTIZED DEBT EXPENSE, PREMIUM AND DISCOUNT ON LONG-TERM DEBT (Account 181, 225, 226)**

1. Report under separate subheadings for Unamortized Debt Expense, Unamortized Premium on Long-Term Debt and Unamortized Discount on Long-Term Debt, particulars (details) of expense, premium or discount applicable to each class and series of long-term debt.  
2. Show premium amounts by enclosing the figures in parentheses.

3. In column (b) show the principal amount of bonds or other long-term debt originally issued.  
4. In column (c) show the expense, premium or discount with respect to the amount of bonds or other long-term debt originally issued.

Line No.	Designation of Long-Term Debt (a)	Principal Amount of Debt Issued (b)	Total Expenses, Premium or Discount (c)	AMORTIZATION PERIOD	
				Date from (d)	Date to (e)
1	<u>UNAMORTIZED DEBT EXPENSE ON LONG-TERM DEBT</u>				
2					
3					
4					
5	5.70% 2003 Series A Senior Note due 2033	200,000,000	1,897,181	02-20-03	03-15-33
6	6.44% 2008 Series C Senior Note due 2023	25,000,000	213,248	04-11-08	04-15-23
7	6.78% 2008 Series F Senior Note due 2028	75,000,000	521,559	06-26-08	06-15-28
8	3.92% 2012 Series D First Mortgage Bond due 2042	70,000,000	547,386	12-12-12	12-15-42
9	3.64% 2013 Series C First Mortgage Bond due 2023	50,000,000	307,180	12-12-13	12-15-23
10	3.74% 2013 Series D First Mortgage Bond due 2025	70,000,000	430,052	12-12-13	12-15-25
11	3.94% 2013 Series E First Mortgage Bond due 2028	50,000,000	307,180	12-12-13	12-15-28
12	4.35% 2014 Series F First Mortgage Bond due 2044	150,000,000	870,598	12-16-14	12-15-44
13	3.35% 2015 Series C First Mortgage Bond due 2027	40,000,000	230,586	08-27-15	09-01-27
14	4.21% 2015 Series D First Mortgage Bond due 2045	125,000,000	720,580	08-27-15	09-01-45
15	4.07% 2016 Series G First Mortgage Bond due 2046	125,000,000	752,923	12-15-16	12-15-46
16	3.08% 2017 Series C First Mortgage Bonds due 2029	40,000,000	274,125	09-20-17	10-01-29
17	3.75% 2017 Series D First Mortgage Bonds due 2047	40,000,000	274,125	09-20-17	10-01-47
18	3.81% 2018 Series B First Mortgage Bonds due 2028	195,000,000	1,088,788	08-23-18	09-01-28
19	4.14% 2018 Series C First Mortgage Bonds due 2048	125,000,000	697,941	08-23-18	09-01-48
20	2.95% 2019 Series D First Mortgage Bonds due 2029	140,000,000	787,843	10-03-19	10-01-29
21	3.72% 2019 Series E First Mortgage Bonds due 2049	140,000,000	787,843	10-03-19	10-01-49
22	2.35% 2020 Series D First Mortgage Bonds due 2030	125,000,000	733,667	08-26-20	09-01-30
23	3.20% 2020 Series E First Mortgage Bonds due 2050	125,000,000	733,667	08-26-20	09-01-50
24	2.07% 2021 Series C First Mortgage Bonds due 2031	60,000,000	356,983	11-16-21	12-01-31
25	2.85% 2021 Series D First Mortgage Bonds due 2051	95,000,000	565,224	11-16-21	12-01-51
26					
27	TOTAL ACCOUNT 181	2,065,000,000	13,098,679		
28					
29	<u>UNAMORTIZED PREMIUM ON OTHER BONDS</u>				
30					
31					
32	TOTAL ACCOUNT 225	—	—		
33					
34					
35	<u>UNAMORTIZED DISCOUNT ON BONDS</u>				
36					
37					
38	5.70% 2003 Series A Senior Note due 2033	200,000,000	726,000	02-20-03	03-15-33
39					
40					
41	TOTAL ACCOUNT 226	200,000,000	726,000		
42					
43					

Name of Respondent DTE Gas Company	This Report Is: (1) <input checked="" type="checkbox"/> An Original (2) <input type="checkbox"/> A Resubmission	Date of Report (Mo, Da, Yr) 04/29/2022	Year of Report 2021/Q4
---------------------------------------	---	--	---------------------------

**UNAMORTIZED DEBT EXPENSE, PREMIUM AND DISCOUNT ON LONG-TERM DEBT (Accounts 181, 225, 226) (Cont.)**

5. Furnish in a footnote particulars (details) regarding the treatment of unamortized debt expense, premium or discount associated with issues redeemed during the year. Also give in a footnote the date of the Commission's authorization of treatment other than as specified by the Uniform System of Accounts.

6. Identify separately undisposed amounts applicable to issues which were redeemed in prior years.

7. Explain any debits and credits other than amortization debited to Account 428, *Amortization of Debt Discount and Expenses*, or credited to Account 429, *Amortization of Premium on Debt--Credit*.

Balance at Beginning of Year (f)	Debits During Year (g)	Credit During Year (h)	Balance At End of Year (i)	Line No.
				1
				2
				3
				4
770,092		(62,918)	707,174	5
32,516		(14,206)	18,310	6
194,723		(26,118)	168,605	7
400,495		(18,242)	382,253	8
90,715		(30,694)	60,021	9
177,472		(35,813)	141,659	10
162,828		(20,467)	142,361	11
695,251		(29,199)	666,052	12
127,984		(19,197)	108,787	13
592,257		(24,010)	568,247	14
651,418		(25,098)	626,320	15
199,375		(22,785)	176,590	16
244,180		(9,129)	235,051	17
832,886		(108,637)	724,249	18
643,179		(23,246)	619,933	19
689,745		(78,827)	610,918	20
755,156		(26,266)	728,890	21
706,466	1,825	(73,328)	634,963	22
723,376	1,825	(24,466)	700,735	23
—	356,983	(4,443)	352,540	24
—	565,224	(2,352)	562,872	25
				26
8,690,114	925,857	(679,441)	8,936,530	27
				28
				29
				30
				31
—	—	—	—	32
				33
				34
				35
				36
				37
294,692		(24,144)	270,548	38
				39
				40
294,692	—	(24,144)	270,548	41
				42
				43

Name of Respondent DTE Gas Company	This Report Is: (1) <input checked="" type="checkbox"/> An Original (2) <input type="checkbox"/> A Resubmission	Date of Report (Mo, Da, Yr) 04/29/2022	Year of Report 2021/Q4
---------------------------------------	---	--	---------------------------

**UNAMORTIZED LOSS AND GAIN ON REACQUIRED DEBT (Accounts 189, 257)**

1. Report under separate subheadings for Unamortized Loss and Unamortized Gain on Reacquired Debt, particulars (details) of gain and loss, including maturity date, on reacquisition applicable to each class and series of long-term debt. If gain or loss resulted from a refunding transaction, include also the maturity date of the new issue.

2. In column (c) show the principal amount of bonds or other long-term debt reacquired.

3. In column (d) show the net gain or net loss realized on each debt reacquisition as computed in accordance with General Instruction 17 of the Uniform Systems of Accounts.

4. Show loss amounts by enclosing the figures in parentheses.

5. Explain in a footnote any debits and credits other than amortization debited to Account 428.1 *Amortization of Loss on Reacquired Debt*, or credited to Account 429.1, *Amortization of Gain on Reacquired Debt-Credit*.

Line No.	Description of Long-Term Debt (a)	Date Reacquired (b)	Principal of Debt Reacquired (c)	Net Gain or Net Loss (d)	Balance at Beginning of Year (e)	Balance at End of Year (f)
1	<b><u>Account 189</u></b>					
2						
3	7.6% due 2017					
4	6.75% due 2023					
5	7-1/2% due 2020					
6	7% due 2025					
7	6.2% due 2038					
8	Refunding with 5.7% 2003A due 2033 - 110003					
9	Senior Notes due 2033 - 110003	02/20/2003	172,174,000	(25,916,511)	10,519,829	9,657,940
10						
11	6.45% 1998 MOPPRS due 2038					
12	Refunding with 6.78% 2008 Series F					
13	Senior Notes due 2028 - 110010	06/30/2008	75,000,000	(9,746,617)	3,638,881	3,150,805
14						
15						
16						
17						
18						
19						
20						
21						
22						
23						
24						
25						
26						
27						
28						
29						
30	<b><u>Total Account 189</u></b>		<b>\$ 247,174,000</b>	<b>\$ (35,663,128)</b>	<b>\$ 14,158,710</b>	<b>\$12,808,745</b>
31						
32						
33						
34	<b><u>Account 257</u></b>					
35	None					
36						
37						
38						
39						
40						
41						

Name of Respondent DTE Gas Company	This Report Is: (1) <input checked="" type="checkbox"/> An Original (2) <input type="checkbox"/> A Resubmission	Date of Report (Mo, Da, Yr) 04/29/2022	Year of Report 2021/Q4
---------------------------------------	---	--	---------------------------

**NOTES PAYABLE (Account 231)**

- |  |   |
|--|---|
| <p>1. Report the particulars indicated concerning notes payable at end of year.</p> <p>2. Give particulars of collateral pledged, if any.</p> <p>3. Furnish particulars for any formal or informal compensating balance agreements covering open lines</p> | <p>of credit.</p> <p>4. Any demand notes should be designated as such in column (d).</p> <p>5. Minor amounts may be grouped by classes, showing the number of such amounts.</p> |
|--|---|

Line No.	Payee (a)	Purpose for which issued (b)	Date of Note (c)	Date of Maturity (d)	Int. Rate (e)	Balance End of Year (f)
1	Various Lenders of Commercial Paper Debt	General corporate borrowings	Various	Various	Various	209,985,500
2						
3						
4						
5						
6						
7						
8						
9						
10						
11						
12						
13						
15						
16						
17						
18						
19						
20						
21						
22						
23						
24						
25						
26						
27						



Name of Respondent DTE Gas Company	This Report Is: (1) <input checked="" type="checkbox"/> An Original (2) <input type="checkbox"/> A Resubmission	Date of Report (Mo, Da, Yr) 04/29/2022	Year of Report 2021/Q4
---------------------------------------	---	--	---------------------------

**PAYABLES TO ASSOCIATED COMPANIES\* (Account 233, 234)**

- |  |   |
|--|---|
| <p>1. Report particulars of notes and accounts payable to associated companies at end of year.</p> <p>2. Provide separate totals for Accounts 233, Notes Payable to Associated Companies, and 234, Accounts Payable to Associated Companies, in addition to a total for the combined accounts.</p> <p>3. List each note separately and state the purpose for which issued. Show also in column (a) date of note, maturity and interest rate.</p> | <p>4. Include in column (f) the amount of any interest expense during the year on notes or accounts that were paid before the end of the year.</p> <p>5. If collateral has been pledged as security to the payment of any note or account, describe such collateral.</p> <p align="center">*See definition on Page 226B</p> |
|--|---|

Line No.	Particulars (a)	Balance Beginning of Year (b)	Totals for Year		Balance End of Year (e)	Interest for Year (f)
			Debits (c)	Credits (d)		
1	<u>Account 233</u>					
2	DTE Energy Company	166,521,789	157,521,656	—	9,000,133	80,161
3	Blue Lake Holdings, Inc.	1,827,281	167,241	—	1,660,040	2,130
4	DTE Gas Services Company	—	—	—	—	—
5	<b>TOTAL 233</b>	<b>168,349,070</b>	<b>157,688,897</b>	<b>—</b>	<b>10,660,173</b>	<b>82,291</b>
6	<b>Note:</b> Notes Payable to associated companies arise from the Inter-Company Loan Agreement. <b>Purpose:</b> To provide a line of credit from associated companies. <b>Maturity Date:</b> N/A. <b>Interest Rate:</b> Adjusted monthly based on the prior month commercial paper market rate. December 2021 rate 0.1255%					
7						
8	<u>Account 234</u>					
9	DTE Energy Company	1,067,376	564,171	—	503,205	—
10	DTE Biomass Energy, Inc	10,000	10,000	—	—	—
11	DTE Energy Trading	494,784	—	7,389,537	7,884,321	—
12	DTE ES Operations, LLC	1,502	1,502	—	—	—
13	DTE Electric Company	1,164,443	1,164,443	—	—	—
14	DTE MI Gathering Holding Company**	48,355	48,355	—	—	—
15	DTE Michigan Gathering Company**	29,842	29,842	—	—	—
16	DTE Gas Enterprises, LLC**	182	182	—	—	—
17	DTE Energy Corporate Services, LLC	18,818,500	—	1,789,530	20,608,030	—
18						
19						
20	**Affiliated companies prior to DTE Energy spin-off of DT Midstream on July 1, 2021.					
21						
22						
23						
24						

Name of Respondent DTE Gas Company	This Report Is: (1) <input checked="" type="checkbox"/> An Original (2) <input type="checkbox"/> A Resubmission	Date of Report (Mo, Da, Yr) 04/29/2022	Year of Report 2021/Q4
---------------------------------------	---	--	---------------------------

**PAYABLES TO ASSOCIATED COMPANIES\* (Account 233, 234) (Continued)**

- |  |   |
|--|---|
| <p>1. Report particulars of notes and accounts payable to associated companies at end of year.</p> <p>2. Provide separate totals for Accounts 233, Notes Payable to Associated Companies, and 234, Accounts Payable to Associated Companies, in addition to a total for the combined accounts.</p> <p>3. List each note separately and state the purpose for which issued. Show also in column (a) date of note, maturity and interest rate.</p> | <p>4. Include in column (f) the amount of any interest expense during the year on notes or accounts that were paid before the end of the year.</p> <p>5. If collateral has been pledged as security to the payment of any note or account, describe such collateral.</p> <p align="center">*See definition on Page 226B</p> |
|--|---|

Line No.	Particulars (a)	Balance Beginning of Year (b)	Totals for Year		Balance End of Year (e)	Interest for Year (f)
			Debits (c)	Credits (d)		
25	<u>Account 234 (Continued)</u>					
26						
27						
28						
29						
30						
31						
32						
33						
34						
35						
36						
37						
38						
39						
40						
41						
42						
43						
44						
45						
46						
47	TOTAL 234	21,634,984	1,818,495	9,179,067	28,995,556	—
48	TOTAL 233 and 234	189,984,054	159,507,392	9,179,067	39,655,729	82,291

Name of Respondent DTE Gas Company	This Report Is: (1) <input checked="" type="checkbox"/> An Original (2) <input type="checkbox"/> A Resubmission	Date of Report (Mo, Da, Yr) 04/29/2022	Year of Report 2021/Q4
---------------------------------------	---	--	---------------------------

**RECONCILIATION OF REPORTED NET INCOME WITH TAXABLE INCOME FOR FEDERAL INCOME TAXES**

1. Report the reconciliation of reported net income for the year with taxable income used in computing Federal income tax accruals and show computation of such tax accruals. Include in the reconciliation, as far as practicable, the same detail as furnished on Schedule M-1 of the tax return for the year. Submit a reconciliation even though there is no taxable income for the year.

Indicate clearly the nature of each reconciling amount.

2. If the utility is a member of a group which files a consolidated Federal tax return, reconcile reported net income with taxable net income as if a separate return were to be filed, indicating, however, intercompany amounts to be eliminated in such a consolidated

Line No.		TOTAL AMOUNT
1	Utility net operating income (page 114 line 26)	
2	Allocations: Allowance for funds used during construction	
3	Interest expense	
4	Other (specify)	
5	Net income for the year (page 117 line 78)	213,188,838
6	Allocation of Net income for the year	
7	Add: Federal income tax expenses	17,828,695
8		
9	Total pre-tax income	231,017,533
10		
11	Add: Taxable income not reported on books:	420,761
12		
13		
14		
15	Add: Deductions recorded on books not deducted from return	52,723,948
16		
17		
18		
19	Subtract: Income recorded on books not included in return:	4,677,629
20		
21		
22		
23	Subtract: Deductions on return not charged against book income:	233,233,771
24		
25		
26	Federal taxable income for the year	46,250,842

Name of Respondent DTE Gas Company	This Report Is: (1) <input checked="" type="checkbox"/> An Original (2) <input type="checkbox"/> A Resubmission	Date of Report (Mo, Da, Yr) 04/29/2022	Year of Report 2021/Q4
---------------------------------------	---	--	---------------------------

**RECONCILIATION OF REPORTED NET INCOME WITH TAXABLE INCOME FOR FEDERAL INCOME TAXES (continued)**

return. State names of group members, tax assigned to each group member, and basis of allocation, assignment, or sharing of the consolidated tax among the group members.

4. A substitute page, designed to meet a particular need of a company, may be used as long as the data is consistent and meets the requirements of the above instructions.

3. Allocate taxable income between utility and other income as required to allocate tax expense between 409.1 and 409.2

Utility	Other	Line No.
296,909,903		1
		2
		3
		4
		5
224,836,285	(11,647,447)	6
20,665,996	(2,837,301)	7
		8
245,502,281	(14,484,748)	9
		10
420,761	0	11
		12
		13
		14
40,779,346	11,944,602	15
		16
		17
		18
3,591,555	1,086,074	19
		20
		21
		22
232,877,635	356,136	23
		24
		25
50,233,198	(3,982,356)	26

Name of Respondent DTE Gas Company	This Report Is: (1) <input checked="" type="checkbox"/> An Original (2) <input type="checkbox"/> A Resubmission	Date of Report (Mo, Da, Yr) 04/29/2022	Year of Report 2021/Q4
---------------------------------------	---	--	---------------------------

**RECONCILIATION OF REPORTED NET INCOME WITH TAXABLE INCOME FOR FEDERAL INCOME TAXES (continued)**

1. Report the reconciliation of reported net income for the year with taxable income used in computing Federal income tax accruals and show computation of such tax accruals. Include in the reconciliation, as far as practicable, the same detail as furnished on Schedule M-1 of the tax return for the year. Submit a reconciliation even though there is no taxable income for the year.

Indicate clearly the nature of each reconciling amount.

2. If the utility is a member of a group which files a consolidated Federal tax return, reconcile reported net income with taxable net income as if a separate return were to be filed, indicating, however, intercompany amounts to be eliminated in such a consolidated

Line No.		TOTAL AMOUNT
27	Line 11: Taxable Income Not Reported On Books:	
28	AFUDC Equity	420,761
29		
30	Line 11 Subtotal:	420,761
31		
32	Line 15: Deductions Recorded On Books Not Deducted From Return:	
33	Meals and Entertainment	19,499
34	Deductible State and Local Taxes	19,375,782
35	Vector Pipeline Lease	830,000
36	Lobbying Expenses	716,000
37	Loss on Reacquired Debt	1,607,984
38	Interest Expense	77,145
39	Charitable Contributions	12,100,000
40	Book/Tax Difference on Sale	3,727,907
41	TCJA Over/Under Recovery	142,437
42	Section 263A Adjustment - Inventory	2,300,000
43	Uncollectible Tracker	1,667,480
44	Reserve for Injuries and Damages	481,731
45	Inventory Reserve	162,142
46	SFAS 106 Adjustment	2,667,143
47	Health Care Accrual	209,000
48	Reserve Environmental Clean	6,277,694
49	Non-Deductible Parking Expenses	362,004
50		
51	Line 15 Subtotal:	52,723,948
52		
53		
54		
55		

Name of Respondent	This Report Is:	Date of Report	Year of Report
DTE Gas Company	(1) <input checked="" type="checkbox"/> An Original (2) <input type="checkbox"/> A Resubmission	(Mo, Da, Yr) 04/29/2022	2021/Q4

**RECONCILIATION OF REPORTED NET INCOME WITH TAXABLE INCOME FOR FEDERAL INCOME TAXES (continued)**

return. State names of group members, tax assigned to each group member, and basis of allocation, assignment, or sharing of the consolidated tax among the group members.

4. A substitute page, designed to meet a particular need of a company, may be used as long as the data is consistent and meets the requirements of the above instructions.

3. Allocate taxable income between utility and other income as required to allocate tax expense between 409.1 and 409.2

Utility	Other	Line No.
		27
420,761	0	28
		29
420,761	0	30
		31
		32
19,499	0	33
20,324,325	(948,543)	34
830,000	0	35
0	716,000	36
1,607,984	0	37
0	77,145	38
0	12,100,000	39
3,727,907	0	40
142,437	0	41
2,300,000	0	42
1,667,480	0	43
481,731	0	44
162,142	0	45
2,667,143	0	46
209,000	0	47
6,277,694	0	48
362,004	0	49
		50
40,779,346	11,944,602	51
		52
		53
		54
		55

Name of Respondent DTE Gas Company	This Report Is: (1) <input checked="" type="checkbox"/> An Original (2) <input type="checkbox"/> A Resubmission	Date of Report (Mo, Da, Yr) 04/29/2022	Year of Report 2021/Q4
---------------------------------------	---	--	---------------------------

**RECONCILIATION OF REPORTED NET INCOME WITH TAXABLE INCOME FOR FEDERAL INCOME TAXES (continued)**

1. Report the reconciliation of reported net income for the year with taxable income used in computing Federal income tax accruals and show computation of such tax accruals. Include in the reconciliation, as far as practicable, the same detail as furnished on Schedule M-1 of the tax return for the year. Submit a reconciliation even though there is no taxable income for the year.

Indicate clearly the nature of each reconciling amount.

2. If the utility is a member of a group which files a consolidated Federal tax return, reconcile reported net income with taxable net income as if a separate return were to be filed, indicating, however, intercompany amounts to be eliminated in such a consolidated

Line No.		TOTAL AMOUNT
53	Line 19: Income Recorded In Books Not Included In Return:	
54	AFUDC Equity	2,021,055
55	Deferred Revenue	1,570,500
56	Equity Earnings in Subsidiaries	1,086,074
57		
58	Line 19 Subtotal:	4,677,629
59		
60	Line 23: Deductions On Return Not Charged Against Book Income:	
61	Tax Depreciation	174,788,488
62	Property Tax Paid	10,584,004
63	Pension Plan	12,068,152
64	Fines and Penalties	356,136
65	ESOP	2,703,478
66	Energy Optimization	834,652
67	Accrued Public Utility Assessment	938,619
68	Operating Lease	12,984
69	Grantor Trust	1,877,031
70	Workmans Comp Payments	493,854
71	Synthetic Lease	761,748
72	Bonus Accrual & Payments	607,261
73	Decrease in Bad Debt Reserve	1,710,633
74	Vacation Pay Accruals	947,356
75	Reserve for Lost Gas	1,173,831
76	Payroll Tax Deferral	3,233,589
77	Gas Cost Recovery	18,283,267
78	Amortization of Pension and OPEB Regulatory Liability	1,858,688
79		
80	Line 23 Subtotal:	233,233,771
81		

Name of Respondent DTE Gas Company	This Report Is: (1) <input checked="" type="checkbox"/> An Original (2) <input type="checkbox"/> A Resubmission	Date of Report (Mo, Da, Yr) 04/29/2022	Year of Report 2021/Q4
---------------------------------------	---	--	---------------------------

**RECONCILIATION OF REPORTED NET INCOME WITH TAXABLE INCOME FOR FEDERAL INCOME TAXES (continued)**

return. State names of group members, tax assigned to each group member, and basis of allocation, or sharing of the consolidated tax among the group members.

3. Allocate taxable income between utility and other income as required to allocate tax expense between 409.1 and 409.2

4. A substitute page, designed to meet a particular need of a company, may be used as long as the data is consistent and meets the requirements of the above instructions.

Utility	Other	Line No.
		53
2,021,055	0	54
1,570,500	0	55
0	1,086,074	56
		57
3,591,555	1,086,074	58
		59
		60
174,788,488	0	61
10,584,004	0	62
12,068,152	0	63
0	356,136	64
2,703,478	0	65
834,652	0	66
938,619	0	67
12,984	0	68
1,877,031	0	69
493,854	0	70
761,748	0	71
607,261	0	72
1,710,633	0	73
947,356	0	74
1,173,831	0	75
3,233,589	0	76
18,283,267	0	77
1,858,688	0	78
		79
232,877,635	356,136	80



Name of Respondent DTE Gas Company	This Report Is: (1) <input checked="" type="checkbox"/> An Original (2) <input type="checkbox"/> A Resubmission	Date of Report (Mo, Da, Yr) 04/29/2022	Year of Report 2021/Q4
<b>CALCULATION OF FEDERAL INCOME TAX</b>			
Line No.		TOTAL AMOUNT	
1	Estimated Federal taxable income for the current year (page 261A)	46,250,842	
2			
3	Show computation of estimated gross Federal income tax applicable to line 1:		
4	\$46,250,842 * 21%	9,712,677	
5			
6			
7			
8	TOTAL	9,712,677	
9			
10	Allocation of estimated gross Federal income tax from line 8		
11	Investment tax credits estimated to be utilized for the year (page 264 col (c))	0	
12			
13	Adjustment of last year's estimated Federal income tax to the filed tax return:		
14			
15	Last year's gross Federal income tax expense per the filed return	0	
16	Last year's estimated gross Federal income tax expense	0	
17	Increased (decreased) gross Federal income tax expense	0	
18			
19	Last year's investment tax credits utilized per the filed return	0	
20	Last year's investment tax credits estimated to be utilized	0	
21	Increased (decreased) investment tax credits utilized	0	
22			
23	Additional Adjustments (specify)		
24			
25	Prior Year Adjustment	(116)	
26	Net Operating Loss Generation	(9,712,677)	
27			
28	Total Current Federal Income Tax	(116)	
29	Expense:		
30	409.1 (page 114, line 15)	(116)	
31	409.2 (page 117, line 53)	0	

Name of Respondent DTE Gas Company	This Report Is: (1) <input checked="" type="checkbox"/> An Original (2) <input type="checkbox"/> A Resubmission	Date of Report (Mo, Da, Yr) 04/29/2022	Year of Report 2021/Q4
---------------------------------------	---	--	---------------------------

**CALCULATION OF FEDERAL INCOME TAX (Continued)**

Utility	Other	Line No.
		1
		2
		3
		4
		5
		6
		7
10,548,972	(836,295)	8
		9
		10
0	0	11
		12
		13
		14
0	0	15
0	0	16
0	0	17
		18
0	0	19
0	0	20
0	0	21
		22
		23
		24
(116)	0	25
(10,548,972)	836,295	26
		27
(116)	0	28
		29
(116)		30
	0	31

Name of Respondent DTE Gas Company	This Report Is: (1) <input checked="" type="checkbox"/> An Original (2) <input type="checkbox"/> A Resubmission	Date of Report (Mo, Da, Yr) 04/29/2022	Year of Report 2021/Q4
---------------------------------------	---	--	---------------------------

**TAXES ACCRUED, PREPAID AND CHARGED DURING YEAR**

1. Give particulars (details) of the combined prepaid and accrued tax accounts and show the total taxes charged to operations and other accounts during the year. Do not include gasoline and other sales taxes which have been charged to the accounts to which the taxed material was charged. If the actual or estimated amounts of such taxes are known, show the amounts in a footnote and designate whether estimated or actual amounts.

2. Include on this page, taxes paid during the year and charged direct to final accounts, (not charged to prepaid or accrued taxes). Enter the amounts in both columns (d) and (e). The balancing of this page is not affected by the inclusion of these taxes.

3. Include in column (d) taxes charged during the year, taxes charged to operations and other accounts through (a) accruals credited to taxes accrued, (b) amounts credited to proportions of prepaid taxes chargeable to current year, and (c) taxes paid and charged direct to operations or accounts other than accrued and prepaid tax accounts.

4. List the aggregate of each kind of tax in such manner

Line No.	Kind of Tax (See Instruction 5)  (a)	BALANCE AT BEGINNING OF YEAR	
		Taxes Accrued (Account 236) (b)	Prepaid Taxes (Incl. in Account 165) (c)
1	Federal Insurance Contributions	2,001,441	-
2	Federal Unemployment	154	-
3	Federal Income - Accrual	-	-
4	Michigan Unemployment	854	-
5	Michigan Use	386,445	-
6	MPSC Fee	-	-
7	Property - Prepaid	-	17,285,697
8	State/Local Taxes	(2,045,190)	-
9	Other Tax expense	-	-
10			
11			
12			
13			
14			
15			
16			
17			
18	<b>TOTAL</b>	<b>343,704</b>	<b>17,285,697</b>

**DISTRIBUTION OF TAXES CHARGED (Show utility department where applicable and account charged).**

Line No.	Electric (Account 408.1, 409.1) (i)	Gas (Account 408.1, 409.1) (j)	Other Utility Departments (Account 408.1, 409.1) (k)	Other Income and Deductions (Account 408.2, 409.2) (l)
1		11,976,033		
2		72,313		
3		-		
4		257,026		
5		-		
6		3,332,993		
7		77,306,423		30,000
8		7,033		
9		7,170		
10				
11				
12				
13				
14				
15				
16				
17				
18	<b>TOTAL</b>	<b>92,958,991</b>	<b>-</b>	<b>30,000</b>

Name of Respondent DTE Gas Company	This Report Is: (1) <input checked="" type="checkbox"/> An Original (2) <input type="checkbox"/> A Resubmission	Date of Report (Mo, Da, Yr) 04/29/2022	Year of Report 2021/Q4
---------------------------------------	---	--	---------------------------

**TAXES ACCRUED, PREPAID AND CHARGED DURING YEAR (Continued)**

that the total tax for each State and subdivision can readily be ascertained.

5. If any tax (exclude Federal and state income taxes) covers more than one year, show the required information separately for each tax year, identifying the year in column (a).

6. Enter all adjustments of the accrued and prepaid tax accounts in column (f) and explain each adjustment in a footnote. Designate debit adjustments by parentheses.

7. Do not include on this page entries with respect to deferred income taxes or taxes collected through payroll deductions or otherwise pending transmittal of such taxes to the taxing authority.

8. Show in columns (f) thru (p) how the taxed accounts were distributed. Show both the utility department and number of account charged. For taxes charged to utility plant, show the number of the appropriate balance sheet plant account or subaccount.

9. For any tax apportioned to more than one utility department or account, state in a footnote the basis (necessity) of apportioning such tax.

Taxes Charged During Year (d)	Taxes Paid During Year (e)	Adjustments (f)	BALANCE AT END OF YEAR		Line No.
			Taxes Accrued (Account 236) (g)	Prepaid Taxes (Incl. in Account 165) (h)	
16,773,052	14,188,013		4,586,480		1
86,408	86,160		402		2
-	-		-		3
303,533	303,035		1,352		4
3,461,041	3,275,641		571,845		5
3,332,993	4,271,612		-	938,619	6
77,336,476	78,957,717		-	18,906,938	7
7,033	392		(2,038,549)		8
7,170	7,170				9
					10
					11
					12
					13
					14
					15
					16
					17
101,307,706	101,089,740	-	3,121,530	19,845,557	18

**DISTRIBUTION OF TAXES CHARGED (Show utility department were applicable and account charged.)**

Extraordinary Items (Account 409.3) (m)	Other Utility Opn. Income (Account 408.1, 409.1) (n)	Adjustment to Ret. Earnings (Account 439) (o)	Other (p)		Line No.
			4,797,019		
			14,095		2
			-		3
			46,507		4
			3,461,041		5
					6
				53	7
				-	8
					9
					10
					11
					12
					13
					14
					15
					16
					17
			8,318,662	53	18

Name of Respondent DTE Gas Company	This Report Is: (1) <input checked="" type="checkbox"/> An Original (2) <input type="checkbox"/> A Resubmission	Date of Report (Mo, Da, Yr) 04/29/2022	Year of Report 2021/Q4
---------------------------------------	---	--	---------------------------

**ACCUMULATED DEFERRED INVESTMENT TAX CREDITS (Account 255)**

1. Report below information applicable to Account 255. Where appropriate, segregate the balances and transactions by utility and non-utility operations. Explain by footnote any correction adjustments to the account balance

shown in column (h). Include in column (j) the average period over which the tax credits are amortized.

2. Fill in columns for all line items as appropriate.

Line No.	Account Subdivisions (a)	Subaccount Number (b)	Balance at Beginning of Year (c)	Deferred for Year	
				Account Number (d)	Amount (e)
1	Gas Utility				
2	3%				
3	4%				
4	7%				
5	8%				
6	10%				
7					
8					
9					
10					
11					
12					
13					
14					
15	JDITC				
16	Total	255	0		
17					
18					
19					
20	TOTAL		—		
21	Other				
22	3%				
23	4%				
24	7%				
25	8%				
26	10%				
27					
28					
29					
30					
31					
32	JDITC				
33					
34					
35	TOTAL				

NOTES

Name of Respondent DTE Gas Company	This Report Is: (1) <input checked="" type="checkbox"/> An Original (2) <input type="checkbox"/> A Resubmission	Date of Report (Mo, Da, Yr) 04/29/2022	Year of Report 2021/Q4
---------------------------------------	---	--	---------------------------

**ACCUMULATED DEFERRED INVESTMENT TAX CREDITS (Account 255) (Continued)**

Allocations to Current Year's Income		Adjustments (h)	Balance at End of Year (i)	Average Period of Allocation to Income (j)	Line No.
Account Number (f)	Amount (g)				
					1
					2
					3
					4
					5
					6
					7
					8
					9
					10
					11
					12
					13
					14
411	0	0	0		15
					16
					17
					18
					19
	0	0	0		20
					21
					22
					23
					24
					25
					26
					27
					28
					29
					30
					31
					32
					33
					34
					35

NOTES (Continued)

Name of Respondent DTE Gas Company	This Report Is: (1) <input checked="" type="checkbox"/> An Original (2) <input type="checkbox"/> A Resubmission	Date of Report (Mo, Da, Yr) 04/29/2022	Year of Report 2021/Q4
---------------------------------------	---	--	---------------------------

**MISCELLANEOUS CURRENT AND ACCRUED LIABILITIES (Account 242)**

1. Give description and amount of other current and accrued liabilities as of the end of year.  
2. Minor items may be grouped by classes, showing number of items in each class.

Line No.	Item (a)	Balance End of Year (b)
1	Accrued Vacation	12,098,350
2	Current Environmental Reserves MGP	7,455,796
3	Accrued Employee Incentives	5,968,799
4	Accrued Wages	9,111,912
5	Fast Meter Refunds	28,633
6	Accrued Health Care	2,875,433
7	Gas Exchange / Imbalance Payable	1,179,960
8	Regulatory Liability Refunds	(15,065)
9	Over Collection Solar Rsvn	497,587
10	Employee Deductions	655,685
11	Energy Assistance Programs	2,271,706
12	Current Environmental Reserves Non MGP	256,908
13	Current Portion - Realized Deferred Gain	2,562,300
14	Other Current Liabilities Accrual (2)	(162,786)
15	Charitable Contributions	12,100,000
16	Over Collection Gas Sales Revenue	34,082
17		
18		
19		
20		
21		
22		
23	<b>TOTAL</b>	<b>\$56,919,300</b>

**CUSTOMER ADVANCES FOR CONSTRUCTION (Account 252)**

Line No.	List advances by department (a)	Balance End of Year (b)
24		
25		
26	NONE	
27		
28		
29		
30		
31		
32		
33		
34		
35		
36		
37		
38		
39	<b>TOTAL</b>	<b>-</b>

Name of Respondent DTE Gas Company	This Report Is: (1) <input checked="" type="checkbox"/> An Original (2) <input type="checkbox"/> A Resubmission	Date of Report (Mo, Da, Yr) 04/29/2022	Year of Report 2021/Q4
---------------------------------------	---	--	---------------------------

**OTHER DEFERRED CREDITS (Account 253)**

1. Report below the particulars (details) for concerning other deferred credits.  
 2. For any deferred credit being amortized, show the period of amortization.  
 3. Minor items (less than \$10,000) may be grouped by classes.  
 4. For any undelivered gas obligations to customers under take-or-pay clauses of sale agreements, show the total amount on this page and report particulars (details) called for by page 267. Show also on this page, but as a separate item, any advance billings or receipts for gas sales or service classified in Account 253 but not related to take-or-pay arrangements.

Line No.	Description of Other Deferred Credits (a)	Balance Beginning of Year (b)	DEBITS		Credits (e)	Balance at End of Year (f)
			Contra Account (c)	Amount (d)		
1	Environmental Remediation Expenses - MGP	17,064,176	234, 242	2,853,230	1,253,252	15,464,198
2	Environmental Remediation Expenses - Non MGP	918,074	234, 242	190,234	94,283	822,123
3	Customer Deposits	5,134,149	236	3,629,498	472,331	1,976,982
4	LT Obligation Deferred Revenue-Marathon	4,132,799	242, 489.3	4,578,508	445,709	—
5	Deferred Compensation	736	926	76,312	76,876	1,300
6						
7						
8						
9						
10						
11						
12						
13						
14						
15						
16						
17						
18						
19						
20						
21						
22						
23						
24						
25						
26						
27						
28						
29						
30						
31						
32						
33						
34						
35						
36						
37						
38						
39						
40						
41						
42						
43						
44						
45						
46						
47	<b>TOTAL</b>	<b>27,249,934</b>		<b>11,327,782</b>	<b>2,342,451</b>	<b>18,264,603</b>



Name of Respondent DTE Gas Company	This Report Is: (1) <input checked="" type="checkbox"/> An Original (2) <input type="checkbox"/> A Resubmission	Date of Report (Mo, Da, Yr) 04/29/2022	Year of Report 2021/Q4
---------------------------------------	---	--	---------------------------

**ACCUMULATED DEFERRED INCOME TAXES--OTHER PROPERTY (Account 282)**

1. Report the information called for below concerning the respondent's accounting for deferred income taxes relating to property not subject to accelerated amortization.  
2. For Other (*Specify*), include deferrals relating to other

Line No.	Account Subdivisions (a)	Balance at Beginning of Year (b)	CHANGES DURING YEAR	
			Amounts Debited to Account 410.1 (c)	Amounts Credited to Account 411.1 (d)
1	Account 282			
2	Electric			
3	Gas	509,526,891	88,843,515	52,359,391
4	Other ( <i>Define</i> )			
5	TOTAL ( <i>Enter Total of lines 2 thru 4</i> )	509,526,891	88,843,515	52,359,391
6	Other ( <i>Specify</i> )			
7				
8				
9	TOTAL Account 282 ( <i>Enter Total of lines 5 thru 8</i> )	509,526,891	88,843,515	52,359,391
10	Classification of TOTAL			
11	Federal Income Tax			
12	State Income Tax			
13	Local Income Tax			

NOTES

LINE 3 GAS - Utility			
Property Deferred Taxes	501,295,204	88,680,821	52,185,091
Vector Pipeline Lease	8,231,687	—	174,300
Synthetic Lease	—	159,967	—
Operating Lease	—	2,727	—

SUBTOTAL	<u>509,526,891</u>	<u>88,843,515</u>	<u>52,359,391</u>
----------	--------------------	-------------------	-------------------

Name of Respondent DTE Gas Company	This Report Is: (1) <input checked="" type="checkbox"/> An Original (2) <input type="checkbox"/> A Resubmission	Date of Report (Mo, Da, Yr) 04/29/2022	Year of Report 2021/Q4
---------------------------------------	---	--	---------------------------

**ACCUMULATED DEFERRED INCOME TAXES--OTHER PROPERTY (Account 282) (Continued)**

income and deductions.

3. Use separate pages as required.

CHANGES DURING YEAR		ADJUSTMENTS				Balance at End of Year (k)	Line No.
Amounts Debited to Account 410.2 (e)	Amounts Credited to Account 411.2 (f)	DEBITS		CREDITS			
		Account Credited (g)	Amount (h)	Account Debited (i)	Amount (j)		
							1
							2
—	—	282	103,626	186,282	491,491	546,398,880	3
							4
—	—		103,626		491,491	546,398,880	5
							6
							7
							8
—	—		103,626		491,491	546,398,880	9
							10
							11
							12
							13

NOTES (Continued)

—	—	282	103,626	186	387,865	538,075,173
—	—					8,057,387
—	—					159,967
—	—			282	103,626	106,353

—	—		103,626		491,491	546,398,880
---	---	--	---------	--	---------	-------------

Name of Respondent DTE Gas Company	This Report Is: (1) <input checked="" type="checkbox"/> An Original (2) <input type="checkbox"/> A Resubmission	Date of Report (Mo, Da, Yr) 04/29/2022	Year of Report 2021/Q4
---------------------------------------	---	--	---------------------------

**ACCUMULATED DEFERRED INCOME TAXES--OTHER (Account 283)**

1. Report the information called for below concerning the respondent's accounting for deferred income taxes relating to amounts recorded in Account 283.

2. For Other (Specify), include deferral relating to other income and deductions.

Line No.	Account (a)	Balance at Beginning of Year (b)	CHANGES DURING YEAR	
			Amounts Debited to Account 410.1 (c)	Amounts Credited to Account 411.1 (d)
1	Electric			
2				
3				
4				
5				
6	Other			
7	TOTAL Electric (total of lines 2 thru 6)			
8	Gas			
9	Long Term Liabilities	—		
10	Property Taxes	20,545,285	27,297,808	25,408,592
11	Misc. Deferrals	—		
12	ACRS/MACRS & Retirement Plant	—		
13	MARS Project	—		
14	Other	323,600,716	29,406,842	4,057,010
15	TOTAL Gas (Total of lines 9 thru 13)	344,146,001	56,704,650	29,465,602
16	Other (Specify)			
17	TOTAL (Account 283) (Enter Total of lines 7, 14 and 15)	344,146,001	56,704,650	29,465,602
18	Classification of TOTAL			
19	Federal Income Tax	205,414,180	36,380,325	29,465,602
20	State Income Tax	138,731,821	20,324,325	—
21	Local Income Tax			

NOTES

Other Gas (Line 14)  
SEE Page 276A.1

Name of Respondent DTE Gas Company	This Report Is: (1) <input checked="" type="checkbox"/> An Original (2) <input type="checkbox"/> A Resubmission	Date of Report (Mo, Da, Yr) 04/29/2022	Year of Report 2021/Q4
---------------------------------------	---	--	---------------------------

**ACCUMULATED DEFERRED INCOME TAXES--OTHER (Account 283) (Continued)**

3. Provide in the space below, the order authorizing the use of the account for each line item. Include amounts relating to insignificant items listed under Other.  
 4. Fill in all columns for all items as appropriate.  
 5. Use separate pages as required.

CHANGES DURING YEAR		ADJUSTMENTS				Balance at End of Year (k)	Line No.
Amounts Debited to Account 410.2 (e)	Amounts Credited to Account 411.2 (f)	DEBITS		CREDITS			
		Account Credited (g)	Amount (h)	Account Debited (i)	Amount (j)		
							1
							2
							3
							4
							5
							6
							7
							8
						—	9
						22,434,501	10
						—	11
						—	12
						—	13
—	948,543	186	1,621,427		—	346,380,578	14
—	948,543		1,621,427		—	368,815,079	15
							16
—	948,543		1,621,427		—	368,815,079	17
							18
—	—	186	936,117		—	211,392,786	19
—	948,543	186	685,310		—	157,422,293	20
							21

NOTES (Continued)

Other Gas (Line 14)  
SEE Page 276B.1

Name of Respondent DTE Gas Company		This Report Is: (1) <input checked="" type="checkbox"/> An Original (2) <input type="checkbox"/> A Resubmission	Date of Report (Mo, Da, Yr) 04/29/2022	Year of Report 2021/Q4	
<b>ACCUMULATED DEFERRED INCOME TAXES--OTHER (Account 283) (Continued)</b>					
1. Report the information called for below concerning the respondent's accounting for deferred income taxes relating to amounts recorded in Account 283.			2. For Other (Specify), include deferral relating to other income and deductions.		
Line No.	Account (a)	Balance at Beginning of Year (b)	CHANGES DURING YEAR		
			Amounts Debited to Account 410.1 (c)	Amounts Credited to Account 411.1 (d)	
NOTES					
	Other Gas (Line 14)				
1	Accrued Public Utility Assessment	191,326	5,783	—	
2	Unamortized Loss on Reacquired Debt	3,087,082	—	337,677	
3	Medicare D Deferred Tax	190,195	167,143	—	
4	Reserve for Environmental	7,017,007	—	1,318,316	
5	Equity Earnings in Partnerships	(65,421)	13,554	—	
6	State/Local Deferred Tax	138,731,821	20,324,325	—	
7	Employee Benefits	164,363,550	3,767,487	1,835,027	
8	Health Care Accrual	(115,553)	—	3,430	
9	Gas Cost Recovery	—	3,839,486	—	
10	Reg Asset - MCIT - Gross-up	7,035,087	—	—	
11	Reg Asset - City of Detroit - Gross-up	314,860	—	—	
12	Miscellaneous	2,850,762	1,289,064	562,560	
13					
14					
15					
16					
17					
18					
19					
20					
21					
22					
23	Total Other Gas	323,600,716	29,406,842	4,057,010	

Name of Respondent DTE Gas Company	This Report Is: (1) <input checked="" type="checkbox"/> An Original (2) <input type="checkbox"/> A Resubmission	Date of Report (Mo, Da, Yr) 04/29/2022	Year of Report 2021/Q4
---------------------------------------	---	--	---------------------------

**ACCUMULATED DEFERRED INCOME TAXES--OTHER (Account 283) (Continued)**

3. Provide in the space below, the order authorizing the use of the account for each line item. Include amounts relating to insignificant items listed under Other.  
 4. Fill in all columns for all items as appropriate.  
 5. Use separate pages as required.

CHANGES DURING YEAR		ADJUSTMENTS				Balance at End of Year (k)	Line No.
Amounts Debited to Account 410.2 (e)	Amounts Credited to Account 411.2 (f)	DEBITS		CREDITS			
		Account Credited (g)	Amount (h)	Account Debited (i)	Amount (j)		
NOTES (Continued)							
						197,109	1
						2,749,405	2
		186	214,693			142,645	3
						5,698,691	4
						(51,867)	5
	948,543	186	685,310			157,422,293	6
						166,296,010	7
						(118,983)	8
						3,839,486	9
		186	696,701			6,338,386	10
		186	24,723			290,137	11
						3,577,266	12
						—	13
						—	14
							15
							16
						—	17
						—	18
						—	19
						—	20
						—	21
						—	22
—	948,543		1,621,427		—	346,380,578	23

Name of Respondent DTE Gas Company	This Report Is: (1) <input checked="" type="checkbox"/> An Original (2) <input type="checkbox"/> A Resubmission	Date of Report (Mo, Da, Yr) 04/29/2022	Year of Report 2021/Q4
---------------------------------------	---	--	---------------------------

**OTHER REGULATORY LIABILITIES**

1. Reporting below the particulars (details) called for concerning other regulatory liabilities which are created through the ratemaking actions of regulatory agencies (and not includable in other amounts).  
2. For regulatory liabilities being amortized, show period of amortization in column (a).  
3. Minor items (amounts less than \$50,000) may be grouped by classes.  
4. Give the number and name of the account(s) where each amount is recorded.

Line No.	Description and Purpose of Other Regulatory Liabilities (a)	DEBITS		Credits (d)	Balance at End of Year (e)
		Account Credited (b)	Amount (c)		
1	OPEB Deferral (254)	926	4,938,053	13,676,280	44,301,499
2	2017 Tax Reform (U-18494) (254)	190,283,410.1	40,293,180	—	387,039,645
3	Pension Financing Costs (254)	253,407.4	13,016,529	14,222,494	11,168,976
4	OPEB Financing Costs (254)	407.4	1,128,380	13,631,208	44,136,002
5					
6					
7					
8					
9					
10					
11					
12					
13					
14					
15					
16					
17					
18					
19					
20					
21					
22					
23					
24					
25					
26					
27					
28					
29					
30					
31					
32					
33					
34					
35					
36					
37					
38					
39					
40	TOTAL		59,376,142	41,529,982	486,646,122

Name of Respondent DTE Gas Company	This Report Is: (1) <input checked="" type="checkbox"/> An Original (2) <input type="checkbox"/> A Resubmission	Date of Report (Mo, Da, Yr) 04/29/2022	Year of Report 2021/Q4
<b>GAS OPERATING REVENUES (ACCOUNT 400)</b>			
<p>1. Report below natural gas operating revenues for each prescribed account, and manufactured gas revenues in total.</p> <p>2. Natural gas means either natural gas unmixed or any mixture of natural and manufactured gas.</p> <p>3. Report number of customers, columns (f) and (g), on the basis of meters, in addition to the number of flat rate account; except that where separate meter readings are added for billing purposes, one customer should be counted</p>		<p>for each group of meters added. The average number of customers means the average of twelve figures at the close of each month.</p> <p>4. Report quantities of natural gas sold in Mcf (14.65 psia dry at 60° F). If billings are on a therm basis, give the Btu contents of the gas sold and the sales converted to Mcf.</p> <p>5. If increases or decreases from previous years (columns (c), (e) and (g)), are not derived from previously</p>	
Line No.	Title of Account (a)	OPERATING REVENUES	
		Amount for Year (b)	Amount for Previous Year (c)
1	<b>GAS SERVICE REVENUES</b>		
2	480 Residential Sales	830,659,310	777,193,089
3	481 Commercial & Industrial Sales		
4	Small (or Comm.) (See Instr. 6)	202,839,698	173,036,348
5	Large (or Ind.) (See Instr. 6)	3,831,735	3,305,207
6	482 Other Sales to Public Authorities	—	—
7	484 Interdepartmental Sales/Gas Customer Choice Revenue (1)	568,720	235,013
8	TOTAL Sales to Ultimate Consumers	1,037,899,463	953,769,657
9	483 Sales for Resale	—	—
10	TOTAL Nat. Gas Service Revenues	1,037,899,463	953,769,657
11	Revenues from Manufactured Gas	—	—
12	TOTAL Gas Service Revenues	1,037,899,463	953,769,657
13	<b>OTHER OPERATING REVENUES</b>		
14	485 Intracompany Transfers	—	—
15	487 Forfeited Discounts	5,728,984	7,787,910
16	488 Misc. Service Revenues	93,833,151	87,586,794
17	489 Rev. from Trans. of Gas of Others	347,102,325	331,803,365
18	490 Sales of Prod. Ext. from Nat. Gas	—	—
19	491 Rev. from Nat. Gas Proc. by Others	—	—
20	492 Incidental Gasoline and Oil Sales	—	—
21	493 Rent from Gas Property	1,762	17,900
22	494 Interdepartmental Rents	901,355	830,279
23	495 Other Gas Revenues	725,822	617,870
24	TOTAL Other Operating Revenues	448,293,399	428,644,118
25	TOTAL Gas Operating Revenues	1,486,192,862	1,382,413,775
26	(Less) 496 Provision for Rate Refunds	(45,491,271)	(13,285,773)
27	TOTAL Gas Operating Revenues Net of Provision for Refunds	1,531,684,133	1,395,699,548
28	Dist. Type Sales by States (Incl. Main Line Sales to Resid. and Comm. Custrs.)	1,033,499,008	
29	Main Line Industrial Sales (Incl. Main Line Sales to Pub. Authorities)	3,831,735	
30	Sales for Resale	0	
31	Other Sales to Pub. Auth. (Local Dist. Only)	0	
32	Interdepartmental Sales	568,720	
33	TOTAL (Same as Line 10, Columns (b) and (d))	1,037,899,463	



Name of Respondent DTE Gas Company	This Report Is: (1) <input checked="" type="checkbox"/> An Original (2) <input type="checkbox"/> A Resubmission	Date of Report (Mo, Da, Yr) 04/29/2022	Year of Report 2021/Q4
---------------------------------------	---	--	---------------------------

**GAS OPERATING REVENUES (ACCOUNT 400) (Continued)**

reported figures, explain any inconsistencies in a footnote. per day of normal requirements. (See Account 481 of the Uniform System of Accounts. Explain basis of classification in a footnote.)  
6. *Commercial and Industrial Sales*, Account 481, may be classified according to the basis of classification (Small or Commercial, and Large or industrial) regularly used by the respondent if such basis of classification is not generally greater than 200,000 Mcf per year or approximately 800 Mcf increases or decreases.  
7. See pages 108-109, Important Changes During Year, for important new territory added and important rate increases or decreases.

MCF OF NATURAL GAS SOLD		AVG. NO. OF NAT. GAS CUSTOMERS PER MO.		Line No.
Quantity for Year (d)	Quantity for Previous Year (e)	Number for Year (f)	Number for Previous Year (g)	
				1
98,658,550	98,558,285	1,106,580	1,086,647	2
				3
25,814,232	24,428,175	73,606	71,929	4
597,718	549,781	315	313	5
—	—	—	—	6
164,531	70,490	—	—	7
125,235,031	123,606,731	1,180,501	1,158,889	8
—	—	—	—	9
125,235,031	123,606,731	1,180,501	1,158,889	10

	NOTES	11
	(1) Includes gas sales related to reconciliation of Gas Customer Choice Program	12
		13
		14
		15
		16
		17
		18
		19
		20
		21
		22
		23
		24
		25
		26
		27
	124,472,782	28
597,718	29	
—	30	
—	31	
164,531	32	
125,235,031	33	

Name of Respondent DTE Gas Company	This Report Is: (1) <input checked="" type="checkbox"/> An Original (2) <input type="checkbox"/> A Resubmission	Date of Report (Mo, Da, Yr) 04/29/2022	Year of Report 2021/Q4
---------------------------------------	---	--	---------------------------

**CUSTOMER CHOICE GAS OPERATING REVENUES (ACCOUNT 400) (Continued)**

- |   |   |
|---|---|
| <p>1. Report below <i>natural gas operating revenues</i> for each account, and manufactured gas revenues in total.</p> <p>2. Natural Gas means either natural gas unmixed or any mixture of natural and manufactured gas.</p> <p>3. Report number of customers, columns (f) and (g), on the basis of meters, in addition to the number of flat rate accounts; except that were separate meter readings are added for billing purposes, one customer should be counted for each group of meters added.</p> | <p>The average number of customers means the average of twelve figures at the close of each month.</p> <p>4. Report quantities of natural gas sold in Mcf (14.65 psia at 60 degrees F). If billings are on therm basis, give the Btu contents of the gas sold and the sales converted to Mcf.</p> <p>5. If increases or decreases from previous year (columns (c), (e) and (g)), are not derived from previously reported</p> |
|---|---|

Line No.	Title of Account (a)	OPERATING REVENUES	
		Amount for Year (b)	Amount for Previous Year (c)
1	<b>GAS SERVICE REVENUES</b>		
2	489 Residential Sales	58,702,341	62,152,422
3	489 Commercial & Industrial Sales		
4	Small (or Comm.) (See Instr. 6)	48,489,549	44,483,036
5	Large (or Ind.) (See Instr. 6)	827,719	713,884
6	TOTAL Sales to Ultimate Consumers	108,019,609	107,349,342
7			
8	<b>OTHER OPERATING REVENUES</b>		
9			
10	489 Other Choice Revenues	1,169,051	1,158,799
11			
12	TOTAL Other Operating Revenues	109,188,660	108,508,141
13			
14			
15			
16			
17			
18			
19			
20			
21			
22			
23			
24			
25			
26			
27			
28	Dist. Type Sales by States (Incl. Main Line Sales to Resid. and Comm. Custrs.)	107,191,890	
29	Main Line Industrial Sales (Incl. Main Line Sales to Pub. Authorities)	827,719	
30	Year End Reconciliation		
31	Other Choice Revenue	1,169,051	
32			
33	TOTAL (Same as Line 12, Columns (b) and (d))	109,188,660	

Name of Respondent DTE Gas Company	This Report Is: (1) <input checked="" type="checkbox"/> An Original (2) <input type="checkbox"/> A Resubmission	Date of Report (Mo, Da, Yr) 04/29/2022	Year of Report 2021/Q4
---------------------------------------	---	--	---------------------------

**CUSTOMER CHOICE GAS OPERATING REVENUES (ACCOUNT 400) (Continued)**

figures, explain any inconsistencies in a footnote.  
 6. Commercial and Industrial Sales, Account 481, may be classified according to the basis of classification (Small or Commercial, and Large or Industrial) regularly used by the respondent if such basis of classification is not generally greater than 200,000 Mcf per year or approximately 800 mcf per day of normal requirements. (See Account 481 of the Uniform System of Accounts. Explain basis of classification in a footnote.)  
 7. See pages 108-109, important changes During Year, for important new territory added and important rate increases or decreases.

MCF OF NATURAL GAS SOLD		AVG. NO. OF NAT. GAS CUSTRS. PER MO.		Line No.
Quantity for Year (d) (1)	Quantity for Previous Year (e)	Number for Year (f)	Number for Previous Year (g)	
				1
10,521,382	11,951,350	108,189	115,038	2
				3
10,597,172	11,255,381	15,836	16,915	4
198,325	200,278	89	95	5
21,316,879	23,407,009	124,114	132,048	6
				7
				8
				9
				10

**NOTES**

(1) Line 33 does not tie to line 6 because of a year end reconciliation

				11
				12
				13
				14
				15
				16
				17
				18
				19
				20
				21
				22
				23
				24
				25
				26
				27
21,118,554				28
198,325				29
(164,531)				30
				31
21,152,348				32
				33

Name of Respondent DTE Gas Company	This Report Is: (1) <input checked="" type="checkbox"/> An Original (2) <input type="checkbox"/> A Resubmission	Date of Report (Mo, Da, Yr) 04/29/2022	Year of Report 2021/Q4
---------------------------------------	---	--	---------------------------

**RATE AND SALES SECTION**

DEFINITIONS OF CLASSES OF SERVICE AND INSTRUCTIONS PERTAINING TO  
STATEMENTS ON SALES DATA

In the definitions below, the letter preceding the captions distinguish the main classes from the subclasses. Show the data broken into the subclasses if possible, but if not, report data under the main classes, drawing a dash through the subclass.

When gas measured through a single meter is used for more than one class of service as here defined, as for example, for both commercial and residential purposes, assign the total to the class having the principal use.

Average Number of Customers. Number of customers should be reported on the basis of number of meters, plus number of flat-rate accounts, except that where separate meter readings are added for billing purposes, one customer shall be counted for code group of meters so added. The average number of customers means the average of the 12 figures at the close of each month.

Thousands of Cubic Feet or Therms Sold (indicate which one by crossing out the one that does not apply). Give net figures, exclusive of respondent's own use and losses.

Revenues. This term covers revenues derived from (a) Sale of Gas (exclusive of forfeited discounts and penalties) and (b) Other Gas Revenues, such as rent from gas property, interdepartmental rents, customers' forfeited discounts and penalties, servicing of customers' installations and miscellaneous gas revenues.

AB. Residential Service. This class includes all sales for residential uses such as cooking, refrigeration, water heating, space heating and other domestic uses.

A. Residential Service. This class includes all gas for residential use except space heating.

B. Residential Space Heating. This class includes all sales of gas for space heating including gas for other residential uses only when measured through the same meter.

CD. Commercial Service. This class includes service rendered primarily to commercial establishments such as restaurants, hotels, clubs hospitals, recognized rooming and boarding houses, apartment houses (but not individual tenants therein), garages, churches, warehouses, etc.

C. Commercial Service. This class includes all sales of gas for commercial use except space heating.

D. Commercial Space Heating. This class includes all sales of gas for space heating including gas for other commercial uses only when measured through the same meter.

E. Industrial Service. This class includes service rendered primarily to manufacturing establishments where gas is used principally for large power, heating and metallurgical purposes.

F. Public Street and Highway Lighting. Covers service rendered to municipalities or other governmental units for the purpose of lighting streets, highways, parks and other public places.

G. Other Sales to Public Authorities. Covers service rendered to municipalities or other governmental units for lighting, heating, cooking, water heating and other general uses.

H. Interdepartmental Sales. This class includes gas supplied by the gas department to other departments of the utility when the charges therefor are at tariff or other specific rates.

I. Other Sales. This class includes all service to ultimate consumers not included in the foregoing described classifications.

\* A-I. Total sales to Ultimate Consumers. This is the total of the foregoing described classifications.

J. Sales to Other Gas Utilities for Resale. This class includes all sales of gas to other gas utilities or to public authorities for resale to ultimate consumers.

K. Other Gas Revenues. Revenues derived from operations of the respondent other than sales of gas. They include rent from gas property, interdepartmental rents, customers' forfeited discounts and penalties, services of customers' installations and miscellaneous gas revenues, such as fees and charges for changing, connecting and disconnecting service, profit on sales of materials and supplies not ordinarily purchased for resale, commissions on sales or distribution of others' gas (sold under rates filed by such others), management or supervision fees, sale of steam (except where the respondent furnishes steam-heating service) and rentals from leased property on customers' premises.

\* A-K. Total Gas Operating Revenues. The total of all the foregoing accounts.

Separate Schedules for Each State. Separate schedules in this section should be filed for each state in which the respondent operates.

Estimates. If actual figures are not available for the schedules in this section, give estimates. Explain the methods used and the factual basis of the estimates, using supplementary sheets, if necessary.

Name of Respondent DTE Gas Company	This Report Is: (1) <input checked="" type="checkbox"/> An Original (2) <input type="checkbox"/> A Resubmission	Date of Report (Mo, Da, Yr) 04/29/2022	Year of Report 2021/Q4
---------------------------------------	---	--	---------------------------

**625-A. SALES DATA FOR THE YEAR  
(For the State of Michigan)**

Line No.	Class of Service (a)	Average Number of Customers per Month (a)	Gas Sold Mcf* (c)	Revenue (Show to nearest dollar) (d)	AVERAGES		
					Mcf* per Customer (e)	Revenue per Customer (f)	Revenue per Mcf* (g)
1	AB. Residential Service						
2	A. Residential Service	17,689	1,067,657	\$ 10,069,982	60.36	\$ 569.28	\$ 9.43
3	B. Residential space heating service	1,088,891	97,590,893	\$ 820,589,328	89.62	\$ 753.60	\$ 8.41
4	CD. Commercial Service						
5	C. Commercial service, except space heating	3,700	1,326,461	\$ 10,470,440	358.50	\$ 2,829.85	\$ 7.89
6	D. Commercial space heating	69,906	24,487,771	\$ 192,369,258	350.30	\$ 2,751.83	\$ 7.86
7	E. Industrial service	315	597,718	\$ 3,831,735	1,897.52	\$ 12,164.24	\$ 6.41
8	F. Public street & highway lighting						
9	G. Other sales to public authorities						
10	H. Interdepartmental sales/Gas Customer Choice Revenue (1)		164,531	\$ 568,720			\$ 3.46
11	I. Other sales						
12	A-I. Total sales to ultimate customers	1,180,501	125,235,031	\$ 1,037,899,463	106.09	\$ 879.20	\$ 8.29
13	J. Sales to other gas utilities for resale						
14	A-J. TOTAL SALES OF GAS	1,180,501	125,235,031	\$ 1,037,899,463	106.09	\$ 879.20	\$ 8.29
15	K. Other gas revenues			\$ 448,293,399			
16	A-K. TOTAL GAS OPERATING REVENUE			\$ 1,486,192,862			

\* Report Mcf on a pressure base of 14.65 psia dry and a temperature of 60°F. Give two decimals.

1. Gas Customer Choice revenue and volumes associated with reconciliation.

Name of Respondent DTE Gas Company	This Report Is: (1) <input checked="" type="checkbox"/> An Original (2) <input type="checkbox"/> A Resubmission	Date of Report (Mo, Da, Yr) 04/29/2022	Year of Report 2021/Q4
---------------------------------------	---	--	---------------------------

**625-B. SALES DATA BY RATE SCHEDULES FOR THE YEAR**

1. Report below the distribution of customers, sales and revenue for the year by individual rate schedules. (See definitions on first page of this section).

2. Column (a) - List all the rate schedules by identification number or symbol. Where the same rate schedule designation applies to different rates in different zones, cities or districts, list separately data for each such area in which the schedule is available.

3. Column (b) - Give the type of service to which the rate schedule is applicable, i.e. cooking, space heating, commercial heating, commercial cooking, etc.

4. Column (c) - Using the classification shown in Schedule 625-A, column (a), indicate the class or classes of customers served under each rate schedule, e.g., (A) for Residential Service, (B) Heating Service, etc.

5. Column (d) - Give the average number of customers billed under each rate schedule during the year. The total of this column will approximate the total number of ultimate customers, line 12, Schedule 625-A.

6. Columns (e) and (f) - For each rate schedule listed, enter the total number of Mcf sold to, and revenues received from customers billed under that rate schedule. The totals of these columns should equal the totals shown on line 12, Schedule 625-A. If the utility sells gas to ultimate customers under special contracts, the totals for such sales should be entered on a line on this page in order to make the totals of columns (e) and (f) check with those entered on line 12, Schedule 625-A.

7. When a rate schedule was not in effect during the entire year, indicate in a footnote the period in which it was effective.

Line No.	Rate Schedule Designation (a)	Type of Service to which Schedule is applicable (b)	Class of Service (c)	Average Number of Customers per Month (d)	Mcf sold* (e)	Revenue (Show to nearest dollar) (f)
1	Rate GS-1	General Service	C,D&E	73,836	25,544,869	\$ 180,500,771
2	Rate A & AS	Res. & Res. Heat use	A&B	1,101,728	95,473,414	\$ 731,188,039
3	Rate 2A	Res. & Res. Heat use	A&B	4,851	2,994,091	\$ 20,091,260
4	Rate GS-2	Comm. & Ind. use	C,D&E	36	365,133	\$ 2,267,521
5	Rate S	Comm. Heating - Schools	D	50	296,172	\$ 1,529,687
6						
7	Customer Refunds					
8	Surcharges:	Energy Waste Reduction, UETM, SI, LIEEF, RDM, IRM				\$ 94,375,282
9						
10						
11						
12						
13						
14						
15	Gas Customer Choice		A,B,C,D,E		164,531	\$ 568,720
16	Total Unbilled				396,821	\$ 7,378,183
17						
18	Total Company			1,180,501	125,235,031	\$ 1,037,899,463

\* Volume reported at 14.65 psia dry and a temperature base of 60F

Name of Respondent DTE Gas Company	This Report Is: (1) <input checked="" type="checkbox"/> An Original (2) <input type="checkbox"/> A Resubmission	Date of Report (Mo, Da, Yr) 04/29/2022	Year of Report 2021/Q4
---------------------------------------	---	--	---------------------------

**625-B. CUSTOMER CHOICE SALES DATA BY RATE SCHEDULES**

- Report below the distribution of customers, sales and revenue for the year by individual rate schedules. (See definition on first page of this section).
- Column (a) - List all the rate schedules by identification number or symbol. Where the same rate schedule designation applies to different rates in different zones, cities or districts, list separately data for each such area in which the schedule is available.
- Column (b) - Give the type of service to which the rate schedule is applicable, i.e. cooking, space heating, commercial heating, commercial cooking, etc.
- Column (c) - Using the classification shown in Schedule 625-A, column (a), indicate the class or classes of customers served under each rate schedule, e.g., (A) for Residential Service, (B) Heating Service, etc.
- Column (d) - Give the average number of customers billed under each rate schedule during the year. The total of this column will approximate the total number of ultimate customers, line 12, Schedule 625-A.
- Columns (e) and (f) - For each rate schedule listed, enter the total number of Mcf sold to, and revenues received from customers billed under that rate schedule. The totals of these columns should equal the totals shown on line 12, Schedule 625-A. If the utility sells gas to ultimate customers under special contracts, the totals for such sales should be entered on a line on this page in order to make the totals of columns (e) and (f) check with those entered on line 12, Schedule 625-A.
- When a rate schedule was not in effect during the entire year, indicate in a footnote the period in which it was effective.

Line No.	Rate Schedule Designation (a)	Type of Service to which Schedule is applicable (b)	Class of Service (c)	Average Number of Customers per Month (d)	Mcf sold (e)	Revenue (Show to nearest dollar) (f)
1	Rate A & AS	Res & Res Heat	A & B	106,658	9,434,427	\$47,811,516
2	Rate 2A	Res & Res Heat	A & B	1,531	1,086,955	\$4,571,054
3	Rate GS-1	Comm, Comm Ht & Indust	C, D & E	15,824	9,787,876	\$40,332,009
4	Rate GS-2	Comm, Comm Ht & Indust	C, D & E	14	213,123	\$711,187
5	Rate S	Comm Ht - Schools	D	87	794,498	\$2,041,645
6						
7	Program Year end reconciliation				(164,531)	
8						
9	Energy Waste Reduction					\$5,668,465
10	RDM Surcharges					\$(359,847)
11	BIO Green/VHWHF Surcharge					\$172
12	IRM (Infrastructure Recovery Mechanism)					\$1,500,934
13	Reservation Charge					\$5,742,474
14						
15						
16						
17						
18						
19	TOTALS			124,114	21,152,348	\$108,019,609

Name of Respondent DTE Gas Company	This Report Is: (1) <input checked="" type="checkbox"/> An Original (2) <input type="checkbox"/> A Resubmission	Date of Report (Mo, Da, Yr) 04/29/2022	Year of Report 2021/Q4
---------------------------------------	---	--	---------------------------

**REVENUES FROM TRANSPORTATION OF GAS OF OTHERS THROUGH TRANSMISSION  
OR DISTRIBUTION FACILITIES -- NATURAL GAS (Accounts 489.2, 489.3)**

1. Report below particulars (details) concerning revenue from transportation or compression (by respondent) of natural gas for others. Subdivide revenue between transportation or compression for interstate pipeline companies and others.

2. Natural gas means either natural gas unmixed or any mixture of and manufactured gas. Designate with an asterisk, however, if gas is transported or compressed is other than natural gas.

3. Enter the average number of customers per company and/or by rate schedule.

4. In column (a) include the names of companies from which revenues were derived, points of receipt and delivery, and names of companies from which gas was received and to which delivered. Specify the Commission order or regulation authorizing such transaction. Separate out the various customers, volumes and revenues by individual rate schedules.

Line No.	Name of Company (Designate associated companies with an asterisk) (a)	Number of Transportation Customers (b)	Average Number of Customers per Month (c)	Distance Transported (in miles) (d)
1	<b>Account 489.3</b>			
2	ST		441	Various
3	LT		88	Various
4	XLT		20	Various
5	XXLT		4	Various
6	Special Contract - Customer A		1	Various
7	Special Contract - Customer B		1	Various
8	Special Contract - Customer C		1	Various
9	Aggregates		685	Various
10	Other (Liquidated Damages, Standby Charges, EWR Surcharge & Other)			
11	Total End User Transportation		1,241	
12	Gas Customer Choice		124,114	Various
13	Choice supplier revenue - adjustments + billing fees			
14	TOTAL INTRASTATE TRANSPORTATION		125,355	
15				
16	Easement Agreement - INTERSTATE TRANSPORTATION		5,804	
17	TOTAL ACCOUNT 489.3		131,159	
18				
19	<b>Account 489.2</b>			
20	INTRASTATE TRANSPORTATION			
21	Consumers Energy		1	Various
22	Presque Isle		1	Various
23	SEMCO Energy		1	Various
24	Various Intrastate		5	Various
25	TOTAL INTRASTATE TRANSPORTATION		8	
26				
27				
28				
29				
30				
31				
32				
33				
34				
35				
36				
37				



Name of Respondent DTE Gas Company	This Report Is: (1) <input checked="" type="checkbox"/> An Original (2) <input type="checkbox"/> A	Date of Report (Mo, Da, Yr) 04/29/2022	Year of Report 2021/Q4
---------------------------------------	--	--	---------------------------

**REVENUES FROM TRANSPORTION OF GAS OF OTHERS THROUGH TRANSMISSION  
OR DISTRIBUTION FACILITIES -- NATURAL GAS (Account 489.2, 489.3) (Cont'd)**

4. Designate points of receipt and delivery so that they can be identified on map of the respondent's pipe line system. "Note: For transportation provided under Part 284 of Title 18 of the Code of Federal Regulations, report only grand totals for all transportation in columns (b) through (g) for the following regulation sections to be listed in column (a): 284.102, 284.122, 284.222, 284.223(a), 284.233(b), and 284.224. Details for each transportation are reported in separate annual reports required under Part 284 of the Commission's regulations."

5. Enter Mcf at 14.65 psia dry at 60 degrees F.

6. Minor items (less than 1,000,000 Mcf) may be grouped.

Mcf of Gas Received (e)	Mcf of Gas Delivered (f)	Revenue <sup>(4)</sup> (g)	Average Revenue per Mcf of Gas Delivered (in cents) <sup>(4)</sup> (h)	FERC Tariff Rate Schedule Designation (i)	Line No.
	16,700,640	35,349,320	211.66		1
	19,188,241	21,362,042	111.33		2
	35,047,498	23,104,465	65.92		3
	44,189,496	12,216,845	27.65		4
	8,059,053	933,091	11.58		5
	7,988,130	1,258,835	15.76		6
	11,226,280	5,760,951	51.32		7
	1,696,037	6,274,262	369.94		8
	(220,229)	8,653,394			9
144,311,268	143,875,146	114,913,205			10
20,693,839	21,152,347	108,019,608	510.67		11
		1,169,051			12
165,005,107	165,027,493	224,101,864			13
					14
10,425,910	9,881,275	9,494,942	96.09		15
175,431,017	174,908,768	233,596,806			16
					17
					18
					19
10,646,719	10,646,720	1,754,602	16.48		20
1,074,187	1,074,187	558,000	51.95		21
1,170,798	1,170,798	265,241	22.65		22
495,713	527,981	230,641	43.68		23
13,387,417	13,419,686	2,808,484			24
					25
					26
					27
					28
					29
					30
					31
					32
					33
					34
					35
					36
					37

Name of Respondent DTE Gas Company	This Report Is: (1) <input checked="" type="checkbox"/> An Original (2) <input type="checkbox"/> A Resubmission	Date of Report (Mo, Da, Yr) 04/29/2022	Year of Report 2021/Q4
---------------------------------------	---	--	---------------------------

**REVENUES FROM TRANSPORTATION OF GAS OF OTHERS THROUGH TRANSMISSION  
OR DISTRIBUTION FACILITIES -- NATURAL GAS (Accounts 489.2, 489.3)**

1. Report below particulars (details) concerning revenue from transportation or compression (by respondent) of natural gas for others. Subdivide revenue between transportation or compression for interstate pipeline companies and others.

2. Natural gas means either natural gas unmixed or any mixture of natural and manufactured gas. Designate with an asterisk, however, if gas is transported or compressed is other than natural gas.

3. Enter the average number of customers per company and/or by rate schedule.

4. In column (a) include the names of companies from which revenues were derived, points of receipt and delivery, and names of companies from which gas was received and to which delivered. Specify the Commission order or regulation authorizing such transaction. Separate out the various schedules.

Line No.	Name of Company (Designate associated companies with an asterisk) (a)	Number of Transportation Customers (b)	Average Number of Customers per Month (c)	Distance Transported (in miles) (d)
38	INTERSTATE TRANSPORTATION			
39	ANR Pipeline (1) & (3)		1	142 Miles
40	BP Canada Energy (2)		1	Various
41	CIMA (2)		1	Various
42	Citadel Energy Marketing (2)		1	Various
43	Conexus Energy (2)		1	Various
44	DTE Electric Co (2)		1	Various
45	DTE Energy Trading (2)		1	Various
46	EDF Trading North America, LLC (2)		1	Various
47	Exelon Generation (2)		1	Various
48	Gunvor USA, LLC (2)		1	Various
49	Koch Energy Services, LLC (2)		1	Various
50	Macquarie Cook Energy LLC (2)		1	Various
51	Nexus Gas Transmission (2)		1	Various
52	Northern Indiana Public Service Co (2)		1	Various
53	Shell Energy N.A. (2)		1	Various
54	Spire Marketing (2)		1	Various
55	Tidal Energy Marketing (US) LLC (2)		1	Various
56	Twin Eagle Resource Management LLC (2)		1	Various
57	Washington 10 Storage Corp (2)		1	Various
58	WGL Midstream Inc (2)		1	Various
59	Various Interstate		20	Various
60	Title Transfer Charges			
61	TOTAL INTERSTATE TRANSPORTATION		40	
62	TOTAL ACCOUNT 489.2		48	
63				
64				
65				
66				
67				
68				
69				
70				
71				
72				
73				
74				
TOTAL			131,207	

Name of Respondent DTE Gas Company	This Report Is: (1) <input checked="" type="checkbox"/> An Original (2) <input type="checkbox"/> A Resubmission	Date of Report (Mo, Da, Yr) 04/29/2022	Year of Report 2021/Q4		
<b>REVENUES FROM TRANSPORTION OF GAS OF OTHERS THROUGH TRANSMISSION OR DISTRIBUTION FACILITIES -- NATURAL GAS (Account 489.2, 489.3) (Cont'd)</b>					
4. Designate points of receipt and delivery so that they can be identified on map of the respondent's pipe line system. 5. Enter Mcf at 14.65 psia dry at 60 degrees F. 6. Minor items (less than 1,000,000 Mcf) may be grouped.			"Note: For transportation provided under Part 284 of Title 18 of the Code of Federal Regulations, report only grand totals for all transportation in columns (b) through (g) for the following regulation sections to be listed in column (a): 284.102, 284.122, 284.222, 284.223(a), 284.233(b), and 284.224. Details for each transportation are reported in separate annual reports required under Part 284 of the Commission's regulations."		
Mcf of Gas Received (e)	Mcf of Gas Delivered (f)	Revenue <sup>(4)</sup> (g)	Average Revenue per Mcf of Gas Delivered (in cents) <sup>(4)</sup> (h)	FERC Tariff Rate Schedule Designation (i)	Line No.
75,776,058	75,776,058	17,417,763	22.99	ST92-1997 / ST93-4518	38
15,266,427	15,266,427	1,855,815	12.16		39
2,494,224	2,494,224	306,135	12.27		40
1,875,023	1,875,445	679,810	36.25		41
2,224,716	2,224,716	380,083	17.08		42
7,227,356	7,227,356	2,185,324	30.24		43
14,012,366	14,012,365	2,842,919	20.29		44
11,572,011	11,572,022	1,342,807	11.60		45
1,084,386	1,084,390	487,535	44.96		46
3,629,283	3,629,283	543,600	14.98		47
4,678,997	4,678,997	1,086,691	23.22		48
2,467,526	2,467,534	186,951	7.58		49
251,474,277	251,474,277	32,150,656	12.78		50
1,383,690	1,383,690	382,011	27.61		51
7,699,900	7,699,900	999,922	12.99		52
13,815,330	13,815,153	6,254,564	45.27		53
15,681,629	15,681,642	2,053,790	13.10		54
8,637,893	8,637,893	902,763	10.45		55
19,959,617	19,959,617	2,960,824	14.83		56
1,397,172	1,397,172	176,670	12.64		57
2,532,692	2,500,143	2,892,861	115.71	58	
		1,140,566		59	
464,890,573	464,858,304	79,230,060		60	
478,277,990	478,277,990	82,038,544		61	
				62	
				63	
				64	
				65	
				66	
				67	
				68	
				69	
				70	
				71	
				72	
				73	
653,709,007	653,186,758	315,635,350		74	

Name of Respondent	This Report Is:	Date of Report	Year of Report
DTE Gas Company	(1) <input checked="" type="checkbox"/> An Original (2) <input type="checkbox"/> A Resubmission	(Mo, Da, Yr) 4/29/2022	2021/Q4

**REVENUES FROM TRANSPORTION OF GAS OF OTHERS THROUGH TRANSMISSION  
OR DISTRIBUTION FACILITIES -- NATURAL GAS (Account 489.2, 489.3) (Cont'd)**

- (1) Point of Receipt: Volumes of gas received from ANR Pipeline Company at their Willow Run Meter Station, Ypsilanti Township, Washtenaw County, Michigan.  
  
Point of Delivery: Volumes of gas delivered to ANR Pipeline Company at their W.G. Woolfolk Compressor Station, Austin Township, Mecosta County, Michigan.
- (2) Point of Receipt: Volumes of gas received from ANR, Great Lakes, Consumers Energy, Shell Oil Company, and PEPL at their various ANR, Belle River, Northville, Kalkaska, and Rouge facilities, respectively.  
  
Point of Delivery: Volumes of gas delivered to Michigan Gas Utilities, Union Gas, Ltd., Great Lakes, Vector, or PEPL at their various ANR, Grand Haven, St. Clair, Belle River and Rouge facilities, respectively.
- (3) Point of Receipt: Volumes of gas received from ANR Pipeline Company at their W.G. Woolfolk Compressor Station, Austin Township, Mecosta County, Michigan. (See Page 313C - F.E.R.C. Tariff Schedule ST93-4518).  
  
Point of Delivery: Volumes of gas delivered to the interconnection between ANR Pipeline Company and Michigan Consolidated in Kalkaska County, Michigan. (See Page 313C - F.E.R.C. Tariff Schedule ST93-4518).
- (4) Includes demand charges that may or may not have volumes associated with the charge.

\* Affiliated company

Name of Respondent DTE Gas Company	This Report Is: (1) <input checked="" type="checkbox"/> An Original (2) <input type="checkbox"/> A Resubmission	Date of Report (Mo, Da, Yr) 04/29/2022	Year of Report 2021/Q4
---------------------------------------	---	--	---------------------------

**REVENUES FROM STORING GAS OF OTHERS -- NATURAL GAS (Account 489.4)**

- |   |  |
|---|--|
| <p>1. Report below particulars (details) concerning revenue from storage (by respondent) of natural gas for others. Subdivide revenue by intrastate or interstate entities.</p> <p>2. Natural gas means either natural gas unmixed or any mixture of natural and manufactured gas.</p> <p>3. Enter the average number of customers per company and/or by rate schedule.</p> | <p>4. In column (a) include the names of companies from which revenues were derived, points of receipt and delivery, and names of companies from which gas was received and to which delivered. Specify the Commission order or regulation authorizing such transaction. Separate out the various customers, volumes and revenues by individual rate schedule.</p> |
|---|--|

Line No.	Name of Company (Designate associated companies with an asterisk)  (a)	Average Number of Customers per Month  (b)	Mcf of Gas Injected  (c)
1			
2	<b>INTRASTATE</b>		
3	Misc. customers less than 1 Bcf	2	279,402
4	<b>TOTAL INTRASTATE STORAGE</b>	2	279,402
5			
6	<b>INTERSTATE</b>		
7	Customer A	1	10,642,587
8	Customer B	1	0
9	Customer C	1	3,161,204
10	Customer D	1	1,987,422
11	Customer E	1	2,000,000
12	Customer F	1	1,769,845
13	Customer G	1	2,616,408
14	Customer H	1	2,500,000
15	Customer I	1	300,000
16	Customer J	1	5,514,355
17	Customer K	1	4,912,913
18	Customer L	1	1,970,695
19	Customer M	1	1,464,479
20	Customer N	1	4,963,996
21	Customer O	1	3,532,502
22	Customer P	1	1,000,692
23	Customer Q	1	9,129,962
24	Customer R	1	2,781,495
25	Customer S	1	2,840,060
26	Customer T	1	2,921,042
27	Customer U	1	539,151
28	Misc. customers less than 1 Bcf	1	19,186
29	<b>TOTAL INTERSTATE STORAGE</b>	22	66,567,994
30			
31			
32			
33			
<b>TOTAL</b>		24	66,847,396

Name of Respondent DTE Gas Company	This Report Is: (1) <input checked="" type="checkbox"/> An Original (2) <input type="checkbox"/> A Resubmission	Date of Report (Mo, Da, Yr) 04/29/2022	Year of Report 2021/Q4	
<b>REVENUES FROM STORING OF GAS OF OTHERS-- NATURAL GAS (Acct. 489.4) (Cont'd)</b>				
<p>4. Designate points of receipt and delivery so that they can be identified on map of the respondent's pipe line system.</p> <p>5. Enter Mcf at 14.65 psia at 60 degrees F.</p> <p>6. Minor items (less than 1,000,000 Mcf) may be grouped.</p>				
Mcf of Gas Withdrawn (d)	Revenue (e)	Average Revenue per Mcf of Gas Injected/Withdrawn (in cents) (f)	FERC Tariff Rate Schedule Designation (g)	Line No.
			<b>Rate Schedule:</b>	1
			<b>Contract Storage (CS)</b>	2
260,411	140,295	53.87 ¢		3
260,411	140,295	53.87 ¢		4
				5
				6
9,374,729	4,310,000	45.97 ¢		7
1,191,380	210,500	17.67 ¢		8
3,144,763	1,041,879	33.13 ¢		9
1,934,475	760,000	39.29 ¢		10
2,000,000	920,000	46.00 ¢		11
1,931,381	780,000	40.39 ¢		12
3,010,917	1,050,000	34.87 ¢		13
2,312,308	865,000	37.41 ¢		14
2,156,987	805,451	37.34 ¢		15
1,963,688	1,762,525	89.76 ¢		16
5,639,034	1,823,959	32.35 ¢		17
2,778,452	710,000	25.55 ¢		18
3,028,444	1,190,198	39.30 ¢		19
6,168,100	2,637,500	42.76 ¢		20
1,862,570	3,899,286	209.35 ¢		21
464,185	255,000	54.93 ¢		22
9,531,843	4,100,494	43.02 ¢		23
2,303,273	695,000	30.17 ¢		24
1,601,792	856,500	53.47 ¢		25
4,289,400	1,200,000	27.98 ¢		26
5,333,508	1,446,428	27.12 ¢		27
22,714	6,960	30.64 ¢		28
72,043,943	31,326,680	43.48 ¢		29
				30
				31
				32
				33
72,304,354	31,466,975	43.52 ¢		

Name of Respondent DTE Gas Company	This Report Is: (1) <input checked="" type="checkbox"/> An Original (2) <input type="checkbox"/> A Resubmission	Date of Report (Mo, Da, Yr) 04/29/2022	Year of Report 2021/Q4
---------------------------------------	---	--	---------------------------

**GAS OPERATION AND MAINTENANCE EXPENSES**

If the amount for previous year is not derived from previously reported figures, explain in footnotes.

Line No.	Account (a)	Amount for Current Year (b)	Amount for Previous Year (c)
1	1. PRODUCTION EXPENSES		
2	A. Manufactured Gas Production		
3	Manufactured Gas Production ( <i>Submit Supplemental Statement</i> )		
4	B. Natural Gas Production		
5	B1. Natural Gas Production and Gathering		
6	Operation		
7	750 Operation Supervision and Engineering		
8	751 Production Maps and Records		
9	752 Gas Wells Expenses		
10	753 Field Lines Expenses		
11	754 Field Compressor Station Expenses		
12	755 Field Compressor Station Fuel and Power		
13	756 Field Measuring and Regulating Station Expenses		
14	757 Purification Expenses		
15	758 Gas Well Royalties		
16	759 Other Expenses		
17	760 Rents		
18	TOTAL Operation ( <i>Enter Total of lines 7 thru 17</i> )	—	—
19	Maintenance		
20	761 Maintenance Supervision and Engineering		
21	762 Maintenance of Structures and Improvements		
22	763 Maintenance of Producing Gas Wells		
23	764 Maintenance of Field Lines		
24	765 Maintenance of Field Compressor Station Equipment		
25	766 Maintenance of Field Meas. and Req. Sta. Equipment		
26	767 Maintenance of Purification Equipment		
27	768 Maintenance of Drilling and Cleaning Equipment		
28	769 Maintenance of Other Equipment		
29	TOTAL Maintenance ( <i>Enter Total of lines 20 thru 28</i> )	—	—
30	TOTAL Natural Gas Production and Gathering ( <i>Total of Lines 18 and 29</i> )	—	—
31	B2. Products Extraction		
32	Operation		
33	770 Operation Supervision and Engineering		
34	771 Operation Labor		
35	772 Gas Shrinkage		
36	773 Fuel		
37	774 Power		
38	775 Materials		
39	776 Operation Supplies and Expenses		
40	777 Gas Processed by Others		
41	778 Royalties on Products Extracted		
42	779 Marketing Expenses		
43	780 Products Purchased for Resale		
44	781 Variation in Products Inventory		
45	(Less) 782 Extracted Products Used by the Utility--Credit		
46	783 Rents		
47	TOTAL Operation ( <i>Enter Total of lines 33 thru 46</i> )	—	—

Name of Respondent		This Report Is:	Date of Report	Year of Report
DTE Gas Company		(1) <input checked="" type="checkbox"/> An Original (2) <input type="checkbox"/> A Resubmission	(Mo, Da, Yr) 04/29/2022	2021/Q4
GAS OPERATION AND MAINTENANCE EXPENSES (Continued)				
Line No.	Account (a)	Amount for Current Year (b)	Amount for Previous Year (c)	
	B2. Products Extraction (Continued)			
48	Maintenance			
49	784 Maintenance and Supervision and Engineering			
50	785 Maintenance of Structures and Improvements			
51	786 Maintenance of Extraction and Refining Equipment			
52	787 Maintenance of Pipe Lines			
53	788 Maintenance of Extracted Products Storage Equipment			
54	789 Maintenance of Compressor Equipment			
55	790 Maintenance of Gas Measuring and Reg. Equipment			
56	791 Maintenance of Other Equipment			
57	TOTAL Maintenance (Enter Total of lines 49 thru 56)	—		—
58	TOTAL Products Extraction (Enter Total of lines 47 and 57)	—		—
59	C. Exploration and Development			
60	Operation			
61	795 Delay Rentals			
62	796 Nonproductive Well Drilling			
63	797 Abandoned Leases			
64	798 Other Exploration			
65	TOTAL Exploration and Development (Enter Total of lines 61 thru 64)	—		—
	D. Other Gas Supply Expenses			
66	Operation			
67	800 Natural Gas Well Head Purchases	5,061		553
68	800.1 Natural Gas Well Head Purchases, Intracompany Transfers			
69	801 Natural Gas Field Line Purchases			
70	802 Natural Gas Gasoline Plant Outlet Purchases			
71	803 Natural Gas Transmission Line Purchases	327,946,949		287,402,473
72	804 Natural Gas City Gate Purchases	107,221,694		70,001,090
73	804.1 Liquefied Natural Gas Purchases			
74	805 Other Gas Purchases			
75	(Less) 805.1 Purchased Gas Cost Adjustments			
76				
77	TOTAL Purchased Gas (Enter Total of lines 67 to 75)	435,173,704		357,404,116
78	806 Exchange Gas	(3,074,476)		(1,112,590)
79	Purchased Gas Expenses			
80	807.1 Well Expenses -- Purchased Gas			
81	807.2 Operation of Purchased Gas Measuring Stations			
82	807.3 Maintenance of Purchased Gas Measuring Stations			
83	807.4 Purchased Gas Calculations Expenses			
84	807.5 Other Purchased Gas Expenses			
85	TOTAL Purchased Gas Expenses (Enter Total of lines 80 thru 84)	—		—
86	808.1 Gas Withdrawn from Storage--Debit	173,192,322		84,635,296
87	(Less) 808.2 Gas Delivered to Storage--Credit	183,553,070		84,319,199
88	809.1 Withdrawals of Liquefied Natural Gas for Processing--Debt			
89	(Less) 809.2 Deliveries of Natural Gas for Processing--Credit			
90	Gas Used in Utility Operations--Credit			
91	810 Gas Used for Compressor Station Fuel--Credit	8,390,689		7,352,368
92	811 Gas Used for Products Extraction--Credit			
93	812 Gas Used for Other Utility Operations--Credit	3,782,976		3,121,224
94	TOTAL Gas Used in Utility Operations--Credit (Total of lines 91 thru 93)	12,173,665		10,473,592
95	813 Other Gas Supply Expenses	141,885		27,167
96	TOTAL Other Gas Supply Exp (Total of lines 77, 78, 85, 86 thru 89, 94, 95)	409,706,700		346,161,198
97	TOTAL Production Expenses (Enter Total of lines 3, 30, 58, 65 and 96)	409,706,700		346,161,198



Name of Respondent DTE Gas Company		This Report Is: (1) <input checked="" type="checkbox"/> An Original (2) <input type="checkbox"/> A Resubmission	Date of Report (Mo, Da, Yr) 04/29/2022	Year of Report 2021/Q4
<b>GAS OPERATION AND MAINTENANCE EXPENSES (Continued)</b>				
Line No.	Account (a)	Amount for Current Year (b)	Amount for Previous Year (c)	
98	2. NATURAL GAS STORAGE, TERMINALING AND PROCESSING EXPENSES			
99	A. Underground Storage Expenses			
100	Operation			
101	814 Operation Supervision and Engineering			
102	815 Maps and Records			
103	816 Wells Expenses	(349,311)		278,421
104	817 Lines Expense	35,303		17,501
105	818 Compressor Station Expenses	3,741,993		2,925,048
106	819 Compressor Station Fuel and Power	5,187,429		4,316,474
107	820 Measuring and Regulating Station Expenses			
108	821 Purification Expenses			
109	822 Exploration and Development			
110	823 Gas Losses	1,464,297		1,971,284
111	824 Other Expenses	579,659		446,074
112	825 Storage Well Royalties	29,185		19,337
113	826 Rents			
114	TOTAL Operation ( <i>Enter Total of lines 101 thru 113</i> )	10,688,555		9,974,139
115	Maintenance			
116	830 Maintenance Supervision and Engineering	1,644,148		968,001
117	831 Maintenance of Structures and Improvements			
118	832 Maintenance of Reservoirs and Wells	553,798		310,284
119	833 Maintenance of Lines	51,070		54,034
120	834 Maintenance of Compressor Station Equipment	5,055,335		3,813,254
121	835 Maintenance of Measuring and Regulating Station Equipment			
122	836 Maintenance of Purification Equipment			
123	837 Maintenance of Other Equipment			
124	TOTAL Maintenance ( <i>Enter Total of lines 116 thru 123</i> )	7,304,351		5,145,573
125	TOTAL Underground Storage Expenses ( <i>Total of lines 114 and 124</i> )	17,992,906		15,119,712
126	B. Other Storage Expenses			
127	Operation			
128	840 Operation Supervision and Engineering			
129	841 Operation Labor and Expenses			
130	842 Rents			
131	842.1 Fuels			
132	842.2 Power			
133	842.3 Gas Losses			
134	TOTAL Operation ( <i>Enter Total of lines 128 thru 133</i> )	—		—
135	Maintenance			
136	843.1 Maintenance Supervision and Engineering			
137	843.2 Maintenance of Structure and Improvements			
138	843.3 Maintenance of Gas Holders			
139	843.4 Maintenance of Purification Equipment			
140	843.5 Maintenance of Liquefaction Equipment			
141	843.6 Maintenance of Vaporizing Equipment			
142	843.7 Maintenance of Compressor Equipment			
143	843.8 Maintenance of Measuring and Regulating Equipment			
144	843.9 Maintenance of Other Equipment			
145	TOTAL Maintenance ( <i>Enter Total of lines 136 thru 144</i> )	—		—
146	TOTAL Other Storage Expenses ( <i>Enter Total of lines 134 and 145</i> )	—		—

Name of Respondent		This Report Is:	Date of Report	Year of Report
DTE Gas Company		(1) <input checked="" type="checkbox"/> An Original (2) <input type="checkbox"/> A Resubmission	(Mo, Da, Yr) 04/29/2022	2021/Q4
GAS OPERATION AND MAINTENANCE EXPENSES (Continued)				
Line No.	Account (a)	Amount for Current Year (b)	Amount for Previous Year (c)	
147	C. Liquefied Natural Gas Terminating and Processing Expenses			
148	Operation			
149	844.1 Operation Supervision and Engineering			
150	844.2 LNG Processing Terminal Labor and Expenses			
151	844.3 Liquefaction Processing Labor and Expenses			
152	844.4 Liquefaction Transportation Labor and Expenses			
153	844.5 Measuring and Regulating Labor and Expenses			
154	844.6 Compressor Station Labor and Expenses			
155	844.7 Communication System Expenses			
156	844.8 System Control and Load Dispatching			
157	845.1 Fuel			
158	845.2 Power			
159	845.3 Rents			
160	845.4 Demurrage Charges			
161	(Less) 845.5 Wharfage Receipts--Credit			
162	845.6 Processing Liquefied or Vaporized Gas by Others			
163	846.1 Gas Losses			
164	846.2 Other Expenses			
165	TOTAL Operating (Enter Total of lines 149 thru 164)	—	—	
166	Maintenance			
167	847.1 Maintenance Supervision and Engineering			
168	847.2 Maintenance of Structures and Improvements			
169	847.3 Maintenance of LNG Processing Terminal Equipment			
170	847.4 Maintenance of LNG Transportation Equipment			
171	847.5 Maintenance of Measuring and Regulating Equipment			
172	847.6 Maintenance of Compressor Station Equipment			
173	847.7 Maintenance of Communication Equipment			
174	847.8 Maintenance of Other Equipment			
175	TOTAL Maintenance (Enter Total of lines 167 thru 174)	—	—	
176	TOTAL Liquefied Nat Gas Terminating and Processing Exp (Lines 165 & 175)	—	—	
177	TOTAL Natural Gas Storage (Enter Total of lines 125, 146 and 176)	17,992,906	15,119,712	
178	3. TRANSMISSION EXPENSES			
179	Operation			
180	850 Operation Supervision and Engineering	25,975,938	19,067,256	
181	851 System Control and Load Dispatching	2,769,267	3,838,768	
182	852 Communication System Expenses			
183	853 Compressor Station Labor and Expenses	954,174	962,625	
184	854 Gas for Compressor Station Fuel	3,662,567	3,398,401	
185	855 Other Fuel and Power for Compressor Stations			
186	856 Mains Expenses	1,233,334	1,316,450	
187	857 Measuring and Regulating Station Expenses	1,177,185	1,228,668	
188	858 Transmission and Compression of Gas by Other	14,396,951	12,125,034	
189	859 Other Expenses	2,855,660	4,118,366	
190	860 Rents			
191	TOTAL Operation (Enter Total of lines 180 thru 190)	53,025,076	46,055,568	

Name of Respondent		This Report Is:	Date of Report	Year of Report
DTE Gas Company		(1) <input checked="" type="checkbox"/> An Original (2) <input type="checkbox"/> A Resubmission	(Mo, Da, Yr) 04/29/2022	2021/Q4
GAS OPERATION AND MAINTENANCE EXPENSES (Continued)				
Line No.	Account	Amount for Current Year	Amount for Previous Year	
	(a)	(b)	(c)	
3. TRANSMISSION EXPENSES (Continued)				
192	Maintenance			
193	861 Maintenance Supervision and Engineering			
194	862 Maintenance of Structures and Improvements			
195	863 Maintenance of Mains	1,979,825	1,634,529	
196	864 Maintenance of Compressor Station Equipment	2,213,934	1,065,186	
197	865 Maintenance of Measuring and Reg. Station Equipment	22,779	24,387	
198	866 Maintenance of Communicating Equipment	6,415,625	6,253,519	
199	867 Maintenance of Other Equipment			
200	TOTAL Maintenance (Enter Total lines 193 thru 199)	10,632,163	8,977,621	
201	TOTAL Transmission Expenses (Enter Total of lines 191 and 200)	63,657,239	55,033,189	
202	4. DISTRIBUTION EXPENSES			
203	Operation			
204	870 Operation Supervision and Engineering			
205	871 Distribution Load Dispatching			
206	872 Compressor Station Labor and Expenses			
207	873 Compressor Station Fuel and Power			
208	874 Mains and Services Expenses	21,977,043	19,776,294	
209	875 Measuring and Regulating Station Expenses--General	1,031,955	824,117	
210	876 Measuring and Regulating Station Expenses--Industrial			
211	877 Measuring and Regulating Station Expenses--City Gate Check Station	2,495,684	2,198,744	
212	878 Meter and House Regulator Expenses	12,884,175	11,118,455	
213	879 Customer Installations Expenses	28,291,287	24,554,632	
214	880 Other Expenses	25,138,725	26,240,526	
215	881 Rents			
216	TOTAL Operation (Enter Total of lines 204 thru 215)	91,818,869	84,712,768	
217	Maintenance			
218	885 Maintenance Supervision and Engineering			
219	886 Maintenance of Structures and Improvements			
220	887 Maintenance of Mains	16,121,927	8,622,850	
221	888 Maintenance of Compressor Station Equipment			
222	889 Maintenance of Meas. and Reg. Sta. Equip.--General	4,502,040	4,099,274	
223	890 Maintenance of Meas. and Reg. Sta. Equip.--Industrial			
224	891 Maintenance of Meas. and Reg. Sta. Equip.--City Gate Check Station	1,094,076	1,105,897	
225	892 Maintenance of Services	3,505,227	2,078,603	
226	893 Maintenance of Meters and House Regulators	3,139,289	2,748,681	
227	894 Maintenance of Other Equipment	709,787	417,043	
228	TOTAL Maintenance (Enter Total lines 218 thru 227)	29,072,346	19,072,348	
229	TOTAL Distribution Expenses (Enter Total lines 216 and 228)	120,891,215	103,785,116	
230	5. CUSTOMER ACCOUNTS EXPENSES			
231	Operation			
232	901 Supervision	1,683,481	1,094,910	
233	902 Meter Reading Expenses	4,592,869	5,091,097	
234	903 Customer Records and Collection Expenses	45,826,759	47,441,191	
235	904 Uncollectible Accounts	18,103,539	33,404,137	
236	905 Miscellaneous Customer Accounts Expenses	21,801,743	19,774,030	
237	TOTAL Customer Accounts Expenses (Enter Total of lines 232 thru 236)	92,008,391	106,805,365	

Name of Respondent DTE Gas Company	This Report Is: (1) <input checked="" type="checkbox"/> An Original (2) <input type="checkbox"/> A Resubmission	Date of Report (Mo, Da, Yr) 04/29/2022	Year of Report 2021/Q4
---------------------------------------	---	--	---------------------------

**GAS OPERATION AND MAINTENANCE EXPENSES (Continued)**

Line No.	Account (a)	Amount for Current Year (b)	Amount for Previous Year (c)
238	<b>6. CUSTOMER SERVICE AND INFORMATIONAL EXPENSES</b>		
239	Operation		
240	907 Supervision	247,427	334,685
241	908 Customer Assistance Expenses	18,860,714	19,495,722
242	909 Informational and Instructional Expenses	1,226,877	1,093,274
243	910 Miscellaneous Customer Service and Informational Expenses	2,661,850	2,472,292
244	TOTAL Customer Service and Information Expenses (Lines 240 thru 243)	22,996,868	23,395,973
245	<b>7. SALES EXPENSES</b>		
246	Operation		
247	911 Supervision		
248	912 Demonstrating and Selling Expenses	49,776,301	40,342,283
249	913 Advertising Expenses		
250	916 Miscellaneous Sales Expenses		
251	TOTAL Sales Expenses (Enter Total of lines 247 thru 250)	49,776,301	40,342,283
252	<b>8. ADMINISTRATIVE AND GENERAL EXPENSES</b>		
253	Operation		
254	920 Administrative and General Salaries	38,206,771	40,803,754
255	921 Office Supplies and Expenses	17,069,836	15,441,191
256	(Less) (922) Administrative Expenses Transferred--Cr.	15,388,793	16,244,870
257	923 Outside Services Employed	9,489,671	7,550,768
258	924 Property Insurance	655,362	663,063
259	925 Injuries and Damages	5,456,566	4,692,230
260	926 Employee Pensions and Benefits	35,175,579	39,011,736
261	927 Franchise Requirements		
262	928 Regulatory Commission Expenses	1,878	15,866
263	(Less) (929) Duplicate Charges--Cr.		
264	930.1 General Advertising Expenses	3,496,078	3,133,846
265	930.2 Miscellaneous General Expenses	9,075,696	8,574,782
266	931 Rents	44,975,723	42,803,105
267	TOTAL Operation (Enter Total of lines 254 thru 266)	148,214,367	146,445,471
268	Maintenance		
269	935 Maintenance of General Plant	1,636,398	1,296,476
270	TOTAL Administrative and General Exp (Total of lines 267 and 269)	149,850,765	147,741,947
271	TOTAL Gas O. and M. Exp (Lines 97, 177, 201, 229, 237, 244, 251, and 270)	926,880,385	838,384,783

**NUMBER OF GAS DEPARTMENT EMPLOYEES**

1. The data on number of employees should be reported for the payroll period ending nearest to October 31, or any payroll period ending 60 days before or after October 31.	construction employees in a footnote.
2. If the respondent's payroll for the reporting period includes any special construction personnel, include such employees on line 3, and show the number of such special	3. The number of employees assignable to the gas department from joint functions of combination utilities may be determined by estimate, on the basis of employee equivalents. Show the estimated number of equivalent employees attributed to the gas department from joint functions.
1. Payroll Period Ended (Date)	12/31/21
2. Total Regular Full-Time Employees	1,760
3. Total Part-Time and Temporary Employees	0
4. Total Employees	1,760
NOTE: DTE Corporate Services (Estimated Employee Equivalents)	772
Total Employees / Equivalents	2,532

Name of Respondent DTE Gas Company	This Report Is: (1) [ X ] An Original (2) [ ] A Resubmission	Date of Report (Mo, Da, Yr) 04/29/2022	Year of Report 2021/Q4
---------------------------------------	--	--	---------------------------

**GAS PURCHASES (Accounts 800, 801, 802, 803, 803.1, 804, 804.1 and 805)**

<p>1. Report particulars of gas purchases during the year in the manner prescribed below.</p> <p>2. Provide subheadings and totals for prescribed accounts as follow:</p> <p>800 Natural Gas Well Head Purchases. 801 Natural Gas Field Line Purchases. 802 Natural Gas Gasoline Plant Outlet Purchases. 803 Natural Gas Transmission Line Purchases. 803.1 Off-System Gas Purchases. 804 Natural Gas City Gate Purchases. 804.1 Liquefied Natural Gas Purchases. 805 Other Gas Purchases.</p> <p>Purchases are to be reported in account number sequence, e.g. all purchases charged to Account 800, followed by charges to Account 801, etc. Under each account number, purchases should be reported by states in alphabetical order. Totals are to be shown for each account in Columns (h) and (i) and should agree with the books of account, or any differences reconciled.</p> <p>In some cases, two or more lines will be required to report a purchase, as when it is charged to more than one account.</p> <p>3. Purchases may be reported to gas purchase contract totals (at the option of the respondent) provided that the same price is being paid for all gas purchased under the contract. If two or more prices are in effect under the same contract, separate details for each price shall be reported. The name of each seller included in the contract total shall be listed on separate sheets, clearly cross-referenced. Where two or more prices are in effect the sellers at each price are to be listed separately.</p> <p>4. Purchases of less than 100,000 Mcf per year per contact from sellers not affiliated with the reporting company may (at the option of the respondent) be grouped by account number, except when the purchases were permanently discounted during the reporting year. When grouped purchases are reported, the number of grouped purchases is to be reported in Column (b). Only Columns (a), (b), (h), (i) and (j) are to be completed for grouped purchases; however, the Commission may request additional details when necessary. Grouped non-jurisdictional purchases should be shown on a separate line.</p>	<p>5. Column instructions are as follows:</p> <p><u>Column (b) - Report the names of all sellers.</u> Abbreviations may be used where necessary.</p> <p><u>Column (c) - Give the name of the producing field only</u> for purchases at the wellhead or from field lines. The plant name should be given for purchase from gasoline outlets. If purchases under a contract are from more than one field or plant, use the name of the one contributing the largest volume. Use a footnote to list the other fields or plants involved.</p> <p><u>Columns (d) and (e) - Designate the state and county</u> where the gas is received. Where gas is received in more than one county, use the name of the county having the largest volume and by footnote list the other counties involved.</p> <p><u>Column (f) - Show date of the gas purchase contract.</u> If gas is purchased under a renegotiated contract, show the date of the original contract and the date of the renegotiated contract on the following line in brackets. If new acreage is dedicated by ratification of an existing contract show the date of the ratification, rather than the date of the original contract. If gas is being sold from a different reservoir than the original dedicated acreage pursuant to Section 2.56(f)(2) of the Commission's Rules of Practice and Procedure, place the letter "A" after the contract date.</p> <p>If the purchase was permanently discontinued during the reporting year, so indicate by an asterisk (*) in Column (f).</p> <p><u>Column (g) - Show for each purchase the approximate</u> Btu per cubic foot.</p> <p><u>Column (h) - State the volume of purchased gas as</u> measured for purpose of determining the amount payable for the gas. Include current year receipts of make-up gas that was paid for in prior years.</p> <p><u>Column (i) - State the dollar amount (omit cents) paid</u> and previously paid for the volumes of gas shown in Column (h).</p> <p><u>Column (j) - State the average cost per Mcf to the</u> nearest hundredth of a cent. [Column (i) divided by Column (h) multiplied by 100].</p>
---	--

NOTE: Pages 327A and 327B have not been completed pursuant to "Form P-522 Changes for 1997" which states: "The Commission will permit the option to delete this schedule if the company agrees to make the information available through the gas cost recovery filing, or upon request of the Commission staff."

Name of Respondent DTE Gas Company	This Report Is: (1) <input checked="" type="checkbox"/> An Original (2) <input type="checkbox"/> A Resubmission	Date of Report (Mo, Da, Yr) 04/29/2022	Year of Report 2021/Q4
---------------------------------------	---	--	---------------------------

**EXCHANGE GAS TRANSACTIONS (Account 806, Exchange Gas)**

1. Report below particulars (details) concerning the gas volumes and related dollar amounts of natural gas exchange transactions during the year. Minor transactions (less than 100,000 Mcf) may be grouped.  
 2. Also give the particulars (details) call for concerning each natural gas exchange where consideration

Line No.	Name of Company <i>(Designate associated companies with an asterisk)</i>  (a)	Exchange Gas Received		
		Point of Receipt (City, state, etc.)  (b)	Mcf  (c)	Debit (Credit) Account 242  (d)
1				
2	Consumers Energy Company	Received by Displacement	358,424	108,517
3				
4	ANR Pipeline Company			
5	Spot Purchases - Post Rate Order 636	Received by Cashout	—	—
6	Interconnect Balancing Agreement	Received by Displacement	4,643,663	(468,653)
7				
8	Union Gas	Received by Displacement	285,186	—
9				
10	Great Lakes Transmission Company	Received by Displacement	594,880	(114,016)
11				
12	Panhandle	Received by Displacement	530,762	477,141
13				
14	DTE Michigan Gathering Company / Wet Header*	Received by Displacement	609,205	—
15				
16	Other Gas Utilities	Received by Displacement	47,575	87,160
17				
18	Vector Pipeline*	Received by Displacement	1,879,452	—
19				
20	DTE Gas Storage Company*	Received by Displacement	953,899	—
21				
22	DTE Michigan Gathering Company*	Received by Displacement	2,986	(27,443)
23				
24	Nexus*	Received by Displacement	1,325,410	1,134,349
25				
26	Saginaw Bay*	Received by Displacement	61,025	(182,209)
27				
28				
29				
30	Respondent records net exchange gas transactions monthly to account 242 or 174 and account 806.			
31				
32				
33				
34				
35	*Affiliated companies prior to DTE Energy spin-off of DT Midstream on July 1, 2021.			
36				
37				
38				
39				
40				
41				
42				
43				
44				
45	TOTAL		11,292,467	1,014,846

Name of Respondent DTE Gas Company	This Report Is: (1) <input checked="" type="checkbox"/> An Original (2) <input type="checkbox"/> A Resubmission	Date of Report (Mo, Da, Yr) 04/29/2022	Year of Report 2021/Q4
---------------------------------------	---	--	---------------------------

**EXCHANGE GAS TRANSACTION (Account 806, Exchange Gas) (Continued)**

was received or paid in performance of gas exchange services.  
 3. List individually net transactions occurring during the year for each rate schedule.

4. Indicate points of receipt and delivery of gas so that they may be readily identified on a map of the respondent's pipeline system.

Exchange Gas Delivered			Excess Mcf Received or Delivered (h)	Debit (Credit) Account 806 (i)	Line No.
Point of Delivery (City, state, etc.) (e)	Mcf (f)	Debit (Credit) Account 174 (g)			
Delivered by Displacement	(787,531)	1,337,529	(429,107)	(1,446,046)	1
					2
					3
					4
Delivered by Cashout	—	—	—	—	5
Delivered by Displacement	(4,339,240)	(479,536)	304,423	948,189	6
					7
Delivered by Displacement	(301,863)	73,969	(16,677)	(73,969)	8
					9
Delivered by Displacement	(362,669)	(569,869)	232,211	683,885	10
					11
Delivered by Displacement	(736,899)	135,500	(206,137)	(612,641)	12
					13
Delivered by Displacement	(643,974)	174,391	(34,769)	(174,391)	14
					15
Delivered by Displacement	(106,725)	65,247	(59,150)	(152,407)	16
					17
Delivered by Displacement	(1,977,439)	392,473	(97,987)	(392,473)	18
					19
Delivered by Displacement	(1,172,281)	929,926	(218,382)	(929,926)	20
					21
Delivered by Displacement	—	—	2,986	27,443	22
					23
Delivered by Displacement	(1,728,221)	—	(402,811)	(1,134,349)	24
					25
Delivered by Displacement	(7,727)	—	53,298	182,209	26
					27
					28
					29
					30
					31
					32
					33
					34
					35
					36
					37
					38
					39
					40
					41
					42
					43
					44
	(12,164,569)	2,059,630	(872,102)	(3,074,476)	45

Name of Respondent DTE Gas Company	This Report Is: (1) <input checked="" type="checkbox"/> An Original (2) <input type="checkbox"/> A Resubmission	Date of Report (Mo, Da, Yr) 04/29/2022	Year of Report 2021/Q4
---------------------------------------	---	--	---------------------------

**EXCHANGE GAS TRANSACTIONS (Account 806, Exchange Gas) (Continued)**

5. Furnish any additional explanations needed to further explain the accounting for exchange gas transactions.

6. Report the pressure base of measurement of gas volumes at 14.73 psia at 60°F.

Line No.	Name of Company (Designate associated companies with an asterisk) (a)	Charges Paid or Payable by Respondent		Revenues Received or Receivable by Respondent		FERC Tariff Rate Schedule Identification (n)
		Amount (j)	Account (k)	Amount (l)	Account (m)	
1						
2	N/A					
3						
4						
5	N/A					
6	N/A					
7						
8	N/A					
9						
10	N/A					
11						
12	N/A					
13						
14	N/A					
15						
16	N/A					
17						
18	N/A					
19						
20	N/A					
21						
22	N/A					
23						
24	N/A					
25						
26	N/A					
27						
28	Imbalance fees on off-system transportation agreements.	—		—		
29						
30						
31						
32						
33						
34						
35						
36						
37						
38						
39						
40						
41						
42						
43						
44						
45	TOTAL	\$ —		\$ —		



Name of Respondent DTE Gas Company	This Report Is: (1) <input checked="" type="checkbox"/> An Original (2) <input type="checkbox"/> A Resubmission	Date of Report (Mo, Da, Yr) 04/29/2022	Year of Report 2021/Q4
---------------------------------------	---	--	---------------------------

**GAS USED IN UTILITY OPERATIONS--CREDIT (Accounts 810, 811, 812)**

- |  |  |
|--|--|
| <p>1. Report below particulars (details) of credits during the year to Accounts 810, 811 and 812 which offset charges to operating expenses or other accounts for the cost of gas from the respondent's own supply.</p> <p>2. Natural gas means either natural gas unmixed, or any mixture of natural and manufactured gas.</p> <p>3. If the reported Mcf for any use is an estimated quantity, state such fact in a footnote.</p> | <p>4. If any natural gas was used by the respondent for which a change was not made to the appropriate operating expense or other account, list separately in column (c) the Mcf of gas used, omitting entries in columns (d) and (e).</p> <p>5. Report pressure base of measurement of gas volumes at 14.73 psia at 60°F.</p> |
|--|--|

Line No.	Purpose for Which Gas Was Used (a)	Account Charged (b)	Natural Gas			Manufactured Gas	
			Mcf of Gas Used (c)	Amount of Credit (d)	Amount per Mcf (In Cents) (e)	Mcf of Gas Used (f)	Amount of Credit (g)
1	Gas use for Products Extractions--Cr. (Trans)	854	1,032,313	3,398,449	329.21		
2	810 Gas used for Compressor Station Fuel--Cr (Storage)	819	1,539,712	4,992,240	324.23		
	Total account 810		2,572,025	8,390,689	326.23		
3	Gas Shrinkage and Other Usage in Respondent's Own Proc.						
4	Gas Shrinkage, Etc. for Resodent's Gas Processed by Others						
5	812 Gas used for Other Util. Oprs--Cr (Rpt sep. for each prin. Use. Group minor uses)						
6	812.1 Gas used in Util. Oprs--Cr (Nonmajor only)						
7	Oper. of Dist. Service Bldgs. (Dist)	819, 854, 874, 877, 930.2	54,419	166,416	305.80		
8	Oper. of Undgr. Stg. Wells (Storage)	816	126,115	390,202	309.40		
9	Other (Storage)	818	—	—	0.00		
10	Undgr. Stor. Gas Losses (Storage)	823	199,927	654,757	327.50		
11	Undgr. Storage Well Royalties (Storage)	825	9,030	27,533	304.91		
12	Transmission Compression - others (Trans)	858	477,783	1,528,976	320.01		
13	Oper. of City Gate Stations (Dist)	877	225,510	698,720	309.84		
14	Other Operation Expenses (Storage)	830	—	—	0.00		
15	Other Operation Expenses (Storage)	832	75	229	305.33		
16	Other Operation Expenses (Trans)	857	16,344	51,194	313.23		
17	Other (may include capital) (primarily Trans)	818, 834, 850, 854, 858, 874	81,407	264,949	325.46		
18							
19							
20	Total account 812		1,190,610	3,782,976	317.73		
21							
22							
23							
24							
25	TOTAL		3,762,635	12,173,665	323.54		

Name of Respondent DTE Gas Company	This Report Is: (1) <input checked="" type="checkbox"/> An Original (2) <input type="checkbox"/> A Resubmission	Date of Report (Mo, Da, Yr) 04/29/2022	Year of Report 2021/Q4
---------------------------------------	---	--	---------------------------

**TRANSMISSION AND COMPRESSION OF GAS BY OTHERS (Account 858)**

1. Report below particulars (details) concerning gas transported or compressed for respondent by others equaling more than 1,000,000 Mcf (Bcf) and amounts of payments for such services during the year. 2. In column (a) give name of companies to which payments were made, points of delivery and receipt of gas, names of companies to which gas was delivered and from. Minor items (less than 1,000,000 Mcf) must be grouped.

Line No.	Name of Company and Description of Service Performed (Designate associated companies with an asterisk) (a)	Distance Transported (In miles) (b)
1	ANR Pipeline Company (1)	
2		
3	Great Lakes Gas Transmission (2)	
4		
5	Union Gas (3)	
6		
7	Vector Pipeline (4)	
8		
9	Panhandle (5)	
10		
11	Nexus (6)	
12		
13		
14		
15		
16	(1) Expenses represent:	
17	a.) Transmission from ANR's Woolfolk Receipt Point to Grand Rapids.	
18	b.) Transmission from the Columbus Meter Station to the Niagara Interconnection.	
19	c.) Transmission to/from Blue Lake Storage	
20		
21		
22	(2) Transmission from various points on Great Lake's system to various DTE Gas points.	
23		
24		
25	(3) Transmission from various points on Union Gas' system to various DTE Gas points.	
26		
27		
28	(4) Transmission from various points on Vector Pipeline's system to Various DTE Gas points.	
29		
30		
31	(5) Transmission from various points on Panhandle Eastern's system to River Rouge.	
32		
33		
34	(6) Transmission from various points on Nexus Pipeline's system to Various DTE Gas points.	
35		
36		
37	(7) Mcf of gas rec'd and delivered:	
38	Volumes are moved primarily on a fixed fee basis so volumes are not tracked.	
39		
40		
41		
42		
43		
44		
45		
46	<b>TOTAL</b>	

Name of Respondent DTE Gas Company	This Report Is: (1) <input checked="" type="checkbox"/> An Original (2) <input type="checkbox"/> A Resubmission	Date of Report (Mo, Da, Yr) 04/29/2022	Year of Report 2021/Q4
---------------------------------------	---	--	---------------------------

**TRANSMISSION AND COMPRESSION OF GAS BY OTHERS (Account 858) (Continued)**

which received. Points of delivery and receipt should be so designated that they can be identified readily on map of respondent's pipeline system.

3. If the Mcf of gas received differs from the Mcf delivered, explain in a footnote the reason for difference, i.e. uncompleted deliveries, allowance for transmission loss, etc.

Mcf of Gas Delivered (14.73 psia at 60°F) (c)	Mcf of Gas Received (14.73 psia at 60°F) (d)	Amount of Payment (In dollars) (e)	Amount per Mcf of Gas Received (In cents) (f)	Line No.
(7)	(7)	\$ 14,380,704	(7)	1
(7)	(7)	—	(7)	2
(7)	(7)	—	(7)	3
(7)	(7)	—	(7)	4
(7)	(7)	10,125	(7)	5
(7)	(7)	44	(7)	6
(7)	(7)	6,078	(7)	7
				8
				9
				10
				11
				12
				13
				14
				15
				16
				17
				18
				19
				20
				21
				22
				23
				24
				25
				26
				27
				28
				29
				30
				31
				32
				33
				34
				35
				36
				37
				38
				39
				40
				41
				42
				43
				44
				45
		<b>\$14,396,951</b>		46

Name of Respondent DTE Gas Company	This Report Is: (1) <input checked="" type="checkbox"/> An Original (2) <input type="checkbox"/> A Resubmission	Date of Report (Mo, Da, Yr) 04/29/2022	Year of Report 2021/Q4
---------------------------------------	---	--	---------------------------

**LEASE RENTAL CHARGED**

1. For purposes of this schedule a "lease" is defined as a contract or other agreement by which one party (lessor) conveys an intangible right or land or other tangible property and equipment to another (lessee) for a specified period of one year or more for rent.

2. Report below, for leases with annual charges of \$25,000 or more, but less than \$250,000, the data called for in column a, b (description only), f, g and j.

3. For leases having annual charges of \$250,000 or more, report the data called for in all the columns below.

4. The annual charges referred to in Instruction 2 and 3 include the basic lease payment and other payments to or on behalf of the lessor such as taxes, depreciation, assumed interest or dividends on the lessor's securities, cost of replacements\*\* and other expenditures with respect to leased property. The expenses paid by lessee are to be itemized in column (e) below.

5. Leases of construction equipment in connection with construction work in progress are not required to be reported herein. Continuous, master or open-ended leases for EDP or office equipment, automobile fleets and other equipment that is short-lived and replaced under term of the lease or for pole rentals shall report only the data called for in columns a, b (description only), f, g and j, unless the lessee has the option to purchase the property.

6. In column (a) report the name of the Lessor. List lessors which are associated companies\* (describing association) first, followed by non-associated lessors.

7. In column (b) for each leasing arrangement, report in order, classified by production plant, storage plant, transmission line, distribution system, or other operating unit or system, followed by any other leasing arrangement not covered under the preceding classifications:

**A. LEASE RENTALS CHARGED TO GAS OPERATING EXPENSES**

Name of Lessor  (a)	Basic Details of Lease  (b)	Terminal Dates of Leases, Primary (P) or Renewal ( R)  (c)
Auto-Owners Insurance Company VREI Green Allen	Site lease Traverse City Grand Rapids Allen Road	5/31/2023 (R) 11/30/2022 (P) 3/31/2051 (R)

\*\* See Gas Plant Instruction 6 & Operating Expense Instruction 3 of the Uniform System of Accounts.

Name of Respondent DTE Gas Company	This Report Is: (1) <input checked="" type="checkbox"/> An Original (2) <input type="checkbox"/> A Resubmission	Date of Report (Mo, Da, Yr) 04/29/2022	Year of Report 2021/Q4
---------------------------------------	---	--	---------------------------

**LEASES RENTALS CHARGED (Continued)**

Description of the property, whether lease is a sale and leaseback, whether lessee has option to purchase and conditions of purchase, whether lease is cancellable by either party and the cancellation conditions, the tax treatment used, the accounting treatment of the lease payments (levelized charges to expense or other treatment), the basis of any charges apportioned between the lessor and lessee, and the responsibility of the respondent for operation and maintenance expenses and replacement of property. The above information is to be reported with initiation of the lease and thereafter when changed or every five years, whichever occurs first.

9. Report in column (k) below the estimated remaining annual charges under the current term of the lease. Do not apply a present value to the estimate. Assume that cancellable leases will not be cancelled when estimating the remaining charges.

\* See definition on page 226 (B)

8. Report in column (d), as of the date of the current lease term, the original cost of the property leased, estimated if not known, or the fair market of the property if greater than original cost and indicate as shown. If leased property is part of a large unit, such as part of a building, indicate without associating any cost or value with it.

**A. LEASE RENTALS CHARGED TO GAS OPERATING EXPENSES**

Original Cost (O) or Fair Market Value (F) of Property (d)	Expenses to be Paid by Lessee Itemize (e)	AMOUNT OF RENT - CURRENT TERM				Account Charged (j)	Remaining Annual Charges Under Lease Est. if Not Known (k)
		Current Year		Accumulated to Date			
		Lessor (f)	Other (g)	Lessor (h)	Other (i)		
		82,380		645,056		879	122,594
		83,978		174,954		878	79,278
		149,464		18,061,092		878	3,939,000

Name of Respondent DTE Gas Company	This Report Is: (1) <input checked="" type="checkbox"/> An Original (2) <input type="checkbox"/> A Resubmission	Date of Report (Mo, Da, Yr) 04/29/2022	Year of Report 2021/Q4
---------------------------------------	---	--	---------------------------

**OTHER GAS SUPPLY EXPENSES (Account 813)**

Report other gas supply expenses by descriptive titles which expenses separately. Indicate the functional classification clearly indicate the nature of such expenses. Show maintenance and purpose of property to which any expenses relate.

Line No.	Description (a)	Amount (In dollars) (b)
1	Bio-Green gas project	141,885
2		
3		
4		
5		
6		
7		
8		
9		
10		
11		
12		
13		
14		
15		
16		
17		
18		
19		
20		
21		
22		
23		
24		
25		
26		
27		
28		
29		
30		
31		
32		
33		
34		
35		
36		
37		
38		
39		
40		
41		
42		
43		
44		
45		
46		
47		
48		
49		
50	TOTAL	<b>141,885</b>

Name of Respondent DTE Gas Company	This Report Is: (1) <input checked="" type="checkbox"/> An Original (2) <input type="checkbox"/> A Resubmission	Date of Report (Mo, Da, Yr) 04/29/2022	Year of Report 2021/Q4
<b>MISCELLANEOUS GENERAL EXPENSES (Account 930.2) (Gas)</b>			
1	Industry association dues		1,178,111
2	Experimental and general research expenses		
3	Publishing and distributing information and reports to stockholders; trustee, registrar, and transfer agent fees and expenses, and other expenses of servicing outstanding securities of the respondent		
4	Other expenses (Items of \$5,000 or more must be listed separately in this column showing the (1) purpose, (2), recipient and (3) amount of such items. Amounts of less than \$5,000 may be grouped by classes if the number of items so grouped is shown)		
5	Other Environmental Remediation Costs		94,283
6	CNG Fuel, Co. Use Gas for Utility Operations		20,068
7	Amortization of Deferred MGP Environmental Remediation Costs		6,975,947
8	Shareholder Department labor, Registrar and Proxy Expenses		154,284
9	Directors Fees and Expenses		682,284
10	Investment Recovery		64,253
11	Corporate and affiliate allocations, net		205,452
12	Misc. Other (61)		(298,986)
13			
14			
15			
16			
17			
18			
19			
20			
21			
22			
23			
24			
25			
26			
27			
28			
29			
30			
31			
32			
33			
34			
35			
36			
37			
38			
39			
40			
41			
42			
43			
44			
45			
46			
47			
48			
49	TOTAL		9,075,696

Name of Respondent DTE Gas Company	This Report Is: (1) <input checked="" type="checkbox"/> An Original (2) <input type="checkbox"/> A Resubmission	Date of Report (Mo, Da, Yr) 04/29/2022	Year of Report 2021/Q4
---------------------------------------	---	--	---------------------------

**DEPRECIATION, DEPLETION, AND AMORTIZATION OF GAS PLANT (Account 403, 404.1, 404.2, 404.3, 405)  
(Except Amortization of Acquisition Adjustments)**

1. Report in Section A the amounts of depreciation expense, depletion and amortization for the accounts indicated and classified according to the plant functional groups shown. between the report years (1971, 1974 and every fifth year thereafter). Report in column (b) all depreciable plant balances to which rates are applied and show a composite total. (If more desirable, report by plant account, subaccount or functional classifications other than those pre-printed in column (a). Indicate at the bottom of Section B the

2. Report all available information called for in Section B for the report year 1971, 1974 and every fifth year thereafter. Report only annual changes in the intervals

Section A. Summary of Depreciation, Depletion, and Amortization Charges

Line No.	Functional Classification (a)	Depreciation Expense (Account 403) (b)	Amortization and Depletion of Producing Natural Gas Land and Land Rights (Account 404.1) (c)	Amortization of Underground Storage Land and Land Rights (Account 404.2) (d)
1	Intangible plant	—	—	—
2	Production plant, manufactured gas	—	—	—
3	Production and gathering plant, natural gas	—	—	—
4	Products extraction plant	—	—	—
5	Underground gas storage plant	13,067,527	—	—
6	Other storage plant	—	—	—
7	Base load LNG terminating and processing plant	—	—	—
8	Transmission plant	13,652,889	—	—
9	Distribution plant	120,486,840	—	—
10	General plant	9,748,568	—	—
11	Common plant-gas			
12				
13				
14				
15				
16				
17				
18				
19				
20				
21				
22				
23				
24				
25	TOTAL	156,955,824	—	—



Name of Respondent DTE Gas Company	This Report Is: (1) <input checked="" type="checkbox"/> An Original (2) <input type="checkbox"/> A Resubmission	Date of Report (Mo, Da, Yr) 04/29/2022	Year of Report 2021/Q4
---------------------------------------	---	--	---------------------------

**DEPRECIATION, DEPLETION, AND AMORTIZATION OF GAS PLANT (Accounts 403, 404.1, 402.2, 404.3, 405)  
(Except Amortization of Acquisition Adjustments) (Continued)**

manner in which column (b) balances are obtained. If average balances, state the method of averaging used. For column (c) report available information for each plant functional classification listed in column (a). If composite depreciation accounting is used, report available information called for in columns (b) and (c) on this basis. Where the unit-of-production method is used to determine depreciation charges, show at the bottom of Section B any revisions made to estimated gas reserves. 3. If provisions for depreciation provided by application of reported rates, state at the bottom of Section B the amounts and nature of the provisions and the plant items to which related.

Section A. Summary of Depreciation, Depletion, and Amortization Charges

Amortization of Other Limited-term Gas Plant (Account 404.3) (e)	Amortization of Other Gas Plant (Account 405) (f)	Total (b to f) (g)	Functional Classification (a)	Line No.
8,850,239	—	8,850,239	Intangible plant	1
—	—	—	Production plant, manufactured gas	2
—	—	—	Production and gathering plant, natural gas	3
—	—	—	Products extraction plant	4
—	—	13,067,527	Underground gas storage plant	5
—	—	—	Other storage plant	6
—	—	—	Base load LNG terminating and processing plant	7
—	—	13,652,889	Transmission plant	8
—	—	120,486,840	Distribution plant	9
—	—	9,748,568	General plant	10
		—	Common plant-gas	11
				12
				13
				14
				15
				16
				17
				18
				19
				20
				21
				22
				23
				24
8,850,239	—	165,806,063	TOTAL	25

Name of Respondent DTE Gas Company	This Report Is: (1) <input checked="" type="checkbox"/> An Original (2) <input type="checkbox"/> A Resubmission	Date of Report (Mo, Da, Yr) 04/29/2022	Year of Report 2021/Q4
---------------------------------------	---	--	---------------------------

**DEPRECIATION, DEPLETION, AND AMORTIZATION OF GAS PLANT (Continued)**

Section B. Factors Used in Estimating Depreciation Charges

Line No.	Functional Classification (a)	Depreciation Plant Base (Thousands) (b)	Applied Depr. Rate(s) (Percent) (c)
1	Underground Gas Storage Plant	540,681	2.45%
2	Transmission Plant	895,014	1.56%
3	Distribution Plant	4,541,243	2.86%
4	General Plant	195,128	5.04%
5			
6			
7			
8			
9			
10			

Notes to Depreciation, Depletion and Amortization of Gas Plant

- (1) Amounts in column (b) are the average of the beginning and ending balances for 2021.
- (2) Not included in the Depreciable Balance for General Plant are several transportation Plant Accounts which were depreciated in the clearing accounts. The average plant balance for these accounts is \$140 million. The depreciation expense associated with these accounts is \$10 million.

Name of Respondent DTE Gas Company	This Report Is: (1) <input checked="" type="checkbox"/> An Original (2) <input type="checkbox"/> A Resubmission	Date of Report (Mo, Da, Yr) 04/29/2022	Year of Report 2021/Q4
---------------------------------------	---	--	---------------------------

**PARTICULARS CONCERNING CERTAIN INCOME DEDUCTIONS AND INTEREST CHARGES ACCOUNTS**

Report the information specified below, in the order given, for the respective income deduction and interest charges accounts. Provide a subheading for each account and a total for the account. Additional columns may be added if deemed appropriate with respect to any account.

(a) *Miscellaneous Amortization* (Account 425) -- Describe the nature of items included in the account, the contra account charged, the total of amortizations charges for the year, and the period of amortization.

(b) *Miscellaneous Income Deductions* -- Report the nature, payee, and amount of other income deductions for the year as required by Accounts 426.1, *Donations*; 426.2, *Life Insurance*; 426.3, *Penalties*; 426.4, *Expenditures for Certain Civic, Political and Related Activities*; and 426.5, *Other*

*Deductions, of the Uniform System of Accounts. Amounts of less than \$10,000 may be grouped by classes within the above accounts.*

(c) *Interest on Debt to Associated Companies* (Account 430) -- For each associated company to which interest on debt was incurred during the year, indicate the amount and interest rate respectively for (a) advances on notes, (b) advances on open account, (c) notes payable, (d) accounts payable, and (e) other debt, and total interest. Explain the nature of other debt on which interest was incurred during the year.

(d) *Other Interest Expense* (Account 431) -- Report particulars (details) including the amount and interest rate for other interest charges incurred during the year.

Line No.	Item (a)	Amount (b)
1		
2	<b>Miscellaneous Amortization (Account 425)</b>	
3	None	—
4	TOTAL Miscellaneous Amortization	—
5		
6		
7	<b>Miscellaneous Income Deductions (Account 426.1-426.5)</b>	
	Account 426.1 Olympia Entertainment Events - Corporate Sponsorship	169,774
	Account 426.1 The Heat and Warmth Fund	800,000
	Account 426.1 The Salvation Army	1,000,000
	Account 426.1 TrueNorth	1,000,000
8	Account 426.1 United Way	2,250,000
10	Account 426.1 DTE Energy Foundation	7,100,000
12	Account 426.1 Corporate Donations	565,132
13	TOTAL Donations	12,884,906
14		
15	Account 426.2 Life Insurance	—
16		
17	Account 426.3 Tax Penalty Refund	(361,136)
18	Account 426.3 Other Penalties	5,000
19	TOTAL Penalties	(356,136)
20		
21	Account 426.4 Political and Civic Activities (1)	854,296
22		
23	Account 426.5 Capital Cost Disallowance (U-20940)	3,727,907
24	Account 426.5 Grantor Trust - Investment Loss / Admin cost	992,690
25	Account 426.5 Other	174
26	TOTAL Other Deductions	4,720,771
27		
28	TOTAL Miscellaneous Deductions	18,103,837
29		
30		
31	<b>Interest on Debt to Associated Companies (Account 430)</b>	
32	Associated Company	
33	DTE Energy Company	Interest Rate Variable 80,161
34	Blue Lake Holdings, Inc.	Variable 2,130
36	TOTAL Interest on Debt to Associated Companies	82,291
37		
38		
39		
40		
41	(1) Details of Political and Civic Activities are provided on Page 343	
42		

Name of Respondent DTE Gas Company	This Report Is: (1) <input checked="" type="checkbox"/> An Original (2) <input type="checkbox"/> A Resubmission	Date of Report (Mo, Da, Yr) 04/29/2022	Year of Report 2021/Q4
---------------------------------------	---	--	---------------------------

**PARTICULARS CONCERNING CERTAIN INCOME DEDUCTIONS AND INTEREST CHARGES ACCOUNTS (continued)**

Report the information specified below, in the order given, for the respective income deduction and interest charges accounts. Provide a subheading for each account and a total for the account. Additional columns may be added if deemed appropriate with respect to any account.

(a) *Miscellaneous Amortization* (Account 425) -- Describe the nature of items included in the account, the contra account charged, the total of amortizations charges for the year, and the period of amortization.

(b) *Miscellaneous Income Deductions* -- Report the nature, payee, and amount of other income deductions for the year as required by Accounts 426.1, *Donations*; 426.2, *Life Insurance*; 426.3, *Penalties*; 426.4, *Expenditures for Certain Civic, Political and Related Activities*; and 426.5, *Other Deductions, of the Uniform System of Accounts*. Amounts of less than \$10,000 may be grouped by classes within the above accounts.

(c) *Interest on Debt to Associated Companies* (Account 430) -- For each associated company to which interest on debt was incurred during the year, indicate the amount and interest rate respectively for (a) advances on notes, (b) advances on open account, (c) notes payable, (d) accounts payable, and (e) other debt, and total interest. Explain the nature of other debt on which interest was incurred during the year.

(d) *Other Interest Expense* (Account 431) -- Report particulars (details) including the amount and interest rate for other interest charges incurred during the year.

Line No.	Item (a)	Amount (b)
1		
2	<b>(d) - Other Interest Expenses (Account 431)</b>	
3		
4	External Debt - Bank fees & Lines of Credit fees	705,784
5		
6	External Debt - Interest on short-term borrowings	125,451
7		
8	Regulatory item - Gas Cost Recovery (GCR)	310,059
9		
10	Regulatory Item - Revenue Decoupling Mechanism	58,447
11		
12	Regulatory item - Energy Waste Reduction (EWR)	(19,195)
13		
14	Interest Other - Customer deposits	242,764
15		
16	Interest Other - Tax related	179,102
17		
18	Interest Other - Gas Customer Choice Supplier Deposits	1,243
19		
20		
21		
22		
23		
24		
25		
26		
27		
28		
29		
30	TOTAL - Other Interest Expenses (Account 431)	1,603,655
31		
32		
33		
34		
35		
36		
37		
38		
39		
40		

Name of Respondent DTE Gas Company	This Report Is: (1) <input checked="" type="checkbox"/> An Original (2) <input type="checkbox"/> A Resubmission	Date of Report (Mo, Da, Yr) 04/29/2022	Year of Report 2021/Q4
---------------------------------------	---	--	---------------------------

**PARTICULARS CONCERNING CERTAIN OTHER INCOME ACCOUNTS**

1. Report in this schedule the information specified in the instructions below for the respective other income accounts. Provide a conspicuous subheading for each account and show a total for the account. Additional columns may be added for any account if deemed necessary.

2. Merchandising, Jobbing and Contract Work (Accounts 415 and 416) -- Describe the general nature of merchandising, jobbing and contract activities. Show revenues by class of activity, operating expenses classified as to operation, maintenance, depreciation, rents and net income before taxes. Give the bases of any allocations of expenses between utility and merchandising, jobbing and contract work activities.

3. Nonutility Operations (Accounts 417 and 417.1) -- Describe each nonutility operation and show revenues, operating expenses classified as to operation, maintenance, depreciation, rents, amortization, and net income before taxes, from the operation. Give the basis of any allocations of expenses between utility and nonutility operations. The book cost of property classified as nonutility operations should be included in Account 121.

4. Nonoperating Rental Income (Account 418) -- For each major item of miscellaneous property included in Account 121, Nonutility Property, which is not used in operations for which income is included in Account 417, but which is leased or rented to others, give name of lessee, brief description of property, effective date and expiration date of lease, amount of rent revenues, operating expenses classified as to operation, maintenance, depreciation, rents, amortization, and net income, before taxes, from the rentals. If the property is leased on a basis other than that of a fixed annual rental, state the method of determining the rental. Minor items may be grouped by classes, but the number of items so grouped should be shown. Designate any lessees which are associated companies.

5. Equity in earnings of subsidiary companies (Account 418.1) -- Report the utility's equity in the earnings or losses of each subsidiary company for the year.

6. Interest and Dividend Income (Account 419) -- Report interest and dividend income, before taxes, identified as to the asset account or group of accounts in which are included the assets from which the interest or dividend income was derived. Income derived from investments, Accounts 123, 124 and 136 may be shown in total. Income from sinking and other funds should be identified with the related special funds. Show also expenses included in Account 419 as required by the Uniform System of Accounts.

7. Miscellaneous Nonoperation Income (Account 421) -- Give the nature and source of each miscellaneous nonoperating income, and expense and the amount for the year. Minor items may be grouped by classes.

Line No.	Item (a)	Amount (b)
1	<u>Income from Merchandising, Jobbing and Contract Work (Account 415, 416)</u>	
2	Revenue from Merchandise Sales and Contract Work	25,866
3	Expense from Merchandise Sales and Contract Work	(9,177)
4		16,689
5	<u>Income from Non-Utility Operations (Accounts 417 and 417.1)</u>	
6	Revenues from Non-Utility operations	—
7	Expenses from Non-Utility operations	—
8		—
9		
10	<u>Nonoperating Rental Income (Account 418)</u>	—
11		
12	<u>Equity in Earnings of Subsidiary Companies (418.1)</u>	
13	Blue Lake Holdings Inc	1,086,074
14		1,086,074
15	<u>Interest and Dividend Income (Account 419)</u>	
16	Interest Revenue from Vector Pipeline, L.P.	3,169,394
17	Interest Revenue with associated companies	780
18	Interest on Temporary Investments	67
19	Interest on Grantor Trust	573,816
20	Interest on Financing of Customer Attachment Program	1,050,452
21		4,794,509
22		
23		

Name of Respondent DTE Gas Company	This Report Is: (1) <input checked="" type="checkbox"/> An Original (2) <input type="checkbox"/> A Resubmission	Date of Report (Mo, Da, Yr) 04/29/2022	Year of Report 2021/Q4
---------------------------------------	---	--	---------------------------

**PARTICULARS CONCERNING CERTAIN OTHER INCOME ACCOUNTS (Cont.)**

1. Report in this schedule the information specified in the instructions below for the respective other income accounts. Provide a conspicuous subheading for each account and show a total for the account. Additional columns may be added for any account if deemed necessary.

2. Merchandising, Jobbing and Contract Work (Accounts 415 and 416) -- Describe the general nature of merchandising, jobbing and contract activities. Show revenues by class of activity, operating expenses classified as to operation, maintenance, depreciation, rents and net income before taxes. Give the bases of any allocations of expenses between utility and merchandising, jobbing and contract work activities.

3. Nonutility Operations (Accounts 417 and 417.1) -- Describe each nonutility operation and show revenues, operating expenses classified as to operation, maintenance, depreciation, rents, amortization, and net income before taxes, from the operation. Give the basis of any allocations of expenses between utility and nonutility operations. The book cost of property classified as nonutility operations should be included in Account 121.

4. Nonoperating Rental Income (Account 418) -- For each major item of miscellaneous property included in Account 121, Nonutility Property, which is not used in operations for which income is included in Account 417, but which is leased or rented to others, give name of lessee, brief description of property, effective date and expiration date of lease, amount of rent revenues, operating expenses classified as to operation, maintenance, depreciation, rents, amortization, and net income, before taxes, from the rentals. If the property is leased on a basis other than that of a fixed annual rental, state the method of determining the rental. Minor items may be grouped by classes, but the number of items so grouped should be shown. Designate any lessees which are associated companies.

5. Equity in earnings of subsidiary companies (Account 418.1) -- Report the utility's equity in the earnings or losses of each subsidiary company for the year.

6. Interest and Dividend Income (Account 419) -- Report interest and dividend income, before taxes, identified as to the asset account or group of accounts in which are included the assets from which the interest or dividend income was derived. Income derived from investments, Accounts 123, 124 and 136 may be shown in total. Income from sinking and other funds should be identified with the related special funds. Show also expenses included in Account 419 as required by the Uniform System of Accounts.

7. Miscellaneous Nonoperation Income (Account 421) -- Give the nature and source of each miscellaneous nonoperating income, and expense and the amount for the year. Minor items may be grouped by classes.

Line No.	Item (a)	Amount (b)
1	<u>Allowance for Other Funds Used During Construction (Account 419.1)</u>	
2	AFUDC Equity	2,021,055
3		
4	<u>Miscellaneous Nonoperating Income (Account 421)</u>	
5	Grantor Trust Income	3,169,240
6	Equity earnings in Detroit Investment Fund	10,401
7		3,179,641
8		
9	TOTAL OTHER INCOME	11,097,968
10		
11		
12		
13		
14		
15		
16		
17		
18		
19		
20		
21		
22		
23		

Name of Respondent DTE Gas Company	This Report Is: (1) <input checked="" type="checkbox"/> An Original (2) <input type="checkbox"/> A Resubmission	Date of Report (Mo, Da, Yr) 04/29/2022	Year of Report 2021/Q4
---------------------------------------	---	--	---------------------------

**EXPENDITURES FOR CERTAIN CIVIC, POLITICAL AND RELATED ACTIVITIES  
(Account 426.4)**

1. Report below all expenditures incurred by the respondent during the year for the purpose of influencing public opinion with respect to the election or appointment of public officials, referenda, legislation or ordinances (either with respect to the possible adoption of new referenda. Legislation or ordinances or repeal or modification of existing referenda, legislation or ordinances); approval, modification, or revocation of franchises; or for the purpose of influencing the decisions of public officials which are accounted for as Other Income Deductions, Expenditures for Certain Civic, Political and Related Activities, Account 426.4.

2. Advertising expenditures in this Account shall be classified according to subheadings, as follows:  
(a) radio, television, and motion picture advertising; (b) newspaper, magazine, and pamphlet advertising; (c) letters or inserts in customer's bills; (d) inserts in reports to stockholders; (e) newspaper and magazine editorial services; and (f) other advertising.

3. Expenditures within the definition of paragraph (1), other than advertising shall be reported according to captions or descriptions clearly indicating the nature and purpose of the activity.

4. If respondent has not incurred any expenditures contemplated by the instructions of Account 426.4, so state.

5. For reporting years which begin during the calendar year 1963 only, minor amounts may be grouped by classes if the number of items so grouped is shown.

NOTE: The classification of expenses as nonoperating and their inclusion in this amount is for accounting purposes. It does not preclude Commission consideration of proof to the contrary for ratemaking or other purposes.

Line No.	Item (a)	Amount (b)
1		
2		
3	Outside Contract Services	\$ 306,172
4		
5	Recruiting and Relocation Expenses	6,778
6		
7	Lobbying, Political Contributions and Memberships	128,536
8		
9	Advertising Expenditures	79
10		
11	Other State and Federal Legislative Advocacy Expenses (40)	412,731
12		
13		
14	TOTAL State and Federal Legislative Advocacy Expenses	\$ 854,296
15		
16		
17		
18		
19		
20		
21		
22		
23		
24		
25		
26		
27		
28		
29		
30		
31		
32		
33		
34		
35		
36		

Name of Respondent DTE Gas Company	This Report Is: (1) <input checked="" type="checkbox"/> An Original (2) <input type="checkbox"/> A Resubmission	Date of Report (Mo, Da, Yr) 04/29/2022	Year of Report 2021/Q4
---------------------------------------	---	--	---------------------------

**REGULATORY COMMISSION EXPENSES**

1. Report particulars (details) of regulatory commission expenses incurred during the current year (or incurred in previous years, if being amortized) relating to formal cases before a regulatory body, or cases in which such a body was a party.  
2. In columns (b) and (c), indicate whether the expenses were assessed by a regulatory body or were otherwise incurred by the utility.

Line No.	Description (Furnish name of regulatory commission or body, the docket or case number, and a description of the case). (a)	Assessed by Regulatory Commission (b)	Expenses of Utility (c)	Total Expenses to Date (d)	Deferred in Account 186 at Beginning of Year (e)
1					
2	<b>General Pricing and Regulation</b>	—	8,878	8,878	—
3	Various MPSC Cases, Customer Complaints,				
4	Certificates of Public Convenience and Necessity,				
5	Gas Customer Choice				
6					
7	<b>Main Gas Rate Case</b>	—	(7,000)	(7,000)	—
8	MPSC Case U-20642, 2019 Main Base Case				
9					
10	NOTE: Regulatory Affairs Labor is charged to a				
11	general Internal Order and it can not be determined				
12	what portion is attributed to specific DTE Gas case work.				
13					
14	Utility Assessment	3,158,507	—	3,158,507	—
15	PA 304 Intervener Funding	174,486	—	174,486	—
16					
17					
18					
19					
20					
21					
22					
23					
24					
25					
26					
27					
28					
29					
30					
31					
32					
33					
34					
35					
36					
37					
38					
39					
40					
41					
42					
43					
44					
45					
46	TOTAL	\$ 3,332,993	\$ 1,878	\$ 3,334,871	\$ —



Name of Respondent DTE Gas Company	This Report Is: (1) <input checked="" type="checkbox"/> An Original (2) <input type="checkbox"/> A Resubmission	Date of Report (Mo, Da, Yr) 04/29/2022	Year of Report 2021/Q4
---------------------------------------	---	--	---------------------------

**REGULATORY COMMISSION EXPENSES (Continued)**

3. Show in column (k) any expenses incurred in prior years which are amortized. List in column (a) the period of amortization.      for Account 186.

4. The totals of columns (e), (i), (k), and (l) must agree with the totals shown at the bottom of page 233

5. List in column (f), (g), and (h) expenses incurred during year which were charged currently to income, plant, or other accounts.

6. Minor items (less than \$25,000 may be grouped).

EXPENSES INCURRED DURING YEAR			AMORTIZED DURING YEAR			Deferred in Account 186, End of Year (l)	Line No.
CHARGED CURRENTLY TO			Deferred to Account 186 (i)	Contra Account (j)	Amount (k)		
Department (f)	Account No. (g)	Amount (h)					
		—	—		—	—	1
							2
							3
							4
							5
							6
							7
							8
		—	—		—	—	9
							10
							11
							12
							13
							14
							15
							16
							17
							18
							19
							20
							21
							22
							23
							24
							25
							26
							27
							28
GAS	928	8,878	—		—	—	29
							30
							31
							32
GAS	928	(7,000)	—		—	—	33
							34
							35
							36
							37
							38
							39
							40
							41
GAS	408.1	3,158,507	—		—	—	42
GAS	408.1	174,486	—		—	—	43
							44
							45
		\$ 3,334,871	\$ —		\$ —	\$ —	46

Name of Respondent DTE Gas Company	This Report Is: (1) <input checked="" type="checkbox"/> An Original (2) <input type="checkbox"/> A Resubmission	Date of Report (Mo, Da, Yr) 04/29/2022	Year of Report 2021/Q4
---------------------------------------	---	--	---------------------------

**DISTRIBUTION OF SALARIES AND WAGES**

Report below the distribution of total salaries and wages in the appropriate lines and columns provided. In determining for the year. Segregate amounts originally charged to clearing accounts to *Utility Departments, Construction, Plant Removals, and Other Accounts, and enter such amounts* the segregation of salaries and wages originally charged to clearing accounts, a method of approximation giving substantially correct results may be used.

Line No.	Classification (a)	Direct Payroll Distribution (b)	Allocation of Payroll Charged for Clearing Accounts (c)	Total (d)
1	Electric			
2	Operation			
3	Production			
4	Transmission			
5	Distribution			
6	Customer Accounts			
7	Customer Service and Informational			
8	Sales			
9	Administration and General			
10	TOTAL Operation (Total of lines 3 thru 9)			
11	Maintenance			
12	Production			
13	Transmission			
14	Distribution			
15	Administration and General			
16	TOTAL Maint. (Total of lines 12 thru 14)			
17	Total Operation and Maintenance			
18	Production (Total lines 3 and 12)			
19	Transmission (Total of lines 4 and 13)			
20	Distribution (Total of lines 5 and 15)			
21	Customer Accounts (Line 6)			
22	Customer Service and Informational (Line 7)			
23	Sales (Line 8)			
24	Administration and General (Total of lines 9 and 15)			
25	TOTAL Oper. And Maint. (Total of lines 18 thru 24)			
26	Gas			
27	Operation			
28	Production-Manufactured Gas			
29	Production-Nat. Gas (including Expl. And Dev.)			
30	Other Gas Supply			
31	Storage, LNG Terminating and Processing	3,877,196		
32	Transmission	17,724,323		
33	Distribution	59,137,378		
34	Customer Accounts	26,398,686		
35	Customer Service and Informational	4,719,855		
36	Sales	7,992,002		
37	Administration and General	39,006,107		
38	TOTAL Operation (Total of lines 28 thru 37)	158,855,547		158,855,547
39	Maintenance			
40	Production-Manufactured Gas			
41	Production-Natural Gas			
42	Other Gas Supply			
43	Storage, LNG Terminating and Processing	3,511,273		
44	Transmission	4,256,696		
45	Distribution	14,782,904		
46	Administrative and General	577,680		
47	TOTAL Maint. (Total of lines 40 thru 46)	23,128,553		23,128,553

Name of Respondent		This Report Is:	Date of Report	Year of Report
DTE Gas Company		(1) <input checked="" type="checkbox"/> An Original (2) <input type="checkbox"/> A Resubmission	(Mo, Da, Yr) 04/29/2022	2021/Q4
DISTRIBUTION OF SALARIES AND WAGES (Continued)				
Line No.	Classification (a)	Direct Payroll Distribution (b)	Allocation of Payroll Charged for Clearing Accounts (c)	Total (d)
	Gas (Continued)			
48	Total Operation and Maintenance			
49	Production--Manufactured Gas (Lines 28 and 40)			
50	Production--Natural Gas (Including Expl. And Dev.) (Lines 29 and 41)			
51	Other Gas Supply (Lines 30 and 42)			
52	Storage, LNG Terminating and Processing (Lines 31 and 43)	7,388,469		
53	Transmission (Lines 32 and 44)	21,981,019		
54	Distribution (Lines 33 and 45)	73,920,282		
55	Customer Accounts (Line 34)	26,398,686		
56	Customer Service and Informational (Line 35)	4,719,855		
57	Sales (Line 36)	7,992,002		
58	Administrative and General (Lines 37 and 46)	39,583,787		
59	TOTAL Operation and Maint. (Total of lines 49 thru 58)	181,984,100		181,984,100
60	Other Utility Departments			
61	Operation and Maintenance			
62	TOTAL All Utility Dept. (Total of lines 25, 59, and 61)	181,984,100		181,984,100
63	Utility Plant			
64	Construction (By Utility Departments)			
65	Electric Plant			
66	Gas Plant	109,571,521		109,571,521
67	Other			
68	TOTAL Construction (Total of lines 65 thru 67)	109,571,521		109,571,521
69	Plant Removal (By Utility Departments)			
70	Electric Plant			
71	Gas Plant			
72	Other			
73	TOTAL Plant Removal (Total of lines 70 thru 72)			
74	Other Accounts (Specify)			
75	Merchandising, Jobbing and Contract Work	3,067		3,067
76	Donations	42,885		42,885
77	Civic, Political and Related Activities	358,455		358,455
78	Other Compensation	0		0
79				
80				
81				
82				
83				
84				
85				
86				
87				
88				
89				
90				
91				
92				
93				
94				
95	TOTAL Other Accounts	404,407		404,407
96	TOTAL SALARIES AND WAGES	291,960,028		291,960,028

Name of Respondent DTE Gas Company	This Report Is: (1) <input checked="" type="checkbox"/> An Original (2) <input type="checkbox"/> A Resubmission	Date of Report (Mo, Da, Yr) 04/29/2022	Year of Report 2021/Q4
---------------------------------------	---	--	---------------------------

**CHARGES FOR OUTSIDE PROFESSIONAL AND OTHER CONSULTATIVE SERVICES**

1. Report the information specified below for all charges made during the year included in any account (including plant accounts) for outside consultative and other professional services. (These services include rate, management, construction, engineering research, financial, valuation, legal, accounting, purchasing, advertising, labor relations, and public relations, rendered the respondent under written or oral arrangement, for which aggregate payments were made during the year to any corporation, partnership, organization or any kind, or individual (other than for services as an employee or for payments made for medical and related services) amounting to more than \$250,000, including payments for legislative services, except those which should be reported

in Account 426.4, Expenditures for Certain civic, Political and Related Activities.)  
(a) Name and address of person or organization rendering services.  
(b) description of services received during year and project or case to which services relate,  
(c) basis of charges,  
(d) total charges for the year, detailing utility department and account charged.

2. For any services which are of a continuing nature, give the date and term or contract and date of Commission authorization, if contract received Commission approval.

3. Designate with an asterisk associated companies.

Line No.	Name / Address	Service	Basis of Charges	Acct #	Amount
1	A & F WATER HEATER & SPA	OUTSIDE CONTRACTOR SERVICES	O&M	879, 912	\$ 653,389
2	35170 BEATTIE DR				
3	STERLING HEIGHTS, MI 48312				
4					
5	A1 ASPHALT INC	PAVING	CAP, O&M	107, 880, 887, 892, 992.3	\$ 665,194
6	4634 DIVISION ST				
7	WAYLAND, MI 49348				
8					
9	A-1 PROFESSIONAL CONSTRUCTION INC	CONSTRUCTION	CAP, O&M	107, 863, 866, 877, 880, 891, 892	\$ 473,026
10	15 NORTH PARK ST NW	GENERAL BUILDING/FACILITY SERV		992.3	
11	GRAND RAPIDS, MI 49514				
12					
13	ABM INDUSTRY GROUPS LLC	JANITORIAL & CLEANING SERVICES	CAP, O&M	107, 935, 992,3	\$ 1,548,000
14	1775 CROOKS RD, STE B				
15	TROY, MI 48084				
16					
17	ACCENTURE INTERNATIONAL LTD	IT TELECOM RELATED SERVICES	CAP, O&M	107, 880, 908, 910, 992.3	\$ 2,817,241
18	1 GRAND CANAL SQ	IT HARDWARE SERVICES			
19	DUBLIN, DB 2				
20					
21	ADVANCED TELEPHONE PROMOTIONS INC	MARKETING SERVICES	O&M	912	\$ 1,385,375
22	150 KIRSTS BLVD, STE E				
23	TROY, MI 48084				
24					
25	AIS CONSTRUCTION EQUIPMENT CO	CONSTRUCITON	CAP, O&M	107, 818, 834, 850, 863	\$ 325,712
26	600 44TH ST SW	EQUIPMENT RENTALS		992.3, 993.1	
27	GRAND RAPIDS, MI 49548				
28					
29	AJS APPLIANCE REPAIR LLC	OUTSIDE CONTRACTOR SERVICES	O&M	912	\$ 1,296,838
30	16676 GRILLO				
31	CLINTON TOWNSHIP, MI 48038				
32					
33					
34					

Name of Respondent		This Report Is:		Date of Report	Year of Report
DTE Gas Company		(1) <input checked="" type="checkbox"/> An Original (2) <input type="checkbox"/> A Resubmission		(Mo, Da, Yr) 04/29/2022	2021/Q4
CHARGES FOR OUTSIDE PROFESSIONAL AND OTHER CONSULTATIVE SERVICES (Continued)					
Line No.	Name / Address	Service	Basis of Charges	Acct #	Amount
35	ALORICA INC	MARKETING SERVICES	O&M	912	\$ 2,086,627
36	5161 CALIFORNIA AVE, STE 100				
37	IRVINE, CA 92617				
38					
39	AMERICAN APPLIANCE HEATING	AMERICAN APPLIANCE HEATING	O&M	912	\$ 3,427,647
40	11926 FARMINGTON RD				
41	LIVONIA, MI 48150				
42					
43	AMERICAN DIX APPLIANCE SRV INC	OUTSIDE CONTRACTOR SERVICES	O&M	912	\$ 666,621
44	3311 DIX HWY				
45	LINCOLN PARK, MI 48146				
46					
47	AMERICAN WASTE INC	PROFESSIONAL SERVICES	CAP, O&M	107, 850, 864, 887, 891	\$ 441,327
48	PO BOX 1030	ENVIRONMENTAL/POLLUTION CONTROL SERV		992.3	
49	KALKASKA, MI 49646	WASTE REMOVAL SERVICES			
50					
51	ASPLUNDH TREE EXPERT LLC	LINE CLEARANCE	CAP, O&M	107, 887, 992.3	\$ 391,612
52	708 BLAIR MILL RD				
53	WILLOW GROVE, PA 19090				
54					
55	AT AND T GLOBAL SERVICES INC	TELECOM EXPENSES	CAP, O&M	107, 824, 866, 880, 903	\$ 768,958
56	ONE SBC PLAZA			992.1	
57	DALLAS, TX 75202				
58					
59	BAKER HUGHES OILFIELD OPERATIONS IN	WELL DRILLING SERVICE	O&M	830	\$ 643,687
60	7721 PINEMONT DR				
61	HOUSTON, TX 77040				
62					
63	BARPELLAM INC	PERSONNEL SERVICES	CAP, O&M	107, 823, 850, 851, 866	\$ 5,411,238
64	27777 FRANKLIN RD, STE 600			878, 879, 880, 901 903, 908	
65	SOUTHFIELD, MI 48034			935, 992.3	
66					
67	BARR ENGINEERING CO	ENGINEERING SERVICES	CAP, O&M	107, 930.2	\$ 378,932
68	4300 MARKETPOINTE DR, STE 200				
69	MINNEAPOLIS, MN 55435				
70					
71	BAUMGARDNER MECHANICAL	OUTSIDE CONTRACTOR SERVICES	O&M	912	\$ 308,575
72	24850 W MCNICHOLS				
73	DETROIT, MI 48219				
74					
75	BAYVIEW ELECTRIC CO LLC	ELECTRICAL CONSTRUCTION SERVICE	CAP, O&M	107, 863, 864, 866, 992.3	\$ 380,181
76	12230 DIXIE ST	EXCAVATION			
77	REDFORD, MI 48239	ELECTRICAL EQUIP SERVICES			
78					
79	BELLE TIRE DISTRIBUTORS	VEHICLE MAINT & REPAIR SERVICES	O&M	992	\$ 561,032
80	1000 ENTERPRISE DR				
81	ALLEN PARK, MI 48101				
82					
83					

Name of Respondent DTE Gas Company		This Report Is: (1) <input checked="" type="checkbox"/> An Original (2) <input type="checkbox"/> A Resubmission		Date of Report (Mo, Da, Yr) 04/29/2022	Year of Report 2021/Q4
CHARGES FOR OUTSIDE PROFESSIONAL AND OTHER CONSULTATIVE SERVICES (Continued)					
Line No.	Name / Address	Service	Basis of Charges	Acct #	Amount
84	BURNS & MCDONNELL MICHIGAN INC	ENGINEERING SERVICES	CAP	107	\$ 2,966,268
85	2111 WOODWARD AVE, STE 202	CONSULTING			
86	DETROIT, MI 48201				
87					
88	BYERS DC DETROIT INC	CONSTRUCTION	CAP	107	\$ 435,890
89	5715 RIVARD ST				
90	DETROIT, MI 48211				
91					
92	CB ASPHALT MAINTENANCE LLC	GROUNDS MAINT	CAP, O&M	107, 887, 892	\$ 1,610,016
93	36506 SIBLEY RD				
94	NEW BOSTON, MI 48164				
95					
96	CELLCO PARTNERSHIP	TELECOM EXPENSES	CAP, O&M	107, 824, 866, 880, 903	\$ 1,822,991
97	1 VERIZON PL			910, 992.1	
98	ALPHARETTA, GA 30004				
99					
100	CERTIPATH INC	SECURITY SERVICES	CAP, O&M	107, 992.1, 992.3	\$ 455,541
101	1900 RESTON METRO PLZ, STE 303	CONSULTING			
102	RESTON, VA 20190	IT HARDWARE SERVICES			
103					
104	CHRISTOPHER MACE	OUTSIDE CONTRACTOR SERVICES	O&M	912	\$ 631,685
105	16724 FOREST AVE				
106	EASTPOINTE, MI 48021				
107					
108	CITYBASE INC	PROFESSIONAL SERVICES	O&M	903	\$ 266,099
109	30 N LASALLE ST, STE 3400				
110	CHICAGO, IL 60602				
111					
112	COASTAL CHEMICAL CO LLC	PROFESSIONAL SERVICES	CAP, O&M	107, 850	\$ 740,411
113	5300 MEMORIAL DR, STE 250	SURVEYING SERVICES			
114	HOUSTON, TX 77007	PIPELINE CONSTRUCTION			
115					
116	COGENT COMMUNICATIONS INC	TELECOM EXPENSES	CAP, O&M	107, 866	\$ 382,892
117	PO BOX 791087				
118	BALTIMORE, MD 21279				
119					
120	COHEN VENTURES INC	MARKETING SERVICES			
121	400 RENAISSANCE CTR, STE 2600	ADMIN & OFFICE SERVICE	CAP, O&M	107, 905, 908	\$ 1,366,129
122	DETROIT, MI 48243	ADVERTISING			
123					
124	COMCAST	TELECOM EXPENSES	CAP, O&M	107, 866, 880, 903, 992.1	\$ 340,529
125	PO BOX 3005				
126	SOUTHEASTERN, PA 19398				
127					
128	CORBY ENERGY SERVICES INC	OUTDOOR LIGHTING & MAINT	CAP, O&M	107, 880, 887	\$ 20,876,937
129	2021 S SCHAEFER HWY	UNDERGROUND CONSTRUCTION			
130	DETROIT, MI 48217	OUTSIDE CONTRACTOR SERVICES			
131					
132					

Name of Respondent		This Report Is:		Date of Report	Year of Report
DTE Gas Company		(1) <input checked="" type="checkbox"/> An Original (2) <input type="checkbox"/> A Resubmission		(Mo, Da, Yr) 04/29/2022	2021/Q4
CHARGES FOR OUTSIDE PROFESSIONAL AND OTHER CONSULTATIVE SERVICES (Continued)					
Line No.	Name / Address	Service	Basis of Charges	Acct #	Amount
133	CUDD PRESSURE CONTROL INC	WELL DRILLING SERVICE	CAP, O&M	107, 830	\$ 546,949
134	8032 MAIN ST				
135	HOUMA, LA 70360				
136					
137	DETROIT APPLIANCE LLC	OUTSIDE CONTRACTOR SERVICES	O&M	912	\$ 1,375,640
138	32221 UTICA				
139	FRASER, MI 48026				
140					
141	DETROIT FURNACE LLC	OUTSIDE CONTRACTOR SERVICES	O&M	879, 912	\$ 2,066,699
142	32221 UTICA				
143	FRASER, MI 48026				
144					
145	DIALOGDIRECT INC	PROFESSIONAL SERVICES	O&M	903	\$ 3,198,243
146	13700 OAKLAND AVE				
147	HIGHLAND PARK, MI 48203				
148					
149	DIVERSIFIED DATA PROCESSING &	PROFESSIONAL SERVICES	O&M	903	\$ 368,556
150	10811 NORTHEND AVE				
151	FERNDALE, MI 48220				
152					
153	DIVERSIFIED PLUMBING & HEATING LLC	OUTSIDE CONTRACTOR SERVICES	O&M	912	\$ 458,127
154	40 ENGELWOOD DR, STE I				
155	ORION, MI 48359				
156					
157	DMT SOLUTIONS GLOBAL CORP	IT HARDWARE SERVICES	O&M	903	\$ 283,079
158	37 EXECUTIVE DR				
159	DANBURY, CT 06810				
160					
161	DNV ENERGY SERVICES USA INC	ADMIN & OFFICE SERVICE	CAP, O&M	107, 908	\$ 2,237,479
162	3031 W GRAND BLVD, STE 570				
163	DETROIT, MI 48202				
164					
165	DNV GL NOBLE DENTON USA LLC	SOFTWARE MAINT	CAP	107	\$ 1,030,725
166	1400 RAVELLO DR	TECHNICAL SERVICES			
167	KATY, TX 77449	CONSULTING			
168					
169	DZIURMAN DZIGN INC	MARKETING SERVICES	O&M	912	\$ 4,082,949
170	620 S MAIN ST				
171	CLAWSON, MI 48017				
172					
173	EAGLE LANDSCAPING AND SUPPLY CO	GROUNDS MAINT	CAP, O&M	107, 874	\$ 397,900
174	20779 LAHSER RD				
175	SOUTHFIELD, MI 48033				
176					
177	EDWARD J PAINTING LLC	PAINTING SERVICES	CAP, O&M	107, 818, 850, 863	\$ 485,864
178	1190 WADHAMS RD	VACUUM SERV			
179	KIMBALL, MI 48074				
180					
181					

Name of Respondent		This Report Is:		Date of Report	Year of Report
DTE Gas Company		(1) <input checked="" type="checkbox"/> An Original (2) <input type="checkbox"/> A Resubmission		(Mo, Da, Yr) 04/29/2022	2021/Q4
CHARGES FOR OUTSIDE PROFESSIONAL AND OTHER CONSULTATIVE SERVICES (Continued)					
Line No.	Name / Address	Service	Basis of Charges	Acct #	Amount
182	ELECTRIC POWER RESEARCH INSTITUTE	PROFESSIONAL SERVICES	CAP, O&M	107, 992.3	\$ 296,548
183	3420 HILLVIEW AVE				
184	PALO ALTO, CA 94304				
185					
186	EN SPECIALTY SERVICES LLC	EQUIPMENT TECHNICAL SERVICES	CAP, O&M	107, 850, 920	\$ 563,036
187	28100 TORCH PKWY, STE 400	PROFESSIONAL SERVICES			
188	WARRENVILLE, 60555	TESTING & ANALYSIS SERVICES			
189					
190	ENERGY SCIENCES RESOURCE PARTNERS L	MARKETING SERVICES	O&M	905, 908, 935	\$ 553,968
191	3500 W 11 MILE ROAD, STE B	ENGINEERING SERVICES			
192	BERKLEY, MI 48072	CONSULTING			
193					
194	ENSITE USA INC	PIPELINE MAINTENANCE SERVICES	CAP, O&M	107, 850	\$ 1,240,416
195	3100 S GESSNER	ADMIN & OFFICE SERVICES			
196	HOUSTON, TX 77063	PROFESSIONAL SERVICES			
197					
198	EXEL SITE RENTALS LLC	WELL DRILLING SERVICE	CAP, O&M	107, 830	\$ 281,110
199	1530 ENTERPRISE DR				
200	KALKASKA, MI 49646				
201					
202	EXPERT AUTO ACCENTS INC	VEHICLE/FLEET RELATED SERVICES	O&M	992.3	\$ 258,610
203	PO BOX 71896	VEHICLE MAINT & REPAIR SERVICES			
204	MADISON HEIGHTS, MI 48071				
205					
206	FORD QUALITY FLEET CARE PROGRAM	VEHICLE MAINT & REPAIR SERVICES	O&M	992.1, 992.3	\$ 1,102,008
207	PO BOX 67000				
208	DETROIT, MI 48267				
209					
210	GAS TRANSMISSION SYSTEMS INC	ENGINEERING SERVICES	CAP	107	\$ 394,735
211	15 W EATON RD				
212	CHICO, CA 95973				
213					
214	GLOBAL APPLIANCES	OUTSIDE CONTRACTOR SERVICES	O&M	912	\$ 607,143
215	13007 E 8 MILE RD				
216	WARREN, MI 48089				
217					
218	GREAT DANE HEATING & AIR CONDITIONI	OUTSIDE CONTRACTOR SERVICES	O&M	912	\$ 321,688
219	36611 GRATIOT				
220	CLINTON TWP, MI 48035				
221					
222	GUIDEHOUSE INC	ADMIN & OFFICE SERVICE	O&M	908	\$ 1,446,507
223	2723 S STATE ST	CONSULTING			
224	ANN ARBOR, MI 48104				
225					
226	HALL ENGINEERING CO	ELECTRICAL EQUIPMENT SERVICE	CAP, O&M	107, 818, 834, 866	\$ 1,106,624
227	25400 MEADOWBROOK RD	CONSTRUCTION			
228	NOVI, MI 48375	PIPELINE MAINTENANCE SERVICES			
229					
230					



Name of Respondent		This Report Is:		Date of Report	Year of Report
DTE Gas Company		(1) <input checked="" type="checkbox"/> An Original (2) <input type="checkbox"/> A Resubmission		(Mo, Da, Yr) 04/29/2022	2021/Q4
CHARGES FOR OUTSIDE PROFESSIONAL AND OTHER CONSULTATIVE SERVICES (Continued)					
Line No.	Name / Address	Service	Basis of Charges	Acct #	Amount
231	HARRIS & HARRIS LTD	PROFESSIONAL SERVICES	O&M	903	\$ 917,008
232	111 W JACKSON BLVD, STE 400				
233	CHICAGO, IL 60604				
234					
235	HDR MICHIGAN INC	ENGINEERING SERVICES	CAP	107	\$ 412,011
236	5405 DATA CT, STE 100				
237	ANN ARBOR, MI 48108				
238					
239	HENRY FORD HEALTH SYSTEM	BENEFITS ADMINISTRATION SERVICES	CAP, O&M	107, 851, 880, 908, 925	\$ 331,610
240	1 FORD PL			992	
241	DETROIT, MI 48202				
242					
243	HITACHI ENERGY USA INC	PROFESSIONAL SERVICES	CAP, O&M	107, 992.1, 992.3	\$ 326,792
244	901 MAIN CAMPUS DR	IT HARDWARE SERVICES			
245	RALEIGH, NC 27606	SOFTWARE MAINT			
246					
247	HOLLAND ENGINEERING INC	INSPECTION SERVICES	CAP, O&M	107, 850, 992.3	\$ 2,252,060
248	220 HOOVER BLVD	ENGINEERING SERVICES			
249	HOLLAND, MI 49423	ENVIRONMENTAL/POLLUTION CONTROL SERV			
250					
251	HYDROMAX USA LLC	INSPECTION SERVICES	CAP	107	\$ 998,614
252	2501 S KENTUCKY AVE				
253	EVANSVILLE, IN 47714				
254					
255	IGNITE SOCIAL MEDIA LLC	ADMIN & OFFICE SERVICE	O&M	905, 908, 909, 912	\$ 8,046,974
256	280 DAINES ST, STE 200	MARKETING SERVICES			
257	BIRMINGHAM, MI 48009				
258					
259	INFRASOURCE CONSTRUCTION LLC	UNDERGROUND CONSTRUCTION	CAP, O&M	107, 874, 880, 887, 892	\$ 75,441,979
260	2723 S STATE ST, STE 150	GROUND MAINT			
261	ANN ARBOR, MI 48104				
262					
263	INTERCON CONSTRUCTION INC	UNDERGROUND CONSTRUCTION	CAP	107	\$ 16,150,827
264	5512 ST RD 19 AND 113				
265	WAUNAKEE, WI 53597				
266					
267	J FERRARA HOME SERVICE CORP	OUTSIDE CONTRACTOR SERVICES	O&M	879, 912	\$ 1,190,437
268	2810 OAKWOOD BLVD				
269	MELVINDALE, MI 48122				
270					
271	JAN X RAY SERVICES INC	TESTING & ANALYSIS SERVICES	CAP, O&M	107, 818, 850, 863, 864	\$ 2,166,808
272	8550 E MICHIGAN AVE				
273	PARMA, MI 49269				
274					
275	JASON MCALEER	SECURITY SERVICES	CAP, O&M	107, 992.3	\$ 278,965
276	440 BURROUGHS ST, STE 170				
277	DETROIT, MI 48202				
278					
279					

Name of Respondent DTE Gas Company	This Report Is: (1) <input checked="" type="checkbox"/> An Original (2) <input type="checkbox"/> A Resubmission	Date of Report (Mo, Da, Yr) 04/29/2022	Year of Report 2021/Q4
---------------------------------------	---	--	---------------------------

**CHARGES FOR OUTSIDE PROFESSIONAL AND OTHER CONSULTATIVE SERVICES (Continued)**

Line No.	Name / Address	Service	Basis of Charges	Acct #	Amount
280	JET APPLIANCE SERVICE INC	OUTSIDE CONTRACTOR SERVICES	O&M	912	\$ 263,068
281	5682 MABEL RD				
282	WILLIAMSBURG, MI 49690				
283					
284	JOHN E GREEN CO	BOILER MAINT & INSPECTION	CAP, O&M	107, 864	\$ 678,555
285	220 VICTOR AVE	CONSTRUCTION			
286	HIGHLAND PARK, MI 48203	PIPELINE CONSTRUCTION			
287					
288	KAPPEN TREE SVC LLC	LINE CLEARANCE	CAP	107	\$ 819,221
289	2675 HURDS CORNER RD				
290	CASS CITY, MI 48726				
291					
292	KAUL GLOVE & MANUFACTURING CO	EQUIPMENT MAINT & REPAIR	CAP, O&M	107, 877, 992.1, 992.3	\$ 760,999
293	3540 VINEWOOD ST	CLOTHING RENTAL			
294	DETROIT, MI 48208	RUG & MAT RENTAL			
295					
296	KENT POWER INC	UNDERGROUND CONSTRUCTION	CAP, O&M	107, 887	\$ 18,400,022
297	90 SPRING ST				
298	KENT CITY, MI 49330				
299					
300	KENWHIRL APPLIANCE	OUTSIDE CONTRACTOR SERVICES	O&M	912	\$ 1,107,617
301	13603 ASHURST ST				
302	LIVONIA, MI 48150				
303					
304	KNIGHT WATCH INC	SECURITY SERVICES	CAP, O&M	107, 864, 992.1 992.3	\$ 295,313
305	3005 BUSINESS ONE DR				
306	KALAMAZOO, MI 49048				
307					
308	LA-SHISHA INC	OUTSIDE CONTRACTOR SERVICES	O&M	912	\$ 696,968
309	5466 SCHAEFER				
310	DEARBORN, MI 48126				
311					
312	LEIDOS ENGINEERING LLC	ADVERTISING	O&M	905	\$ 308,393
313	9400 N BROADWAY, STE 300				
314	OKLAHOMA CITY, OK 73114				
315					
316	M L CHARTIER INC	EQUIPMENT TECHNICAL SERVICES	CAP, O&M	107, 818, 832, 834, 850, 863 874, 891, 992.3	\$ 1,354,880
317	9195 MARINE CITY HWY	WELL DRILLING SERVICES			
318	FAIR HAVEN, MI 48023	PROFESSIONAL SERVICES			
319					
320	MANHATTAN TELECOMMUNICATIONS CORP	TELECOM EXPENSES	CAP, O&M	107, 824, 866, 880, 903 910, 992.1	\$ 475,470
321	55 WATER ST, FL 32				
322	NEW YORK, NY 10041				
323					
324					
325					
326					
327					
328					

Name of Respondent DTE Gas Company		This Report Is: (1) <input checked="" type="checkbox"/> An Original (2) <input type="checkbox"/> A Resubmission		Date of Report (Mo, Da, Yr) 04/29/2022	Year of Report 2021/Q4
CHARGES FOR OUTSIDE PROFESSIONAL AND OTHER CONSULTATIVE SERVICES (Continued)					
Line No.	Name / Address	Service	Basis of Charges	Acct #	Amount
329	MANNING MECHANICAL PLLC	OUTSIDE CONTRACTOR SERVICES	O&M	912	\$ 352,140
330	19165 ROBSON				
331	DETROIT, MI				
332					
333	MCDANIEL TECHNICAL SERVICES INC	PIPELINE MAINTENANCE SERVICES	CAP, O&M	107, 850, 864, 892	\$ 4,943,193
334	PO BOX 2557				
335	BROKEN ARROW, OK 74013				
336					
337	MCDONALD HOPKINS LLC	LEGAL SERVICES	O&M	925	\$ 251,270
338	600 SUPERIOR AVE E, STE 2100				
339	CLEVELAND, OH 44114				
340					
341	MCI WORLDCOM NETWORK SERVICES INC	TELECOM EXPENSES	CAP, O&M	107, 824, 866, 880, 903	\$ 1,037,789
342	22001 LOUDOUN COUNTY PKWY			910, 992.1	
343	ASHBURN, VA 20147				
344					
345	MCKINSEY & CO INC US	PROFESSIONAL SERVICES	CAP, O&M	107, 992.3	\$ 296,480
346	251 LITTLE FALLS DR				
347	WILIMNGTON, DE 19808				
348					
349	MICROSOFT CORP	IT HARDWARE SERVICES	CAP, O&M	107, 992.1	\$ 388,109
350	1 MICROSOFT WAY				
351	REDMOND, WA 98052				
352					
353	MICROSOFT LICENSING GP	IT HARDWARE SERVICES	CAP, O&M	107, 880, 992.1	\$ 750,962
354	6100 NEIL RD, STE 210				
355	RENO, NV 89511				
356					
357	MILLER PIPELINE - MICHIGAN LLC	UNDERGROUND CONSTRUCTION	CAP, O&M	107, 879, 880, 887, 892	\$ 47,570,179
358	6911 METROPLEX DR	OUTSIDE CONTRACTOR SERVICES		893	
359	ROMULUS, MI 48174				
360					
361	MINNESOTA LIMITED LLC	PIPELINE CONSTRUCTION	CAP	107	\$ 1,479,102
362	18640 200TH ST				
363	BIG LAKE, MN 55309				
364					
365	MJS INVESTING LLC	OUTSIDE CONTRACTOR SERVICES	O&M	912	\$ 1,827,367
366	41280 JOY RD				
367	PLYMOUTH, MI 48170				
368					
369	MOBIL MAINTENANCE INC	VEHICLE/FLEET RELATED SERVICES	O&M	992.3	\$ 411,238
370	25803 SHERWOOD AVE				
371	WARREN, MI 48091				
372					
373	NATIONAL ENERGY FOUNDATION	ADMIN & OFFICE SERVICE	O&M	905, 908	\$ 944,035
374	4516 S 700 E, STE 100				
375	SALT LAKE CITY, UT 84107				
376					
377					

Name of Respondent		This Report Is:		Date of Report	Year of Report
DTE Gas Company		(1) <input checked="" type="checkbox"/> An Original (2) <input type="checkbox"/> A Resubmission		(Mo, Da, Yr) 04/29/2022	2021/Q4
CHARGES FOR OUTSIDE PROFESSIONAL AND OTHER CONSULTATIVE SERVICES (Continued)					
Line No.	Name / Address	Service	Basis of Charges	Acct #	Amount
378	NORTHERN INDUSTRIAL CONSTRUCTION	PROFESSIONAL SERVICES	CAP	107	\$ 501,373
379	3705 SKOP RD	CONSTRUCTION			
380	BOYNE CITY, MI 49713	PAVING & CONCRETE			
381					
382	NUANCE ENTERPRISE SOLUTIONS &	PROFESSIONAL SERVICES	O&M	903	\$ 369,649
383	1 WAYSIDE RD				
384	BURLINGTON, MA 01803				
385					
386	OCG COMPANIES LLC	GROUNDS MAINT	CAP, O&M	107, 874, 879, 887, 892	\$ 21,983,489
387	611 HILLGER	LINE CLEARANCE		992.3	
388	DETROIT, MI 48214	WASTE REMOVAL SERVICES			
389					
390	OPRONA INC	PROFESSIONAL SERVICES	CAP, O&M	107, 850	\$ 458,226
391	14120 INTERDRIVE E	INSPECTION SERVICES			
392	HOUSTON, TX 77032				
393					
394	ORACLE AMERICA INC	ADMIN & OFFICE SERVICE	CAP, O&M	107, 908, 992.1	\$ 527,119
395	500 ORACLE PKWY	SOFTWARE MAINT			
396	REDWOOD SHORES, CA 94065	IT SOFTWARE MAINTENANCE			
397					
398	P J STEEL SUPPLY INC	PROFESSIONAL SERVICES	CAP, O&M	107, 850, 864, 992.3	\$ 6,305,762
399	305 E PARK DR	PIPELINE MAINTENANCE SERVICES			
400	KALKASKA, MI 49646	CONSTRUCTION			
401					
402	PHDATA INC	IT HARDWARE SERVICES	CAP, O&M	107, 992.3	\$ 282,129
403	400 S 4TH ST, STE 401				
404	MINNEAPOLIS, MN 55415				
405					
406	PIPETEK INFRASTRUCTURE SERVICES	INSPECTION SERVICES	CAP	107	\$ 434,365
407	861 WILLIAM				
408	PLYMOUTH, MI 48170				
409					
410	PRECISION PIPELINE LLC	PROFESSIONAL SERVICES	CAP, O&M	107, 850	\$ 1,892,694
411	3314 56TH ST				
412	EAU CLAIRE, WI 54703				
413					
414	PREISS COMPANIES LLC	GENERAL MAINT & REPAIR SERVICES	CAP, O&M	107, 850, 863	\$ 403,815
415	8211 CLYDE RD	GROUNDS MAINT			
416	FENTON, MI 48430	PIPELINE MAINTENANCE SERVICES			
417					
418	PROGRESSIVE GLOBAL ENERGY	PROFESSIONAL SERVICES	CAP, O&M	107, 850	\$ 468,575
419	909 FANNIN ST, STE P-350	PERSONNEL SERVICES			
420	HOUSTON, TX 77010	MEP TECH PROJECTS			
421					
422	PROQUIRE LLC	SOFTWARE MAINT	CAP, O&M	107, 992.1, 992.3	\$ 487,383
423	1255 TREAT BLVD, STE 250	IT HARDWARE SERVICES			
424	WALNUT CREEK, CA 94597				
425					
426					

Name of Respondent DTE Gas Company		This Report Is: (1) <input checked="" type="checkbox"/> An Original (2) <input type="checkbox"/> A Resubmission		Date of Report (Mo, Da, Yr) 04/29/2022	Year of Report 2021/Q4
CHARGES FOR OUTSIDE PROFESSIONAL AND OTHER CONSULTATIVE SERVICES (Continued)					
Line No.	Name / Address	Service	Basis of Charges	Acct #	Amount
427	Q3 CONTRACTING INC	GROUND MAINT	CAP, O&M	107, 887, 892	\$ 14,650,811
428	3066 SPRUCE ST				
429	LITTLE CANADA, MN				
430					
431	R L COOLSAET	PROFESSIONAL SERVICES	CAP, O&M	107, 850, 887, 889	\$ 22,661,861
432	28800 GODDARD RD	UNDERGROUND CONSTRUCTION			
433	ROMULUS, MI 48174	PIPELINE CONSTRUCTION			
434					
435	R L MORRIS & SONS CONSTRUCTION CO	EXCAVATION	CAP, O&M	107, 850, 863	\$ 1,844,199
436	3398 VALLEY RD NW	PROFESSIONAL SERVICES			
437	KALKASKA, MI 49646	TESTING & ANALYSIS SERVICES			
438					
439	RAND ENVIRONMENTAL SERVICES INC	HAZARDOUS WASTE SERVICES	CAP, O&M	107, 935, 992.3	\$ 289,732
440	35555 GENRON CT	ASBESTOS REMOVAL			
441	ROMULUS, MI 48174	INSULATION SERVICE			
442					
443	RAYTHEON PROFESSIONAL SERVICES LLC	TRAINING	CAP, O&M	107, 824, 859, 866	\$ 1,263,082
444	1919 TECHNOLOGY DR			880, 992.3	
445	TROY, MI 48083				
446					
447	RCB INDUSTRIES INC	IT TELECOM RELATED SERVICES	CAP, O&M	107, 834, 889	\$ 427,898
448	1030 N CROOKS RD, STE G	TELECOM SERVICES		935, 992.1, 992.3	
449	CLAWSON, MI 48017				
450					
451	RE:GROUP INC	ADVERTISING	CAP, O&M	107, 878, 880, 903, 908	\$ 4,444,114
452	213 W LIBERTY, STE 100			909, 912, 930.1	
453	ANN ARBOR, MI 48104			992.1	
454					
455	RICOH AMERICAS CORP	IT TELECOM RELATED SERVICES	CAP, O&M	107, 834, 851, 859, 864	\$ 569,127
456	70 VALLEY STREAM PKWY	IT HARDWARE		880, 910, 992.1	
457	MALVERN, PA 19355			992.3, 993.1	
458					
459	ROESE CONTRACTING	UNDERGROUND CONSTRUCTION	CAP	107	\$ 21,471,998
460	2674 S HURON RD				
461	KAWKAWLIN, MI 48631				
462					
463	ROY LONGTON PROPERTY SERVICE LLC	OUTSIDE CONTRACTOR SERVICES	O&M	912	\$ 717,049
464	14226 EUREKA				
465	SOUTHGATE, MI 48195				
466					
467	SALESFORCE.COM INC	IT HARDWARE SERVICES	CAP, O&M	107, 992.1	\$ 428,764
468	415 MISSON ST, 3RD FL				
469	SAN FRANCISCO, CA 94105				
470					
471					
472					
473					
474					
475					

Name of Respondent		This Report Is:		Date of Report	Year of Report
DTE Gas Company		(1) <input checked="" type="checkbox"/> An Original (2) <input type="checkbox"/> A Resubmission		(Mo, Da, Yr) 1/26/2022	2021/Q4
CHARGES FOR OUTSIDE PROFESSIONAL AND OTHER CONSULTATIVE SERVICES (Continued)					
Line No.	Name / Address	Service	Basis of Charges	Acct #	Amount
476	SCHMID PIPELINE CONSTRUCTION INC	PIPELINE MAINTENANCE SERVICES	O&M	850	\$ 403,514
477	850 MALLARD DR				
478	MAYVILLE, WI 53050				
479					
480	SEEL LLC	ADMIN & OFFICE SERVICE	CAP, O&M	107, 905, 908, 909	\$ 12,685,978
481	7140 W FORT ST	MARKETING SERVICES			
482	DETROIT, MI 48209	ADVERTISING			
483					
484	SIDOCK GROUP INC	ENGINEERING SERVICES	CAP, O&M	107, 880	\$ 3,686,079
485	45650 GRAND RIVER AVE				
486	NOVI, MI 48374				
487					
488	SOIL AND MATERIALS ENGINEERS INC	ENVIRONMENTAL/POLLUTION CONTROL SERVICE	CAP, O&M	107, 850	\$ 350,205
489	4219 WOODWARD AVE, STE 204	TESTING & ANALYSIS SERVICES			
490	DETROIT, MI 48201	TECHNICAL SERVICES			
491					
492	SOLRAC HEATING AND COOLING	OUTSIDER CONTRACTOR SERVICES	O&M	912	\$ 565,115
493	33657 COLFAX DR				
494	STERLING HTS, MI 48310				
495					
496	SSP INNOVATIONS HOLDINGS LLC	TECHNICAL SERVICES	CAP, O&M	107, 880, 887, 892	\$ 670,568
497	6766 S REVERE PKWY, STE 100				
498	CENTENNIAL, CO 80112				
499					
500	STRATEGIC STAFFING SOLUTIONS LC	PERSONNEL SERVICES	CAP, O&M	107, 823, 857, 880	\$ 6,974,352
501	3011 W GRAND BLVD, STE 2100			901, 903, 908, 910, 912	
502	DETROIT, MI 48202			920, 925, 930.2, 935, 992.3	
503					
504	SWAN ELECTRIC CO INC	ELECTRICAL EQUIPMENT RELATED SERVICES	CAP, O&M	107, 856, 863, 864, 891	\$ 310,222
505	6133 AURELIUS RD	PROFESSIONAL SERVICES			
506	LANSING, MI 48911	ELECTRICAL CONSTRUCTION SERVICE			
507					
508	TDW (US) INC	INSPECTION SERVICES	CAP, O&M	107, 850, 992.3	\$ 326,618
509	6120 SOUTH YALE AVE, STE 1700	CONSTRUCTION - MAINT & REPAIR			
510	TULSA, OK 74136	PROFESSIONAL SERVICES - OTHER			
511					
512	TELOGIS INC	VEHICLE MAINT & REPAIR SERVICES	O&M	903, 992.3	\$ 1,088,425
513	20 ENTERPRISE DR, STE 100	IT TELECOM RELATED SERVICES			
514	ALISO VIEJO, CA 92653				
515					
516	TETRA TECH OF MICHIGAN PC	ENGINEERING SERVICES	CAP, O&M	107, 850, 935, 992.3	\$ 660,183
517	65 CADILLAC SQ, STE 3400				
518	DETROIT, MI 48226				
519					
520	THE ADT SECURITY CORP	SECURITY SERVICES	CAP, O&M	107, 864, 992.3	\$ 954,815
521	1501 YAMATO RD	CONSTRUCTION - MAINT & REPAIR			
522	BOCA RATON, FL 33431				
523					
524					

Name of Respondent		This Report Is:		Date of Report	Year of Report
DTE Gas Company		(1) <input checked="" type="checkbox"/> An Original (2) <input type="checkbox"/> A Resubmission		(Mo, Da, Yr) 1/26/2022	2021/Q4
CHARGES FOR OUTSIDE PROFESSIONAL AND OTHER CONSULTATIVE SERVICES (Continued)					
Line No.	Name / Address	Service	Basis of Charges	Acct #	Amount
476	THE HYDAKER WHEATLAKE CO	UNDERGROUND CONSTRUCTION	CAP, O&M	107, 879, 887, 892	\$ 18,268,445
477	420 ROTH ST			992.3	
478	REED CITY, MI 49677				
479					
480	THOMAS A BYNUM	OUTSIDE CONTRACTOR SERVICES	O&M	912	\$ 258,207
481	9380 LAKEPOINTE				
482	CLAY TWP, MI 48001				
483					
484	TRAFFIC MANAGEMENT INC	ENGINEERING SERVICES	CAP, O&M	107, 850, 887, 889	\$ 4,412,007
485	4900 AIRPORT PLAZA DR, STE 300			992.3	
486	LONG BEACH, CA 90815				
487					
488	UNIVERSAL PROTECTION SERVICE LP	SECURITY SERVICES	CAP, O&M	107, 908, 935	\$ 3,704,090
489	1551 N TUSTIN AVE, STE 650			992.3	
490	SANTA ANA, CA92705				
491					
492	UTILITY RESOURCE GROUP LLC	SURVERYING SERVICES	CAP, O&M	107, 874, 878, 902	\$ 7,225,138
493	550 STEPHENSON HWY, STE 410	METER READING SERVICES			
494	TROY, MI 48083				
495					
496	VECTOR FORCE DEVELOPMENT LLC	INSPECTION SERVICES	CAP, O&M	107, 880, 887	\$ 2,712,846
497	1606 EASTPORT PLZ DR				
498	COLLINSVILLE, IL 62234				
499					
500	WADE TRIM ASSOCIATES INC	ENGINEERING SERVICES	CAP, O&M	107, 832, 850, 863, 880, 887	\$ 4,209,286
501	500 GRISWOLD AVE, STE 2500	SURVERYING SERVICES			
502	DETROIT, MI 48226				
503					
504	WALKER MILLER ENERGY SERVICES LLC	MARKETING SERVICES	O&M	905, 908	\$ 5,958,798
505	8045 2ND AVE				
506	DETROIT, MI 48202				
507					
508	WASTE MGMT OF MICHIGAN INC	WASTE REMOVAL SERVICES	CAP, O&M	107, 850, 891, 935	\$ 285,058
509	48797 ALPHA DR, STE 150			992	
510	WIXOM, MI 48393				
511					
512					
513					
514					
515					
516					
517					
518					
519					
520					
521					
522					
523					
524					

Name of Respondent DTE Gas Company	This Report Is: (1) <input checked="" type="checkbox"/> An Original (2) <input type="checkbox"/> A Resubmission	Date of (Mo, Da, Yr) 04/29/2022	Year of Report 2021/Q4
---------------------------------------	---	---------------------------------------	---------------------------

**SUMMARY OF COSTS BILLED TO ASSOCIATED COMPANIES**

1. In column (a) report the name of the associated company. services provided (administrative and general expenses, dividends declared, etc.).
2. In column (b) describe the affiliation (percentage ownership, etc.).
3. In column (c) describe the nature of the goods and
4. In column (d) and (e) report the amount classified to operating income and the account(s) in which reported.

Line No.	Company (a)	Affiliation (b)	Description Nature of Goods and Services (c)	Account Number (d)	Amount Classified to Operating Income (e)
1	DTE Energy Trading	Affiliate	Taxes Other Than Income	408	36,254
2			Gas Transportation	489	2,907,470
3			Admin. & General	920 - 930	582,199
4					
5	DTE Electric Company	Affiliate	Taxes Other Than Income	408	82,733
6			Gas Transportation	489, 495	2,295,966
7			Rent Revenue	494	901,355
8			Admin. & General	920 - 930	1,560,576
9					
10	DTE MI Gathering Holding Co.	Affiliate*	Gas Transportation	495	35,312
11					
12	DTE Michigan Gathering Co.	Affiliate*	Taxes Other Than Income	408	20,001
13			Admin. & General	920 - 930	294,105
14					
15	Saginaw Bay Pipeline Company	Affiliate*	Capital		
16			Gas Transportation	495	4,800
17			Admin. & General	920 - 930	10,816
18					
19	DTE Michigan Lateral Company	Affiliate*	Taxes Other Than Income	408	18,940
20			Admin. & General	920 - 930	289,835
21					
22	DTE Pipeline Company	Affiliate*	Operations & Maintenance	800 - 894	1,581,682
23					
24	DTE Gas Storage Company	Affiliate*	Admin. & General	920 - 930	12,057
25					
26	DTE Gas Services Company	Affiliate	Taxes Other Than Income	408	10,084
27			Admin. & General	920 - 930	159,924
28					
29					
30					



Name of Respondent DTE Gas Company	This Report Is: (1) <input checked="" type="checkbox"/> An Original (2) <input type="checkbox"/> A Resubmission	Date of Report (Mo, Da, Yr) 04/29/2022	Year of Report 2021/Q4
---------------------------------------	---	--	---------------------------

**SUMMARY OF COSTS BILLED TO ASSOCIATED COMPANIES (Continued)**

5. In columns (f) and (g) report the classified to non-operating income and the account(s) in which reported.  
6. In columns (h) and (i) report the amount classified to the balance sheet and the account(s) in which reported.

7. In column (j) report the total.  
8. In column (k) indicate the pricing method (cost, per contract terms, etc).

Account Number (f)	Amount Classified to Non-Operating Income (g)	Account Number (h)	Amount Classified to Balance Sheet (i)	Total (j)	Pricing Method (k)	Line No.
				36,254	Cost	1
				2,907,470	Contract	2
				582,199	Cost	3
						4
				82,733	Cost	5
				2,295,966	Contract	6
				901,355	Cost	7
				1,560,576	Cost	8
						9
				35,312	Contract	10
						11
				20,001	Cost	12
				294,105	Cost	13
						14
		107	22,158	22,158	Cost	15
				4,800	Contract	16
				10,816	Cost	17
						18
				18,940	Cost	19
				289,835	Cost	20
						21
				1,581,682	Cost	22
						23
				12,057	Cost	24
						25
				10,084	Cost	26
				159,924	Cost	27
						28
						29
						30

Name of Respondent DTE Gas Company	This Report Is: (1) <input checked="" type="checkbox"/> An Original (2) <input type="checkbox"/> A Resubmission	Date of (Mo, Da, Yr) 04/29/2022	Year of Report 2021/Q4
---------------------------------------	---	---------------------------------------	---------------------------

**SUMMARY OF COSTS BILLED TO ASSOCIATED COMPANIES (Continued)**

- |  |  |
|--|--|
| <p>1. In column (a) report the name of the associated company.</p> <p>2. In column (b) describe the affiliation (percentage ownership, etc.).</p> <p>3. In column (c) describe the nature of the goods and</p> | <p>services provided (administrative and general expenses, dividends declared, etc.).</p> <p>4. In column (d) and (e) report the amount classified to operating income and the account(s) in which reported.</p> |
|--|--|

Line No.	Company (a)	Affiliation (b)	Description Nature of Goods and Services (c)	Account Number (d)	Amount Classified to Operating Income (e)
31	Washington 10 Storage Corp.	Affiliate*	Capital		
32			Taxes Other Than Income	408	87,732
33			Gas Transportation	489	1,502,422
34			Admin. & General	920 - 930	1,105,110
35					
36	DTE Corporate Services, LLC	Affiliate	Capital		
37					
38					
39	*Affiliated companies prior to DTE Energy spin-off of DT Midstream on July 1, 2021.				
40					
41					
42					
43					
44					
45					
46					
47					
48					
49					
50					
51					
52					
53					
54					
55					
56					
57					
58					
59					
60					
<b>TOTAL</b>					<b>13,499,373</b>

Name of Respondent DTE Gas Company	This Report Is: (1) <input checked="" type="checkbox"/> An Original (2) <input type="checkbox"/> A Resubmission	Date of Report (Mo, Da, Yr) 04/29/2022	Year of Report 2021/Q4
---------------------------------------	---	--	---------------------------

**SUMMARY OF COSTS BILLED TO ASSOCIATED COMPANIES (Continued)**

5. In columns (f) and (g) report the classified to non-operating income and the account(s) in which reported.  
6. In columns (h) and (i) report the amount classified to the balance sheet and the account(s) in which reported.

7. In column (j) report the total.  
8. In colmn (k) indicate the pricing method (cost, per contract terms, etc).

Account Number (f)	Amount Classified to Non-Operating Income (g)	Account Number (h)	Amount Classified to Balance Sheet (i)	Total (j)	Pricing Method (k)	Line No.
		107	142,785	142,785	Cost	31
				87,732	Cost	32
				1,502,422	Contract	33
				1,105,110	Cost	34
						35
		107	17,321	17,321	Cost	36
						37
						38
						39
						40
						41
						42
						43
						44
						45
						46
						47
						48
						49
						50
						51
						52
						53
						54
						55
						56
						57
						58
						59
						60
	—		182,264	13,681,637		

Name of Respondent DTE Gas Company	This Report Is: (1) <input checked="" type="checkbox"/> An Original (2) <input type="checkbox"/> A Resubmission	Date of Report (Mo, Da, Yr) 04/29/2022	Year of Report 2021/Q4
---------------------------------------	---	--	---------------------------

**SUMMARY OF COSTS BILLED FROM ASSOCIATED COMPANIES**

1. In column (a) report the name of the associated company.  
 2. In column (b) describe the affiliation (percentage ownership, etc.).  
 3. In column (c) describe the nature of the goods and services provided (administrative and general expenses, dividends declared, etc.).  
 4. In column (d) and (e) report the amount classified to operating income and the account(s) in which reported.

Line No.	Company (a)	Affiliation (b)	Description Nature of Goods and Services (c)	Account Number (d)	Amount Classified to Operating Income (e)
1	DTE Energy Company	Holding Company	Admin. & General	920 - 930	27,485
2					
3	DTE Energy Trading	Affiliate	Operation & Maintenance	800 - 894	20,966,894
4					
5	DTE Electric Company	Affiliate	Capital		
6			Rent Expense	931	43,313,636
7			Operation & Maintenance	800 - 894	109,519
8			Customer Expense	901 - 905	7,065,691
9			Customer Service Expense	907 - 910	1,525,634
10			Sales Expense	911 - 916	13,946
11			Admin. & General	920 - 930	198,291
12					
13	DTE MI Gathering Company	Affiliate*	Operation & Maintenance	800 - 894	1,905,049
14					
15	DT Midstream Inc.	Affiliate*	Capital		
16					
17	Washington 10 Storage Corp	Affiliate*	Operation & Maintenance	800 - 894	1,120,000
18					
19					
20	*Affiliated companies prior to DTE Energy spin-off of DT Midstream on July 1, 2021.				
21					
22					
23					
24					
25					
26					
27					
28					
29					
30					
<b>TOTAL</b>					

Name of Respondent DTE Gas Company	This Report Is: (1) <input checked="" type="checkbox"/> An Original (2) <input type="checkbox"/> A Resubmission	Date of Report (Mo, Da, Yr) 04/29/2022	Year of Report 2021/Q4
---------------------------------------	---	--	---------------------------

**SUMMARY OF COSTS BILLED FROM ASSOCIATED COMPANIES (Continued)**

5. In columns (f) and (g) report the classified to non-operating income and the account(s) in which reported.  
6. In columns (h) and (i) report the amount classified to the balance sheet and the account(s) in which reported.

7. In column (j) report the total.  
8. In column (k) indicate the pricing method (cost, per contract terms, etc).

Account Number (f)	Amount Classified to Non-Operating Income (g)	Account Number (h)	Amount Classified to Balance Sheet (i)	Total (j)	Pricing Method (k)	Line No.
				27,485	Cost	1
						2
				20,966,894	Cost	3
						4
		107	352,314	352,314	Cost	5
				43,313,636	Cost	6
				109,519	Cost	7
				7,065,691	Cost	8
				1,525,634	Cost	9
				13,946	Cost	10
				198,291	Cost	11
						12
				1,905,049	Cost	13
						14
		107	12,774	12,774	Cost	15
						16
				1,120,000	Cost	17
						18
						19
						20
						21
						22
						23
						24
						25
						26
						27
						28
						29
						30

Name of Respondent DTE Gas Company	This Report Is: (1) <input checked="" type="checkbox"/> An Original (2) <input type="checkbox"/> A Resubmission	Date of Report (Mo, Da, Yr) 04/29/2022	Year of Report 2021/Q4
---------------------------------------	---	--	---------------------------

**SUMMARY OF COSTS BILLED FROM ASSOCIATED COMPANIES (Continued)**

1. In column (a) report the name of the associated company.  
2. In column (b) describe the affiliation (percentage ownership, etc.).  
3. In column (c) describe the nature of the goods and services provided (administrative and general expenses, dividends declared, etc.).  
4. In column (d) and (e) report the amount classified to operating income and the account(s) in which reported.

Line No.	Company (a)	Affiliation (b)	Description Nature of Goods and Services (c)	Account Number (d)	Amount Classified to Operating Income (e)
31	DTE Energy Corp Services LLC	Affiliate	Capital		
32			Taxes Other Than Income	408	4,274,135
33			Other Income & Deductions		
34			Operation & Maintenance	800 - 894	9,886,692
35			Customer Expense	901 - 905	39,999,372
36			Customer Service Expense	907 - 910	5,073,989
37			Sales Expense	911 - 916	230,362
38			Admin. & General	920 - 930, 935	84,998,361
39			Rent Expense	931	655,247
40					
41	New Chester Renewable Energy	Affiliate	Taxes Other Than Income	408	37,219
42			Admin. & General	920 - 930	397,826
43					
44					
45					
46					
47					
48					
49					
50					
51					
52					
53					
54					
55					
56					
57					
58					
59					
60					
<b>TOTAL</b>					<b>221,799,348</b>

Name of Respondent DTE Gas Company	This Report Is: (1) <input checked="" type="checkbox"/> An Original (2) <input type="checkbox"/> A Resubmission	Date of Report (Mo, Da, Yr) 04/29/2022	Year of Report 2021/Q4
---------------------------------------	---	--	---------------------------

**SUMMARY OF COSTS BILLED FROM ASSOCIATED COMPANIES (Continued)**

5. In columns (f) and (g) report the classified to non-operating income and the account(s) in which reported.  
6. In columns (h) and (i) report the amount classified to the balance sheet and the account(s) in which reported.

7. In column (j) report the total.  
8. In column (k) indicate the pricing method (cost, per contract terms, etc).

Account Number (f)	Amount Classified to Non-Operating Income (g)	Account Number (h)	Amount Classified to Balance Sheet (i)	Total (j)	Pricing Method (k)	Line No.
416, 426	2,018,065	107	43,434,642	43,434,642	Cost	31
				4,274,135	Cost	32
				2,018,065	Cost	33
				9,886,692	Cost	34
				39,999,372	Cost	35
				5,073,989	Cost	36
				230,362	Cost	37
				84,998,361	Cost	38
				655,247	Cost	39
						40
				37,219	Cost	41
				397,826	Cost	42
						43
		44				
		45				
		46				
		47				
		48				
		49				
		50				
		51				
		52				
		53				
		54				
		55				
		56				
		57				
		58				
		59				
		60				
	2,018,065		43,799,730	267,617,143		

Name of Respondent DTE Gas Company	This Report Is: (1) <input checked="" type="checkbox"/> An Original (2) <input type="checkbox"/> A Resubmission	Date of Report (Mo, Da, Yr) 04/29/2022	Year of Report 2021/Q4
---------------------------------------	---	--	---------------------------

**COMPRESSOR STATIONS**

1. Report below particulars (details) concerning compressor stations. Use the following subheadings: field compressor stations, products extraction compressor stations, underground storage compressor stations, transmission compressor stations, distribution compressor stations, and other compressor stations.

2. For column (a), indicate the production areas where such stations are used. Relatively small field compressor stations may be grouped by production areas. Show the number of stations grouped. Designate any station held under a title other than full ownership. State in a footnote the name of owner or co-owner, the nature of the respondent's title, and percent of ownership,

Line No.	Name of Station and Location (a)	Number of Employees (1) (b)	Plant Cost (c)
1	FIELD COMPRESSOR STATIONS		
2	N/A		
3			
4	PRODUCTS EXTRACTION COMPRESSOR STATIONS		
5	N/A		
6	UNDERGROUND STORAGE COMPRESSOR STATIONS		
7	Columbus Station (site 6328)		
8	Columbus Twp., St. Clair Co.		48,492,478
9	Belle River Mills Station (site 6840)		
10	China Twp., St. Clair Co.		233,762,435
11	W. C. Taggart Compressor Station (site 6963)		
12	Belvidere Twp., Montcalm Co.		93,892,788
13	TOTAL FUEL/POWER		
14	TRANSMISSION COMPRESSOR STATIONS		
15	Kalkaska Station (site 6740)		
16	Kalkaska Twp., Kalkaska Co.		38,785,330
17	Milford Station (site 6535)		
18	Milford Twp., Oakland Co.		144,931,011
19	Reed City Compressor Station (site 6041) (3)		
20	Lincoln Twp., Osceola Co.		2,217,837
21	Willow Run Compressor Station (site 1950)		109,157,987
22	Ypsilanti Twp., Washtenaw Co.		
23	Alpena Station (site 6988)		
24	Hamilton Twp., Clare Co.		4,648,123
25	3 Satellite Stations		
26	Various Locations		612,593
27			
28			
29			
30	DISTRIBUTION COMPRESSOR STATION		
31	N/A		
32			
33	OTHER COMPRESSOR STATIONS		
34	N/A		
35	(1) Respondent does not maintain separate payrolls for compressor stations.		
36	(2) Column (d) represents the cost of electric power and column (e) represents Natural Gas used by the Company at the respective compressor stations.		
37	(3) Compressor stations not running		
38	(4) Total for Underground Storage Compressor Stations		
39			
40			
41			



Name of Respondent DTE Gas Company	This Report Is: (1) <input checked="" type="checkbox"/> An Original (2) <input type="checkbox"/> A Resubmission	Date of Report (Mo, Da, Yr) 04/29/2022	Year of Report 2021/Q4
---------------------------------------	---	--	---------------------------

**COMPRESSOR STATIONS (Continued)**

If jointly owned. Designate any station that was not operated during the past year. State in a footnote whether the book cost of such station has been retired in the books of account, or what disposition of the station and its book costs are contemplated. Designate any compressor units in transmission compressor stations installed and put into operation during the year and show in a footnote the size of each such unit, and the date each such unit was placed in operation.

3. For column (d) include the type of fuel or power, if other than natural gas. If two types of fuel or power are used, show separate entries for natural gas and the other fuel or power.

Expenses (Except depreciation and taxes)		Gas for Compressor Fuel Mcf (14.73 psia at 60°F)	Operation Date			Line No.	
Fuel or Power (2) (d)	Other (2) (e)		Total Compressor Hours of Operation During Year (g)	No. of Compressors Operated at Time of Station Peak (h)	Date of Station Peak (f)		
						1	
						2	
						3	
						4	
						5	
						6	
						7	
		197,127	57,038	5,008	2	6/29/2021	8
		3,382,900	1,002,940	21,458	4	6/19/2021	9
		1,561,980	479,674	35,644	14	2/25/2021	10
(4)379,634	5,142,007						11
							12
							13
							14
							15
147,750	328,831	98,261	8,694		2	3/10/2021	16
127,195	3,199,852	915,857	16,901		5	4/11/2021	17
							18
							19
		N/A	N/A	N/A	N/A	N/A	20
	62,508	18,155	1,931		2	9/1/2021	21
							22
							23
				5	1	10/7/2021	24
							25
		N/A	N/A		N/A	N/A	26
							27
							28
							29
							30
							31
							32
							33
							34
							35
							36
							37
							38
							39
							40
							41

Name of Respondent DTE Gas Company	This Report Is: (1) <input checked="" type="checkbox"/> An Original (2) <input type="checkbox"/> A Resubmission	Date of Report (Mo, Da, Yr) 04/29/2022	Year of Report 2021/Q4
---------------------------------------	---	--	---------------------------

**GAS STORAGE PROJECTS**

1. Report particulars (details) for total gas storage projects. 2. Total storage plant (column b) should agree with amounts reported by the respondent in Acct's 350.1 to 364.8 inclusive (pages 206-207). 3. Give particulars (details) of any gas stored for the benefit of another company under a gas exchange arrangement or on basis of purchase and resale to other company. Designate with an asterisk if other company is an associated company.

Line No.	Item (a)	Total Amount (b)
1	Natural Gas Storage Plant	
2	Land and Land Rights	9,547,296
3	Structures and Improvements	27,049,165
4	Storage Wells and Holders	126,852,978
5	Storage Lines	42,376,666
6	Other Storage Equipment	347,984,402
7	TOTAL (Enter Total of Lines 2 Thru 6)	553,810,507
8	Storage Expenses	
9	Operation	10,688,555
10	Maintenance	7,304,351
11	Rents	
12	TOTAL (Enter Total of Lines 9 Thru 11)	17,992,906
13	Storage Operations (In Mcf @ 14.73)	
14	Gas Delivered to Storage	
15	January	2,224,739
16	February	493,106
17	March	(454,181)
18	April	5,859,337
19	May	5,314,129
20	June	9,098,762
21	July	8,463,444
22	August	8,775,821
23	September	8,222,309
24	October	5,460,924
25	November	314,970
26	December	1,481,962
27	TOTAL (Enter Total of Lines 15 Thru 26)	55,255,322
28	Gas Withdrawn from Storage	
29	January	15,476,751
30	February	15,661,995
31	March	2,854,346
32	April	1,533,259
33	May	(103,645)
34	June	1,356,505
35	July	(876,533)
36	August	(1,178,679)
37	September	(542,543)
38	October	395,830
39	November	6,874,495
40	December	10,710,471
41	TOTAL (Enter Total of Lines 29 Thru 40)	52,162,252

Name of Respondent DTE Gas Company	This Report Is: (1) <input checked="" type="checkbox"/> An Original (2) <input type="checkbox"/> A Resubmission	Date of Report (Mo, Da, Yr) 04/29/2022	Year of Report 2021/Q4
<b>GAS STORAGE PROJECTS (Continued)</b>			
Line No.	Item (a)	Total Amount (b)	
	Storage Operations ( <i>In Mcf @ 14.73</i> )		
42	Top or Working Gas End of Year	46,941,361	
43	Cushion Gas (Including Native Gas)	62,094,654	
44	Total Gas in Reservoir (Enter Total of Line 42 and Line 43)	109,036,015	
45	Certified Storage Capacity	137,977,092	
46	Number of Injection -- Withdrawal Wells	113	
47	Number of Observation Wells	61	
48	Maximum Day's Withdrawl from Storage	2,012,315	
49	Date of Maximum Day's Withdrawl	2/16/2021	
50	LNG Terminal Companies (In Mcf)		
51	Number of Tanks		
52	Capacity of Tanks		
53	LNG Volumes		
54	a) Received at "Ship Rail"		
55	b) Transferred to Tanks		
56	c) Withdrawn from Tanks		
57	d) "Boil Off" Vaporization Loss		
58	e) Converted to Mcf at Tailgate of Terminal		

Notes:

(1) Transactions related to gas stored "for others" are not reflected on these pages at December 31, 2021

70,491,491 Mcf was stored for others.

Name of Respondent DTE Gas Company	This Report Is: (1) <input checked="" type="checkbox"/> An Original (2) <input type="checkbox"/> A Resubmission	Date of Report (Mo, Da, Yr) 04/29/2022	Year of Report 2021/Q4
---------------------------------------	---	--	---------------------------

**DISTRIBUTION AND TRANSMISSION LINES**

1. Report below by States the total miles of pipe lines operated by respondent at end of year.

2. Report separately any lines held under a title other than full ownership. Designate such lines with an asterisk and in a footnote state the name of owner, or co-owner, nature of respondent's title, and percent ownership if jointly owned.

3. Report separately any line that was not operated during the past year. Enter in a footnote the particulars (details) and state whether the book cost of such a line, or any portion thereof, has been retired in the books of account, or what disposition of the lines and its book costs are contemplated.

4. Report the number of miles of pipe to one decimal point.

Line No.	Designation (Identification) of Line or Group of Lines (a)	Total Miles of Pipe (to 0.1) (b)
1	Integated Natural Gas Systems	
2	Located in State of Michigan	
3		
4	Distribution Mains	20,237.6
5	Transmission Mains	1,949.6
6		
7		
8		
9		
10		
11		
12		
13		
14		
15		
16		
17		
18		
19		
20	TOTAL	22,187.2

Name of Respondent DTE Gas Company	This Report Is: (1) <input checked="" type="checkbox"/> An Original (2) <input type="checkbox"/> A Resubmission	Date of Report (Mo, Da, Yr) 04/29/2022	Year of Report 2021/Q4	
<b>DISTRIBUTION SYSTEM PEAK DELIVERIES</b>				
1. Report below the total distribution system deliveries of gas, excluding deliveries to storage, for the periods of system peak deliveries indicated below during the calendar year.		2. Report Mcf on press base of 14.73 psia at 60°F.		
Line No.	Item (a)	Day/Month (b)	Amount of Mcf (c)	Curtailements on Day/Month Indicated (d)
<b>Section A. Three Highest Days of System Peak Deliveries</b>				
1	Date of Highest Day's Deliveries	2/16		
2	Deliveries to Customers Subject to MPSC Rate Schedules		2,012,393	
3	Deliveries to Others		—	
4	TOTAL		2,012,393	
5	Date of Second Highest Day's Deliveries	2/15		
6	Deliveries to Customers Subject to MPSC Rate Schedules		1,978,207	
7	Deliveries to Others		—	
8	TOTAL		1,978,207	
9	Date of Third Highest Day's Deliveries	2/17		
10	Deliveries to Customer Subject to MPSC Rate Schedules		1,923,128	
11	Deliveries to Others		—	
12	TOTAL		1,923,128	
<b>Section B. Highest Consecutive 3-Day System Peak Deliveries (and Supplies)</b>				
13	Dates of Three Consecutive Days Highest System Peak Deliveries	2/15 - 2/17		
14	Deliveries to Customer Subject to MPSC Rate Schedules		5,913,728	
15	Deliveries to Others		—	
16	TOTAL		5,913,728	
17	Supplies from Line Pack			
18	Supplies from Underground Storage		(5,250,025)	
19	Supplies from Other Peaking Facilities			
<b>Section C. Highest Month's System Deliveries</b>				
20	Month of Highest Month's System Deliveries	February		
21	Deliveries to Customer Subject to MPSC Rate Schedules		43,230,959	
22	Deliveries to Others		1,798,036	
23	TOTAL		45,028,995	

\* Split of sendout on a daily basis is not accurately separable between MPSC Rate Schedules and Others

Name of Respondent DTE Gas Company	This Report Is: (1) <input checked="" type="checkbox"/> An Original (2) <input type="checkbox"/> A Resubmission	Date of Report (Mo, Da, Yr) 4/29/2022	Year of Report 2021/Q4
---------------------------------------	---	---	---------------------------

**AUXILIARY PEAKING FACILITY**

1. Report below auxiliary facilities of the respondent for meeting seasonal peak demands on the respondent's system, such as underground storage projects, liquefied petroleum gas installations, gas liquefaction plants, oil gas sets, etc.

2. For column (c), for underground storage projects, report the delivery capacity on February 1 of the heating season overlapping the year-end for which this report is submitted. For other facilities, report the rated maximum daily delivery capacities.

3. For column (d), include or exclude (as appropriate) the cost of any plant used jointly with another facility on the basis of predominant use, unless the auxiliary peaking facility is a separate plant as contemplated by general Instruction 12 of the Uniform System of Accounts.

	Location of Facility (a)	Type of Facility (b)	Maximum Daily Delivery Capacity of Facility, Mcf at 14.73 psia at 60° (c)	Cost of Facility (In dollars) (d)	Was Facility Operated on Day of Highest Transmission Peak Delivery?	
					Yes (e)	No (f)
1						
2						
3						
4	West Central Michigan	Underground Storage Plant	480,000		X	
5						
6						
7	Southeastern Michigan	Underground Storage Plant	2,593,000		X	
8						
9						
10						
11						
12						
13						
14						
15						
16						
17						
18						
19						
20						
21						
22						
23						
24						
25						
26						
27						
28						
29						
30						
31						
32						
33						
34						
35						
36						
37						
38						
39						
40						
41						
42						

Name of Respondent DTE Gas Company	This Report Is: (1) <input checked="" type="checkbox"/> An Original (2) <input type="checkbox"/> A Resubmission	Date of Report (Mo, Da, Yr) 4/29/2022	Year of Report 2021/Q4
---------------------------------------	---	---	---------------------------

**SYSTEM MAPS**

1. Furnish 5 copies of a system map (one with each filed copy of this report) of the facilities operated by the respondent for the production, gathering, transportation, and sale of natural gas. New maps need not be furnished if no important change has occurred in the facilities operated by the respondent since the date of the maps furnished with a previous year's annual report. If, however, maps are not furnished for this reason, reference should be made in the space below to the year's annual report with which the maps were furnished.

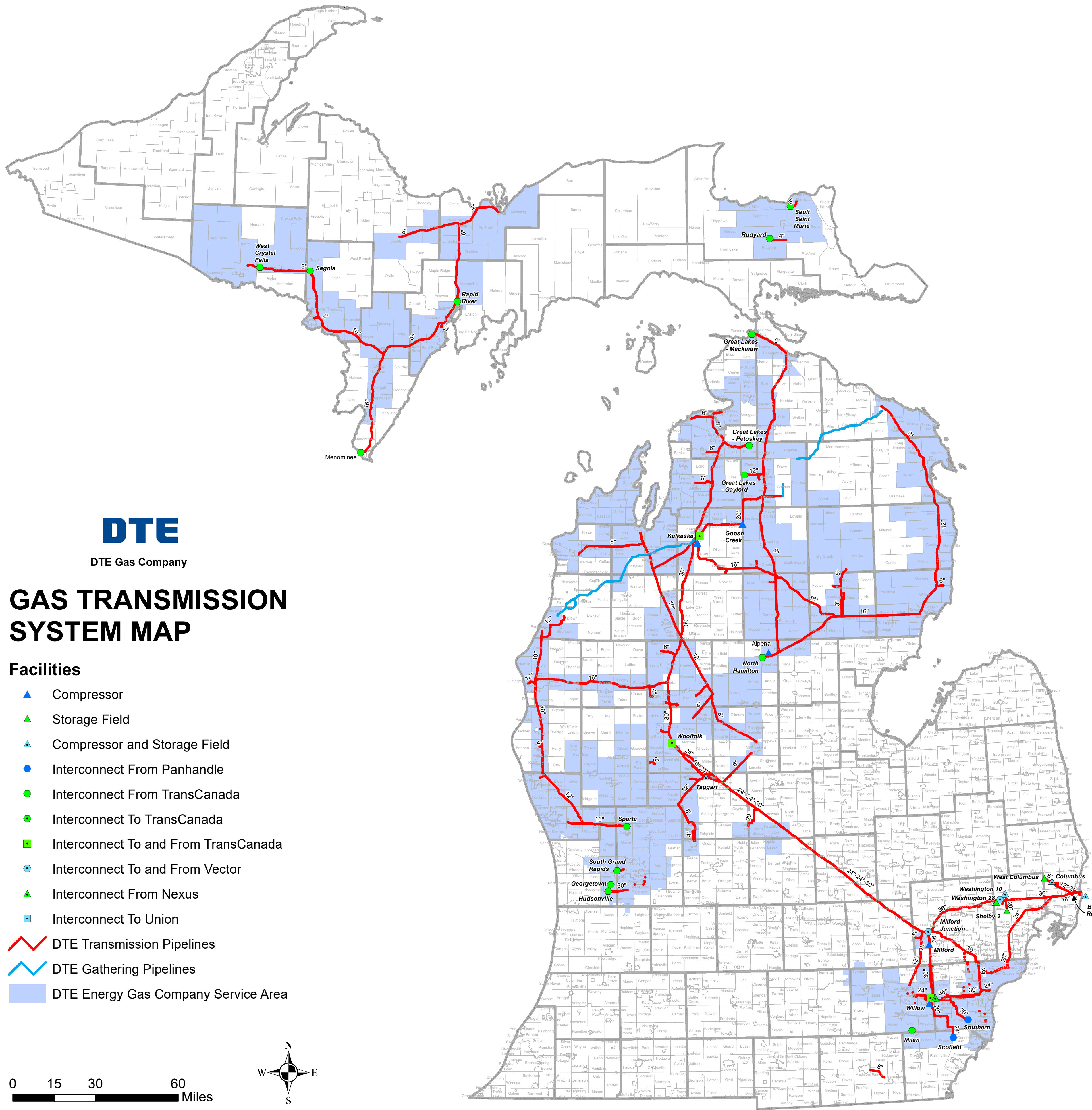
2. Indicate the following information on the maps:

- (a) Transmission lines--colored in red, if they are not otherwise clearly indicated.
- (b) Principal pipeline arteries of gathering systems.
- (c) Sizes of pipe in principal pipelines shown on map.
- (d) Normal directions of gas flow--indicated by arrows.
- (e) Location of natural gas fields or pools in which the respondent produces or purchases natural gas.
- (f) Locations of compressor stations, product extraction plants, stabilization plants, important purification plants, underground storage areas, recycling areas, etc.
- (g) Important main line interconnections with other natural gas is received or delivered and name of connecting company.
- (h) Principal communities in which respondent renders local distribution service.

3. In addition, show on each map: graphic scale to which map is drawn; date as of which the map represents the facts it purports to show; a legend giving all symbols and abbreviations used; designations of facilities leased to or from another company, and giving name of such other company.

4. Maps not larger than 24 inches square are desired. If necessary, however, submit larger maps to show essential information. Fold the maps to size not larger than this report. Bind the maps to the report.

See attached map on the following page.




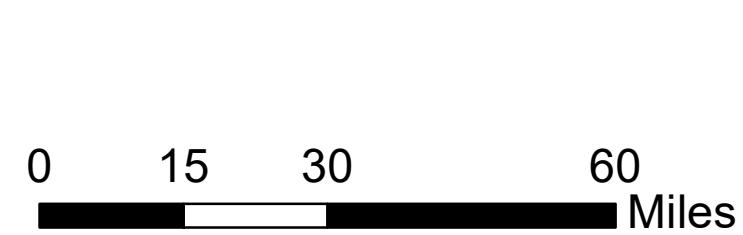
**DTE**

DTE Gas Company

# GAS TRANSMISSION SYSTEM MAP

## Facilities

- ▲ Compressor
- ▲ Storage Field
- ▲ Compressor and Storage Field
- Interconnect From Panhandle
- Interconnect From TransCanada
- Interconnect To TransCanada
- Interconnect To and From TransCanada
- Interconnect To and From Vector
- ▲ Interconnect From Nexus
- Interconnect To Union
- DTE Transmission Pipelines
- DTE Gathering Pipelines
- DTE Energy Gas Company Service Area



February 15, 2022