

MICHIGAN PUBLIC SERVICE COMMISSION

**ANNUAL REPORT OF NATURAL GAS UTILITIES (MAJOR AND NON-MAJOR)**

This form is authorized by [1919 PA 419](#), as amended, being [MCL 460.55](#) et seq.; and [1969 PA 306](#), as amended, being [MCL 24.201](#) et seq. Filing of this form is mandatory. Failure to complete and submit this form will place you in [violation of state law](#).

<b>Report submitted for year ending:</b> December 31, 2024										
<b>Present name of respondent:</b> Michigan Gas Utilities Corporation										
<b>Address of principal place of business:</b> 899 South Telegraph Road, Monroe, MI 48161										
<b>Utility representative to whom inquires regarding this report may be directed:</b>  <table><tr><td><b>Name:</b> William J. Guc</td><td><b>Title:</b> Vice President and Controller</td></tr><tr><td colspan="2"><b>Address:</b> 231 West Michigan Street</td></tr><tr><td><b>City:</b> Milwaukee</td><td><b>State:</b> WI</td><td><b>Zip:</b> 53203</td></tr><tr><td colspan="3"><b>Telephone, Including Area Code:</b> 414-221-5093</td></tr></table>	<b>Name:</b> William J. Guc	<b>Title:</b> Vice President and Controller	<b>Address:</b> 231 West Michigan Street		<b>City:</b> Milwaukee	<b>State:</b> WI	<b>Zip:</b> 53203	<b>Telephone, Including Area Code:</b> 414-221-5093		
<b>Name:</b> William J. Guc	<b>Title:</b> Vice President and Controller									
<b>Address:</b> 231 West Michigan Street										
<b>City:</b> Milwaukee	<b>State:</b> WI	<b>Zip:</b> 53203								
<b>Telephone, Including Area Code:</b> 414-221-5093										
<b>If the utility name has been changed during the past year:</b>  <b>Prior Name:</b>  <b>Date of Change:</b>										
<b>Two copies of the published annual report to stockholders:</b>  <table><tr><td>[        ]</td><td>were forwarded to the Commission</td></tr><tr><td>[        ]</td><td>will be forwarded to the Commission</td></tr><tr><td></td><td><u>on or about</u></td></tr></table>	[        ]	were forwarded to the Commission	[        ]	will be forwarded to the Commission		<u>on or about</u>				
[        ]	were forwarded to the Commission									
[        ]	will be forwarded to the Commission									
	<u>on or about</u>									
<b>Annual reports to stockholders:</b>  <table><tr><td>[        ]</td><td>are published</td></tr><tr><td>[    X   ]</td><td>are not published</td></tr></table>	[        ]	are published	[    X   ]	are not published						
[        ]	are published									
[    X   ]	are not published									

**SUBMIT the searchable PDF version of this record to [LARA-MPSC-UtilityPUA@michigan.gov](mailto:LARA-MPSC-UtilityPUA@michigan.gov)**

Questions? Contact the Michigan Public Service Commission (Jillian Bowden) at [BowdenJ2@michigan.gov](mailto:BowdenJ2@michigan.gov)  
Or forward correspondence to:  
Michigan Public Service Commission  
Regulated Energy Division (Attn: Jillian Bowden)  
7109 W Saginaw Hwy  
PO Box 30221  
Lansing, MI 48917



## INDEPENDENT AUDITOR'S REPORT

To the Board of Directors and Shareholder of  
Michigan Gas Utilities Corporation:

### Opinion

We have audited the financial statements of Michigan Gas Utilities Corporation (the "Company"), which comprise the balance sheet — regulatory basis as of December 31, 2024, and the related statements of income — regulatory basis, retained earnings — regulatory basis, and cash flows — regulatory basis for the year then ended, included on pages 110 through 123 of the accompanying Michigan Public Service Commission Form P-522, and the related notes to the financial statements (the "financial statements").

In our opinion, the accompanying financial statements present fairly, in all material respects, the assets, liabilities, and proprietary capital of the Company as of December 31, 2024, and the results of its operations and its cash flows for the year then ended in accordance with the accounting requirements of the Michigan Public Service Commission as set forth in its applicable Uniform System of Accounts and published accounting releases.

### Basis for Opinion

We conducted our audit in accordance with auditing standards generally accepted in the United States of America (GAAS). Our responsibilities under those standards are further described in the Auditor's Responsibilities for the Audit of the Financial Statements section of our report. We are required to be independent of the Company, and to meet our other ethical responsibilities, in accordance with the relevant ethical requirements relating to our audit. We believe that the audit evidence we have obtained is sufficient and appropriate to provide a basis for our audit opinion.

### Emphasis of Matter - Basis of Accounting

As discussed in Note B to the financial statements, these financial statements were prepared in accordance with the accounting requirements of the Michigan Public Service Commission as set forth in its applicable Uniform System of Accounts and published accounting releases, which is a basis of accounting other than accounting principles generally accepted in the United States of America. As a result, the financial statements may not be suitable for another purpose. Our opinion is not modified with respect to this matter.

### Responsibilities of Management for the Financial Statements

Management is responsible for the preparation and fair presentation of the financial statements in accordance with the accounting requirements of the Michigan Public Service Commission as set forth in its applicable Uniform System of Accounts and published accounting releases. Management is also responsible for the design, implementation, and maintenance of internal control relevant to the preparation and fair presentation of financial statements that are free from material misstatement, whether due to fraud or error.

In preparing the financial statements, management is required to evaluate whether there are conditions or events, considered in the aggregate, that raise substantial doubt about the Company's ability to continue as a going concern for one year after the date that the financial statements are issued.

### Auditor's Responsibilities for the Audit of the Financial Statements

Our objectives are to obtain reasonable assurance about whether the financial statements as a whole are free from material misstatement, whether due to fraud or error, and to issue an auditor's report that includes our

opinion. Reasonable assurance is a high level of assurance but is not absolute assurance and therefore is not a guarantee that an audit conducted in accordance with GAAS will always detect a material misstatement when it exists. The risk of not detecting a material misstatement resulting from fraud is higher than for one resulting from error, as fraud may involve collusion, forgery, intentional omissions, misrepresentations, or the override of internal control. Misstatements are considered material if there is a substantial likelihood that, individually or in the aggregate, they would influence the judgment made by a reasonable user based on the financial statements.

In performing an audit in accordance with GAAS, we:

- Exercise professional judgment and maintain professional skepticism throughout the audit.
- Identify and assess the risks of material misstatement of the financial statements, whether due to fraud or error, and design and perform audit procedures responsive to those risks. Such procedures include examining, on a test basis, evidence regarding the amounts and disclosures in the financial statements.
- Obtain an understanding of internal control relevant to the audit in order to design audit procedures that are appropriate in the circumstances, but not for the purpose of expressing an opinion on the effectiveness of the Company's internal control. Accordingly, no such opinion is expressed.
- Evaluate the appropriateness of accounting policies used and the reasonableness of significant accounting estimates made by management, as well as evaluate the overall presentation of the financial statements.
- Conclude whether, in our judgment, there are conditions or events, considered in the aggregate, that raise substantial doubt about the Company's ability to continue as a going concern for a reasonable period of time.

We are required to communicate with those charged with governance regarding, among other matters, the planned scope and timing of the audit, significant audit findings, and certain internal control-related matters that we identified during the audit.

#### **Restriction on Use**

This report is intended solely for the information and use of the board of directors and management of the Company and for filing with the Michigan Public Service Commission and is not intended to be and should not be used by anyone other than these specified parties.

*Deloitte & Touche LLP*

April 29, 2025

INSTRUCTIONS FOR THE FILING OF THE ANNUAL REPORT OF  
MAJOR AND NONMAJOR ELECTRIC UTILITIES

GENERAL INFORMATION

**I. Purpose:**

By authority conferred upon the Michigan Public Service Commission by 1919 PA 419, as amended, being MCL 460.55 et seq. and 1969 PA 306, as amended, being MCL 24.201 et seq., this form is a regulatory support requirement. It is designed to collect financial and operational information from public utilities, licensees and others subject to the jurisdiction of the Michigan Public Service Commission. This report is a nonconfidential public use form.

**II. Who Must Submit:**

Each major and nonmajor gas company, as classified by the Commission's Uniform System of Accounts must submit this form.

NOTE: Major - A gas company having annual natural gas sales over 50 million Dth in each of the 3 previous calendar years

Nonmajor - A gas company having annual natural gas sales at or below 50 million Dth in each of the 3 previous calendar years.

The class to which any utility belongs shall originally be determined by the average of its annual gas sales for the last three consecutive years. Subsequent changes in classification shall be made when the annual gas sales for each of the three years immediately preceding the years exceeds the upper limit, or is less than the lower limit of the classification previously applicable to the utility.

**III. What and Where to Submit:**

(a) **Submit an original copy of this form to:**

Michigan Public Service Commission  
Regulated Energy Division  
7109 W Saginaw Hwy, PO Box 30221  
Lansing, MI 48909

**Retain one copy of this report for your files. Also submit the electronic version of this record to Jennifer Brooks at the address below or to [brooks10@michigan.gov](mailto:brooks10@michigan.gov)**

(b) Submit immediately upon publication, one (1) searchable copy of the latest annual report to stockholders and any annual financial or statistical report regularly prepared and distributed to bondholders, security analyst, or industry association. (Do not include monthly and quarterly reports. If reports to stockholders are not prepared, enter "NA" in column (c) on Page 5, the List of Schedules.) Mail these reports to:

Michigan Public Service Commission  
Regulated Energy Division  
7109 W. Saginaw Hwy, PO Box 30221  
Lansing, MI 48909

(c) For the CPA certification, submit with the original submission of the form, a letter or report prepared in conformity with current standards of reporting which will:

(i) Contain a paragraph attesting to the conformity, in all material aspects, of the schedules and pages listed below with the Commission's applicable Uniform Systems of Accounts (including applicable notes relating thereto and the Chief Accountant's published accounting releases), and

(ii) Signed by independent certified public accountants or an independent licensed public accountant, certified or licensed by a regulatory authority or a state or other political subdivision of the U.S. (See 18 CFR 41.10-41.12 for specific qualifications).

- (ii) Signed by independent certified public accountants or an independent licensed public accountant, certified or licensed by a regulatory authority or a state or other political subdivision of the U.S. (See 18 CFR 41.10-41.12 for specific qualifications).

<u>Schedules</u>	<u>Reference Page</u>
Comparative Balance Sheet	110 - 113
Statement of Income	114 - 117
Statement of Retained Earnings	118 - 119
Statement of Cash Flows	120 - 121
Notes to Financial Statements	122 - 123

When accompanying this form, insert the letter or report immediately following the cover sheet. Use the following form for the letter or report unless unusual circumstances or conditions, explained in the letter or report, demand that it be varied. Insert parenthetical phrases only when exceptions are reported.

In connection with our regular examination of the financial statements of \_\_\_\_\_ for the year ended on which we have reported separately under the date of \_\_\_\_\_ we have also reviewed schedules \_\_\_\_\_ of Form P-522 for the year filed with the Michigan Public Service Commission as set forth in its applicable Uniform System of Accounts and published accounting releases. Our review for this purpose included such tests of accounting records and such other auditing procedures as we considered necessary in the circumstances.

Based on our review, in our opinion the accompanying schedules identified in the preceding paragraph (except as noted below) conform in all material respects with the accounting requirements of the Michigan Public Service Commission as set forth in its applicable Uniform System of Accounts and published accounting releases.

State in the letter or report which, if any, of the pages above do not conform to the Commission's requirements. Describe the discrepancies that exist.

- (d) Federal, state, and local governments and other authorized users may obtain additional blank copies to meet their requirements for a charge from:

Michigan Public Service Commission  
Regulated Energy Division  
7109 W Saginaw Hwy, PO Box 30221  
Lansing, MI 48909

**IV. When to Submit**

Submit this report form on or before April 30 of the year following the year covered by this report.

**GENERAL INSTRUCTIONS**

- I. Prepare this report in conformity with the Uniform System of Accounts (USOA). Interpret all accounting words and phrases in accordance with the USOA.
- II. Enter in whole number (dollars or Dth) only, except where otherwise noted. (Enter cents for averages and figures per unit where cents are important. The truncating of cents is allowed except on the four basic financial statements where rounding is required). The amounts shown on all supporting pages must agree with the amounts entered on the statements that they support. When applying thresholds to determine significance for reporting purposes, use for balance sheet accounts the balances

at the end of the current reporting year, and use for statement of income accounts the current year's amounts.

- III. Complete each question fully and accurately, even if it has been answered in a previous annual report. Enter the word "NONE" where it truly and completely states the fact.
- IV. For any page(s) that is not applicable to respondent, either
  - (a) Enter the words "NOT APPLICABLE" on the particular page(s), OR
  - (b) Omit the page(s) and enter "NA", "NONE", or "NOT APPLICABLE" in column (c) on the List of Schedules, pages 2, 3, 4.
- V. Complete this report by means which result in a permanent record. Complete the original copy in permanent black ink or typewriter print, if practical. The copies, however, may be carbon copies or other similar means or reproduction provided the impressions are clear and readable.
- VI. Enter the month, day, and year for all dates. Use customary abbreviations. The "Date of Report" at the top of each page is applicable only to resubmissions (See VIII, below).
- VII. Indicate negative amounts (such as decreases) by enclosing the figures in parentheses ( ).
- VIII. When making revisions, resubmit only those pages that have been changed from the original submission. Submit the same number of copies as required for filing the form. Include with the resubmission the identification and Attestation page, page 1. Mail dated resubmissions to:

Michigan Public Service Commission (Financial Analysis & Audit Division)  
Financial Analysis and Customer Choice Section  
7109 W Saginaw Hwy, PO Box 30221  
Lansing, MI 48909
- IX. Provide a supplemental statement further explaining accounts or pages as necessary. Attach the supplemental statement (8 1/2 x 11 inch size) to the page being supplemented. Provide the appropriate identification information, including the title(s) of the page and page number supplemented.
- X. Do not make references to reports of previous years or to other reports in lieu of required entries, except as specifically authorized.
- XI. Wherever (schedule) pages refer to figures from a previous year, the figures reported must be based upon those shown by the annual report of the previous year, or an appropriate explanation given as to why the different figures were used.
- XII. Report all gas volumes on a pressure base of 14.65 psia and a temperature base of 60° F.
- XIII. Respondents may submit computer printed schedules (reduced to 8 1/2 x 11 inch size) instead of preprinted schedules if they are in substantially the same format.


#### DEFINITIONS

- I. BTU per cubic foot - The total heating value, expressed in Btu, produced by the combustion, at constant pressure, of the amount of the gas which would occupy a volume of 1 cubic foot at a temperature of 60° F if saturated with water vapor and under a pressure equivalent to that of 30 inches of mercury at 32° F, and under standard gravitational force (980.65 cm. Per sec. <sup>2</sup>) with air of the same temperature and pressure as the gas, when the products of combustion are cooled to the initial temperature of gas and air when the water formed by combustion is condensed to the liquid state. (Sometimes called gross heating value or total heating value.)

- I. Commission Authorization (Comm. Auth.) - The authorization of the Michigan Public Service Commission, or any other Commission. Name the Commission whose authorization was obtained and give the date of the authorization.
- II. Respondent - The person, corporation, licensee, agency, authority, or other legal entity or instrumentality in whose behalf the report is made.

**MPSC FORM P-522**

ANNUAL REPORT OF NATURAL GAS COMPANIES (Major and Nonmajor)

IDENTIFICATION		
01 Exact Legal Name of Respondent Michigan Gas Utilities Corporation	02 Year of Report December 31, 2024	
03 Previous Name and Date of Change (if name changed during year)		
04 Address of Principal Business Office at End of Year (Street, City, State, Zip) 899 South Telegraph Road, Monroe, Michigan 48161		
05 Name of Contact Person William J. Guc	06 Title of Contact Person Vice President and Controller	
07 Address of Contact Person (Street, City, State, Zip) 231 West Michigan Street, Milwaukee, WI 53203		
08 Telephone of Contact Person, Including Area Code: 414-221-5093	09 This Report Is: (1) <input checked="" type="checkbox"/> An Original (2) <input type="checkbox"/> A Resubmission	10 Date of Report (Mo, Da, Yr) April 29, 2025
ATTESTATION		
The undersigned officer certifies that he/she has examined the accompanying report; that to the best of his/her knowledge, information, and belief, all statements of fact contained in the accompanying report are true and the accompanying report is a correct statement of the business and affairs of the above named respondent in respect to each and every matter set forth therein during the period from and including April 1 and including December 31 of the year of the report.		
01 Name Xia Liu	03 Signature 	04 Date Signed (Mo, Da, Yr) April 29, 2025
02 Title Executive Vice President and CFO		

Name of Respondent	This Report Is: (1) <input checked="" type="checkbox"/> An Original (2) <input type="checkbox"/> A Resubmission	Date of Report (Mo, Da, Yr) April 29, 2025	Year of Report December 31, 2024
--------------------	---	--	-------------------------------------

**LIST OF SCHEDULES (Natural Gas Utility)**

Enter in column (c) the terms "none," "not applicable," or "NA," as appropriate, where no information or amounts have been reported for certain pages. Omit pages where the responses are "none," "not applicable," or "NA."

Title of Schedule  (a)	Reference Page No.  (b)	Remarks  (c)
<b>GENERAL CORPORATE INFORMATION AND FINANCIAL STATEMENTS</b>		
General Information	101	
Control Over Respondent & Other Associated Companies	M 102	
Corporations Controlled by Respondent	103	None
Officers and Employees	M 104	
Directors	105	
Security Holders and Voting Powers	M 106-107	
Important Changes During the Year	108-109	
Comparative Balance Sheet	M 110-113	
Statement of Income for the Year	M 114-117	Page 116 - None
Statement of Retained Earnings for the Year	M 118-119	
Statement of Cash Flows	120-121	
Notes to Financial Statements	122-123	
<b>BALANCE SHEET SUPPORTING SCHEDULES (Assets and Other Debits)</b>		
Summary of Utility Plant and Accumulated Provisions for Depreciation, Amortization, and Depletion	200-201	
Gas Plant in Service	M 204-212B	
Gas Plant Leased to Others	213	None
Gas Plant Held for Future Use	214	None
Production Properties Held for Future Use	215	None
Construction Work in Progress - Gas	216	
Construction Overheads - Gas	217	
General Description of Construction Overhead Procedure	M 218	
Accumulated Provision for Depreciation of Gas Utility Plant	M 219	
Gas Stored	220	
Nonutility Property	221	None
Accumulated Provision for Depreciation and Amortization of Nonutility Property	221	None
Investments	222-223	None
Investment in Subsidiary Companies	224-225	None
Gas Prepayments Under Purchase Agreements	226-227	None
Advances for Gas Prior to Initial Deliveries or Commission Certification	229	None
Prepayments	230	
Extraordinary Property Losses	230	None
Unrecovered Plant and Regulatory Study Costs	230	None
Preliminary Survey and Investigation Charges	231	None
Other Regulatory Assets	232	
Miscellaneous Deferred Debits	233	
Accumulated Deferred Income Taxes (Account 190)	234-235	

Name of Respondent	This Report Is:	Date of Report	Year of Report
Michigan Gas Utilities Corporation	(1) <input checked="" type="checkbox"/> An Original (2) <input type="checkbox"/> A Resubmission	(Mo, Da, Yr) April 29, 2025	December 31, 2024

**LIST OF SCHEDULES (Natural Gas Utility) (Continued)**

Title of Schedule  (a)	Reference Page No.  (b)	Remarks  (c)
<b>BALANCE SHEET SUPPORTING SCHEDULES (Liabilities and Other Credits)</b>		
Capital Stock	250-251	
Capital Stock Subscribed, Capital Stock Liability for Conversion, Premium on Capital Stock, and Installments Received on Capital Stock	252	
Other Paid-In Capital	253	
Discount on Capital Stock	254	None
Capital Stock Expense	254	None
Securities Issued or Assumed and Securities Refunded or Retired During the Year	255	
Long-Term Debt	256-257	
Unamortized Debt Expense, Premium and Discount on Long-Term Debt	258-259	
Unamortized Loss and Gain on Reacquired Debt	260	None
Notes Payable	260A	None
Payables to Associated Companies	260B	
Reconciliation of Reported Net Income with Taxable Income for Federal Income Taxes	M 261 A-B	See MPSC Form P-522, Page 261
Calculation of Federal Income Tax	M 261 C-D	See MPSC Form P-522, Page 261
Taxes Accrued, Prepaid and Charged During Year	262-263	
Investment Tax Credits Generated and Utilized	264-265	None
Accumulated Deferred Investment Tax Credits	M 266-267	
Miscellaneous Current and Accrued Liabilities	M 268	
Other Deferred Credits	269	
Accumulated Deferred Income Taxes - Accelerated Amortization Property	272-273	None
Accumulated Deferred Income Taxes - Other Property	274-275	
Accumulated Deferred Income Taxes - Other	M 276 A-B	
Other Regulatory Liabilities	278	
<b>INCOME ACCOUNT SUPPORTING SCHEDULES</b>		
Gas Operating Revenues	300-301	
Rates and Sales Section	M 305 A-C	
Off-System Sales - Natural Gas	M 310 A-B	
Revenue from Transportation of Gas of Others-Natural Gas	312-313	
Sales of Products Extracted from Natural Gas	315	None
Revenues from Natural Gas Processed by Others	315	None
Gas Operation and Maintenance Expenses	M 320-325	
Number of Gas Department Employees	325	
Exploration and Development Expenses	326	None
Abandoned Leases	326	None
Gas Purchases	M 327, 327A-B	
Exchange Gas Transactions	328-330	None
Gas Used in Utility Operations - Credit	331	
Transmission and Compression of Gas by Others	332-333	None
Other Gas Supply Expenses	334	
Miscellaneous General Expenses - Gas	M 335	
Depreciation, Depletion and Amortization of Gas Plant	336-338	
Income from Utility Plant Leased to Others	339	None
Particulars Concerning Certain Income Deduction and Interest Charges	340	

Name of Respondent	This Report Is:	Date of Report	Year of Report
Michigan Gas Utilities Corporation	(1) <input checked="" type="checkbox"/> An Original (2) <input type="checkbox"/> A Resubmission	(Mo, Da, Yr) April 29, 2025	December 31, 2024

**LIST OF SCHEDULES (Natural Gas Utility) (Continued)**

Title of Schedule  (a)	Reference Page No.  (b)	Remarks  (c)
<b>COMMON SECTION</b>		
Regulatory Commission Expenses	350-351	
Research, Development and Demonstration Activities	352-353	None
Distribution of Salaries and Wages	354-355	
Charges for Outside Professional and Other Consultative Services	357	
<b>GAS PLANT STATISTICAL DATA</b>		
Natural Gas Reserves and Land Acreage	500-501	None
Changes in Estimated Hydrocarbon Reserves and Costs, and Net Realizable Value	504-505	None
Compressor Stations	508-509	
Gas and Oil Wells	510	None
Gas Storage Projects	M 512-513	
Distribution and Transmission Lines	M 514	
Liquefied Petroleum Gas Operations	516-517	None
Distribution System Peak Deliveries	M 518	
Auxiliary Peaking Facilities	519	
System Map	522	
Footnote Data	551	
Stockholders' Report	---	
<b>MPSC SCHEDULES</b>		
Reconciliation of Deferred Income Tax Expense	117 A-B	
Operating Loss Carryforward	117 C	None
Notes & Accounts Receivable Summary for Balance Sheet	228 A	
Accumulated Provision for Uncollectible Accounts - Credit	228 A	
Receivables From Associated Companies	228 B	
Materials and Supplies	228 C	
Notes Payable	260 A	None
Payables to Associated Companies	260 B	
Customer Advances for Construction	268	
Accumulated Deferred Income Taxes - Temporary	277	None
Gas Operation and Maintenance Expenses (Nonmajor)	320N-324N	Not Applicable
Lease Rentals Charges	333A-333D	None
Depreciation, Depletion and Amortization of Gas Plant (Nonmajor)	336 N	Not Applicable
Particulars Concerning Certain Other Income Accounts	341	
Gain or Loss on Disposition of Property	342 A-B	None
Expenditures for Certain Civic, Political and Related Activities	343	
Common Utility Plant and Expenses	356	None
Summary of Costs Billed to Associated Companies	358-359	
Summary of Costs Billed from Associated Companies	360-361	

Name of Respondent Michigan Gas Utilities Corporation	This Report is: (1) <input checked="" type="checkbox"/> An Original (2) <input type="checkbox"/> A Resubmission	Date of Report (Mo, Da, Yr) April 29, 2025	Year of Report December 31, 2024
<b>GENERAL INFORMATION</b>			
<p>1. Provide name and title of officer having custody of the general corporate books of account and address of office where the general corporate books are kept, and address of office where any other corporate books of account are kept, if different from that where the general corporate books are kept.</p> <p>Xia Liu, Executive Vice President and CFO 231 West Michigan Street Milwaukee, WI 53203</p>			
<p>2. Provide the name of the State under the laws of which respondent is incorporated, and date of incorporation. If incorporated under a special law, give reference to such law. If not incorporated, state that fact and give the type of organization and the date organized.</p> <p>Delaware, September 16, 2005</p>			
<p>3. If at any time during the year the property of respondent was held by a receiver or trustee, give (a) name of receiver or trustee, (b) date such receiver or trustee took possession, (c) the authority by which the receivership or trusteeship was created, and (d) date when possession by receiver or trustee ceased.</p> <p>None</p>			
<p>4. State the classes of utility and other services furnished by respondent during the year in each State in which the respondent operated.</p> <p>Retail sale and transportation of natural gas and administrative services.</p>			
<p>5. Have you engaged as the principal accountant to audit your financial statements an accountant who is not the principal accountant for your previous year's certified financial statements?</p> <p>(1) <input type="checkbox"/> Yes...Enter the date when such independent accountant was initially engaged: _____</p> <p>(2) <input checked="" type="checkbox"/> No</p>			

Name of Respondent	This Report Is: (1) <input checked="" type="checkbox"/> An Original (2) <input type="checkbox"/> A Resubmission	Date of Report (Mo, Da, Yr) April 29, 2025	Year of Report December 31, 2024
Michigan Gas Utilities Corporation			

**CONTROL OVER RESPONDENT**

1. If any corporation, business trust, or similar organization or combination of such organizations jointly held control over the respondent at end of year, state name of controlling corporation or organization, manner in which control was held, and extent of control. If control was in a holding company organization, show the chain of ownership or control to the main parent company or organization. If control was held by a trustee(s), state name of trustee(s), name of beneficiary or beneficiaries for

whom trust was maintained, and purpose of the trust.  
 2. List any entities which respondent did not control either directly or indirectly and which did not control respondent but which were associated companies at any time during the year.  
 3. If the above required information is available from the SEC 10-K Report Form filing, a specific reference to the report form (i.e. year and company title) may be listed provided the fiscal years for both the 10-K report and this report are compatible.

Michigan Gas Utilities Corporation is a wholly owned subsidiary of Integrys Holding, Inc. Integrys Holding is a subsidiary of WEC Energy Group, Inc.

Name of Respondent Michigan Gas Utilities Corporation	This Report Is: (1) <input checked="" type="checkbox"/> An Original (2) <input type="checkbox"/> A Resubmission	Date of Report (Mo, Da, Yr) 4/29/2025	Year of Report December 31, 2024
--	---	---	-------------------------------------

**CONTROL OVER RESPONDENT & OTHER ASSOCIATED COMPANIES**

1. If any corporation, business trust, or similar organization or combination of such organization jointly held control over respondent at the end of year, state name of controlling corporation or organization, manner in which control was held, and extent of control. If control was in a holding company organization, show the chain of ownership or control to the main parent company or organization. If control was held by a trustee(s), state name of trustee(s), name of beneficiary or beneficiaries for whom trust was maintained, and purpose of the trust.
2. List any entities which respondent did not control either directly or indirectly and which did not control respondent, but which were associated companies at any time during the year.
3. Provide an Organization Chart for the entire business network to include all corporations, business trusts, or similar organization or combination of such organizations whether the entities held control or not. Include any associated companies with the respondent at any time during the year. In addition to this visual representation, provide an explanation or narrative you believe to be useful to accurately describe the Organizational Chart.

WEC Energy Group, Inc. Subsidiaries\* (Exhibit 21.1 to the 2024 SEC Form 10-K):

- ATC Holding LLC
  - American Transmission Company LLC
  - ATC Development Manager, Inc.
  - ATC Holdco LLC
  - ATC Management Inc.
- Bluewater Natural Gas Holding, LLC
  - BGS Kimball Gas Storage, LLC
  - Bluewater Gas Storage, LLC
- Integrays Holding, Inc.
  - Michigan Gas Utilities Corporation
  - Minnesota Eney Resources Corporation
  - Peoples Energy, LLC
    - North Shore Gas Company
    - Peoples Energy Ventures, LLC
    - The Peoples Gas Light and Coke Company
  - Wisconsin Public Service Corporation
    - Wisconsin River Power Company
    - Wisconsin Valley Improvement Company
  - WPS Power Development, LLC
  - WPS Visions, Inc.
- Upper Michigan Energy Resources Corporation
- W.E. Power, LLC
  - Elm Road Generating Station Supercritical, LLC
  - Elm Road Services, LLC
  - Port Washington Generation Station, LLC
- WEC Business Services LLC
- WEC Infrastructure LLC
  - Delilah Solar Holdings LLC
  - Samson OpCo Holdings LLC
  - WEC Infrastructure Wind Holding I LLC
    - Bishop Hill Energy III Holdings LLC
    - Blooming Grove Wind Energy Center Holdings LLC
    - Coyote Ridge Wind, LLC
    - Upstream Wind Energy Holdings, LLC
  - WEC Infrastructure Wind Holding II LLC
    - Jayhawk Wind, LLC
    - Tatanka Ridge Wind, LLC
  - WEC Infrastructure Energy Holding III LLC
    - Maple Flats Holding LLC
    - Sapphire Sky Wind Energy Holdings LLC
    - Thunderhead Wind Energy Holdings LLC
- WEC Investments, LLC
- Wisconsin Electric Power Company
- Wisconsin Energy Capital Corporation
- Wisconsin Energy Services, LLC
- Wisconsin Gas LLC
- Wispark LLC
- Wisvest LLC

\* Omits the names of certain subsidiaries, which if considered in the aggregate as a single subsidiary, would not constitute a "significant subsidiary" as of December 31, 2024. Indirectly owned subsidiaries are listed under the subsidiaries through which WEC Energy Group, Inc. holds ownership.

Name of Respondent	This Report Is: (1) <input checked="" type="checkbox"/> An Original (2) <input type="checkbox"/> A Resubmission	Date of Report (Mo, Da, Yr) April 29, 2025	Year of Report December 31, 2024
--------------------	---	--	-------------------------------------

**OFFICERS**

- |  |   |
|--|---|
| <p>1. Report below the name, title and salary for the five executive officers.</p> <p>2. Report in column (b) salaries and wages accrued during the year including deferred compensation.</p> <p>3. In column (c) report any other compensation provided such as bonuses, car allowance, stock options and rights, savings contribution, etc., and explain in a footnote what the amounts represent.</p> | <p>4. If a change was made during the year in the incumbent of any position, show the name and total remuneration of the previous incumbent and the date the change in incumbency occurred.</p> <p>5. Upon request, the Company will provide the Commission with supplemental information on officers and other employees salaries.</p> |
|--|---|

Line No.	Name and Title (a)	Base Wages (b)	Other Compensation* (c)	Total Compensation (d)
1	Scott J. Lauber, President	22,550	64,467	87,017
2				
3				
4				
5	Margaret C. Kelsey, Executive Vice President,	11,398	17,458	28,856
6	General Counsel, Secretary			
7				
8				
9	Xia Liu, Executive Vice President, Chief	17,546	30,456	48,002
10	Financial Officer			
11				
12				
13	Michael P. Baker, Vice President (1)	218,618	87,225	305,843
14				
15	William J. Guc, Vice President, Controller,	8,027	8,195	16,222
16	Assistant Secretary			
17				
18	Nicholas J. Krzeminski, Vice President (1)	5,187	1,961	7,148
19				
20	Anthony L. Reese, Vice President, Treasurer	11,177	10,272	21,449
21				

Footnote Data

(1) Nicholas J. Krzeminski succeeded Michael P. Baker as Vice President, effective November 10, 2024.  
Compensatory dollars shown represent the amounts for the period that each VP held the office.

\* Executive Incentive Compensation

NOTE: Officers received compensation from WEC Energy Group and/or its other affiliated companies. The dollars reported on this page represent the salaries that were charged to this utility during the year.

Name of Respondent	This Report Is: (1) <input checked="" type="checkbox"/> An Original (2) <input type="checkbox"/> A Resubmission	Date of Report (Mo, Da, Yr) April 29, 2025	Year of Report December 31, 2024
<b>DIRECTORS</b>			
<p>1. Report below any information called for concerning each director of the respondent who held office at any time during the year. Include in column (a), abbreviated titles of the directors who are officers of the respondent.</p> <p>2. Designate members of the Executive Committee by a triple asterisk and the Chairman of the Executive Committee by a double asterisk.</p>			
Name and Title of Director (a)	Principal Business Address (b)	# of Directors Meetings During Yr (c)	Fees During Yr (d)
Scott J. Lauber President	231 West Michigan Street Milwaukee WI 53203	5	None
Margaret C. Kelsey EVP, General Counsel and Secretary	231 West Michigan Street Milwaukee WI 53203	5	None
Xia Liu EVP and CFO	231 West Michigan Street Milwaukee WI 53203	4	None
Michael W. Hooper (eff. 6/8/2024)	231 West Michigan Street Milwaukee WI 53203	2	None
William Matoris (2021 to 6/7/2024)	231 West Michigan Street Milwaukee WI 53203	3	None
<p><u>Footnote Data</u>  *** MGU does not have an Executive Committee</p>			

Name of Respondent	This Report Is:	Date of Report	Year of Report
Michigan Gas Utilities Corporation	(1) <input checked="" type="checkbox"/> An Original (2) <input type="checkbox"/> A Resubmission	(Mo, Da, Yr) April 29, 2025	December 31, 2024

**SECURITY HOLDERS AND VOTING POWERS**

1. (A) Give the names and addresses of the 10 security holders of the respondent who, at the date of the latest closing of the stock book or compilation of list of stockholders of the respondent, prior to the end of the year, had the highest voting power in the respondent, and state the number of votes which each would have had the right to cast on that date if a meeting were then in order. If any such holder held in trust, give in a footnote the known particulars of the trust (whether voting trust, etc.), duration of trust, and principal holders of beneficiary interest in the trust. If the stock book was not closed or a list of stockholders were not compiled within one year prior to the end of the year, or if since the previous compilation of a list of stockholders, some other class of security has become vested with voting rights, then show such 10 security holders as of the close of the year. Arrange the names of the security holders in the order of voting power, commencing with the highest. Show in column (a) the titles of officers and directors included in such list of 10 security holders.

**IntegrYS Holding, Inc.  
231 West Michigan Street  
Milwaukee, WI 53203**

1. (B) Give also the name and indicate the voting powers resulting from ownership of securities of the respondent of each officer and director not included in the list of 10 largest security holders. **N/A**

2. If any security other than stock carries voting rights, explain in a supplemental statement the circumstances whereby such security became vested with voting rights and give other important particulars (details) concerning the voting rights of such security. State whether voting rights are actual or contingent; if contingent, describe the contingency. **N/A**

3. If any class or issue of security has any special privileges in the election of directors, trustees or managers, or in the determination of corporate action by any method, explain briefly in a footnote. **N/A**

4. Furnish particulars (details) concerning any options, warrants, or rights outstanding at the end of the year for others to purchase securities of the respondent or any securities or other assets owned by the respondent, including prices, expiration dates, and other material information relating to exercise of the options, warrants, or rights. Specify the amount of such securities or assets so entitled to be purchased by an officer, director, associated company, or any of the ten largest security holders. This instruction is inapplicable to convertible securities or to any securities substantially all of which are outstanding in the hands of the general public where the options, warrants, or rights were issued on a prorata basis. **N/A**

1. Give date of the latest closing of the stock book prior to end of year, and state the purpose of such closing:

**Stock books are not closed prior to the end of the year.**

2. State the total number of votes cast at the latest general meeting prior to the end of year for election of directors of the respondent and number of such votes cast by proxy:

Total: **100**

By Proxy: **0**

**Business of the meeting was conducted by unanimous consent of the sole shareholder, IntegrYS Holding, Inc., on May 31, 2024.**

3. Give the date and place of such meeting:

**In lieu of an annual meeting, business was conducted by unanimous consent of the sole shareholder, IntegrYS Holding, Inc., on May 31, 2024.**

Name of Respondent	This Report Is:	Date of Report	Year of Report
Michigan Gas Utilities Corporation	(1) <input checked="" type="checkbox"/> An Original (2) <input type="checkbox"/> A Resubmission	(Mo, Da, Yr) April 29, 2025	December 31, 2024

**SECURITY HOLDERS AND VOTING POWERS (Continued)**

Line	Name (Title) and Address of Security Holder (a)	VOTING SECURITIES			
		Number of votes as of (date):			
		Total Votes (b)	Common Stock (c)	Preferred Stock (d)	Other (e)
4	TOTAL votes all voting securities	100	100		
5	TOTAL number of security holders	1	1		
6	TOTAL votes of security holders listed below	100	100		
7	Integrys Holding, Inc.			100	
8	231 West Michigan Street				
9	Milwaukee, WI 53203				
10					
11					
12					
13					
14					
15					
16					
17					
18					
19					
20					
21					
22					
23					
24					
25					
26					
27					
28					
29					
30					
31					
32					
33					
34					
35					

**# RESPONSE/NOTES TO INSTRUCTION #**

- 2 Not Applicable.
- 3 Not Applicable.
- 4 Not Applicable.

Name of Respondent	This Report Is: (1) <input checked="" type="checkbox"/> An Original (2) <input type="checkbox"/> A Resubmission	Date of Report (Mo, Da, Yr) April 29, 2025	Year of Report December 31, 2024
--------------------	---	--	-------------------------------------

**IMPORTANT CHANGES DURING THE YEAR**

Give particulars (details) concerning the matters indicated below. Make the statements explicit and precise, and number them in accordance with the inquiries. Each inquiry should be answered. Enter "none", "not acceptable" or "NA" where applicable. If information which answers an inquiry is given elsewhere in the report, make a reference to the schedule in which it appears.

1. Changes in and important additions to franchise rights: Describe the actual consideration given therefor and state from whom the franchise rights were acquired. If acquired without the payment of consideration, state that fact.
2. Acquisition of ownership in other companies by reorganization, merger, or consolidation with other companies: Give names of companies involved, particulars concerning the transactions, name of the Commission authorizing the transaction, and reference to Commission authorization.
3. Purchase or sale of an operating unit or system: Give a brief description of the property, and of the transactions relating thereto, and reference to Commission authorization, if any was required. Give date journal entries called for by the Uniform System of Accounts were submitted to the Commission.
4. Important leaseholds (other than leaseholds for natural gas lands) that have been acquired or given, assigned or surrendered: Give effective dates, lengths of terms, names of parties, rents and other conditions. State name of Commission authorizing lease and give reference to such authorization.
5. Important extension or reduction of transmission or distribution system: State territory added or relinquished and date operations began or ceased and give reference to Commission authorization, if any was required. State also the approximate number of customers added or lost and approximate annual revenues of each class of service. Each natural gas company must also state major new

continuing sources of gas made available to it from purchases, development, purchase contract or otherwise, giving location and approximate total gas volumes available, period of contracts, and other parties to any such arrangements etc.

6. Obligations incurred or assumed by respondent as guarantor for the performance by another of any agreement or obligation, including ordinary commercial paper maturing on demand or not later than one year after date of issue: State on behalf of whom the obligation was assumed and amount of the obligation. Give reference to Commission authorization if any was required.
7. Changes in articles of incorporation or amendments to charter: Explain the nature and purpose of such changes or amendments.
8. State the estimated annual effect and nature of any important wage scale changes during the year.
9. State briefly the status of any materially important legal proceedings pending at the end of the year, and the results of any such proceedings culminated during the year.
10. Describe briefly any materially important transactions of the respondent not disclosed elsewhere in this report in which an officer, director, security holder reported on page 106, voting trustee, associated company or known associate of any of these persons was a party or in which any such person had a material interest.
11. Estimated increase or decrease in annual revenues due to important rate changes: State effective date and approximate amount of increase or decrease of each revenue classification. State the number of customers affected.
12. If the important changes during the year relating to the respondent company appearing in the annual report to stockholders are applicable in every respect and furnish the data required by instructions 1 to 11 above, such notes may be attached to this page.

1. None.
2. None.
3. None.
4. MGU had no material leases as of December 31, 2024.
5. MGU did not add any gas sources in 2024. MGU has also not experienced any significant changes in its service territory.
6. None.
7. There have been no changes in 2024 to the Certificate of Incorporation, as amended February 9, 2006.
8. Average management increase for 2024 was 4.0%, effective January 1, 2024.  
UWUA Local 417 general wage increase was 3.95% plus an additional 90¢ per hour, effective January 12, 2024.  
Steelworkers Local 12295 general wage increase was 3.0%, effective January 16, 2024.

Name of Respondent	This Report Is: (1) <input checked="" type="checkbox"/> An Original (2) <input type="checkbox"/> A Resubmission	Date of Report (Mo, Da, Yr) April 29, 2025	Year of Report December 31, 2024
--------------------	---	--	-------------------------------------

**IMPORTANT CHANGES DURING THE YEAR (Continued)**

9. None.

10. None.

11. On August 30, 2023, a settlement order in MGUC's rate case U-21366 was issued. This order authorized a \$9,900,000 rate increase, effective January 1, 2024. This rate increase affected all MGUC customers. The estimated increase by rate class is as follows:

MICHIGAN PUBLIC SERVICE COMMISSION  
Michigan Gas Utilities Corporation  
Summary of Present and Proposed Revenue by Rate Schedule

MGUC Rate Schedule	Current Revenue \$	Proposed Revenue \$	Revenue Increase \$	Revenue Increase %
Residential	136,951,051	143,785,127	6,834,076	5.0%
General Service-Small (incl Com Ltg)	51,427,499	52,490,667	1,063,168	2.1%
General Service-Medium	12,046	12,115	69	0.6%
General Service-Large	6,657,698	6,764,209	106,511	1.6%
Special Contract	99,027	99,061	34	0.0%
TR-1 Transport	2,623,519	2,893,540	270,021	10.3%
TR-2 Transport	3,702,747	4,083,846	381,099	10.3%
TR-3 Transport	1,328,623	1,465,369	136,746	10.3%
Aggregated-Residential to Residential	9,228	10,740	1,512	16.4%
Aggregated-Small to Gnrl Svc-Small	893,479	985,822	92,343	10.3%
Aggregated-Small to Gnrl Svc-Medium	170,787	191,464	20,677	12.1%
Aggregated-Large to Gnrl Svc-Large	54,953	59,647	4,694	8.5%
Choice-Residential	5,990,359	6,782,992	792,633	13.2%
Choice-General Service-Small	2,370,028	2,561,752	191,724	8.1%
Choice-General Service-Medium	-	-	-	-
Choice-General Service-Large	46,028	50,330	4,302	9.4%
<b>Total MGUC</b>	<b>212,337,073</b>	<b>222,236,683</b>	<b>9,899,610</b>	<b>4.7%</b>

12. None.

Name of Respondent		This Report Is:	Date of Report	Year of Report
Michigan Gas Utilities Corporation		(1) <input checked="" type="checkbox"/> An Original (2) <input type="checkbox"/> A Resubmission	(Mo, Da, Yr) April 29, 2025	December 31, 2024
COMPARATIVE BALANCE SHEET (ASSETS AND OTHER DEBITS)				
Line No.	Title of Account (a)	Ref. Page No. (b)	Balance at Beginning of Year (c)	Balance at End of Year (d)
1	UTILITY PLANT			
2	Utility Plant (101-106, 114, 118)	200-201	640,190,055	681,686,070
3	Construction Work in Progress (107)	200-201	13,575,806	21,723,361
4	TOTAL Utility Plant (Enter Total of lines 2 and 3)		653,765,861	703,409,431
5	(Less) Accum. Prov. for Depr. Amort. Depl. (108, 111, 115, 119)		261,709,287	273,449,570
6	Net Utility Plant (Enter Total of line 4 less 5)		392,056,574	429,959,861
7	Nuclear Fuel (120.1-120.4, 120.6)		0	0
8	(Less) Accum. Prov. for Amort. of Nucl. Fuel Assemblies (120.5)		0	0
9	Net Nuclear Fuel (Enter Total of line 7 less 8)		0	0
10	Net Utility Plant (Enter Total of lines 6 and 9)		392,056,574	429,959,861
11	Utility Plant Adjustments (116)	122-123	0	0
12	Gas Stored-Base Gas (117.1)	220	3,132,625	3,132,625
13	System Balancing Gas (117.2)	220	0	0
14	Gas Stored in Reservoirs and Pipelines-Noncurrent (117.3)	220	0	0
15	Gas Owed to System Gas (117.4)	220	0	0
16	OTHER PROPERTY AND INVESTMENTS			
17	Nonutility Property (121)	221	0	0
18	(Less) Accum. Prov. for Depr. and Amort. (122)	221	0	0
19	Investments in Associated Companies (123)	222-223	0	0
20	Investments in Subsidiary Companies (123.1)	224-225	0	0
21	(For cost of Account 123.1 See Footnote Page 224, line 42)			
22	Noncurrent Portion of Allowances	---	0	0
23	Other Investments (124)	222-223,229	0	0
24	Sinking Funds (125)		0	0
25	Depreciation Fund (126)		0	0
26	Amortization Fund - Federal (127)		0	0
27	Other Funds (128)		20,807,183	23,342,679
28	LT Portion of Derivative Assets (175)		0	6,630
29	LT Portion of Derivative Assets - Hedges (176)		0	0
30	TOTAL Other Property and Investments (Total of lines 17 thru 29)		20,807,183	23,349,309
31	CURRENT AND ACCRUED ASSETS			
32	Cash (131)	---	0	0
33	Special Deposits (132-134)	---	1,511,559	17,542
34	Working Fund (135)	---	0	0
35	Temporary Cash Investments (136)	222-223	0	0
36	Notes Receivable (141)	228A	0	0
37	Customer Accounts Receivable (142)	228A	22,098,736	19,900,494
38	Other Accounts Receivable (143)	228A	2,988,789	3,843,126
39	(Less) Accum. Prov. for Uncoll. Acct.-Credit (144)	228A	2,773,793	2,912,346
40	Notes Receivable from Associated Companies (145)	228B	0	0
41	Accounts Receivable from Associated Companies (146)	228B	3,278,644	4,634,132
42	Fuel Stock (151)	228C	0	0
43	Fuel Stock Expenses Undistributed (152)	228C	0	0
44	Residuals (Elec) and Extracted Products (Gas) (153)	228C	0	0
45	Plant Materials and Operating Supplies (154)	228C	1,845,069	2,028,892
46	Merchandise (155)	228C	0	0
47	Other Materials and Supplies (156)	228C	0	0
48	Nuclear Material Held for Sale (157)	228C	0	0

Name of Respondent		This Report Is:	Date of Report	Year of Report
Michigan Gas Utilities Corporation		(1) <input checked="" type="checkbox"/> An Original (2) <input type="checkbox"/> A Resubmission	(Mo, Da, Yr) April 29, 2025	December 31, 2024
COMPARATIVE BALANCE SHEET (ASSETS AND OTHER DEBITS) (Continued)				
Line No.	Title of Account (a)	Ref. Page No. (b)	Balance at Beginning of Year (c)	Balance at End of Year (d)
49	Allowances (158.1 and 158.2)	---	0	0
50	(Less) Noncurrent Portion of Allowances	---	0	0
51	Stores Expense Undistributed (163)	228C	0	0
52	Gas Stored Underground-Current (164.1)	220	24,190,858	19,416,811
53	Liquefied Natural Gas Stored and Held for Processing (164.2-164.3)	220	0	0
54	Prepayments (165)	226,230	695,334	845,050
55	Advances for Gas (166-167)	229	0	0
56	Interest and Dividends Receivable (171)	---	17	103
57	Rents Receivable (172)	---	0	0
58	Accrued Utility Revenues (173)	---	9,423,302	10,752,340
59	Miscellaneous Current and Accrued Assets (174)	---	12,099,332	16,503,277
60	Derivative Instrument Assets (175)		464,726	2,461,691
61	(Less) LT Portion of Derivative Instrument Assets (175)		0	6,630
62	Derivative Instrument Assets - Hedges (176)		0	0
63	(Less) Derivative Instrument Assets - Hedges (176)		0	0
64	TOTAL Current and Accrued Assets (Enter Total of lines 32 thru 63)		75,822,573	77,484,482
65	DEFERRED DEBITS			
66	Unamortized Debt Expenses (181)	259	514,502	611,086
67	Extraordinary Property Losses (182.1)	230	0	0
68	Unrecovered Plant & Regulatory Study Costs (182.2)	230	0	0
69	Other Regulatory Assets (182.3)	232	20,971,689	14,744,583
70	Prelim. Survey & Invest. Charges (Electric) (183)	---	0	0
71	Prelim. Survey & Invest. Charges (Gas) (183.1, 183.2)	231	0	0
72	Clearing Accounts (184)	---	0	0
73	Temporary Facilities	---	0	0
74	Miscellaneous Deferred Debits (186)	233	59,154,684	56,063,155
75	Def. Losses from Disposition of Utility Plant (187)	---	0	0
76	Research, Devel. And Demonstration Expend. (188)	352-353	0	0
77	Unamortized Loss on Reacquired Debt (189)	---	0	0
78	Accumulated Deferred Income Taxes (190)	234-235	10,776,368	9,552,456
79	Unrecovered Purchased Gas Costs (191)	---	0	0
80	TOTAL Deferred Debits (Enter Total of lines 66 thru 79)		91,417,243	80,971,280
81	TOTAL Assets and Other Debits (Enter Total of lines 10 - 15, 30, 64 and 80)		583,236,198	614,897,557

Name of Respondent	This Report Is:	Date of Report	Year of Report
Michigan Gas Utilities Corporation	(1) <input checked="" type="checkbox"/> An Original (2) <input type="checkbox"/> A Resubmission	(Mo, Da, Yr) April 29, 2025	December 31, 2024
<b>FOOTNOTE DATA</b>			
<b>Schedule Page: 110 Line No.: 38 Column (d)</b>			
Other Accounts Receivable (Account 143)			
Other A/R-Reconciliation account		\$	107,899
Other A/R-Miscellaneous			7,282
A/R due from trust			3,285
Other A/R-Miscellaneous Gas Sales			413,495
Customer A/R Non-utility Services			3,311,165
TOTAL		\$	3,843,126
<b>Schedule Page: 111 Line No.: 69 Column (d)</b>			
Other Regulatory Assets (Account 182.3)			
ARO Gas		\$	2,151,283
Derivatives-Gas Sys Sup-Current			147,145
Gas Def Tax - MI Law Change			1,350,739
Gas Federal FAS 109			563,301
Gas State FAS109			171,216
MGU Deferred Depreciation			1,250,000
MGU Digitization Project Deferral			(106,305)
MGU Residential Income Allowance (RIA)			13,442
MGU Senior Assistance Program (SIA)			9,594
Pensions			4,410,594
Purch Acctg - PEC Merger and Aquila			1,954,513
Purch Acctg - WEC Energy Group Merger			2,785,436
Reserve			(98,261)
2016-2021 Settlement Acctg - WACC			141,886
TOTAL		\$	14,744,583
<b>Schedule Page: 111 Line No.: 74 Column (d)</b>			
Miscellaneous Deferred Debits (Account 186)			
Goodwill		\$	34,517,361
Misc Def Debits - Area Expansion Program			822,568
Misc Def Debits - Union Business			(1,131)
Misc Def Debits - WEC OSIP			(11,335)
Regulatory Asset - Clean-Up Gas Expenditures			15,517,692
Trademarks			5,218,000
TOTAL		\$	56,063,155

Name of Respondent		This Report Is:	Date of Report	Year of Report
Michigan Gas Utilities Corporation		(1) <input checked="" type="checkbox"/> An Original (2) <input type="checkbox"/> A Resubmission	(Mo, Da, Yr) April 29, 2025	December 31, 2024
COMPARATIVE BALANCE SHEET (LIABILITIES AND OTHER CREDITS)				
Line No.	Title of Account (a)	Ref. Page No. (b)	Balance at Beginning of Year (c)	Balance at End of Year (d)
1	PROPRIETARY CAPITAL			
2	Common Stock Issued (201)	250-251	100	100
3	Preferred Stock Issued (204)	250-251	0	0
4	Capital Stock Subscribed (202, 205)	252	0	0
5	Stock Liability for Conversion (203, 206)	252	0	0
6	Premium on Capital Stock (207)	252	181,553,397	181,553,397
7	Other Paid-In Capital (208-211)	253	126,491	147,308
8	Installments received on Capital Stock (212)	252	0	0
9	(Less) Discount on Capital Stock (213)	254	0	0
10	(Less) Capital Stock Expense (214)	254	0	0
11	Retained Earnings (215, 215.1, 216)	118-119	37,561,367	44,327,945
12	Unappropriate Undistributed Subsidiary Earnings (216.1)	118-119	0	0
13	(Less) Reacquired Capital Stock (217)	250-251	0	0
14	Accumulated Other Comprehensive Income (219)	117	0	0
15	TOTAL Proprietary Capital (Enter Total of lines 2 thru 14)		219,241,355	226,028,750
16	LONG-TERM DEBT			
17	Bonds (221)	256-257	150,000,000	175,000,000
18	(Less) Reacquired Bonds (222)	256-257	0	0
19	Advances from Associated Companies (223)	256-257	0	0
20	Other Long-Term Debt (224)	256-257	0	0
21	Unamortized Premium on Long-Term Debt (225)	258-259	0	0
22	(Less) Unamortized Discount on Long-Term Debt-Debit (226)	258-259	0	0
23	(Less) Current Portion of Long-Term Debt		0	60,000,000
24	TOTAL Long-Term Debt (Enter Total of lines 17 thru 23)		150,000,000	115,000,000
25	OTHER NONCURRENT LIABILITIES			
26	Obligations Under Capital Leases-Noncurrent (227)	---	0	0
27	Accumulated Prov. For Property Insurance (228.1)	---	0	0
28	Accumulated Prov. For Injuries and Damages (228.2)	---	34,016	13,434
29	Accumulated Prov. For Pensions and Benefits (228.3)	---	1,450,315	1,443,021
30	Accumulated Misc. Operating Provisions (228.4)	---	14,201,000	12,005,000
31	Accumulated Provision for Rate Refunds (229)	---	0	0
32	Long-Term Portion of Derivative Instrument Liabilities		0	0
33	Long-Term Portion of Derivative Instrument Liabilities - Hedges		0	0
34	Asset Retirement Obligations (230)		910,828	963,641
35	TOTAL Other Noncurrent Liabilities (Enter Total of lines 26 thru 34)		16,596,159	14,425,096
36	CURRENT AND ACCRUED LIABILITIES			
37	Current Portion of Long-Term Debt			60,000,000
38	Notes Payable (231)	260A	0	0
39	Accounts Payable (232)	---	22,104,910	22,782,214
40	Notes Payable to Associated Companies (233)	260B	33,300,000	36,100,000
41	Accounts Payable to Associated Companies (234)	260B	4,464,804	3,304,853
42	Customer Deposits (235)	---	2,394	2,300
43	Taxes Accrued (236)	262-263	9,187,822	9,693,334
44	Interest Accrued (237)	---	1,725,650	1,968,971
45	Dividends Declared (238)	---	0	0
46	Matured Long-Term Debt (239)	---	0	0

Name of Respondent		This Report Is:	Date of Report	Year of Report
Michigan Gas Utilities Corporation		(1) <input checked="" type="checkbox"/> An Original (2) <input type="checkbox"/> A Resubmission	(Mo, Da, Yr) April 29, 2025	December 31, 2024
<b>COMPARATIVE BALANCE SHEET (LIABILITIES AND OTHER CREDITS) (Continued)</b>				
Line No.	Title of Account (a)	Ref. Page No. (b)	Balance at Beginning of Year (c)	Balance at End of Year (d)
47	Matured Interest (240)		0	0
48	Tax Collections Payable (241)		528,309	617,241
49	Misc. Current and Accrued Liabilities (242)	268	15,814,750	13,124,463
50	Obligations Under Capital Leases-Current (243)		0	0
51	Derivative Instrument Liabilities (244)		1,407,811	67,780
52	(Less) LT Portion of Derivative Instrument Liabilities		0	0
53	Derivative Instrument Liabilities - Hedges (245)		0	0
54	(Less LT Portion of Derivative Instrument Liabilities - Hedges)		0	0
55	Federal Income Taxes Accrued for Prior Years (246)		0	0
56	State and Local Taxes Accrued for Prior Years (246.1)		0	0
57	Federal Income Taxes Accrued for Prior Years - Adjustments (247)		0	0
58	State and Local Taxes Accrued for Prior Years - Adjustments (247.1)		0	0
59	TOTAL Current and Accrued Liabilities (Enter Total of lines 37 thru 58)		88,536,450	147,661,156
60	DEFERRED CREDITS			
61	Customer Advances for Construction (252)		0	0
62	Accumulated Deferred Investment Tax Credits (255)	267	378,221	365,097
63	Deferred Gains from Disposition of Utility Plt. (256)		0	0
64	Other Deferred Credits (253)	269	89,350	87,453
65	Other Regulatory Liabilities (254)	278	27,729,187	24,672,708
66	Unamortized Gain on Reacquired Debt (257)		0	0
67	Accum Deferred Income Taxes - Accelerated Amortization (281)		0	0
68	Accumulated Deferred Income Taxes - Other Property (282)	275	67,922,706	73,468,325
69	Accumulated Deferred Income Taxes - Other (283)	276B	12,742,770	13,188,972
70	TOTAL Deferred Credits (Enter Total of lines 61 thru 69)		108,862,234	111,782,555
71	TOTAL Liabilities and Other Credits (Enter Total of lines 15, 24, 35, 59 and 70)		583,236,198	614,897,557

Name of Respondent	This Report Is:	Date of Report	Year of Report
Michigan Gas Utilities Corporation	(1) <input checked="" type="checkbox"/> An Original (2) <input type="checkbox"/> A Resubmission	(Mo, Da, Yr) April 29, 2025	December 31, 2024
<b>FOOTNOTE DATA</b>			
<b>Schedule Page: 113 Line No.: 64 Column (d)</b>			
Other Deferred Credits (Account 253)			
WEC Energy Group perf unit liab		\$	85,412
Outstanding checks cancelled			2,041
TOTAL		\$	87,453
<b>Schedule Page: 113 Line No.: 65 Column (d)</b>			
Other Regulatory Liabilities (Account 254)			
2010 Health Care Leg		\$	7,140
2017 Tax Reform Impact Gas			1,372,371
Derivatives - Gas Sys Sup-Current			2,405,436
Derivatives - Gas Sys Sup-LT			6,630
Federal Gas FAS109			13,102,755
Federal Gas FAS109 Protected			5,347,839
Federal Gas ITC/Other			(64,701)
MI Credit C - ARAM True Up			178,152
MRP Rider			160,010
OPEB			1,150,271
State Gas FAS109			836,345
State Gas FAS109 Protected			341,352
State Gas ITC/Other			19,174
Tax Reform Remeasure - Gas MI			(38,226)
Tax Reform Savings - Gas MI			(151,840)
TOTAL		\$	24,672,708

Name of Respondent	This Report Is: (1) <input checked="" type="checkbox"/> An Original (2) <input type="checkbox"/> A Resubmission	Date of Report (Mo, Da, Yr) April 29, 2025	Year of Report December 31, 2024
Michigan Gas Utilities Corporation			

**STATEMENT OF INCOME FOR THE YEAR**

1. Report amounts for accounts 412 and 413, *Revenue and Expenses from Utility Plant Leased to Others*, in another utility column (l, k, m, o) in a similar manner to a utility department. Spread the amount(s) over lines 02 thru 24 as appropriate. Include these amounts in columns (c) and (d) totals.

2. Report amounts in account 414, *Other Utility Operating Income*, in the same manner as accounts 412 and 413 above.

3. Report data for lines 7, 9 and 10 for Natural Gas companies using accounts 404.1, 404.2, 404.3, 407.1, and 407.2.

4. Use page 122 for Important notes regarding the statement of income or any account thereof.

5. Give concise explanations concerning unsettled rate proceedings where a contingency exists such that refunds of a material amount may need to be made to the utility's customers or which may result in a material refund to the utility with respect to power or gas purchases. State for each year affected the gross revenues or costs to which the contingency relates and the tax effects together with an explanation of the major factors which affect the rights of the utility to retain such revenues or recover amounts paid with respect to power and gas purchases.

6. Give concise explanations concerning significant amounts of any refunds made or received during the year.

Line No.	Account (a)	Ref. Page No. (b)	TOTAL	
			Current Year (c)	Previous Year (d)
1	UTILITY OPERATING INCOME			
2	Gas Operating Revenues (400)	300-301	159,259,257	172,282,587
3	Operating Expenses			
4	Operation Expenses (401)	320-325	91,303,425	114,113,889
5	Maintenance Expenses (402)	320-325	4,055,809	3,423,042
6	Depreciation Expenses (403)	336-338	17,672,309	15,780,604
7	Depreciation Expense for Asset Retirement Costs (403.1)		0	0
8	Amort. & Depl. Of Utility Plant (404-405)	336-338	3,100,601	3,093,897
9	Amort. Of Utility Plant Acq. Adj. (406)	336-338	0	0
10	Amort. Of Property Losses, Unrecovered Plant and Regulatory Study Costs (407.1)		0	0
11	Amort. Of Conversion Expenses (407.2)		0	0
12	Regulatory Debits (407.3)		0	0
13	(Less) Regulatory Credits (407.4)		0	0
14	Taxes Other Than Income Taxes (408.1)	262-263	5,556,490	8,881,635
15	Income Taxes - Federal (409.1)	262-263	877,059	3,290,691
16	Income Taxes - Other (409.1)	262-263	(34,389)	852,588
17	Provision for Deferred Income Taxes (410.1)	234, 272-277	38,141,751	19,592,759
18	(Less) Provision for Deferred Income Taxes Cr. (411.1)	234, 272-277	32,366,636	19,755,807
19	Investment Tax Credit Adj. - Net (411.4)	266	(13,124)	(17,869)
20	(Less) Gains from Disp. Of Utility Plant (411.6)		0	0
21	Losses from Disp. Of Utility Plant (411.7)		0	0
22	(Less) Gains from Disposition of Allowances (411.8)		0	0
23	Losses from Disposition of Allowances (411.9)		0	0
24	Accretion Expense (411.10)		0	0
25	TOTAL Utility Operating Expenses (Enter Total of lines 4 thru 24)		128,293,295	149,255,429
26	Net Utility Operating Income (Enter Total of line 2 less 25) (Carry forward to page 117, line 27)		30,965,962	23,027,158

Name of Respondent	This Report Is:	Date of Report	Year of Report
Michigan Gas Utilities Corporation	(1) <input checked="" type="checkbox"/> An Original (2) <input type="checkbox"/> A Resubmission	(Mo, Da, Yr) April 29, 2025	December 31, 2024

**STATEMENT OF INCOME FOR THE YEAR (Continued)**

resulting from settlement of any rate proceeding affecting revenues received or costs incurred for power or gas purchases, and a summary of the adjustments made to balance sheet, income, and expenses accounts.

7. If any notes appearing in the report to stockholders are applicable to this Statement of Income, such notes may be attached at page 122.

8. Enter on page 122 a concise explanation of only those changes in accounting methods made during the year which had an effect on net income, including the

basis of allocations and apportionments from those used in the preceding year. Also give the approximate dollar effect of such changes.

9. Explain in a footnote if the previous year's figures are different from that reported in prior reports.

10. If the columns are insufficient for reporting additional utility departments, supply the appropriate account titles, lines 2 to 23, and report the information in the blank space on page 122 or in a supplemental statement.

ELECTRIC UTILITY		GAS UTILITY		OTHER UTILITY		Line No.
Current Year	Previous Year	Current Year	Previous Year	Current Year	Previous Year	
(e)	(f)	(e)	(f)	(e)	(f)	
						1
		159,259,257	172,282,587			2
						3
		91,303,425	114,113,889			4
		4,055,809	3,423,042			5
		17,672,309	15,780,604			6
		0	0			7
		3,100,601	3,093,897			8
		0	0			9
		0	0			10
		0	0			11
		0	0			12
		0	0			13
		5,556,490	8,881,635			14
		877,059	3,290,691			15
		(34,389)	852,588			16
		38,141,751	19,592,759			17
		32,366,636	19,755,807			18
		(13,124)	(17,869)			19
		0	0			20
		0	0			21
		0	0			22
		0	0			23
		0	0			24
		128,293,295	149,255,429			25
		30,965,962	23,027,158			26

Name of Respondent Michigan Gas Utilities Corporation	This Report Is: (1) <input checked="" type="checkbox"/> An Original (2) <input type="checkbox"/> A Resubmission	Date of Report (Mo, Da, Yr) April 29, 2025	Year of Report December 31, 2024
--	---	--	-------------------------------------

**STATEMENT OF INCOME PER THE YEAR (Continued)**

Line No.	Account (a)	Ref. Page No. (b)	TOTAL	
			Current Year (c)	Previous Year (d)
27	Net Utility Operating Income (Carried forward from Page 114)	- - -	30,965,962	23,027,158
28	Other Income and Deductions			
29	Other Income			
30	Nonutility Operating Income			
31	Revenue From Merchandising, Jobbing and Contract Work (415)		0	0
32	(Less) Costs and Exp. Of Merchandising, Job & Contract Work (416)		0	0
33	Revenue From Non Utility Operations (417)		0	0
34	(Less) Expenses of Nonutility Operations (417.1)		0	0
35	Nonoperating Rental Income (418)		0	0
36	Equity in Earnings of Subsidiary Companies (418.1)	119	0	0
37	Interest and Dividend Income (419)		8,856	11,739
38	Allowance for Other Funds Used During Construction (419.1)		423,830	291,627
39	Miscellaneous Nonoperating Income (421)		19,230	14,196
40	Gain on Disposition of Property (421.1)		20,915	0
41	TOTAL Other Income (Enter Total of lines 31 thru 40)		472,831	317,562
42	Other Income Deductions			
43	Loss on Disposition of Property (421.2)		13,504	0
44	Miscellaneous Amortization (425)	340	0	0
45	Donations (426.1)	340	69,887	68,707
46	Life Insurance (426.2)	340	0	0
47	Penalties (426.3)	340	9	3,777
48	Expenditures for Certain Civic, Political, and Related Activities (426.4)	340	12,764	39,430
49	Other Deductions (426.5)	340	8,428	6,104
50	TOTAL Other Income Deductions (Total of lines 43 thru 49)		104,592	118,018
51	Taxes Applic. To Other Income and Deductions			
52	Taxes Other Than Income Taxes (408.2)	262-263	225	225
53	Income Taxes -- Federal (409.2)	262-263	62,687	22,681
54	Income Taxes -- Other (409.2)	262-263	19,054	6,894
55	Provision for Deferred Inc. Taxes (410.2)	234, 272-277	14,925	67,552
56	(Less) Provision for Deferred Income Taxes -- Cr. (411.2)	234, 272-277	14,925	67,552
57	Investment Tax Credit Adj. -- Net (411.5)		0	0
58	(Less) Investment Tax Credits (420)		0	0
59	TOTAL Taxes on Other Inc. and Ded. (Total of lines 52 thru 58)		81,966	29,800
60	Net Other Income and Deductions (Enter Total of lines 41, 50, 59)		286,273	169,744
61	Interest Charges			
62	Interest on Long-Term Debt (427)		5,016,321	4,773,000
63	Amort. Of Debt Disc. And Expenses (428)	258-259	149,298	143,050
64	Amortization of Loss on Reacquired Debt (426.1)		0	0
65	(Less) Amort. Of Premium on Debt-Credit (429)	258-259	0	0
66	(Less) Amortization of Gain on Reacquired Debt-Credit (429.1)		0	0
67	Interest on Debt to Assoc. Companies (430)	340	2,209,655	1,742,817
68	Other Interest Expenses (431)	340	1,305,938	1,616,239
69	(Less) Allowance for Borrowed Funds Used During Construction-Cr. (432)		(195,553)	(98,586)
70	Net Interest Charges (Enter Total of lines 62 thru 69)		8,485,659	8,176,520
71	Income Before Extraordinary Items (Enter Total of lines 27, 60 and 70)		22,766,576	15,020,382
72	Extraordinary Items			
73	Extraordinary Income (434)		0	0
74	(Less) Extraordinary Deductions (435)		0	0
75	Net Extraordinary Items (Enter Total of line 73 less line 74)		0	0
76	Income Taxes--Federal and Other (409.3)	262-263	0	0
77	Extraordinary Items After Taxes (Enter Total of line 75 less line 76)		0	0
78	Net Income (Enter Total of lines 71 and 77)		22,766,576	15,020,382

This page intentionally left blank.

Name of Respondent	This Report is:	Date of Report:	Year of Report
Michigan Gas Utilities Corporation	(1) <input checked="" type="checkbox"/> An Original (2) <input type="checkbox"/> A Resubmission	(Mo, Da, Yr) April 29, 2025	December 31, 2024

**RECONCILIATION OF DEFERRED INCOME TAX EXPENSE**

1. Report on this page the charges to accounts 410, 411 and 420 reported in the contra accounts 190, 281, 282, 283 and 284.

2. The charges to the subaccounts of 410 and 411 found on pages 114-117 should agree with the subaccount totals reported on these pages.

In the event the deferred income tax expenses reported on pages 114-117 do not directly reconcile with the amounts found on these pages, then provide the additional information requested in instruction #3, on a separate page.

Line No.		Electric Utility	Gas Utility
1	Debits to Account 410 from:		
2	Account 190		5,336,671
3	Account 281		-
4	Account 282		29,113,163
5	Account 283		3,691,917
6	Account 284		-
7	Reconciling Adjustments		-
8	TOTAL Account 410.1 (on pages 114-115 line 16)		38,141,751
9	TOTAL Account 410.2 (on page 117 line 49)		
10	Credits to Account 411 from:		
11	Account 190		(4,970,034)
12	Account 281		-
13	Account 282		(24,123,699)
14	Account 283		(3,272,903)
15	Account 284		-
16	Reconciling Adjustments		-
17	Total Account 411.1 (on pages 114-15 line 17)		(32,366,636)
18	Total Account 411.2(on page 117 line 50)		
19	Net ITC Adjustment:		
20	ITC Utilized for the Year DR		(13,124)
21	ITC Amortized for the Year CR		-
22	ITC Adjustments:		-
23	Adjust last year's estimate to actual per filed return		-
24	Other (specify)		-
25	Net Reconciling Adjustments Account 411.4*		(13,124)
26	Net Reconciling Adjustments Account 411.5**		
27	Net Reconciling Adjustments Account 420***		

\* on pages 114-15 line 16

\*\* on page 117 line 47

\*\*\* on page 117 line 48

Name of Respondent	This Report is:	Date of Report:	Year of Report
Michigan Gas Utilities Corporation	(1) <input checked="" type="checkbox"/> An Original (2) <input type="checkbox"/> A Resubmission	(Mo, Da, Yr) April 29, 2025	December 31, 2024

**RECONCILIATION OF DEFERRED INCOME TAX EXPENSE (Continued)**

3. (a) Provide a detail reconciliation of the applicable deferred income tax expense subaccount(s) reported on pages 114-117 with the amount reported on these pages.  
 (b) Identify all contra accounts (other than accounts 190 and 281-284).  
 (c) Identify the company's regulatory authority to utilize a contra accounts other than accounts 190 or 281-284 for the recording of deferred income tax expense(s).

Other Utility	Total Utility	Other Income	Total Company	Line No.
	5,336,671	-	5,336,671	1
	-	-	-	2
	29,113,163	14,925	29,128,088	3
	3,691,917	-	3,691,917	4
	-	-	-	5
	-	-	-	6
	-	-	-	7
	38,141,751			8
		14,925		9
	(4,970,034)	-	(4,970,034)	10
	-	-	-	11
	(24,123,699)	(14,925)	(24,138,624)	12
	(3,272,903)	-	(3,272,903)	13
	-	-	-	14
	-	-	-	15
	-	-	-	16
	(32,366,636)			17
		(14,925)		18
	(13,124)	-	(13,124)	19
	-	-	-	20
	-	-	-	21
	-	-	-	22
	-	-	-	23
	-	-	-	24
	(13,124)	-		25
		-		26
		-		27

Name of Respondent	This Report Is:	Date of Report	Year of Report
Michigan Gas Utilities Corporation	(1) <input checked="" type="checkbox"/> An Original (2) <input type="checkbox"/> A Resubmission	(Mo, Da, Yr) April 29, 2025	December 31, 2024

**STATEMENT OF RETAINED EARNINGS FOR THE YEAR**

1. Report all changes in appropriated retained earnings, unappropriated retained earnings, and unappropriated undistributed subsidiary earnings for the year.
2. Each credit and debit during the year should be identified as to the retained earnings account in which recorded (Accounts 433, 436-439 inclusive). Show the contra primary account affected in column (b).
3. State the purpose and amount for each reservation or appropriation of retained earnings.
4. List first account 439 (Adjustments to Retained Earnings), reflecting adjustments to the opening balance of retained earnings. Follow by credit, then debit, items in that order.
5. Show dividends for each class and series of capital stock.
6. Show separately the State and Federal income tax effect of items shown in account 439 (Adjustments to Retained Earnings).
7. Explain in a footnote the basis for determining the amount reserved or appropriated. If such reservation or appropriation is to be recurrent, state the number and annual amounts to be reserved or appropriated as well as the totals eventually to be accumulated.
8. If any notes appearing in the report to stockholders are applicable to this statement, include them at page 122.

Line No.	Item (a)	Contra Primary Account Affected (b)	Amount (c)
	UNAPPROPRIATED RETAINED EARNINGS (Account 216)		
1	Balance-Beginning of Year		21,561,367
2	Changes ( <i>Identify by prescribed retained earnings accounts</i> )		
3	Adjustments to Retained Earnings (Account 439)		
4	Credit:		
5	Credit:		
6	Credit:		
7	Credit:		
8	TOTAL Credits to Retained Earnings (439)		
9	Debit:		
10	Debit:		
11	Debit:		
12	Debit:		
13	TOTAL Debits to Retained Earnings (439)		
14	Balance Transferred from Income (Account 433 Less Account 418.1)		22,766,576
15	Appropriations of Retained Earnings (Account 436)		
16			
17			
18			
19			
20			
21	TOTAL Appropriations of Retained Earnings (Account 436)		
22	Dividends Declared-Preferred Stock (Account 437)		
23			
24			
25			
26			
27			
28	TOTAL Dividends Declared-Preferred Stock (Account 437)		

Name of Respondent Michigan Gas Utilities Corporation		This Report Is: (1) <input checked="" type="checkbox"/> An Original (2) <input type="checkbox"/> A Resubmission	Date of Report (Mo, Da, Yr) April 29, 2025	Year of Report December 31, 2024
<b>STATEMENT OF RETAINED EARNINGS FOR THE YEAR (Continued)</b>				
Line No.	Item (a)	Contra Primary Account Affected (b)	Amount (c)	
29	Dividends Declared-Common Stock ( Account 438)		(16,000,000)	
30				
31				
32				
33				
34				
35	TOTAL Dividends Declared-Common Stock (Account 438)		(16,000,000)	
36	Transfers from Account 216.1 Unappropriated Undistributed Subsidiary Earnings			
37	Balance - End of the Year <i>(Enter Total of lines 1 thru 36)</i>		28,327,943	
<b>APPROPRIATED RETAINED EARNINGS (Account 215)</b>				
State balance and purpose of each appropriated retained earnings amount at end of year and give accounting entries for any applications of appropriated retained earnings during the year.				
38				
39				
40				
41				
42				
43	TOTAL Appropriated Retained Earnings (Account 215)			
<b>APPROPRIATED RETAINED EARNINGS-AMORTIZATION RESERVE, FEDERAL (Account 215.1)</b>				
State below the total amount set aside through appropriations of retained earnings, as of the end of the year, in compliance with the provisions of Federally granted hydroelectric project licenses held by the respondent. If any reductions or changes other than the normal annual credits hereto have been made during the year, explain such items in a footnote.				
44	TOTAL Appropriated Retained Earnings-Amortization Reserve, Federal (Account 215.1)			
45	TOTAL Appropriated Retained Earnings (Account 215 & 215.1)			
46	TOTAL Retained Earnings (Accounts 215, 215.1 & 216)		28,327,943	
<b>UNAPPROPRIATED UNDISTRIBUTED SUBSIDIARY EARNINGS (Account 216.1)</b>				
47	Balance-Beginning of Year (Debit or Credit)			
48	Equity in Earnings for Year (Credit) (Account 418.1)			
49	(Less) Dividends Received (Debit)			
50	Other Changes <i>(Explain)</i>			
51	Balance-End of Year <i>(Enter Total of lines 47 thru 50)</i>			

Name of Respondent	This Report Is:	Date of Report	Year of Report
Michigan Gas Utilities Corporation	(1) <input checked="" type="checkbox"/> An Original (2) <input type="checkbox"/> A Resubmission	(Mo, Da, Yr) April 29, 2025	December 31, 2024

**STATEMENT OF CASH FLOWS**

1. If the notes to the cash flow statement in the respondents annual stockholders report are applicable to this statement, such notes should be attached to page 122. Information about noncash investing and financing activities should be provided on page 122. Provide also on page 122 a reconciliation between "Cash and Cash Equivalents at End of Year" with related amounts on the balance sheet.

2. Under "Other" specify significant amounts and group others.

3. Operating Activities-Other: Include gains and losses pertaining to operating activities only. Gains and losses pertaining to investing and financing activities should be reported in those activities. Show on page 122 the amounts of interest paid (net of amounts capitalized) and income taxes paid.

Line No.	Description (See instructions for Explanation of Codes) (a)	Current Year to Date (b)
1	Net Cash Flow from Operating Activities: (enter outflows from company as negative #s)	
2	Net Income (Line 72 on page 117)	22,766,576
3	Noncash Charges (Credits) to Income:	
4	Depreciation and Depletion	17,672,309
5	Amortization of Utility Plant	3,100,601
6	Amortization of Manufactured Gas Plant Clean-up Expenditures	1,002,943
7	Intangible Plant	0
8	Deferred Income Taxes (Net)	5,775,115
9	Investment Tax Credit Adjustment (Net)	(13,124)
10	Net (Increase) Decrease in Receivables	2,737,197
11	Net (Increase) Decrease in Inventory	4,590,225
12	Net (Increase) Decrease in Allowances Inventory	0
13	Net (Increase) Decrease in Payables and Accrued Expenses	(1,856,036)
14	Net (Increase) Decrease in Other Regulatory Assets	734,510
15	Net (Increase) Decrease in Other Regulatory Liabilities	(3,118,787)
16	(Less) Allowance for Other Funds Used During Construction	423,830
17	(Less) Undistributed Earnings from Subsidiary Companies	0
18	Other: (provide details in footnote)	(5,899,798)
19		
20		
21		
22	Net Cash Provided by (Used in) Operating Activities (Total of lines 2 thru 21)	47,067,901
23		
24	Cash Flows from Investment Activities:	
25	Construction and Acquisition of Plant (including land):	
26	Gross Additions to Utility Plant (less nuclear fuel)	(58,426,464)
27	Gross Additions to Nuclear Fuel	0
28	Gross Additions to Common Utility Plant	0
29	Gross Additions to Nonutility Plant	0
30	(Less) Allowance to Other Funds Used During Construction	195,553
31	Other: Def Notes Receivable - Loan	0
32		
33		
34	Cash Outflows for Plant (Total of lines 26 thru 33)	(58,622,017)
35		
36	Acquisition of Other Noncurrent Assets (d)	0
37	Proceeds from Disposal of Noncurrent Assets (d)	0
38		
39	Investments in and Advances to Assoc. and Subsidiary Companies	0
40	Contributions and Advances from Assoc. and Subsidiary Companies	0
41	Disposition of Investments in ( and Advances to)	
42	Associated and Subsidiary Companies	0
43		
44	Purchase of Investment Securities (a)	0
45	Proceeds from Sales of Investment Securities (a)	0

Name of Respondent	This Report Is:	Date of Report	Year of Report
Michigan Gas Utilities Corporation	(1) <input checked="" type="checkbox"/> An Original (2) <input type="checkbox"/> A Resubmission	(Mo, Da, Yr) April 29, 2025	December 31, 2024

**STATEMENT OF CASH FLOWS (Continued)**

<p>4. Investing Activities</p> <p>(a) Include at Other (line 31) net cash outflow to acquire other companies. Provide a reconciliation of asset acquired with liabilities assumed on page 122.</p> <p>(b) Do not include on this statement the dollar amount of leases capitalized per USofA General Instruction 20; instead provide a reconciliation of the dollar amount of leases capitalized with the plant cost on page 122.</p>	<p>5. Codes used:</p> <p>(a) Net proceeds or payments. (b)</p> <p>Bonds, debentures and other long-term debt. (c)</p> <p>Include commercial paper. (d)</p> <p>Identify separately such items as investments, fixed assets, intangibles, etc.</p> <p>6. Enter on Page 122 clarifications and explanations.</p>
---	---

Line No.	Description (See instructions No. 5 for Explanation of Codes) (a)	Current Year to Date (b)
46	Loans Made or Purchased	0
47	Collections on Loans	0
48		
49	Net (Increase) Decrease in Receivables	0
50	Net (Increase) Decrease in Inventory	0
51	Net (Increase) Decrease in Allowances Held for Speculation	0
52	Net Increase (Decrease) in Payables and Accrued Expenses	0
53	Other: (provide details in footnote)	0
54		
55		
56	Net Cash Provided by (Used in) Investing Activities	
57	(Total of lines 34 thru 55)	(58,622,017)
58		
59	Cash Flows from Financing Activities:	
60	Proceeds from Issuance of:	
61	Long Term Debt (b)	25,000,000
62	Preferred Stock	0
63	Common Stock	0
64	Other:	(245,884)
65	Dividend to Parent	(16,000,000)
66	Contribution from Parent	0
67	Inter-Company Notes Payable	2,800,000
68	Other: (provide details in footnote)	0
69	Net Decrease in Short-Term Debt	0
70		
71	Cash Provided by Outside Sources (Total of lines 61 thru 70)	11,554,116
72		
73	Payments for Retirement of:	
74	Long Term Debt (b)	0
75	Preferred Stock	0
76	Common Stock	0
77	Other:	0
78		
79	Net Decrease in Short-Term Debt (c)	0
80		
81	Dividends on Preferred Stock	0
82	Dividends on Common Stock	0
83	Net Cash Provided by (Used in) Financing Activities	
84	(Total of lines 71 thru 83)	11,554,116
85		
86	Net Increase (Decrease) in Cash and Cash Equivalents	
87	(Total of lines 22, 57 and 84)	0
88		
89	Cash and Cash Equivalents at Beginning of Year	0
90		
91	Cash and Cash Equivalents at End of Year	0

Name of Respondent	This Report Is:	Date of Report	Year of Report
Michigan Gas Utilities Corporation	(1) <input checked="" type="checkbox"/> An Original (2) <input type="checkbox"/> A Resubmission	(Mo, Da, Yr) April 29, 2025	December 31, 2024

**FOOTNOTE DATA**

**Schedule Page: 120 Line No.: 18 Column (b)**

Other Operating			
Contributions and Payments Related to Pension and OPEB Plans		\$	(91,878)
Unbilled Revenues			(1,329,038)
Prepaid Income Taxes			(2,610,309)
Other Prepayments			(149,716)
Recoveries from Customers			(3,640,781)
Other Current Assets			730,851
Other Deferred Assets and Liabilities			236,073
Pension & OPEB Expense			294,684
Stock Option Expense			20,817
Debt Amortizations			149,298
(Gain) Loss on Disposition of PP&E			(20,915)
Clearing A/C Depreciation			642,925
Miscellaneous Other			(131,811)
<b>TOTAL</b>		<b>\$</b>	<b>(5,899,800)</b>

Name of Respondent	This Report Is:	Date of Report (Mo, Da, Yr)	Year of Report
Michigan Gas Utilities Corporation	(1) <input checked="" type="checkbox"/> An Original (2) <input type="checkbox"/> A Resubmission	April 29, 2025	December 31, 2024

**NOTES TO FINANCIAL STATEMENTS**

1. Use the space below for important notes regarding the Balance Sheet, Statement of Income for the year, Statement of Retained Earnings for the year, and Statement of Cash Flows, or any account thereof. Classify the notes according to each basic statement, providing a subheading for each statement except where a note is applicable to more than one statement.

2. Furnish particulars (details) as to any significant contingent assets or liabilities existing at the end of year, including a brief explanation, of any action initiated by the Internal Revenue Service involving possible assessment of additional income taxes of material amount, or a claim for refund of income taxes of a material amount initiated by the utility. Give also a brief explanation of any dividends in arrears on cumulative preferred stock.

3. For Account 116, *Utility Plant Adjustments*, explain the origin of such amount, debits and credits during the year,

and plan of disposition contemplated, giving references to Commission orders of other authorizations respecting classification of amounts as plant adjustments and requirements as to disposition thereof.

4. Where Accounts 189, *Unamortized Loss on Reacquired Debt*, and 257, *Unamortized Gain on Reacquired Debt*, are not used, give an explanation, providing the rate treatment given these items. See general Instruction 17 of the Uniform System of Accounts.

5. Give a concise explanation of any retained earnings restrictions and state the amount of retained earnings affected by such restrictions.

6. If the notes to financial statements relating to the respondent company appearing in the annual report to the stockholders are applicable and furnish the data required by instructions above and on pages 114-121, such notes may be attached hereto.

Name of Respondent	This Report Is: (1) [ X ] An Original (2) [ ] A Resubmission	Date of Report (Mo, Da, Yr) April 29, 2025	Year of Report December 31, 2024
Michigan Gas Utilities Corporation			
NOTES TO FINANCIAL STATEMENTS (Continued) – Page 123			

## GLOSSARY OF TERMS AND ABBREVIATIONS

The abbreviations and terms set forth below are used throughout this report and have the meanings assigned to them below:

### Affiliates

IntegrYS	IntegrYS Holding, Inc.
WBS	WEC Business Services LLC
WE	Wisconsin Electric Power Company
WEC Energy Group	WEC Energy Group, Inc.
WPS	Wisconsin Public Service Corporation

### Federal and State Regulatory Agencies

FERC	Federal Energy Regulatory Commission
IRS	United States Internal Revenue Service
MPSC	Michigan Public Service Commission

### Accounting Terms

ARO	Asset Retirement Obligation
GAAP	Generally Accepted Accounting Principles
OPEB	Other Postretirement Employee Benefits

### Environmental Terms

GHG	Greenhouse Gas
-----	----------------

### Measurements

Dth	Dekatherm
-----	-----------

### Other Terms and Abbreviations

AIA	Affiliated Interest Agreement
ITC	Investment Tax Credit
GCRM	Gas Cost Recovery Mechanism
MCP	Marshall to Coldwater Pipeline
MRP	Main Replacement Program
Omnibus Stock Incentive Plan	WEC Energy Group Omnibus Stock Incentive Plan, Amended and Restated, Effective as of May 6, 2021
ROE	Return on Equity

Name of Respondent	This Report Is: (1) [ X ] An Original (2) [ ] A Resubmission	Date of Report (Mo, Da, Yr) April 29, 2025	Year of Report December 31, 2024
Michigan Gas Utilities Corporation			
NOTES TO FINANCIAL STATEMENTS (Continued) – Page 123			

**MICHIGAN GAS UTILITIES CORPORATION**  
**2024 FINANCIAL STATEMENT NOTES, MODIFIED FOR REQUIREMENTS OF THE FERC**  
**SUPPLEMENTAL NOTES TO FINANCIAL STATEMENTS**

**NOTE A--REGULATORY REPORTING IN THIS REPORT COMPARED TO GENERALLY ACCEPTED ACCOUNTING PRINCIPLES**

Our accounting records are maintained as prescribed by the MPSC. The accompanying financial statements have been prepared in accordance with the accounting requirements of these regulators, which differ from GAAP. We classify certain items in our accompanying Comparative Balance Sheet (primarily the components of accumulated depreciation, regulatory assets and liabilities, accumulated deferred income taxes, income tax receivables, certain miscellaneous current and accrued liabilities, and debt issuance costs and maturities of long-term debt) in a manner different from that required by GAAP.

**Regulatory Assets and Liabilities**

The following table reconciles our regulatory assets and liabilities as reported for GAAP purposes to regulatory assets and liabilities reported for regulatory purposes:

<i>(in millions)</i>	Regulatory Assets (Account 182.3)		Regulatory Liabilities (Account 254)	
	2024	2023	2024	2023
GAAP (See Note 5)	\$30.3	\$39.3	\$84.3	\$79.8
Regulatory reporting adjustments:				
Environmental remediation costs	(15.5)	(18.3)	-	-
Non-ARO cost of removal	-	-	(58.8)	(51.3)
ASU 2017-07 pension and postretirement non-service cost (See Note 14)			(0.8)	(0.8)
Other			-	-
MPSC Form P-522	\$14.8	\$21.0	\$24.7	\$27.7

We collect future removal costs in rates for many assets that do not have an associated legal ARO. The liability for the estimated future removal costs collected in rates is recognized for regulatory accounting purposes in Account 108 as part of accumulated depreciation. This classification differs from how we report such amounts for GAAP reporting purposes. For GAAP reporting purposes, this liability was classified as a regulatory liability on our Annual Report balance sheets. For further information, see property and depreciation in Note 1 of the Notes to Financial Statements that follow.

For GAAP reporting purposes, the asset associated with environmental remediation costs is reported as a regulatory asset. For MPSC reporting purposes, the asset is classified with Miscellaneous Deferred Debits.

The non-service components of our net periodic benefit costs that are capitalized to utility plant are reported as a regulatory asset or liability under GAAP.

**Deferred Income Tax Assets and Liabilities**

The following table reconciles our deferred income tax assets and liabilities as reported for GAAP purposes to deferred income tax assets and liabilities reported for regulatory purposes:

<i>(in millions)</i>	Deferred Tax Assets (Account 190)		Deferred Tax Liabilities (Account 282/283)	
	2024	2023	2024	2023
GAAP (See Note 11)	\$7.9	\$8.4	\$85.0	\$78.3
Regulatory reporting adjustments:				
Netting differences	1.7	2.4	1.7	2.4
MPSC Form P-522	\$9.6	\$10.8	\$86.7	\$80.7

Refer to Note B for details on the differences between GAAP and MPSC reporting for income taxes.

Name of Respondent	This Report Is: (1) <input checked="" type="checkbox"/> An Original (2) <input type="checkbox"/> A Resubmission	Date of Report (Mo, Da, Yr) April 29, 2025	Year of Report December 31, 2024
Michigan Gas Utilities Corporation			
NOTES TO FINANCIAL STATEMENTS (Continued) – Page 123			

**NOTE B--BASIS OF PRESENTATION**

The accompanying financial statements have been prepared in accordance with the accounting requirements of the MPSC, which differ from GAAP. As required by the MPSC, we reclassify certain items in our Annual Report in a manner different than the presentation in the GAAP financial statements, as described below.

- \* Removal costs that do not have an associated legal obligation are recognized as a component of accumulated depreciation, whereas these costs are recognized for GAAP as a regulatory liability.
- \* Current portions of long-term debt, if applicable, are reported as long-term debt, whereas GAAP reporting requires a current presentation of these liabilities.
- \* Debt issuance costs for executed debt offerings are reported as deferred debits, whereas GAAP reporting requires these liabilities to be netted with long-term debt.
- \* GAAP allows netting of deferred income tax assets and liabilities whereas the MPSC Form P-522 reflects a gross presentation.
- \* The non-service cost components of our net periodic benefit costs are recorded as a component of operating expenses, whereas GAAP requires these costs to be recorded outside of operating income. In addition, the non-service components of our net periodic benefit costs that are capitalized to utility plant are reported as a regulatory asset or liability under GAAP.

**NOTE C--SUBSEQUENT EVENTS**

Management has evaluated the impact of events occurring after December 31, 2023 up to March 21, 2025, the date the Company's U.S. GAAP financial statements were issued and has updated such evaluation for disclosure purposes through April 29, 2025. These financial statements include all necessary adjustments and disclosures resulting from these evaluations.

The following additional Notes to Consolidated Financial Statements are applicable to our GAAP financial statements.

Name of Respondent	This Report Is: (1) [ X ] An Original (2) [ ] A Resubmission	Date of Report (Mo, Da, Yr) April 29, 2025	Year of Report December 31, 2024
Michigan Gas Utilities Corporation			
NOTES TO FINANCIAL STATEMENTS (Continued) – Page 123			

**MICHIGAN GAS UTILITIES CORPORATION**  
**NOTES TO FINANCIAL STATEMENTS**  
**December 31, 2024**

**NOTE 1—SUMMARY OF SIGNIFICANT ACCOUNTING POLICIES**

**(a) Nature of Operations**—As used in these notes, the term “financial statements” includes the income statements, balance sheets, statements of cash flows, and statements of equity, unless otherwise noted. In this report, when we refer to “us,” “we,” “our,” or “ours,” we are referring to Michigan Gas Utilities Corporation.

We are a natural gas utility company that distributes, sells, and transports natural gas to customers in southern and western Michigan. We are subject to the jurisdiction of, and regulation by, the MPSC, which has general supervisory and regulatory powers over public utilities in Michigan. In addition, we are subject to the standards of conduct and affiliate rules of the FERC. We are a wholly owned subsidiary of Integrys, which is wholly owned by WEC Energy Group.

**(b) Basis of Presentation**—We prepare our financial statements in conformity with GAAP. We make estimates and assumptions that affect the reported amounts of assets and liabilities, the disclosure of contingent assets and liabilities at the date of the financial statements, and the reported amounts of revenues and expenses during the reporting period. Actual results may differ from these estimates.

**(c) Cash and Cash Equivalents**—Cash and cash equivalents include marketable debt securities with an original maturity of three months or less.

**(d) Operating Revenues**—The following discussion includes our significant accounting policies related to operating revenues. For additional required disclosures on disaggregation of operating revenues, see Note 3, Operating Revenues.

***Revenues from Contracts with Customers***

**Natural Gas Utility Operating Revenues**

We recognize natural gas utility operating revenues under requirements contracts with residential, commercial and industrial, and transportation customers served under our tariffs. Tariffs provide our customers with the standard terms and conditions, including rates, related to the services offered. Requirements contracts provide for the delivery of as much natural gas as the customer needs. These requirements contracts represent discrete deliveries of natural gas and constitute a single performance obligation satisfied over time. Our performance obligation is both created and satisfied with the transfer of control of natural gas upon delivery to the customer. For most of our customers, natural gas is delivered and consumed by the customer simultaneously. A performance obligation can be bundled to consist of both the sale and the delivery of the natural gas commodity. Our customers can purchase the commodity from a third party. In this case, the performance obligation only includes the delivery of the natural gas to the customer.

The transaction price of the performance obligations for our natural gas customers is valued using the rates, charges, terms, and conditions of service included in our tariffs, which have been approved by the MPSC. These rates often have a fixed component customer charge and a usage-based variable component charge. We recognize revenue for the fixed component customer charge monthly using a time-based output method. We recognize revenue for the usage-based variable component charge using an output method based on natural gas delivered each month.

Our tariffs include various rate mechanisms that allow us to recover or refund changes in prudently incurred costs from rate case-approved amounts. Our rates include a one-for-one recovery mechanism for natural gas commodity costs. Under normal circumstances, we defer any difference between actual natural gas costs incurred and costs recovered through rates as a current asset or liability. The deferred balance is returned to or recovered from customers at intervals throughout the year.

In addition, through the end of 2023, our rates included a rider to recover costs incurred to replace or modify certain natural gas facilities. The rider became effective again starting January 1, 2025. See Note 17, Regulatory Environment, for more information on the MRP rider.

Consistent with the timing of when we recognize revenue, customer billings generally occur on a monthly basis, with payments typically due in full within 30 days.

**(e) Credit Losses**—The following discussion includes our significant accounting policies related to credit losses. For additional required disclosures on credit losses, see Note 4, Credit Losses.

Name of Respondent	This Report Is: (1) [ X ] An Original (2) [ ] A Resubmission	Date of Report (Mo, Da, Yr) April 29, 2025	Year of Report December 31, 2024
Michigan Gas Utilities Corporation			
NOTES TO FINANCIAL STATEMENTS (Continued) – Page 123			

Our exposure to credit losses is related to our accounts receivable and unbilled revenue balances, which are generated from the sale of natural gas to residential, commercial and industrial, and transportation customers served under our regulated utility tariffs.

We evaluate the collectability of our accounts receivable and unbilled revenue balances considering a combination of factors. For some of our larger customers and also in circumstances where we become aware of a specific customer's inability to meet its financial obligations to us, we record a specific allowance for credit losses against amounts due in order to reduce the net recognized receivable to the amount we reasonably believe will be collected. For all other customers, we use the accounts receivable aging method to calculate an allowance for credit losses. Using this method, we classify accounts receivable into different aging buckets and calculate a reserve percentage for each aging bucket based upon historical loss rates. The calculated reserve percentages are updated on at least an annual basis, in order to ensure recent macroeconomic, political, and regulatory trends are captured in the calculation, to the extent possible. Risks identified that we do not believe are reflected in the calculated reserve percentages, are assessed on a quarterly basis to determine whether further adjustments are required.

We monitor our ongoing credit exposure through active review of counterparty accounts receivable balances against contract terms and due dates. Our activities include timely account reconciliation, dispute resolution and payment confirmation. To the extent possible, we work with customers with past due balances to negotiate payment plans, but will disconnect customers for non-payment as allowed by the MPSC if necessary, and employ collection agencies and legal counsel to pursue recovery of defaulted receivables. For our larger customers, detailed credit review procedures may be performed in advance of any sales being made. We sometimes require letters of credit, parental guarantees, prepayments or other forms of credit assurance from our larger customers to mitigate credit risk.

**(f) Materials, Supplies, and Inventories**—We record substantially all materials, supplies, and natural gas in storage inventories using the weighted-average cost method of accounting.

**(g) Regulatory Assets and Liabilities**—The economic effects of regulation can result in regulated companies recording costs and revenues that are allowed in the ratemaking process in a period different from the period they would have been recognized by a nonregulated company. When this occurs, regulatory assets and regulatory liabilities are recorded on the balance sheet. Regulatory assets represent deferred costs probable of recovery from customers that would have otherwise been charged to expense. Regulatory liabilities represent amounts that are expected to be refunded to customers in future rates or future costs already collected from customers in rates.

The recovery or refund of regulatory assets and liabilities is based on specific periods determined by the MPSC or occurs over the normal operating period of the related assets and liabilities. If a previously recorded regulatory asset is no longer probable of recovery, the regulatory asset is reduced to the amount considered probable of recovery, and the reduction is charged to expense in the current period. See Note 5, Regulatory Assets and Liabilities, for more information.

**(h) Property, Plant, and Equipment**—We record property, plant, and equipment at cost. Cost includes material, labor, overhead, and capitalized interest. Additions to and significant replacements of property are charged to property, plant, and equipment at cost; minor items are charged to other operation and maintenance expense. The cost of depreciable utility property less salvage value is charged to accumulated depreciation when property is retired.

We record straight-line depreciation expense over the estimated useful life of utility property using depreciation rates approved by the MPSC. Annual utility composite depreciation rates were 2.87%, 2.73%, and 2.75% in 2024, 2023, and 2022, respectively.

We capitalize certain costs related to software developed or obtained for internal use and record these costs to amortization expense over the estimated useful life of the related software, which ranges from 3 to 15 years. If software is retired prior to being fully amortized, the difference is recorded as a loss on the income statement.

Third parties reimburse us for all or a portion of expenditures for certain capital projects. Such contributions in aid of construction costs are recorded as a reduction to property, plant, and equipment.

See Note 6, Property, Plant, and Equipment, for more information.

**(i) Asset Impairment**—Goodwill and other intangible assets with indefinite lives are subject to an annual impairment test. Interim impairment tests are performed when impairment indicators are present. During the third quarter of each year, we perform an annual goodwill impairment test. The carrying amount of our goodwill is considered not recoverable if the carrying amount of our net assets exceeds our fair value. An impairment loss is recorded as the excess of the carrying amount of the goodwill over its fair value. For our indefinite-lived intangible asset, an impairment loss is recognized when the carrying amount of the asset is not recoverable and exceeds its fair value. An impairment loss is measured as the excess of the carrying amount of the intangible asset over its fair value. No impairment losses were recorded for our indefinite-lived intangible asset during the years ended December 31, 2024, 2023, and 2022. See Note 8, Goodwill and Intangible Asset, for more information.

Name of Respondent	This Report Is: (1) [ X ] An Original (2) [ ] A Resubmission	Date of Report (Mo, Da, Yr) April 29, 2025	Year of Report December 31, 2024
Michigan Gas Utilities Corporation			
NOTES TO FINANCIAL STATEMENTS (Continued) – Page 123			

We periodically assess the recoverability of certain long-lived assets when factors indicate the carrying value of such assets may be impaired or such assets are planned to be sold. Long-lived assets that would be subject to an impairment assessment generally include any assets within regulated operations that may not be fully recovered from our customers as a result of regulatory decisions that will be made in the future. An impairment loss is recognized when the carrying amount of the asset is not recoverable and exceeds its fair value. The carrying amount of an asset is not recoverable if it exceeds the sum of the undiscounted cash flows expected to result from the use and eventual disposition of the asset. An impairment loss is measured as the excess of the carrying amount of the asset over its fair value.

We assess the likelihood of a disallowance of part of the cost of recently completed plant by considering factors such as applicable regulatory environment changes, our own recent rate orders, as well as recent rate orders of other regulated entities in similar jurisdictions. When it becomes probable that part of the cost of recently completed plant will be disallowed for rate-making purposes, we assess whether a reasonable estimate of the amount of the disallowance can be made. The estimated amount of the probable disallowance will then be deducted from the reported cost of the plant and recognized as an impairment loss.

**(j) Asset Retirement Obligations**—We recognize, at fair value, legal obligations associated with the retirement of long-lived assets that result from the acquisition, construction, development, and normal operation of the assets. An ARO liability is recorded, when incurred, for these obligations as long as the fair value can be reasonably estimated, even if the timing or method of settling the obligation is unknown. The associated retirement costs are capitalized as part of the related long-lived asset and are depreciated over the useful life of the asset. The ARO liabilities are accreted each period using the credit-adjusted risk-free interest rates associated with the expected settlement dates of the AROs. These rates are determined when the obligations are incurred. Subsequent changes resulting from revisions to the timing or the amount of the original estimate of undiscounted cash flows are recognized as an increase or a decrease to the carrying amount of the liability and the associated capitalized retirement costs. We recognize regulatory assets or liabilities for the timing differences between when we recover an ARO in rates and when we recognize the associated retirement costs. See Note 7, Asset Retirement Obligations, for more information.

**(k) Stock-Based Compensation**—Our employees participate in the WEC Energy Group stock-based compensation plans. In accordance with the WEC Energy Group shareholder approved Omnibus Stock Incentive Plan, WEC Energy Group provides long-term incentives through its equity interests to its non-employee directors, officers, and other key employees. The plan provides for the granting of stock options, restricted stock, performance shares, and other stock-based awards. Awards may be paid in WEC Energy Group common stock, cash, or a combination thereof. In addition to those shares of WEC Energy Group common stock that were subject to awards outstanding as of May 6, 2021, when the plan was last approved by shareholders, 9.0 million shares of WEC Energy Group common stock were reserved for issuance under the plan. Officers and other key employees are also granted performance units under the WEC Energy Group Performance Unit Plan. All grants of performance units are settled in cash.

Stock-based compensation expense is allocated to us based on the outstanding awards held by our employees and our allocation of labor costs. For the years ended December 31, 2024, 2023, and 2022, we recorded stock-based compensation expense of \$0.9 million, \$0.2 million, and \$0.7 million, respectively.

Stock-based compensation costs capitalized during 2024, 2023, and 2022 were not significant.

**(l) Common Equity**—We do not have any restrictions imposed on us that affect our ability to pay dividends to the sole holder of our common stock, Integrys.

**(m) Leases**—We recognize a right of use asset and lease liability for operating and finance leases with a term of greater than one year. As a policy election, we account for each lease component separately from the nonlease components of a contract. At December 31, 2024 and 2023, we had not recorded any right of use assets and lease liabilities on our balance sheets.

As of March 21, 2025, we have not entered into any material leases that have not yet commenced.

We are currently party to several easement agreements that allow us access to land we do not own for the purpose of constructing and maintaining certain natural gas equipment. We have not classified our easements as leases because we view the entire parcel of land specified in our easement agreements to be the identified asset, not just that portion of the parcel that contains our easement. As such, we have concluded that we do not control the use of an identified asset related to our easement agreements, nor do we obtain substantially all of the economic benefits associated with these shared-use assets.

**(n) Income Taxes**—We follow the liability method in accounting for income taxes. Accounting guidance for income taxes requires the recording of deferred assets and liabilities to recognize the expected future tax consequences of events that have been reflected in our financial statements or tax returns and the adjustment of deferred tax balances to reflect tax rate changes. We are required to assess the likelihood that our deferred tax assets would expire before being realized. If we conclude that certain deferred tax assets are likely to expire before being realized, a valuation allowance would be established against those assets. GAAP requires that, if we conclude in a future period that it is more likely than not that some or all of the deferred tax assets would be realized before expiration, we reverse the related valuation allowance in that period. Any change to the allowance, as a result of a change in judgment about the realization of deferred tax assets, is reported in income tax expense.

Name of Respondent	This Report Is: (1) [ X ] An Original (2) [ ] A Resubmission	Date of Report (Mo, Da, Yr) April 29, 2025	Year of Report December 31, 2024
Michigan Gas Utilities Corporation			
NOTES TO FINANCIAL STATEMENTS (Continued) – Page 123			

ITCs are deferred and amortized over the life of the assets.

We are included in WEC Energy Group's consolidated federal and state income tax returns. In accordance with our tax allocation agreement with WEC Energy Group, we are allocated income tax payments and refunds based upon the benefit for loss method, where attributes are realized when WEC Energy Group is able to realize them. At December 31, 2024 and 2023, we recorded prepaid income taxes to WEC Energy Group in the amount of \$3.7 million and \$1.1 million, respectively, related to this tax allocation agreement.

We recognize interest and penalties accrued related to unrecognized tax benefits in income tax expense in our income statements.

In April 2023, the IRS issued Revenue Procedure 2023-15, which provides a safe harbor method of accounting that taxpayers may use to determine whether expenses to repair, maintain, replace, or improve natural gas transmission and distribution property must be capitalized for tax purposes. We adopted the safe harbor method of accounting on our 2023 tax return, which increased our 2024 deferred tax liabilities.

See Note 11, Income Taxes, for more information.

**(o) Fair Value Measurements**—Fair value is the price that would be received to sell an asset or paid to transfer a liability in an orderly transaction between market participants at the measurement date (exit price).

Fair value accounting rules provide a fair value hierarchy that prioritizes the inputs used to measure fair value. The hierarchy gives the highest priority to unadjusted quoted prices in active markets for identical assets or liabilities (Level 1 measurement) and the lowest priority to unobservable inputs (Level 3 measurement). The three levels of the fair value hierarchy are defined as follows:

Level 1 – Quoted prices are available in active markets for identical assets or liabilities as of the reporting date. Active markets are those in which transactions for the asset or liability occur in sufficient frequency and volume to provide pricing information on an ongoing basis.

Level 2 – Pricing inputs are observable, either directly or indirectly, but are not quoted prices included within Level 1. Level 2 includes those financial instruments that are valued using external inputs within models or other valuation methods.

Level 3 – Pricing inputs include significant inputs that are generally less observable from objective sources. These inputs may be used with internally developed methods that result in management's best estimate of fair value. Level 3 instruments include those that may be more structured or otherwise tailored to customers' needs.

Assets and liabilities are classified in their entirety based on the lowest level of input that is significant to the fair value measurement. We use a mid-market pricing convention (the mid-point price between bid and ask prices) as a practical measure for valuing certain derivative assets and liabilities. We primarily use a market approach for recurring fair value measurements and attempt to use valuation techniques that maximize the use of observable inputs and minimize the use of unobservable inputs.

When possible, we base the valuations of our derivative assets and liabilities on quoted prices for identical assets and liabilities in active markets. These valuations are classified in Level 1. The valuations of certain contracts not classified as Level 1 may be based on quoted market prices received from counterparties and/or observable inputs for similar instruments. Transactions valued using these inputs are classified in Level 2. Certain derivatives are categorized in Level 3 due to the significance of unobservable or internally-developed inputs.

See Note 12, Fair Value Measurements, for more information.

**(p) Derivative Instruments**—We use derivatives as part of our risk management program to manage the risks associated with the price volatility of natural gas costs for the benefit of our customers. Our approach is non-speculative and designed to mitigate risk. Our regulated hedging programs are approved by the MPSC.

We record derivative instruments on our balance sheets as an asset or liability measured at fair value unless they qualify for the normal purchases and sales exception, and are so designated. We continually assess our contracts designated as normal and will discontinue the treatment of these contracts as normal if the required criteria are no longer met. Changes in the derivative's fair value are recognized currently in earnings unless specific hedge accounting criteria are met or we receive regulatory treatment for the derivative. For most of our natural gas-related physical and financial contracts that qualify as derivatives, the MPSC allows the effects of fair value accounting to be offset to regulatory assets and liabilities.

We classify derivative assets and liabilities as current or long-term on our balance sheets based on the maturities of the underlying contracts. Cash flows from derivative activities are presented in the same category as the item being hedged within operating activities on our statements of cash flows.

Name of Respondent	This Report Is: (1) [ X ] An Original (2) [ ] A Resubmission	Date of Report (Mo, Da, Yr) April 29, 2025	Year of Report December 31, 2024
Michigan Gas Utilities Corporation			
NOTES TO FINANCIAL STATEMENTS (Continued) – Page 123			

Derivative accounting rules provide the option to present certain asset and liability derivative positions net on the balance sheets and to net the related cash collateral against these net derivative positions. We elected not to net these items. On our balance sheets, cash collateral provided to others is reflected in other current assets.

See Note 13, Derivative Instruments, for more information.

**(q) Employee Benefits**—The costs of pension and OPEB plans are expensed over the periods during which employees render service. These costs are distributed among WEC Energy Group’s subsidiaries based on current employment status and actuarial calculations, as applicable. The MPSC allows recovery in rates for the net periodic benefit cost calculated under GAAP. See Note 14, Employee Benefits, for more information.

**(r) Customer Deposits and Credit Balances**—When utility customers apply for new service, they may be required to provide a deposit for the service. Customer deposits are recorded within other current liabilities on our balance sheets.

Utility customers can elect to be on a budget plan. Under this type of plan, a monthly installment amount is calculated based on estimated annual usage. During the year, the monthly installment amount is reviewed by comparing it to actual usage. If necessary, an adjustment is made to the monthly amount. Annually, the budget plan is reconciled to actual annual usage. Payments in excess of actual customer usage are presented as customer credit balances on our balance sheets.

**(s) Environmental Remediation Costs**—We are subject to federal and state environmental laws and regulations that in the future may require us to pay for environmental remediation at sites where we have been, or may be, identified as a potentially responsible party. Loss contingencies may exist for the remediation of hazardous substances at various potential sites, including manufactured gas plant sites. See Note 15, Commitments and Contingencies, for more information.

We record environmental remediation liabilities when site assessments indicate remediation is probable, and we can reasonably estimate the loss or a range of losses. The estimate includes both our share of the liability and any additional amounts that will not be paid by other potentially responsible parties or the government. When possible, we estimate costs using site-specific information but also consider historical experience for costs incurred at similar sites. Remediation efforts for a particular site generally extend over a period of several years. During this period, the laws governing the remediation process may change, as well as site conditions, potentially affecting the cost of remediation.

We have received approval to defer certain environmental remediation costs, as well as estimated future costs, through a regulatory asset. The recovery of deferred costs is subject to the MPSC’s approval.

We review our estimated costs of remediation annually for our manufactured gas plant sites. We adjust the liabilities and related regulatory assets, as appropriate, to reflect the new cost estimates. Any material changes in cost estimates are adjusted throughout the year.

**(t) Subsequent Events**—Subsequent events were evaluated for potential recognition or disclosure through March 21, 2025, which is the date the financial statements were available to be issued.

## NOTE 2—RELATED PARTIES

We routinely enter into transactions with related parties, including WEC Energy Group and its other subsidiaries.

We provide and receive services, property, and other items of value to and from our ultimate parent, WEC Energy Group, and other subsidiaries of WEC Energy Group pursuant to an AIA that became effective in 2017. The AIA was approved by the appropriate regulators, including the MPSC. In accordance with the AIA, WBS provides several categories of services to us (including financial, human resource, and administrative services). As required by FERC regulations for centralized service companies, WBS renders services at cost. Services provided by any regulated subsidiary of WEC Energy Group to another regulated subsidiary or WBS are provided at cost, and any services provided by a regulated subsidiary to a nonregulated subsidiary of WEC Energy Group are provided at the greater of cost or fair market value.

Name of Respondent	This Report Is: (1) [ X ] An Original (2) [ ] A Resubmission	Date of Report (Mo, Da, Yr) April 29, 2025	Year of Report December 31, 2024
Michigan Gas Utilities Corporation			
NOTES TO FINANCIAL STATEMENTS (Continued) – Page 123			

The following table shows activity associated with related party transactions for the years ended December 31:

<i>(in millions)</i>	2024	2023	2022
<b>Transactions with WBS</b>			
Charges to WBS for services and other items <sup>(1)</sup>	\$ 0.8	\$ 1.5	\$ 1.5
Charges from WBS for services and other items <sup>(1)</sup>	8.4	8.1	8.5
<b>Transactions with WE</b>			
Charges from WE for services and other items <sup>(1)</sup>	1.3	1.0	0.5
<b>Transactions with WPS</b>			
Charges from WPS for services and other items <sup>(1)</sup>	0.6	0.6	0.5
<b>Transactions with Parent</b>			
Interest expense on short-term debt <sup>(2)</sup>	2.2	1.7	0.7

<sup>(1)</sup> Includes amounts charged for services, pass through costs, asset and liability transfers, and other items in accordance with the approved AIA.

<sup>(2)</sup> See Note 9, Short-Term Debt to Parent, for additional information on our short-term borrowing from Integrys.

### NOTE 3—OPERATING REVENUES

For more information about our significant accounting policies related to operating revenues, see Note 1(d), Operating Revenues.

#### Disaggregation of Operating Revenues

The following tables present our operating revenues disaggregated by revenue source. We disaggregate revenues into categories that depict how the nature, amount, timing, and uncertainty of revenues and cash flows are affected by economic factors. Natural gas revenues are further disaggregated by customer class. Each customer class has different expectations of service, natural gas and demand requirements, and can be impacted differently by regulatory activities within Michigan.

<i>(in millions)</i>	Year Ended December 31		
	2024	2023	2022
<b>Michigan Gas Utilities Corporation</b>			
Natural gas utility revenues from contracts with customers	\$ 158.3	\$ 171.0	\$ 214.8
Other operating revenues <sup>(1)</sup>	1.0	1.3	1.4
<b>Total operating revenues</b>	<b>\$ 159.3</b>	<b>\$ 172.3</b>	<b>\$ 216.2</b>

<sup>(1)</sup> Consists primarily of late payment charges.

#### Revenues from Contracts with Customers

##### Natural Gas Utility Operating Revenues

The following table disaggregates natural gas utility operating revenues into customer class:

<i>(in millions)</i>	Year Ended December 31		
	2024	2023	2022
Residential	\$ 98.5	\$ 113.1	\$ 137.4
Commercial and industrial	35.0	45.9	56.5
<b>Total retail revenues</b>	<b>133.5</b>	<b>159.0</b>	<b>193.9</b>
Transportation	20.7	19.1	22.0
Other utility revenues <sup>(1)</sup>	4.1	(7.1)	(1.1)
<b>Total natural gas utility operating revenues</b>	<b>\$ 158.3</b>	<b>\$ 171.0</b>	<b>\$ 214.8</b>

<sup>(1)</sup> Includes the revenues subject to our GCRM, which fluctuate based on actual natural gas costs incurred, compared with the recovery of natural gas costs that were anticipated in rates.

Name of Respondent	This Report Is: (1) [ X ] An Original (2) [ ] A Resubmission	Date of Report (Mo, Da, Yr) April 29, 2025	Year of Report December 31, 2024
Michigan Gas Utilities Corporation			
NOTES TO FINANCIAL STATEMENTS (Continued) – Page 123			

#### NOTE 4—CREDIT LOSSES

The table below shows our gross third-party receivable balances and related allowance for credit losses.

<i>(in millions)</i>	December 31, 2024	December 31, 2023
Accounts receivable and unbilled revenues	\$ 34.5	\$ 34.5
Allowance for credit losses	2.9	2.8
<b>Accounts receivable and unbilled revenues, net</b>	<b>\$ 31.6</b>	<b>\$ 31.7</b>
Total accounts receivable, net – past due greater than 90 days	\$ 1.7	\$ 1.1

A rollforward of the allowance for credit losses is included below:

<i>(in millions)</i>	Year Ended December 31		
	2024	2023	2022
Balance at January 1	\$ 2.8	\$ 2.8	\$ 4.7
Provision for credit losses	0.9	2.3	0.4
Write-offs charged against the allowance	(2.1)	(3.2)	(2.9)
Recoveries of amounts previously written off	1.3	0.9	0.6
<b>Balance at December 31</b>	<b>\$ 2.9</b>	<b>\$ 2.8</b>	<b>\$ 2.8</b>

The allowance for credit losses decreased during the year ended December 31, 2022, driven by customer write-offs related to collection practices returning to pre-pandemic levels in 2021, including the restoration of our ability to disconnect customers. After a customer is disconnected for a period of time without payment on their account, we will write off that customer balance. We believe that high natural gas prices contributed to higher past due accounts receivable balances, partially offsetting the decrease in the allowance for credit losses.

#### NOTE 5—REGULATORY ASSETS AND LIABILITIES

The following regulatory assets were reflected on our balance sheets as of December 31:

<i>(in millions)</i>	2024	2023	See Note
<b>Regulatory assets</b> <sup>(1) (2)</sup>			
Environmental remediation costs <sup>(3)</sup>	\$ 15.5	\$ 18.3	15
Pension and OPEB costs <sup>(4)</sup>	9.2	12.6	14
Natural gas costs recoverable through rate adjustments	4.9	2.5	1(d)
AROs	2.2	2.1	1(j), 7
Income tax related items	2.1	2.0	11
Energy efficiency program <sup>(5)</sup>	1.9	0.7	
2021 depreciation and interest expense related to capital investment <sup>(6)</sup>	1.3	2.5	
Other, net	0.1	1.8	
<b>Total regulatory assets</b>	<b>\$ 37.2</b>	<b>\$ 42.5</b>	
<b>Balance sheet presentation</b>			
Amounts recoverable from customers	\$ 6.9	\$ 3.2	
Regulatory assets	30.3	39.3	
<b>Total regulatory assets</b>	<b>\$ 37.2</b>	<b>\$ 42.5</b>	

<sup>(1)</sup> Based on prior and current rate treatment, we believe it is probable that we will continue to recover from customers the regulatory assets in this table.

<sup>(2)</sup> As of December 31, 2024, we had \$3.5 million of regulatory assets not earning a return, \$1.9 million of regulatory assets earning a return based on short-term interest rates, and \$4.9 million of regulatory assets earning a return based on our ROE. The regulatory assets not earning a return relate to certain environmental remediation costs. The other regulatory assets in the table either earn a return at our weighted average cost of capital or the cash has not yet been expended, in which case the regulatory assets are offset by liabilities.

Name of Respondent	This Report Is:	Date of Report	Year of Report
Michigan Gas Utilities Corporation	(1) [ X ] An Original (2) [ ] A Resubmission	(Mo, Da, Yr) April 29, 2025	December 31, 2024
NOTES TO FINANCIAL STATEMENTS (Continued) – Page 123			

- (3) As of December 31, 2024, we had made cash expenditures of \$3.5 million related to these environmental remediation costs. The remaining \$12.0 million represents our estimated future cash expenditures.
- (4) Primarily represents the unrecognized future pension and OPEB costs related to our defined benefit pension and OPEB plans. We are authorized recovery of these regulatory assets over the average remaining service life of each plan.
- (5) Represents amounts recoverable from customers related to a program designed to meet energy efficiency standards.
- (6) In May 2020, we filed an application with the MPSC requesting approval to defer \$5.0 million of depreciation and interest expense during 2021 related to capital investment we made since our last rate case. In July 2020, the MPSC issued a written order approving our request, and the rate order we received from the MPSC in September 2021 authorized recovery of this regulatory asset over a four-year period that began on January 1, 2022.

The following regulatory liabilities were reflected on our balance sheets as of December 31:

<i>(in millions)</i>	2024	2023	See Note
<b>Regulatory liabilities</b>			
Removal costs <sup>(1)</sup>	\$ 58.8	\$ 51.3	
Income tax related items	21.0	22.3	11
Derivatives	2.4	0.4	1(p)
Pension and OPEB benefits <sup>(2)</sup>	1.9	2.3	14
Other, net	0.2	3.5	
<b>Total regulatory liabilities</b>	<b>\$ 84.3</b>	<b>\$ 79.8</b>	

(1) Represents amounts collected from customers to cover the future cost of property, plant, and equipment removals that are not legally required. Legal obligations related to the removal of property, plant, and equipment are recorded as AROs. See Note 7, Asset Retirement Obligations, for more information on our legal obligations.

(2) Primarily represents the unrecognized future pension and OPEB benefits related to our defined benefit pension and OPEB plans. We will amortize these regulatory liabilities into net periodic benefit cost over the average remaining service life of each plan.

## NOTE 6—PROPERTY, PLANT, AND EQUIPMENT

Property, plant, and equipment consisted of the following utility assets at December 31:

<i>(in millions)</i>	2024	2023
Natural gas – distribution, storage, and transmission	\$ 615.2	\$ 575.6
Other utility property, plant, and equipment	70.2	68.4
Less: Accumulated depreciation	214.6	210.4
Net	470.8	433.6
Construction work in progress	21.8	13.6
<b>Total property, plant, and equipment</b>	<b>\$ 492.6</b>	<b>\$ 447.2</b>

## NOTE 7—ASSET RETIREMENT OBLIGATIONS

We have recorded AROs primarily for the removal of asbestos-coated natural gas distribution mains and asbestos abatement at office buildings and service centers. We establish regulatory assets and liabilities to record the differences between ongoing expense recognition under the ARO accounting rules and the ratemaking practices for retirement costs authorized by the MPSC.

On our balance sheets, AROs are recorded within other long-term liabilities. The following table shows changes to our AROs during the years ended December 31:

<i>(in millions)</i>	2024	2023	2022
Balance as of January 1	\$ 0.9	\$ 1.0	\$ 2.4
Accretion	0.1	0.1	0.1
Revisions to estimated cash flows	—	(0.2)	(1.5) <sup>(1)</sup>
<b>Balance as of December 31</b>	<b>\$ 1.0</b>	<b>\$ 0.9</b>	<b>\$ 1.0</b>

(1) AROs decreased primarily due to revisions made to estimated cash flows for changes in the cost to retire natural gas distribution mains.

Name of Respondent	This Report Is: (1) [ X ] An Original (2) [ ] A Resubmission	Date of Report (Mo, Da, Yr) April 29, 2025	Year of Report December 31, 2024
Michigan Gas Utilities Corporation			
NOTES TO FINANCIAL STATEMENTS (Continued) – Page 123			

## NOTE 8—GOODWILL AND INTANGIBLE ASSET

### Goodwill

Goodwill represents the excess of the cost of an acquisition over the fair value of the identifiable net assets acquired. We had no changes to the carrying amount of goodwill during the years ended December 31, 2024 and 2023.

<i>(in millions)</i>	Gross Carrying Amount	Accumulated Impairment Losses	Net Carrying Amount
Goodwill	\$ 122.7	\$ (88.2)	\$ 34.5

During the third quarter of 2024, we completed our annual goodwill impairment test for goodwill we carried as of July 1, 2024. No impairment resulted from this test.

### Other Indefinite-Lived Intangible Asset

At December 31, 2024 and 2023, we had a \$5.2 million indefinite-lived intangible asset consisting of our trade name obtained through a previous acquisition. This indefinite-lived intangible asset is included in other long-term assets on our balance sheets.

## NOTE 9—SHORT-TERM DEBT TO PARENT

The following table shows our short-term borrowings and their corresponding weighted-average interest rates as of December 31:

<i>(in millions, except for percentages)</i>	2024	2023
<b>Short-term debt to parent:</b>		
Amount outstanding at December 31	\$ 36.1	\$ 33.3
Weighted-average interest rate on amounts outstanding at December 31	4.67%	5.58%

Our average amount of short-term borrowings based on daily outstanding balances during 2024, was \$40.5 million with a weighted-average interest rate during the period of 5.32%.

The information in the table below relates to our financing commitment with our parent, including remaining available capacity under this arrangement as of December 31:

<i>(in millions)</i>	2024
Revolving short-term notes payable to parent	\$ 75.0
<b>Less:</b>	
Short-term debt to parent outstanding	36.1
<b>Available capacity under existing agreement</b>	<b>\$ 38.9</b>

Our short-term borrowing capacity with Integrys is \$75.0 million. Short-term borrowings bear interest computed at the average stated interest rate payable on commercial paper issued by WEC Energy Group. Short-term debt is callable by Integrys at any time.

Name of Respondent	This Report Is: (1) [ X ] An Original (2) [ ] A Resubmission	Date of Report (Mo, Da, Yr) April 29, 2025	Year of Report December 31, 2024
Michigan Gas Utilities Corporation			
NOTES TO FINANCIAL STATEMENTS (Continued) – Page 123			

## NOTE 10—LONG-TERM DEBT

The following table is a summary of our long-term debt outstanding as of December 31:

<i>(in millions)</i>			2024	2023
Long-term debt	Interest Rate	Year Due		
Senior Notes (unsecured)	2.69%	2025	\$ 60.0	\$ 60.0
	3.11%	2027	30.0	30.0
	4.85%	2029	10.0	—
	3.41%	2032	30.0	30.0
	5.23%	2034	15.0	—
	4.01%	2047	30.0	30.0
<b>Total</b>			<b>175.0</b>	<b>150.0</b>
Unamortized debt issuance costs			<b>(0.6)</b>	<b>(0.5)</b>
<b>Total long-term debt, including current portion</b>			<b>174.4</b>	<b>149.5</b>
Current portion of long-term debt			<b>(60.0)</b>	<b>—</b>
<b>Total long-term debt</b>			<b>\$ 114.4</b>	<b>\$ 149.5</b>

We amortize debt premiums, discounts, and debt issuance costs over the life of the debt using the straight-line method and we include the costs in interest expense.

In October 2024, we issued \$10.0 million of 4.85% Senior Notes due November 1, 2029 and \$15.0 million of 5.23% Senior Notes due November 1, 2034, and used the net proceeds to repay intercompany short-term debt to our parent, Integrys.

## Maturities of Long-Term Debt Outstanding

The following table shows the future maturities of our long-term debt outstanding as of December 31, 2024:

<i>(in millions)</i>	Payments
2025	\$ 60.0
2026	—
2027	30.0
2028	—
2029	10.0
Thereafter	75.0
<b>Total</b>	<b>\$ 175.0</b>

Our long-term debt obligations contain covenants related to payment of principal and interest when due and various other obligations. Failure to comply with these covenants could result in an event of default, which could result in the acceleration of outstanding debt obligations. As of December 31, 2024, we were in compliance with our covenants related to our long-term debt obligations.

## NOTE 11—INCOME TAXES

### Income Tax Expense

The following table is a summary of income tax expense for each of the years ended December 31:

<i>(in millions)</i>	2024	2023	2022
Current tax expense	\$ 0.9	\$ 4.2	\$ 0.4
Deferred income taxes, net	5.8	(0.2)	4.1
<b>Total income tax expense</b>	<b>\$ 6.7</b>	<b>\$ 4.0</b>	<b>\$ 4.5</b>

Name of Respondent	This Report Is: (1) [ X ] An Original (2) [ ] A Resubmission	Date of Report (Mo, Da, Yr) April 29, 2025	Year of Report December 31, 2024
Michigan Gas Utilities Corporation			
NOTES TO FINANCIAL STATEMENTS (Continued) – Page 123			

## Statutory Rate Reconciliation

The provision for income taxes for each of the years ended December 31 differs from the amount of income tax determined by applying the applicable United States statutory federal income tax rate to income before income taxes as a result of the following:

<i>(in millions)</i>	2024		2023		2022	
	Amount	Effective Tax Rate	Amount	Effective Tax Rate	Amount	Effective Tax Rate
Statutory federal income tax	\$ 6.2	21.0 %	\$ 4.0	21.0 %	\$ 4.4	21.0 %
State income taxes net of federal tax benefit	1.5	5.1 %	1.0	5.3 %	1.1	5.2 %
Federal excess deferred tax amortization <sup>(1)</sup>	(1.0)	(3.4)%	(1.0)	(5.2)%	(1.0)	(4.9)%
<b>Total income tax expense</b>	<b>\$ 6.7</b>	<b>22.7 %</b>	<b>\$ 4.0</b>	<b>21.1 %</b>	<b>\$ 4.5</b>	<b>21.3 %</b>

<sup>(1)</sup> The Tax Cuts and Jobs Act of 2017 required us to remeasure our deferred income taxes and we began to amortize the resulting excess protected deferred income taxes beginning in 2018 in accordance with normalization requirements. The decrease in income tax expense related to the amortization of the deferred tax benefits is offset by a decrease in revenue as the benefits are returned to customers, resulting in no impact on net income.

## Deferred Income Tax Assets and Liabilities

The components of deferred income taxes at December 31 were as follows:

<i>(in millions)</i>	2024	2023
<b>Deferred tax assets</b>		
Tax gross up – regulatory items	\$ 5.0	\$ 5.3
Other	2.9	3.1
<b>Total deferred tax assets</b>	<b>\$ 7.9</b>	<b>\$ 8.4</b>
<b>Deferred tax liabilities</b>		
Property-related	\$ 73.8	\$ 68.6
Employee benefits and compensation	7.2	7.5
Regulatory deferrals	1.8	1.2
Other	2.2	1.0
<b>Total deferred tax liabilities</b>	<b>85.0</b>	<b>78.3</b>
<b>Deferred tax liability, net</b>	<b>\$ 77.1</b>	<b>\$ 69.9</b>

Consistent with ratemaking treatment, deferred taxes in the table above are offset for temporary differences that have related regulatory assets and liabilities.

At December 31, 2024 and 2023, we had no federal or state deferred tax assets related to tax benefit carryforwards.

## Unrecognized Tax Benefits

We had no unrecognized tax benefits at December 31, 2024 and 2023.

We do not expect any unrecognized tax benefits to affect our effective tax rate in periods after December 31, 2024.

For the years ended December 31, 2024, 2023, and 2022, we recognized no interest expense or penalties related to unrecognized tax benefits in our income statements. At December 31, 2024 and 2023, we had no interest accrued and no penalties accrued related to unrecognized tax benefits on our balance sheets.

We do not anticipate any significant increases in the total amounts of unrecognized tax benefits within the next 12 months.

Our primary tax jurisdictions include federal and the state of Michigan. We are no longer subject to federal income tax examinations by the IRS for years prior to 2021. At December 31, 2024, we were subject to examination by the Michigan taxing authority for tax years 2020 through 2024.

Name of Respondent	This Report Is: (1) [ X ] An Original (2) [ ] A Resubmission	Date of Report (Mo, Da, Yr) April 29, 2025	Year of Report December 31, 2024
Michigan Gas Utilities Corporation			
NOTES TO FINANCIAL STATEMENTS (Continued) – Page 123			

## NOTE 12—FAIR VALUE MEASUREMENTS

The following tables summarize our financial assets and liabilities that were accounted for at fair value on a recurring basis, categorized by level within the fair value hierarchy:

<i>(in millions)</i>	December 31, 2024			
	Level 1	Level 2	Level 3	Total
<b>Natural gas contracts</b>				
Derivative assets	\$ 0.4	\$ 2.1	\$ —	\$ 2.5
Derivative liabilities	0.1	—	—	0.1

<i>(in millions)</i>	December 31, 2023			
	Level 1	Level 2	Level 3	Total
<b>Natural gas contracts</b>				
Derivative assets	\$ —	\$ 0.5	\$ —	\$ 0.5
Derivative liabilities	1.1	0.3	—	1.4

The derivative assets and liabilities listed in the tables above include options, futures, and physical commodity contracts used to manage market risks related to changes in natural gas supply costs.

## NOTE 13—DERIVATIVE INSTRUMENTS

Derivative assets and liabilities are included in the other current line items on our balance sheets. The following table shows our derivative assets and derivative liabilities. None of the derivatives shown below were designated as hedging instruments.

<i>(in millions)</i>	December 31, 2024		December 31, 2023	
	Derivative Assets	Derivative Liabilities	Derivative Assets	Derivative Liabilities
Natural gas contracts - current	\$ 2.5	\$ 0.1	\$ 0.5	\$ 1.4

Realized gains and losses on derivatives are recorded in cost of natural gas sold upon settlement; however, they may be subsequently deferred for future rate recovery or refund as the gains and losses are included in our GCRM. Our estimated notional sales volumes and realized gains and losses were as follows for the years ended:

<i>(in millions)</i>	December 31, 2024		December 31, 2023		December 31, 2022	
	Volumes	Losses	Volumes	Losses	Volumes	Gains
Natural gas contracts	4.1 Dth	\$ (2.4)	3.9 Dth	\$ (4.7)	3.9 Dth	\$ 6.8

At December 31, 2023, we had posted cash collateral of \$1.5 million. Our cash collateral posted at December 31, 2024 was not significant.

The following table shows derivative assets and derivative liabilities if derivative instruments by counterparty were presented net on our balance sheets:

<i>(in millions)</i>	December 31, 2024		December 31, 2023	
	Derivative Assets	Derivative Liabilities	Derivative Assets	Derivative Liabilities
Gross amount recognized on the balance sheet	\$ 2.5	\$ 0.1	\$ 0.5	\$ 1.4
Gross amount not offset on the balance sheet	(0.1)	(0.1)	—	(1.1) <sup>(1)</sup>
<b>Net amount</b>	<b>\$ 2.4</b>	<b>\$ —</b>	<b>\$ 0.5</b>	<b>\$ 0.3</b>

<sup>(1)</sup> Includes cash collateral posted of \$1.1 million.

## NOTE 14—EMPLOYEE BENEFITS

### Pension and Other Postretirement Employee Benefits

We have our own noncontributory, qualified pension plan. We also have our own unfunded, non-qualified retirement plan.

Name of Respondent	This Report Is: (1) [ X ] An Original (2) [ ] A Resubmission	Date of Report (Mo, Da, Yr) April 29, 2025	Year of Report December 31, 2024
Michigan Gas Utilities Corporation			
NOTES TO FINANCIAL STATEMENTS (Continued) – Page 123			

We offer OPEB plans to employees, which are sponsored by WPS. We are responsible for our share of the plan assets and obligations for all of these plans. Our balance sheets reflect only the liabilities associated with our past and current employees and our share of the plan assets. WEC Energy Group also offers medical, dental, and life insurance benefits to our active employees and their dependents. We expense the allocated costs of these benefits as incurred.

The defined benefit pension plan is closed to all new hires. In addition, the service accruals for the defined benefit pension plan were frozen for non-union employees as of January 1, 2013. These employees receive an annual company contribution to their 401(k) savings plan, which is calculated based on age, wages, and full years of vesting service as of December 31 each year.

We use a year-end measurement date to measure the funded status of all of the pension and OPEB plans. Due to the regulated nature of our business, we have concluded that substantially all of the unrecognized costs resulting from the recognition of the funded status of our pension and OPEB plans qualify as a regulatory asset.

The following table shows information relating to our share of the plans' benefit obligations and fair value of assets. Amounts presented are as of December 31:

<i>(in millions)</i>	Pension Benefits		OPEB Benefits	
	2024	2023	2024	2023
Benefit obligation	\$ 38.5	\$ 41.2	\$ 7.1	\$ 7.0
Fair value of plan assets	53.5	53.8	14.0	13.7
<b>Funded status</b>	<b>\$ 15.0</b>	<b>\$ 12.6</b>	<b>\$ 6.9</b>	<b>\$ 6.7</b>

The amount of contributions and benefit payments for the years ended December 31 were as follows:

<i>(in millions)</i>	Pension Benefits		OPEB Benefits	
	2024	2023	2024	2023
Employer contributions	\$ —	\$ —	\$ 0.1	\$ —
Participant contributions	—	—	0.1	0.1
Benefit payments	(2.9)	(2.6)	(0.7)	(1.0)

In 2024, we had an actuarial gain related to our pension benefit obligations of \$2.2 million and an actuarial loss of \$2.1 million in 2023. The primary driver for the actuarial gain was a higher discount rate in 2024. Partially offsetting the gain in 2024, was lower than expected asset returns. The primary driver for the actuarial loss in 2023, was a lower discount rate. The discount rate for our pension benefits was 5.70%, 5.15%, and 5.45%, in 2024, 2023, and 2022, respectively.

The actuarial gains and losses related to our OPEB benefit obligations were not significant for 2024 or 2023.

The amounts recognized on our balance sheets at December 31 related to the funded status of the benefit plans were as follows:

<i>(in millions)</i>	Pension Benefits		OPEB Benefits	
	2024	2023	2024	2023
Pension and OPEB assets	\$ 15.3	\$ 12.9	\$ 7.9	\$ 7.8
Other long-term liabilities	0.3	0.3	1.0	1.1
<b>Total net assets</b>	<b>\$ 15.0</b>	<b>\$ 12.6</b>	<b>\$ 6.9</b>	<b>\$ 6.7</b>

The accumulated benefit obligation for the pension plans was \$37.3 million and \$39.5 million at December 31, 2024 and 2023, respectively.

The following table shows information for pension plans with an accumulated benefit obligation in excess of plan assets. There were no plan assets related to these obligations. Amounts presented are as of December 31:

<i>(in millions)</i>	2024	2023
Accumulated benefit obligation	\$ 0.3	\$ 0.3

Name of Respondent	This Report Is: (1) [ X ] An Original (2) [ ] A Resubmission	Date of Report (Mo, Da, Yr) April 29, 2025	Year of Report December 31, 2024
Michigan Gas Utilities Corporation			
NOTES TO FINANCIAL STATEMENTS (Continued) – Page 123			

The following table shows information for pension plans with a projected benefit obligation in excess of plan assets. There were no plan assets related to these obligations. Amounts presented are as of December 31:

<i>(in millions)</i>	2024	2023
Projected benefit obligation	\$ 0.3	\$ 0.3

The following table shows information for OPEB plans with an accumulated benefit obligation in excess of plan assets. Amounts presented are as of December 31:

<i>(in millions)</i>	2024	2023
Accumulated benefit obligation	\$ 1.1	\$ 1.1

The following table shows the amounts that had not yet been recognized in our net periodic benefit cost (credit) as of December 31:

<i>(in millions)</i>	Pension Benefits		OPEB Benefits	
	2024	2023	2024	2023
<b>Net regulatory assets (liabilities)</b>				
Net actuarial loss	\$ 8.4	\$ 11.1	\$ 0.1	\$ 0.6
Prior service credits	—	—	(0.5)	(0.7)
<b>Total</b>	<b>\$ 8.4</b>	<b>\$ 11.1</b>	<b>\$ (0.4)</b>	<b>\$ (0.1)</b>

The amount of net periodic benefit cost (credit) recognized (including amounts capitalized to our balance sheets) for the years ended December 31 was as follows:

<i>(in millions)</i>	Pension Benefits			OPEB Benefits		
	2024	2023	2022	2024	2023	2022
<b>Net periodic benefit cost (credit)</b>	<b>\$ 0.3</b>	<b>\$ —</b>	<b>\$ (0.7)</b>	<b>\$ 0.2</b>	<b>\$ 0.1</b>	<b>\$ (0.3)</b>

The weighted-average assumptions used to determine benefit obligations for the plans were as follows for the years ended December 31:

	Pension Benefits		OPEB Benefits	
	2024	2023	2024	2023
Discount rate	5.70%	5.15%	5.68%	5.17%
Rate of compensation increase	4.00%	4.00%	N/A	N/A
Assumed medical cost trend rate (Pre 65)	N/A	N/A	7.00%	6.25%
Ultimate trend rate (Pre 65)	N/A	N/A	5.00%	5.00%
Year ultimate trend rate is reached (Pre 65)	N/A	N/A	2033	2031
Assumed medical cost trend rate (Post 65)	N/A	N/A	6.00%	6.25%
Ultimate trend rate (Post 65)	N/A	N/A	5.00%	5.00%
Year ultimate trend rate is reached (Post 65)	N/A	N/A	2030	2030

The weighted-average assumptions used to determine net periodic benefit cost for the plans were as follows for the years ended December 31:

	Pension Benefits			OPEB Benefits		
	2024	2023	2022	2024	2023	2022
Discount rate	5.15%	5.45%	3.00%	5.17%	5.50%	2.91%
Expected return on plan assets	6.50%	6.50%	7.00%	6.50%	6.50%	7.00%
Rate of compensation increase	4.00%	4.00%	4.00%	N/A	N/A	N/A
Assumed medical cost trend rate (Pre 65)	N/A	N/A	N/A	6.25%	6.50%	5.70%
Ultimate trend rate (Pre 65)	N/A	N/A	N/A	5.00%	5.00%	5.00%
Year ultimate trend rate is reached (Pre 65)	N/A	N/A	N/A	2031	2031	2028
Assumed medical cost trend rate (Post 65)	N/A	N/A	N/A	6.25%	6.00%	5.60%
Ultimate trend rate (Post 65)	N/A	N/A	N/A	5.00%	5.00%	5.00%
Year ultimate trend rate is reached (Post 65)	N/A	N/A	N/A	2030	2031	2028

Name of Respondent	This Report Is: (1) [ X ] An Original (2) [ ] A Resubmission	Date of Report (Mo, Da, Yr) April 29, 2025	Year of Report December 31, 2024
Michigan Gas Utilities Corporation			
NOTES TO FINANCIAL STATEMENTS (Continued) – Page 123			

WEC Energy Group consults with its investment advisors on an annual basis to help forecast expected long-term returns on plan assets by reviewing historical returns as well as calculating expected total trust returns using the weighted-average of long-term market returns for each of the major target asset categories utilized in the trust. For 2025, the expected return on assets assumption for the pension and OPEB plans is 6.50%.

## Plan Assets

Current pension trust assets and amounts which are expected to be contributed to the trusts in the future are expected to be adequate to meet pension payment obligations to current and future retirees.

WEC Energy Group's Investment Trust Policy Committee oversees investment matters related to all of our funded benefit plans. The Committee works with external actuaries and investment consultants on an on-going basis to establish and monitor investment strategies and target asset allocations. Forecasted cash flows for plan liabilities are regularly updated based on annual valuation results. Target allocations are determined using projected benefit payment cash flows and risk analyses of appropriate investments. They are intended to reduce risk, provide long-term financial stability for the plans and maintain funded levels which meet long-term plan obligations while preserving sufficient liquidity for near-term benefit payments.

Our pension trust target asset allocations are 25% equity investments, 55% fixed income investments, and 20% private equity and real estate investments. The OPEB trust has target asset allocations of 45% equity investments, 45% fixed income investments, and 10% real estate investments. Equity securities include investments in large-cap, mid-cap, and small-cap companies. Fixed income securities include corporate bonds of companies from diversified industries, mortgage and other asset backed securities, commercial paper, and United States Treasuries.

Pension and OPEB plan investments are recorded at fair value. See Note 1(o), Fair Value Measurements, for more information regarding the fair value hierarchy and the classification of fair value measurements based on the types of inputs used.

The following tables provide the fair values of our investments by asset class:

<i>(in millions)</i>	December 31, 2024							
	Pension Plan Assets				OPEB Plan Assets			
	Level 1	Level 2	Level 3	Total	Level 1	Level 2	Level 3	Total
<b>Asset Class</b>								
Equity securities:								
United States equity	\$ 3.6	\$ —	\$ —	\$ 3.6	\$ 1.5	\$ —	\$ —	\$ 1.5
International equity	3.4	—	—	3.4	1.4	—	—	1.4
Fixed income securities: <sup>(1)</sup>								
United States bonds	—	12.9	—	12.9	1.4	3.2	—	4.6
International bonds	—	1.7	—	1.7	—	0.2	—	0.2
	<b>\$ 7.0</b>	<b>\$ 14.6</b>	<b>\$ —</b>	<b>\$ 21.6</b>	<b>\$ 4.3</b>	<b>\$ 3.4</b>	<b>\$ —</b>	<b>\$ 7.7</b>
Investments measured at net asset value:								
Equity securities				8.8				3.1
Fixed income securities				5.1				1.0
Other				18.0				2.2
<b>Total</b>				<b>\$ 53.5</b>				<b>\$ 14.0</b>

<sup>(1)</sup> This category represents investment grade bonds of United States and foreign issuers denominated in United States dollars from diverse industries.

Name of Respondent	This Report Is: (1) [ X ] An Original (2) [ ] A Resubmission	Date of Report (Mo, Da, Yr) April 29, 2025	Year of Report December 31, 2024
Michigan Gas Utilities Corporation			
NOTES TO FINANCIAL STATEMENTS (Continued) – Page 123			

**December 31, 2023**

<i>(in millions)</i>	Pension Plan Assets				OPEB Plan Assets			
	Level 1	Level 2	Level 3	Total	Level 1	Level 2	Level 3	Total
<b>Asset Class</b>								
Equity securities:								
United States equity	\$ 3.9	\$ —	\$ —	\$ 3.9	\$ 1.5	\$ —	\$ —	\$ 1.5
International equity	4.1	—	—	4.1	1.4	—	—	1.4
Fixed income securities: <sup>(1)</sup>								
United States bonds	—	13.3	—	13.3	1.3	3.2	—	4.5
International bonds	—	1.7	—	1.7	—	0.2	—	0.2
	\$ 8.0	\$ 15.0	\$ —	\$ 23.0	\$ 4.2	\$ 3.4	\$ —	\$ 7.6
Investments measured at net asset value:								
Equity securities				8.5				3.0
Fixed income securities				5.0				1.0
Other				17.3				2.1
<b>Total</b>				<b>\$ 53.8</b>				<b>\$ 13.7</b>

<sup>(1)</sup> This category represents investment grade bonds of United States and foreign issuers denominated in United States dollars from diverse industries.

### Cash Flows

We expect to contribute \$0.1 million to the OPEB plans in 2025, dependent upon various factors affecting us, including our liquidity position and possible tax law changes. We do not expect to make any contributions to the pension plans in 2025.

The following table shows the payments, reflecting expected future service, that we expect to make for pension and OPEB over the next 10 years:

<i>(in millions)</i>	Pension Benefits	OPEB Benefits
2025	\$ 3.1	\$ 0.8
2026	3.2	0.8
2027	3.2	0.9
2028	3.1	0.8
2029	3.1	0.8
2030-2034	14.7	3.5

### Savings Plans

WEC Energy Group sponsors 401(k) savings plans that allow substantially all of our full-time employees to contribute a portion of their pre-tax and/or after-tax income in accordance with plan-specified guidelines. A percentage of employee contributions are matched by us through a contribution into the employee's savings plan account, up to certain limits. The 401(k) savings plans include an Employee Stock Ownership Plan. Certain employees receive an employer retirement contribution, which amounts are contributed to an employee's savings plan account based on the employee's wages, age, and years of service. Total costs incurred under all of these plans were \$1.2 million, \$1.1 million, and \$1.1 million in 2024, 2023, and 2022, respectively.

### NOTE 15—COMMITMENTS AND CONTINGENCIES

We have significant commitments and contingencies arising from our operations, including those related to unconditional purchase obligations, environmental matters, and enforcement and litigation matters.

### Unconditional Purchase Obligations

We have obligations to distribute and sell natural gas to our customers and expect to recover costs related to these obligations in future customer rates. In order to meet these obligations, we routinely enter into long-term purchase and sale commitments for various quantities and lengths of time.

Name of Respondent	This Report Is: (1) [ X ] An Original (2) [ ] A Resubmission	Date of Report (Mo, Da, Yr) April 29, 2025	Year of Report December 31, 2024
Michigan Gas Utilities Corporation			
NOTES TO FINANCIAL STATEMENTS (Continued) – Page 123			

The following table shows our minimum future commitments related to these purchase obligations as of December 31, 2024.

<i>(in millions)</i>	Date Contracts Extend Through	Total Amounts Committed	Payments Due By Period					Later Years
			2025	2026	2027	2028	2029	
Natural gas supply and transportation	2030	\$ 58.1	\$ 15.9	\$ 15.3	\$ 15.3	\$ 8.9	\$ 2.1	\$ 0.6

## Environmental Matters

Consistent with other companies in the natural gas utility industry, we face significant ongoing environmental compliance and remediation obligations related to current and past operations. Specific environmental issues affecting us include, but are not limited to, current and future regulation of GHG emissions and remediation of impacted properties, including former manufactured gas plant sites.

We have continued to pursue a proactive strategy to manage our environmental compliance obligations, including:

- the protection of wetlands and waterways, biodiversity including threatened and endangered species, and cultural resources associated with construction projects;
- the remediation of former manufactured gas plant sites;
- the reduction of methane emissions across our natural gas distribution system by upgrading infrastructure; and
- the tracking and reporting of GHG emissions to comply with federal clean air rules.

## Air Quality

### Climate Change

WEC Energy Group will continue to focus on methane emissions reductions by improving its natural gas distribution systems, and has set a target across its natural gas distribution operations, including our operations, to achieve net-zero methane emissions by the end of 2030. WEC Energy Group plans to achieve its net-zero goal through an effort that includes continuous operational improvements and equipment upgrades, as well as the use of renewable natural gas throughout its natural gas utility distribution systems. In addition, subject to regulatory approval and market conditions, WEC Energy Group expects to procure renewable thermal credits.

## Land Quality

### Manufactured Gas Plant Remediation

We have identified sites at which we or a predecessor company owned or operated a manufactured gas plant or stored manufactured gas. We have also identified other sites that may have been impacted by historical manufactured gas plant activities. We are responsible for the environmental remediation of these sites. We are also working with the Michigan Department of Environment, Great Lakes, and Energy on our investigation and remediation planning. These sites are at various stages of investigation, monitoring, remediation, and closure.

The future costs for detailed site investigation, future remediation, and monitoring are dependent upon several variables including, among other things, the extent of remediation, changes in technology, and changes in regulation. Historically, the MPSC has allowed us to recover incurred costs, net of insurance recoveries and recoveries from potentially responsible parties, associated with the remediation of manufactured gas plant sites. Accordingly, we have established regulatory assets for costs associated with these sites.

We have established the following regulatory assets and reserves for our manufactured gas plant sites as of December 31:

<i>(in millions)</i>	2024	2023
Regulatory assets for environmental remediation costs	\$ 15.5	\$ 18.3
Reserves for future environmental remediation	12.0	14.2

## Enforcement and Litigation Matters

We are involved in legal and administrative proceedings before various courts and agencies with respect to matters arising in the ordinary course of business. Although we are unable to predict the outcome of these matters, management believes that appropriate reserves have been established and that final settlement of these actions will not have a material impact on our financial condition or results of operations.

Name of Respondent	This Report Is: (1) [ X ] An Original (2) [ ] A Resubmission	Date of Report (Mo, Da, Yr) April 29, 2025	Year of Report December 31, 2024
Michigan Gas Utilities Corporation			
NOTES TO FINANCIAL STATEMENTS (Continued) – Page 123			

## NOTE 16—SUPPLEMENTAL CASH FLOW INFORMATION

<i>(in millions)</i>	Year Ended December 31		
	2024	2023	2022
Cash paid for interest, net of amount capitalized	\$ 6.8	\$ 6.8	\$ 4.9
Cash paid to WEC Energy Group for income taxes, net	3.5	6.3	1.4
Significant non-cash investing and financing transactions:			
Net payables (receivables) related to construction costs	1.3	1.4	(0.2)
Liabilities accrued for software licensing agreement	—	—	0.2

## NOTE 17—REGULATORY ENVIRONMENT

### 2024 Rate Order

In March 2024, we filed a request with the MPSC to increase our retail natural gas base rates. In September 2024, the MPSC issued a final order approving a settlement agreement, which authorizes us to increase our natural gas base rates by \$7.0 million (3.88%). The rate increase reflects a 9.86% ROE and a common equity component average of 50.0%. The rate increase was primarily driven by inflationary pressure on capital projects and operating and maintenance costs and the significant increase in interest rates over the past few years. The order also authorizes us to defer any expenses incurred to implement the Pipeline and Hazardous Materials Safety Administration's proposed rulemaking titled "Gas Pipeline Leak Detection and Repair."

The new rates became effective January 1, 2025.

### 2023 Rate Order

In March 2023, we filed a request with the MPSC to increase our retail natural gas base rates. In August 2023, the MPSC issued a written order approving a comprehensive settlement that resolved all issues in our rate case. The key terms of the settlement agreement included:

- a natural gas base rate increase of \$9.9 million (4.7%);
- an ROE of 9.8%;
- a common equity component average of 51.0%; and,
- a continuation of the existing MRP rider, effective January 1, 2025 through 2027, including forecasted increased costs for those projects. The MRP rider supports recovery of planned capital investment related to pipeline replacements to maintain system safety and reliability, without having to file a rate case. MRP costs were being recovered in base rates in 2024.

The rate increase was primarily driven by capital investments made to strengthen the safety and reliability of our natural gas distribution system and to provide service to additional customers. Inflationary pressure on operating costs also contributed to the rate increase. The new rates were effective January 1, 2024.

### Marshall to Coldwater Pipeline Replacement Project

In August 2022, we filed an application with the MPSC requesting authority to construct a natural gas pipeline to replace approximately 20 miles of an existing, aging pipeline. The existing pipeline provides natural gas transportation from Marshall, Michigan to Coldwater, Michigan, and is known as the MCP. The replacement of the MCP is necessary for the reliable and efficient operation of our distribution system. In July 2023, the MPSC issued a written order approving a settlement we reached with MPSC staff that resolved all outstanding issues and authorized our replacement of the MCP. The estimated cost of the MCP replacement project is \$40.4 million. Construction began in 2024 and is scheduled to be completed by the end of 2026.

## NOTE 18—OTHER INCOME, NET

Total other income, net was as follows for the years ended December 31:

<i>(in millions)</i>	2024	2023	2022
Allowance for funds used during construction – Equity	\$ 0.4	\$ 0.3	\$ 0.5
Non-service components of net periodic benefit costs	—	0.1	1.1
<b>Total other income, net</b>	<b>\$ 0.4</b>	<b>\$ 0.4</b>	<b>\$ 1.6</b>

Name of Respondent	This Report Is: (1) <input checked="" type="checkbox"/> An Original (2) <input type="checkbox"/> A Resubmission	Date of Report (Mo, Da, Yr) April 29, 2025	Year of Report December 31, 2024
Michigan Gas Utilities Corporation			
NOTES TO FINANCIAL STATEMENTS (Continued) – Page 123			

**NOTE 19—NEW ACCOUNTING PRONOUNCEMENTS**

**Improvements to Income Tax Disclosures**

In December 2023, the Financial Accounting Standards Board issued Accounting Standards Update No. 2023-09, Income Taxes (Topic 740): Improvements to Income Tax Disclosures. The amendments require additional disclosures, primarily related to income taxes paid and the rate reconciliation table. The amendments require disclosures on specific categories in the rate reconciliation table, as well as additional information for reconciling items that meet a quantitative threshold. For income taxes paid, additional disclosures are required to disaggregate federal, state, and foreign income taxes paid, with additional disclosures for income taxes paid that meet a quantitative threshold. The amendments are effective for annual periods beginning after December 15, 2025, with early adoption permitted. We plan to early adopt these amendments beginning with our fiscal year ending on December 31, 2025, and are currently evaluating the impact this guidance may have on our financial statements and related disclosures.

Name of Respondent		This Report Is:	Date of Report	Year of Report
Michigan Gas Utilities Corporation		(1) <input checked="" type="checkbox"/> An Original (2) <input type="checkbox"/> A Resubmission	(Mo, Da, Yr) April 29, 2025	December 31, 2024
<b>SUMMARY OF UTILITY PLANT AND ACCUMULATED PROVISIONS FOR DEPRECIATION, AMORTIZATION AND DEPLETION</b>				
Line No.	Item  (a)	Total  (b)	Electric  (c)	
1	UTILITY PLANT			
2	In Service			
3	Plant in Service (Classified)Includes ARO	681,686,070		
4	Property Under Capital Leases	0		
5	Plant Purchased or Sold	0		
6	Completed Construction not Classified	0		
7	Experimental Plant Unclassified	0		
8	TOTAL (Enter Total of lines 3 thru 7)	681,686,070		
9	Leased to Others	0		
10	Held for Future Use	0		
11	Construction Work in Progress	21,723,361		
12	Acquisition Adjustments	0		
13	TOTAL Utility Plant (Enter Total of lines 8 thru 12)	703,409,431		
14	Accum. Prov. for Depr., Amort., & Depl.	0		
15	Net Utility Plant (Enter Total of line 13 less 14)	703,409,431		
16	DETAIL OF ACCUMULATED PROVISIONS FOR DEPRECIATION, AMORTIZATION AND DEPLETION			
17	In Service:			
18	Depreciation	261,722,080		
19	Amort. and Depl. of Producing Natural Gas Land and Land Rights	0		
20	Amort. of Underground Storage Land and Land Rights	0		
21	Amort. of Other Utility Plant	11,727,490		
22	TOTAL In Service (Enter Total of lines 18 thru 21)	273,449,570		
23	Leased to Others			
24	Depreciation	0		
25	Amortization and Depletion	0		
26	TOTAL Leased to Others (Enter Total of lines 24 and 25)	0		
27	Held for Future Use			
28	Depreciation	0		
29	Amortization	0		
30	TOTAL Held for Future Use (Enter Total of lines 28 and 29)	0		
31	Abandonment of Leases (Natural Gas)	0		
32	Amort. of Plant Acquisition Adj.	0		
33	TOTAL Accumulated provisions (Should agree with line 14 above) (Enter Total of lines 22, 26, 30, 31, and 32)	273,449,570		

Name of Respondent		This Report Is:		Date of Report	Year of Report
Michigan Gas Utilities Corporation		(1) <input checked="" type="checkbox"/> An Original (2) <input type="checkbox"/> A Resubmission		(Mo, Da, Yr) April 29, 2025	December 31, 2024
<b>SUMMARY OF UTILITY PLANT AND ACCUMULATED PROVISIONS FOR DEPRECIATION, AMORTIZATION AND DEPLETION</b>					
Gas	Other (Specify)	Other (Specify)	Other (Specify)	Common	Line No.
(d)	(e)	(f)	(g)	(h)	
					1
					2
681,686,070					3
0					4
0					5
0					6
0					7
681,686,070					8
0					9
0					10
21,723,361					11
0					12
703,409,431					13
0					14
703,409,431					15
					16
					17
261,722,080					18
0					19
0					20
11,727,490					21
273,449,570					22
					23
0					24
0					25
0					26
					27
0					28
0					29
0					30
0					31
0					32
273,449,570					33

Name of Respondent Michigan Gas Utilities Corporation	This Report Is: (1) <input checked="" type="checkbox"/> An Original (2) <input type="checkbox"/> A Resubmission	Date of Report (Mo, Da, Yr) 4/29/2025	Year of Report December 31, 2024
--	---	---	-------------------------------------

**GAS PLANT IN SERVICE (Accounts 101, 102, 103, 106)**

1. Report below the original cost of gas plant in service according to the prescribed accounts.

2. In addition to Account 101, Gas Plant in Service (Classified), this schedule includes Account 102, Gas Plant Purchased or Sold; Account 103, Experimental Gas Plant Unclassified; and Account 106, Completed Construction Not Classified - Gas.

3. Include in column (c) or (d), as appropriate, corrections of additions and retirements for the current or preceding year.

4. Enclose in parentheses credit adjustments of plant accounts to indicate the negative effect of such amounts.

5. Classify Account 106 according to prescribed accounts, on an estimated basis if necessary, and include the entries in column (c). Also to be included in column (c) are entries for reversals of tentative distributions of prior year reported in column (b). Likewise, if the respondent has a significant amount of plant retirements which have not been classified to primary accounts at the end of the year, include in column (d) a tentative distribution of such retirements on an estimated basis, with appropriate contra entry to the account for accumulated depreciation provision. Include also in column (d) reversals of tentative distributions of prior year of unclassified retirements.

Attach supplemental statement showing the account distributions of these tentative classifications in columns (c) and (d), including the reversals of the prior year's tentative account distributions of these

Line No.	Acct. No.	Account (a)	Balance at Beginning of Year (b)	Additions (c)
1		1. Intangible Plant		
2	301	Organization	\$ -	\$ -
3	302	Franchises and Consents	22,656	
4	303	Miscellaneous Intangible Plant	24,909,705	2,357,804
5		TOTAL Intangible Plant	\$ 24,932,361	\$ 2,357,804
6		2. Production Plant		
7		Manufactured Gas Production Plant		
8	304.1	Land		
9	304.2	Land Rights		
10	305	Structures and Improvements		
11	306	Boiler Plant Equipment		
12	307	Other Power Equipment		
13	308	Coke Ovens		
14	309	Producer Gas Equipment		
15	310	Water Gas Generating Equipment		
16	311	Liquefied Petroleum Gas Equipment		
17	312	Oil Gas Generating Equipment		
18	313	Generating Equipment-Other Processes		
19	314	Coal, Coke and Ash Handling Equipment		
20	315	Catalytic Cracking Equipment		
21	316	Other Reforming Equipment		
22	317	Purification Equipment		
23	318	Residual Refining Equipment		
24	319	Gas Mixing Equipment		
25	320	Other Equipment		
26	321	Asset Retirement Costs		
27		TOTAL Manufactured Gas Production Plant	\$ -	\$ -

Name of Respondent	This Report Is:	Date of Report	Year of Report
Michigan Gas Utilities Corporation	(1) <input checked="" type="checkbox"/> An Original (2) <input type="checkbox"/> A Resubmission	(Mo, Da, Yr) 4/29/2025	December 31, 2024

**GAS PLANT IN SERVICE (Accounts 101, 102, 103, 106) (Continued)**

amounts. Careful observance of the above instructions and the text of Accounts 101 and 106 will avoid serious omissions of the reported amount of respondent's plant actually in service at end of year.

6. Show in column (f) reclassifications or transfers within utility plant accounts. Include also in column (f) the additions or reductions of primary account classifications arising from distribution of amounts initially recorded in Account 102. In showing the clearance of Account 102, include in column (e) the amounts with respect to accumulated provision for depreciation, acquisition adjustments, etc., and show in column (f) only the offset to the debits or credits

distributed in column (f) to primary account classifications.

7. For Account 399, state the nature and use of plant included in this account and if substantial in amount submit a supplementary statement showing subaccount classification of such plant conforming to the requirements of these pages.

8. For each amount comprising the reported balance and changes in Account 102, state the property purchased or sold, name of vendor or purchaser, and date of transaction. If proposed journal entries have been filed with the Commission as required by the Uniform System of Accounts, give also date of such filing.

Retirements	Adjustments	Transfers	Balance at End of Year	Acct. No.	Line No.
(d)	(e)	(f)	(g)		
					1
\$ -	\$ -	\$ -	\$ -	301	2
			22,656	302	3
2,811,758		2,875	24,458,626	303	4
\$ 2,811,758	\$ -	\$ 2,875	\$ 24,481,282		5
					6
					7
			-	304.1	8
			-	304.2	9
			-	305	10
			-	306	11
			-	307	12
			-	308	13
			-	309	14
			-	310	15
			-	311	16
			-	312	17
			-	313	18
			-	314	19
			-	315	20
			-	316	21
			-	317	22
			-	318	23
			-	319	24
			-	320	25
			-	321	26
\$ -	\$ -	\$ -	\$ -		27

Name of Respondent Michigan Gas Utilities Corporation		This Report Is: (1) <input checked="" type="checkbox"/> An Original (2) <input type="checkbox"/> A Resubmission	Date of Report (Mo, Da, Yr) 4/29/2025	Year of Report December 31, 2024
<b>GAS PLANT IN SERVICE (Accounts 101, 102, 103, 106) (Continued)</b>				
Line No.	Acct. No.	Account (a)	Balance at Beginning of Year (b)	Additions (c)
28		Natural Gas Production & Gathering Plant		
29	325.1	Producing Lands	\$ -	\$ -
30	325.2	Producing Leaseholds		
31	325.3	Gas Rights		
32	325.4	Rights-of-Way		
33	325.5	Other Land		
34	325.6	Other Land Rights		
35	326	Gas Well Structures		
36	327	Field Compressor Station Structures		
37	328	Field Measuring and Regulating Station Structures		
38	329	Other Structures		
39	330	Producing Gas Wells-Well Construction		
40	331	Producing Gas Wells-Well Equipment		
41	332	Field Lines		
42	333	Field Compressor Station Equipment		
43	334	Field Measuring and Regulating Station Equipment		
44	335	Drilling and Cleaning Equipment		
45	336	Purification Equipment		
46	337	Other Equipment		
47	338	Unsuccessful Exploration & Development Costs		
48	339	Asset Retirement Costs		
49		TOTAL Production and Gathering Plant	\$ -	\$ -
50		Products Extraction Plant		
51	340.1	Land		
52	340.2	Land Rights		
53	341	Structures and Improvements		
54	342	Extraction and Refining Equipment		
55	343	Pipe Lines		
56	344	Extracted Products Storage Equipment		
57	345	Compressor Equipment		
58	346	Gas Measuring and Regulating Equipment		
59	347	Other Equipment		
60	348	Asset Retirement Costs		
61		TOTAL Products Extraction Plant	\$ -	\$ -
62		TOTAL Natural Gas Production Plant	\$ -	\$ -
63		SNG Production Plant (Submit Supplemental Statement)		
64		TOTAL Production Plant	\$ -	\$ -
65		3. Natural Gas Storage and Processing Plant		
66		Underground Storage Plant		
67	350.1	Land	293,206	

Name of Respondent		This Report Is:		Date of Report	Year of Report	
Michigan Gas Utilities Corporation		(1) <input checked="" type="checkbox"/> An Original (2) <input type="checkbox"/> A Resubmission		(Mo, Da, Yr) 4/29/2025	December 31, 2024	
<b>GAS PLANT IN SERVICE (Accounts 101, 102, 103, 106) (Continued)</b>						
Retirements	Adjustments	Transfers	Balance at	Acct.	Line	
(d)	(e)	(f)	End of Year	No.	No.	
			(g)			
						28
\$ -	\$ -	\$ -	\$ -	325.1		29
			-	325.2		30
			-	325.3		31
			-	325.4		32
			-	325.5		33
			-	325.6		34
			-	326		35
			-	327		36
			-	328		37
			-	329		38
			-	330		39
			-	331		40
			-	332		41
			-	333		42
			-	334		43
			-	335		44
			-	336		45
			-	337		46
			-	338		47
			-	339		48
\$ -	\$ -	\$ -	\$ -			49
						50
			-	340.1		51
			-	340.2		52
			-	341		53
			-	342		54
			-	343		55
			-	344		56
			-	345		57
			-	346		58
			-	347		59
			-	348		60
\$ -	\$ -	\$ -	\$ -			61
\$ -	\$ -	\$ -	\$ -			62
			-			63
\$ -	\$ -	\$ -	\$ -			64
						65
						66
			293,206	350.1		67

Name of Respondent Michigan Gas Utilities Corporation	This Report Is: (1) <input checked="" type="checkbox"/> An Original (2) <input type="checkbox"/> A Resubmission	Date of Report (Mo, Da, Yr) 4/29/2025	Year of Report December 31, 2024
--	---	---	-------------------------------------

**GAS PLANT IN SERVICE (Accounts 101, 102, 103, 106) (Continued)**

Line No.	Acct. No.	Account (a)	Balance at Beginning of Year (b)	Additions (c)
68	350.2	Rights-of-Way	\$ 2,455	\$ -
69	351	Structures and Improvements	3,234,374	68,986
70	352	Wells	6,170,215	291,966
71	352.1	Storage Leaseholds and Rights	1,666,932	
72	352.2	Reservoirs	94,230	
73	352.3	Non-Recoverable Natural Gas	2,397,388	
74	353	Lines	1,297,537	
75	354	Compressor Station Equipment	-	
76	355	Measuring and Regulating Equipment	-	
77	356	Purification Equipment	3,818,016	7,167,827
78	357	Other Equipment	1,407,273	85,954
79	358	Gas in Underground Storage-Noncurrent	1,740,168	
80	358.1	Asset Retirement Costs	40,555	
81		TOTAL Underground Storage Plant	\$ 22,162,349	\$ 7,614,733
82		Other Storage Plant		
83	360.1	Land		
84	360.2	Land Rights		
85	361	Structures and Improvements		
86	362	Gas Holders		
87	363	Purification Equipment		
88	363.1	Liquefaction Equipment		
89	363.2	Vaporizing Equipment		
90	363.3	Compressor Equipment		
91	363.4	Measuring and Regulating Equipment		
92	363.5	Other Equipment		
93	363.6	Asset Retirement Costs		
94		TOTAL Other Storage Plant	\$ -	\$ -
95		Base Load Liquefied NG Terminating and Processing Plant		
96	364.1	Land		
97	364.1a	Land Rights		
98	364.2	Structures and Improvements		
99	364.3	LNG Processing Terminal Equipment		
100	364.4	LNG Transportation Equipment		
101	364.5	Measuring and Regulating Equipment		
102	364.6	Compressor Station Equipment		
103	364.7	Communication Equipment		
104	364.8	Other Equipment		
105		TOTAL Base Load LNG Terminating and Processing Plant	\$ -	\$ -
106				
107		TOTAL Natural Gas Storage and Processing Plant	22,162,349	7,614,733

Name of Respondent	This Report Is:	Date of Report	Year of Report		
Michigan Gas Utilities Corporation	(1) <input checked="" type="checkbox"/> An Original (2) <input type="checkbox"/> A Resubmission	(Mo, Da, Yr) 4/29/2025	December 31, 2024		
<b>GAS PLANT IN SERVICE (Accounts 101, 102, 103, 106) (Continued)</b>					
Retirements (d)	Adjustments (e)	Transfers (f)	Balance at End of Year (g)	Acct. No.	Line No.
\$ -	\$ -	\$ -	\$ 2,455	350.2	68
17,414			3,285,946	351	69
135,377			6,326,804	352	70
			1,666,932	352.1	71
			94,230	352.2	72
			2,397,388	352.3	73
		104,624	1,402,161	353	74
			-	354	75
			-	355	76
580,748			10,405,095	356	77
32,320		(85,955)	1,374,952	357	78
			1,740,168	358	79
			40,555	358.1	80
\$ 765,859	\$ -	\$ 18,669	\$ 29,029,892		81
					82
			-	360.1	83
			-	360.2	84
			-	361	85
			-	362	86
			-	363	87
			-	363.1	88
			-	363.2	89
			-	363.3	90
			-	363.4	91
			-	363.5	92
			-	363.6	93
\$ -	\$ -	\$ -	\$ -		94
					95
			-	364.1	96
			-	364.1a	97
			-	364.2	98
			-	364.3	99
			-	364.4	100
			-	364.5	101
			-	364.6	102
			-	364.7	103
			-	364.8	104
\$ -	\$ -	\$ -	\$ -		105
					106
765,859	-	18,669	29,029,892		107

Name of Respondent Michigan Gas Utilities Corporation		This Report Is: (1) <input checked="" type="checkbox"/> An Original (2) <input type="checkbox"/> A Resubmission	Date of Report (Mo, Da, Yr) 4/29/2025	Year of Report December 31, 2024
<b>GAS PLANT IN SERVICE (Accounts 101, 102, 103, 106) (Continued)</b>				
Line No.	Acct. No.	Account (a)	Balance at Beginning of Year (b)	Additions (c)
108		4. Transmission Plant		
109	365.1	Land	\$ 43,629	\$ -
110	365.2	Land Rights	927,544	
111	365.3	Rights-of-Way	-	
112	366	Structures and Improvements	1,161,404	(87,406)
113	367	Mains	80,573,537	60,107
114	368	Compressor Station Equipment	-	
115	369	Measuring and Regulating Station Equipment	21,549,339	1,567,178
116	370	Communication Equipment		
117	371	Other Equipment		
118	372	Asset Retirement Costs		
119		TOTAL Transmission Plant	\$ 104,255,453	\$ 1,539,879
120		5. Distribution Plant		
121	374.1	Land	260,273	141
122	374.2	Land Rights	235,632	
123	375	Structures and Improvements	158,386	
124	376	Mains	206,561,075	10,846,088
125	377	Compressor Station Equipment	-	
126	378	Measuring and Regulating Station Equip.-General	11,304,566	2,789,163
127	379	Measuring and Regulating Station Equip.-City Gate	3,857,291	16,180
128	380	Services	130,095,813	9,078,263
129	381	Meters	75,010,779	13,516,291
130	382	Meter Installations	-	
131	383	House Regulators	17,156,696	371,008
132	384	House Regulator Installations	-	
133	385	Industrial Measuring and Regulating Station Equip.	1,152,003	
134	386	Other Property on Customer's Premises	-	
135	387	Other Equipment	-	
136	388	Asset Retirement Costs	(382,053)	
137		TOTAL Distribution Plant	\$ 445,410,461	\$ 36,617,134
138		6. General Plant		
139	389.1	Land	1,206,316	
140	389.2	Land Rights	-	
141	390	Structures and Improvements	16,753,562	1,212,235
142	391	Office Furniture and Equipment	270,283	
143	391.1	Computers and Computer Relating Equipment	3,334,947	957,248
144	392	Transportation Equipment	8,326,768	2,355,852
145	393	Stores Equipment	3,404	
146	394	Tools, Shop and Garage Equipment	3,957,226	222,466
147	395	Laboratory Equipment	502,093	

Name of Respondent	This Report Is:	Date of Report	Year of Report		
Michigan Gas Utilities Corporation	(1) <input checked="" type="checkbox"/> An Original (2) <input type="checkbox"/> A Resubmission	(Mo, Da, Yr) 4/29/2025	December 31, 2024		
<b>GAS PLANT IN SERVICE (Accounts 101, 102, 103, 106) (Continued)</b>					
Retirements  (d)	Adjustments  (e)	Transfers  (f)	Balance at End of Year  (g)	Acct. No.	Line No.
					108
\$ -	\$ -	\$ (32,911)	\$ 10,718	365.1	109
		14,503	942,047	365.2	110
			-	365.3	111
917		(1,045,957)	27,124	366	112
		(56,902,992)	23,730,652	367	113
			-	368	114
94,454		(12,518,059)	10,504,004	369	115
			-	370	116
			-	371	117
			-	372	118
\$ 95,371	\$ -	\$ (70,485,416)	\$ 35,218,224		119
					120
		32,911	293,325	374.1	121
			235,632	374.2	122
			158,386	375	123
260,735		52,170,361	269,316,789	376	124
			-	377	125
1,202,115		3,684,865	16,576,479	378	126
494,130		14,038,371	17,417,712	379	127
263,301		(638)	138,910,137	380	128
2,436,185			86,090,885	381	129
			-	382	130
31,871			17,495,833	383	131
			-	384	132
			1,152,003	385	133
			-	386	134
			-	387	135
			(382,053)	388	136
\$ 4,688,337	\$ -	\$ 69,925,870	\$ 547,647,181		137
					138
65,000			1,141,316	389.1	139
			-	389.2	140
263,252			17,702,545	390	141
			270,283	391	142
1,150,316		(2,875)	3,139,004	391.1	143
1,459,216			9,223,404	392	144
			3,404	393	145
			4,179,692	394	146
			502,093	395	147

Name of Respondent Michigan Gas Utilities Corporation	This Report Is: (1) <input checked="" type="checkbox"/> An Original (2) <input type="checkbox"/> A Resubmission	Date of Report (Mo, Da, Yr) 4/29/2025	Year of Report December 31, 2024
--	---	---	-------------------------------------

**GAS PLANT IN SERVICE (Accounts 101, 102, 103, 106) (Continued)**

Line No.	Acct. No.	Account (a)	Balance at Beginning of Year (b)	Additions (c)
148	396	Power Operated Equipment	\$ 2,364,465	\$ 262,587
149	397	Communication Equipment	6,730,408	451,255
150	398	Miscellaneous Equipment	3,869	1,613
151		SUBTOTAL (Lines 139 thru 150)	\$ 43,453,341	\$ 5,463,256
152	399	Other Tangible Property		
153	399.1	Asset Retirement Costs	(23,910)	
154		TOTAL General Plant	\$ 43,429,431	\$ 5,463,256
155		TOTAL (Accounts 101 and 106)	\$ 640,190,055	\$ 53,592,806
156	101.1	Property Under Capital Leases		
157	102	Gas Plant Purchased (See Instruction 8)		
158	(Less) 102	Gas Plant Sold (See Instruction 8)		
159	103	Experimental Gas Plant Unclassified		
160		TOTAL GAS PLANT IN SERVICE	\$ 640,190,055	\$ 53,592,806

Name of Respondent Michigan Gas Utilities Corporation	This Report Is: (1) <input checked="" type="checkbox"/> An Original (2) <input type="checkbox"/> A Resubmission	Date of Report (Mo, Da, Yr) 4/29/2025	Year of Report December 31, 2024
--	---	---	-------------------------------------

**GAS PLANT IN SERVICE (Accounts 101, 102, 103, 106) (Continued)**

Retirements (d)	Adjustments (e)	Transfers (f)	Balance at End of Year (g)	Acct. No.	Line No.
\$ 274,815	\$ -	\$ -	\$ 2,352,237	396	148
522,867		540,877	7,199,673	397	149
			5,482	398	150
\$ 3,735,466	\$ -	\$ 538,002	\$ 45,719,133		151
			-	399	152
			(23,910)	399.1	153
\$ 3,735,466	\$ -	\$ 538,002	\$ 45,695,223		154
\$ 12,096,791	\$ -	\$ -	\$ 682,071,802		155
			-	101.1	156
			-	102	157
			-	(102)	158
			-	103	159
\$ 12,096,791	\$ -	\$ -	\$ 681,686,070		160

Line 4, Column (f): Transfer between accounts  
Line 74, Column (f): Transfer between accounts  
Line 78, Column (f): Transfer between accounts  
Line 109, Column (f): Transfer between accounts  
Line 110, Column (f): Transfer between accounts  
Line 112, Column (f): Transfer between accounts  
Line 113, Column (f): Transfer between accounts  
Line 115, Column (f): Transfer between accounts  
Line 121, Column (f): Transfer between accounts  
Line 124, Column (f): Transfer between accounts  
Line 126, Column (f): Transfer between accounts  
Line 127, Column (f): Transfer between accounts  
Line 128, Column (f): Transfer between accounts  
Line 143, Column (f): Transfer between accounts  
Line 149, Column (f): Transfer between accounts

Name of Respondent	This Report Is:	Date of Report	Year of Report
Michigan Gas Utilities Corporation	(1) <input checked="" type="checkbox"/> An Original (2) <input type="checkbox"/> A Resubmission	(Mo, Da, Yr) April 29, 2025	December 31, 2024

**CONSTRUCTION WORK IN PROGRESS - GAS (Account 107)**

- |   |   |
|---|---|
| <p>1. Report below descriptions and balances at end of year or project in process of construction (107).</p> <p>2. Show items relating to "research, development, and demonstration" projects last, under a caption Research,</p> | <p>Development, and Demonstration (see Account 107 of the Uniform System of Accounts).</p> <p>3. Minor projects (less than \$500,000) may be grouped.</p> |
|---|---|

Line No.	Description of Project (a)	Construction Work in Progress-Gas (Account 107) (b)	Estimated Additional Cost of Project (c)
1	MARSHALL TO COLDWATER PIPELINE REPL	11,269,178	N/A
2	MARSHALL-COLDWATER PIPELINE REPL PH	2,369,226	N/A
3	DIVISION DRIVE FILTER AND PIG LAUNC	718,311	31,689
4	MGU-DISPATCH CONSOLE AND CALL RECOR	580,873	N/A
5	GH - PINE ST REPLACEMENT	540,494	N/A
6			
7	Projects with balances less than \$500,000	6,245,279	N/A
8			
9			
10			
11			
12			
13			
14			
15			
16			
17			
18			
19			
20			
21			
22			
23			
24			
25			
26			
27			
28			
29			
30			
31			
32			
33			
34			
35			
36			
37			
38			
39			
40			
41			
42			
43	TOTAL	21,723,361	Not Available

Name of Respondent	This Report Is: (1) <input checked="" type="checkbox"/> An Original (2) <input type="checkbox"/> A Resubmission	Date of Report (Mo, Da, Yr) April 29, 2025	Year of Report December 31, 2024
--------------------	---	--	-------------------------------------

**CONSTRUCTION OVERHEADS - GAS**

1. List in column (a) the kinds of overheads according to the titles used by the respondent. Charges for outside professional services for engineering fees and management or supervision fees capitalized should be shown as separate items.

2. On page 218 furnish information concerning construction overheads.

3. A respondent should not report "none" to this page if no overhead apportionments are made, but rather should explain on page 218 the accounting procedures employed and the amounts of engineering, supervision and administrative costs, etc., which are directly charged to construction.

4. Enter on this page engineering, supervision, administrative, and allowance for funds used during construction, etc., which are first assigned to a blanket work order and then prorated to construction jobs.

Line No.	Description of Overhead (a)	Total Amount Charged for the Year (b)	Total Cost of Construction to Which Overheads Were Charged (Exclusive of Overhead Charges) (c)
1	Internal design, engineering and supervision	1,159,008	
2	Allowance for funds used during construction	619,383	
3	External design, engineering and supervision	390	
4			
5			
6			
7			
8			
9			
10			
11			
12			
13			
14			
15			
16			
17			
18			
19			
20			
21			
22			
23			
24			
25			
26			
27			
28			
29			
30			
31			
32			
33			
34			
35			
36			
37			
38			
39			
40			
41			
42			
43			
44			
45			
46	TOTAL	1,778,781	0

Name of Respondent	This Report is: (1) <input checked="" type="checkbox"/> An Original (2) <input type="checkbox"/> A Resubmission	Date of Report (Mo, Da, Yr) April 29, 2025	Year of Report December 31, 2024
Michigan Gas Utilities Corporation			

**GENERAL DESCRIPTION OF CONSTRUCTION OVERHEAD PROCEDURE**

1. For each construction overhead explain: (a) the nature and extent of work, etc., the overhead charges are intended to cover, (b) the general procedure for determining the amount capitalized, (c) the method of distribution to construction jobs, (d) whether different rates are applied to different types of construction, (e) basis of differentiation in rates for different types of construction, and (f) whether the overhead is directly or indirectly assigned.

2. Show below the computation of allowance for funds used during construction rates, if those differ from the overall rate of return authorized by the Michigan Public Service Commission.

Internal Design, Engineering, and Supervision

The Company capitalizes salaries (including applicable labor overheads) and expenses of supervisory, engineering and clerical personnel involved with the construction and retirement of gas mains and services. Costs include design and engineering services as well as supervising, directing, and controlling activities of field employees engaged in the construction and retirement activities. The amounts are allocated to gas mains, gas services, and retirement projects based on invoices, materials, and labor charged to those projects.

Allowance for Funds Used During Construction

Allowance for Funds Used During Construction is calculated on the beginning month balance of eligible Construction Work In Progress ("CWIP") using the Company's overall rate of return as reflected in the Company's most recent rate case approved by the Michigan Public Service Commission.

External Design, Engineering, and Supervision

The Company capitalizes external costs incurred for the design, engineering, and consulting services involved with the construction and retirement of gas mains and gas services. The amounts are allocated to gas mains, gas services, and retirement projects based on invoices, materials, and labor charges on those projects.

Name of Respondent	This Report Is: (1) [ X ] An Original (2) [ ] A Resubmission	Date of Report (Mo, Da, Yr) April 29, 2025	Year of Report December 31, 2024
Michigan Gas Utilities Corporation			

**ACCUMULATED PROVISION FOR DEPRECIATION OF GAS UTILITY PLANT (Account 108 & 110)**

<p>1. Explain in a footnote any important adjustments during year.</p> <p>2. Explain in a footnote any difference between the amount for book cost of plant retired, line 11, column (c), and that reported for gas plant in service, pages 204-211, column (d), excluding retirements of non-depreciable property.</p> <p>3. Accounts 108 and 110 in the Uniform System of Accounts require that retirements of depreciable plant be recorded when such plant is removed from service.</p>	<p>If the respondent has a significant amount of plant retired at year end which has not been recorded and/or classified to the various reserve functional classifications, make preliminary closing entries to tentatively functionalize the book cost of the plant retired. In addition, include all costs included in retirement work in progress at year end in the appropriate functional classifications.</p> <p>4. Show separately interest credits under a sinking fund or similar method of depreciation accounting.</p>
---	---

**Section A. Balances and Changes During Year**

Line No.	Item (a)	Total (c + d + e) (b)	Gas Plant in Service (c)	Gas Plant Held for Future Use (d)	Gas Plant Leased to Others (e)
1	Balance Beginning of Year	250,286,911	250,286,911		
2	Depreciation Prov. for Year, Charged to				
3	(403) Depreciation Expense	17,672,309	17,672,309		
4	(403.1) Deprec. and Deplet. Expense	0	0		
5	(413) Exp. of Gas Plt. Leas. to Others	0	0		
6	Transportation Expenses-Clearing	0	0		
7	Other Clearing Accounts	625,981	625,981		
8	Other Accounts (see footnote details)	43,635	43,635		
9	TOTAL Deprec. Prov. for Year (Enter Total of Lines 3 thru 8)	18,254,655	18,254,655	0	0
10					
11	Net Charges for Plant Retired:				
12	Book Cost of Plant Retired	9,285,033	9,285,033		
13	Cost of Removal	1,183,349	1,183,349		
14	Salvage	3,611,662	3,611,662		
15	TOTAL Net Chrgs. for Plant Ret. (Enter Total of Lines 12 thru 14)	6,856,720	6,856,720	0	0
16					
17	Other Debit or Credit Items (see footnote details)	37,234	37,234		
18	Book Cost or Asset Retirement Costs	0	0		
19	Balance End of Year (Enter Total of Lines 1, 10, 15, & 17)	261,722,080	261,722,080	0	0

**Section B. Balances at End of Year According to Functional Classifications**

20	Production - Manufactured Gas	0	0		
21	Production and Gathering - Natural Gas	0	0		
22	Products Extraction - Natural Gas	0	0		
23	Underground Gas Storage	5,972,419	5,972,419		
24	Other Storage Plant	0	0		
25	Base Load LNG Terminating & Proc. Plt.	0	0		
26	Transmission	5,788,096	5,788,096		
27	Distribution	232,969,823	232,969,823		
28	General	16,991,742	16,991,742		
29	TOTAL (Enter total of Lines 20 thru 28)	261,722,080	261,722,080	0	0

Line 8, Column (c): ARO Depreciation Expense (Non-Rate Base) - Debits to Account 182.3

Line 16, Column (c):	Other Debit or Credit Items:	
	Def Rev Requirement-Depr Exp (Case # U-20797)	(25,000)
	Land retirements subject to gain/loss treatment	65,000
	Plant transfers between accounts	(2,766)
		<u>37,234</u>

Name of Respondent	This Report Is:	Date of Report	Year of Report
Michigan Gas Utilities Corporation	(1) <input checked="" type="checkbox"/> An Original (2) <input type="checkbox"/> A Resubmission	(Mo, Da, Yr) April 29, 2025	December 31, 2024

**Depreciation Cost of Removal by Plant Accounting**  
Per Supplemental Information Request

	Plant Account	Plant Account Name	Amount
1	351	Structures and improvements	\$ 31,619
2	352	Wells	215,888
3	352.2	Reservoirs	1,146
4	353	Lines	16,469
5	354	Compressor station equipment	(2,747)
6	355	Measuring and regulating equipment	8,008
7	356	Purification equipment	9,705
8	357	Other equipment	214
9	366	Structures and improvements	(2,891)
10	367	Mains	8,174
11	369	Measuring and regulating station equipment	(60,665)
12	375	Structures and improvements	(1,736)
13	376	Mains	243,528
14	378	Measuring and regulating station equip-General	79,649
15	379	Measuring and regulating station equip-City gate	1,711
16	380	Services	554,540
17	381	Meters	55,880
18	383	House regulators	(9,190)
19	390	Structures and improvements	21,146
20	391	Office Furniture	2,416
21	391.1	Computers and computer related equipment	8,884
22	392	Transportation equipment	-
23	394	Tools, shop and garage equipment	1,601
24	396	Power operated equipment	-
25	397	Communicaiton equipment	-
26	TOTAL		\$ 1,183,349
27			
28			
29			
30			
31			
32			
33			
34			
35			
36			
37			
38			
39			
40			

Name of Respondent	This Report Is: (1) <input checked="" type="checkbox"/> An Original (2) <input type="checkbox"/> A Resubmission	Date of Report (Mo, Da, Yr) April 29, 2025	Year of Report December 31, 2024
--------------------	---	--	-------------------------------------

**GAS STORED (ACCOUNT 117, 164.1, 164.2 AND 164.3)**

1. If during the year adjustment was made to the stored gas inventory (such as to correct cumulative inaccuracies of gas measurements), furnish in a footnote an explanation of the reason for the adjustment, the Mcf and dollar amount of adjustment, and account charged or credited.

2. Give in a footnote a concise statement of the facts and the accounting performed with respect to any encroachment of withdrawals during the year, or restoration of previous encroachment, upon native gas constituting the "gas cushion" of any storage reservoir.

3. If the company uses a "base stock" in connection with its inventory accounting, give a concise statement of the basis of establishing such "base stock" and the inventory basis and the accounting performed with respect to any encroachment of withdrawals upon "base stock," or restoration of previous encroachment, including brief particulars of any such accounting during the year.

4. If the company has provided accumulated provision for stored gas which may not eventually be fully recovered from any storage project, furnish a statement showing: (a) date of Commission authorization of such accumulated provision, (b) explanation of circumstances requiring such provision, (c) basis of provision and factors of calculation, (d) estimated ultimate accumulated provision accumulation, and (e) a summary showing balance of accumulated provision and entries during year.

5. Report pressure base of gas volumes as 14.65 psia at 60°F.

Line No.	Description (a)	Noncurrent (Account 117) (b)	Current (Account 164.1) (c)	LNG (Account 164.2) (d)	LNG (Account 164.3) (e)	Total (f)
1	Balance at Beginning of Year	\$ 3,132,625	\$ 24,190,858	\$ 0	\$ 0	\$ 27,323,483
2	Gas Delivered to Storage (contra Account)		\$ 10,300,836			\$ 10,300,836
3	Gas Withdrawn from Storage (contra Account)		\$ (15,074,883)			\$ (15,074,883)
4	Other Debits or Credits (Net)					\$ 0
5	Balance at End of Year	\$ 3,132,625	\$ 19,416,811			\$ 22,549,436
6	Mcf	1,854,262	5,930,374			7,784,636
7	Amount Per Mcf	\$ 1.69	\$ 3.27			\$ 2.90

8 *State basis of segregation of inventory between current and noncurrent portions:*

Name of Respondent	This Report Is:	Date of Report	Year of Report
Michigan Gas Utilities Corporation	(1) <input checked="" type="checkbox"/> An Original (2) <input type="checkbox"/> A Resubmission	(Mo, Da, Yr) April 29, 2025	December 31, 2024

**NOTES AND ACCOUNTS RECEIVABLE SUMMARY FOR BALANCE SHEET**

Show separately by footnote the total amount of notes and accounts receivable from directors, officers, and employees included in Notes Receivable (Account 141) and Other Accounts Receivable (Account 143).

Line No.	Accounts (a)	Balance Beginning of Year (b)	Balance End of Year (c)
1	Notes Receivable (Account 141)	0	0
2	Customer Accounts Receivable (Account 142)	22,098,736	19,900,494
3	Other Accounts Receivable (Account 143) * (Disclose any capital stock subscriptions received)	2,988,789	3,843,126
4	TOTAL	25,087,525	23,743,620
5	Less: Accumulated Provision for Uncollectible Accounts-Cr. (Account 144) **	2,773,793	2,912,346
6	TOTAL, Less Accumulated Provision for Uncollectible Accounts	22,313,732	20,831,274
7			
8			
9	* Accounts Receivable From Employees		
10	** Michigan's Portion of Account 144		
11			
12			
13			
14			

**ACCUMULATED PROVISION FOR UNCOLLECTIBLE ACCOUNT-CR. (Account 144)**

- Report below the information called for concerning this accumulated provision.
- Explain any important adjustments of subaccounts.
- Entries with respect to officers and employees shall not include items for utility services.

Line No.	Item (a)	Utility Customers (b)	Merchandise Jobbing and Contract Work (c)	Officers and Employees (d)	Other (e)	Total (f)
1	Balance beginning of year	2,773,793				2,773,793
2	Prov. for uncollectibles for current year	2,154,391				2,154,391
3	Account written off (less)	2,015,838				2,015,838
4	Coll. of accounts written off	0				0
5	Adjustments (explain): Due to the Direct Write-off Method	0				0
6	Balance end of year	2,912,346	0	0	0	2,912,346
7						
8						
9						
10						
11						

Name of Respondent	This Report Is: (1) <input checked="" type="checkbox"/> An Original (2) <input type="checkbox"/> A Resubmission	Date of Report (Mo, Da, Yr) April 29, 2025	Year of Report December 31, 2024
Michigan Gas Utilities Corporation			

**RECEIVABLES FROM ASSOCIATED COMPANIES (Accounts 145, 146)**

- |   |  |
|---|--|
| <p>1. Report particulars of notes and accounts receivable from associated companies* at end of year.</p> <p>2. Provide separate headings and totals for Accounts 145, Notes Receivable from Associated Companies, and 146, Accounts Receivable from Associated Companies, in addition to a total for the combined accounts.</p> <p>3. For notes receivable, list each note separately and state purpose for which received. Show also in column (a) date of note, date of maturity and interest rate.</p> | <p>4. If any note was received in satisfaction of an open account, state the period covered by such open account.</p> <p>5. Include in column (f) interest recorded as income during the year including interest on accounts and notes held any time during the year.</p> <p>6. Give particulars of any notes pledged or discounted, also of any collateral held as guarantee of payment of any note or account.</p> |
|---|--|

\* NOTE: "Associated companies" means companies or persons that, directly or indirectly, through one or more intermediaries, control, or are controlled by, or are under common control with, the accounting company. This includes related parties.

"Control" (including the terms "controlling," "controlled by," and "under common control with") means the possession, directly or indirectly, of the power to direct or cause the direction of the management and policies of a company, whether such power is exercised through one or more intermediary companies, or alone, or in conjunction with, or pursuant to an agreement, and whether such power is established through a majority or minority ownership or voting of securities, common directors, officers, or stockholders, voting trusts, holding trusts, associated companies, contract or any other direct or indirect means.

Line No.	Particulars (a)	Balance Beginning of Year (b)	Totals for Year		Balance End of Year (e)	Interest for Year (f)
			Debits (c)	Credits (d)		
1	<b>Account 146:</b>					
2	<u>Wisconsin Public Service Corporation</u>					
3	Accounts Receivable	7,284	219,158	219,195	445,637	
4	<u>Minnesota Energy Resources Corporation</u>					
5	Accounts Receivable	4,357	550,690	505,823	1,060,870	
6	<u>The Peoples Gas Light and Coke Company</u>					
7	Accounts Receivable	337	95,941	95,637	191,915	
8	<u>North Shore Gas Company</u>					
9	Accounts Receivable	0	4,721	532	5,253	
10	<u>WEC Business Services, LLC</u>					
11	Accounts Receivable	1,885,648	7,578,031	8,708,318	18,171,997	
12	<u>Wisconsin Electric Power Company</u>					
13	Accounts Receivable	3,927	279,720	241,226	524,873	
14	<u>WEC Energy Group, Inc.</u>					
15	Accounts Receivable	1,129,585	17,710,968	15,065,833	33,906,386	
16	<u>Wisconsin Gas, LLC</u>					
17	Accounts Receivable	138	1,736	1,545	3,419	
18	<u>Bluewater Gas Storage, LLC</u>					
19	Accounts Receivable	247,369	457,499	704,868	1,409,736	
20						
21						
22						
23						
24						
25	<b>TOTAL</b>	3,278,645	26,898,464	25,542,977	4,634,132	

Line 16, Column (c): Account 236 had debit balances in 2023 that were properly reclassified to Account 146 but with an improper reclass amount. The beginning balance now reflects the correct balance of \$1,129,585.

Name of Respondent	This Report Is:	Date of Report:	Year of Report
Michigan Gas Utilities Corporation	(1) <input checked="" type="checkbox"/> An Original (2) <input type="checkbox"/> A Resubmission	(Mo, Da, Yr) April 29, 2025	December 31, 2024

**MATERIALS AND SUPPLIES**

1. For Account 154, report the amount of plant materials and operating supplies under the primary functional classifications as indicated in column (a); estimates of amounts by function are acceptable. In column (d), designate the department or departments which use the class of material. Nonmajor companies may report total on line 4.

2. Give an explanation of important inventory adjustments during the year (on a supplemental page) showing general classes of material and supplies and the various accounts (operating expense, clearing accounts, plant, etc.) affected-debited or credited. Show separately debits or credits to stores expense-clearing, if applicable.

Line No.	Account (a)	Balance Beginning of Year Conv. Amts 4/1/06 (b)	Balance End of Year (c)	Department or Departments Which Use Material (d)
1	Fuel Stock (Account 151)			
2	Fuel Stock Expenses Undistributed (Account 152)			
3	Residuals and Extracted Products (Account 153)			
4	Plant Materials and Operating Supplies (Account 154)			
5	Assigned to - Construction (Estimated)	1,789,717	1,968,025	Gas Operations
6	Assigned to - Operations and Maintenance			
7	Production Plant (Estimated)			
8	Transmission Plant (Estimated)			
9	Distribution Plant (Estimated)	55,352	60,867	Gas Operations
10	Assigned to - Other			
11	TOTAL Account 154 <i>(Enter Total of lines 5 thru 10)</i>	1,845,069	2,028,892	Gas Operations
12	Merchandise (Account 155)			
13	Other Materials and Supplies (Account 156)			
14	Nuclear Materials Held for Sale (Account 157) <i>(Not applicable to Gas Utilities)</i>			
15	Stores Expense Undistributed (Account 163)			
16				
17				
18				
19				
20	TOTAL Materials and Supplies (Per Balance Sheet)	1,845,069	2,028,892	

Name of Respondent		This Report Is:		Date of Report		Year of Report	
Michigan Gas Utilities Corporation		(1) <input checked="" type="checkbox"/> An Original (2) <input type="checkbox"/> A Resubmission		April 29, 2025		December 31, 2024	
<b>PREPAYMENTS (Account 165)</b>							
1. Report below the particulars (details) on each prepayment.				2. Report all payments for undelivered gas on line 5 and complete pages 226 to 227 showing particulars (details) for gas prepayments.			
Line No.	Nature of Prepayment (a)					Balance at End of Year (In Dollars) (b)	
1	Prepaid Insurance					833,146	
2	Prepaid Rents						
3	Prepaid Taxes (pages 262-263)						
4	Prepaid Interest on Commercial Paper						
5	Gas Prepayments (pages 226-227)						
6	Miscellaneous Prepayments: Surplus Lines of Tax					11,904	
7	TOTAL					845,050	
<b>EXTRAORDINARY PROPERTY LOSSES (Account 182.1)</b>							
Line No.	Description of Extraordinary Loss [Include in the description the date of loss, the date of Commission authorization to use Account 182.1 and period of amortization (mo, yr, to mo, yr).] (a)	Total Amount of Loss (b)	Losses Recognized During Year (c)	WRITTEN OFF DURING YEAR		Balance at End of Year (f)	
				Account Charged (d)	Amount (e)		
1	NONE						
2							
3							
4							
5							
6							
7							
8							
9	TOTAL	0	0		0	0	
<b>UNRECOVERED PLANT AND REGULATORY STUDY COSTS (182.2)</b>							
Line No.	Description of Unrecovered Plant and Regulatory Study Costs [Include in the description of costs, the date of Commission authorization to use Account 182.2 and period of amortization (mo, yr, to mo, yr).] (a)	Total Amount of Charges (b)	Costs Recognized During Year (c)	WRITTEN OFF DURING YEAR		Balance at End of Year (f)	
				Account Charged (d)	Amount (e)		
10	NONE						
11							
12							
13							
14							
15							
16							
17							
18							
19							
20							
21							
22							
23							
24							
25	TOTAL	0	0		0	0	

Name of Respondent		This Report Is:		Date of Report		Year of Report	
Michigan Gas Utilities Corporation		(1) <input checked="" type="checkbox"/> An Original (2) <input type="checkbox"/> A Resubmission		April 29, 2025		December 31, 2024	
<b>OTHER REGULATORY ASSETS (Account 182.3)</b>							
1. Report below the particulars (details) called for concerning other regulatory assets which are created through the ratemaking actions of regulatory agencies (and not includable in other amounts.)				3. Minor items (amounts less than \$50,000) may be grouped by classes.			
2. For regulatory assets being amortized, show period of amortization in column (a).				4. Give the number and name of the account(s) where each amount is recorded.			
Line No.	Description and Purpose of Other Regulatory Assets (a)	Balance at Beg of Year (b)	Debits (c)	CREDITS		Balance at End of Year (f)	
				Account Charged (d)	Amount (e)		
1	ARO Gas	2,142,105	52,813	Various	43,635	2,151,283	
2	Derivatives-Gas Sys Sup-Current	1,795,086	13,569,772	Various	15,217,713	147,145	
3	Derivatives-Gas Sys Sup-LT	0	22,440	Various	22,440	0	
4	Gas Def Tax - MI Law Change	1,473,533	94,295	Various	217,089	1,350,739	
5	Gas Federal FAS 109	386,872	181,747	Various	5,318	563,301	
6	Gas State FAS109	117,590	55,242	Various	1,616	171,216	
7	MGU Deferred Depreciation	2,500,000	0	403/431	1,250,000	1,250,000	
8	MGU Digitization Project Deferral	0	11,491	874	117,796	(106,305)	
9	MGU Residential Income Allowance (RIA)	0	24,557	Various	11,115	13,442	
10	MGU Senior Assistance Program (SIA)	0	22,861	Various	13,267	9,594	
11	Pensions	5,420,838	0	Various	1,010,244	4,410,594	
12	Purch Acctg - PEC Merger and Aquila	3,518,123	0	926	1,563,610	1,954,513	
13	Purch Acctg - WEC Energy Group Merger	3,561,272	0	926	775,836	2,785,436	
14	Reserve	(126,773)	28,512	Various	0	(98,261)	
15	2016 Settlement Acctg - WACC	62,671	0	926	20,890	41,781	
16	2017 Settlement Acctg - WACC	15,023	0	926	3,756	11,267	
17	2018 Settlement Acctg - WACC	13,409	0	926	2,682	10,727	
18	2019 Settlement Acctg - WACC	35,315	0	926	5,886	29,429	
19	2020 Settlement Acctg	48,463	0	926	6,923	41,540	
20	2021 Settlement Acctg	8,162	0	926	1,020	7,142	
21							
22							
23							
24							
25							
26							
27							
28							
29							
30							
31							
32							
33							
34							
35	TOTAL	20,971,689	14,063,730		20,290,836	14,744,583	

Name of Respondent	This Report Is:	Date of Report	Year of Report
Michigan Gas Utilities Corporation	(1) <input checked="" type="checkbox"/> An Original (2) <input type="checkbox"/> A Resubmission	(Mo, Da, Yr) April 29, 2025	December 31, 2024

**MISCELLANEOUS DEFERRED DEBITS (Account 186)**

1. Report below the particulars (details) called for concerning miscellaneous deferred debits.  
2. For any deferred debit being amortized, show period of amortization in column (a).
3. Minor items (less than \$50,000) may be grouped by classes.

Line No.	Description of Miscellaneous Deferred Debits (a)	Balance at Beginning of Year (b)	Debits (c)	CREDITS		Balance at End of Year (f)
				Account Charged (d)	Amount (e)	
1	Goodwill	34,517,361	0	None	0	34,517,361
2	Misc Def Debits - Area Expansion Program	1,135,429	11,127	None	323,988	822,568
3	Misc Def Debits - Corporate Credit Card	0	1,170,608	Various	1,170,608	0
4	Misc Def Debits - Debt Expense	0	35,901	Various	35,901	0
5	Misc Def Debits - Distrib of Property Gain/Loss	0	65,000	None	65,000	0
6	Misc Def Debits - Stock Option Taxes	0	5,806	None	5,806	0
7	Misc Def Debits - Travel & Entertainment Card	0	42,303	None	42,303	0
8	Misc Def Debits - Union Business	0	200	Various	1,331	(1,131)
9	Misc Def Debits - WEC OSIP	16,101	40,563	Various	67,999	(11,335)
10	OpenC Bank Clearing Intermediate Acct	0	172,209,408	None	172,209,408	0
11	Regulatory Asset - Clean-Up Gas Expenditures	18,267,793	820,984	Various	3,571,085	15,517,692
12	Trademarks	5,218,000	0	Various	0	5,218,000
13						
14						
15						
16						
17						
18						
19						
20						
21						
22						
23						
24						
25						
26						
27						
28						
29						
30						
31						
32						
33						
34						
35						
36						
37						
38	Misc. Work in Progress					
39	DEFERRED REGULATORY COMM. EXPENSES (SEE PAGES 350-351)					
40	TOTAL	59,154,684	174,401,900		177,493,429	56,063,155

Name of Respondent	This Report Is:	Date of Report	Year of Report
Michigan Gas Utilities Corporation	(1) <input checked="" type="checkbox"/> An Original (2) <input type="checkbox"/> A Resubmission	(Mo, Da, Yr) April 29, 2025	December 31, 2024

**ACCUMULATED DEFERRED INCOME TAXES (Account 190)**

1. Report the information called for below concerning the respondent's accounting for deferred income taxes.      2. For Other (Specify), include deferrals relating to other income and deductions.

Line No.	Account Subdivisions  (a)	Balance at Beginning of Year  (b)	CHANGES DURING YEAR	
			Amounts Debited to Account 410.1  (c)	Amounts Credited to Account 411.1  (d)
1	Electric			
2				
3				
4				
5				
6				
7	Other			
8	TOTAL Electric <i>(Enter Total of lines 2 thru 7)</i>			
9	Gas			
10	Accumulated Deferred Income Taxes	-		
11	Plant/Other Than Plant	5,593,902	5,336,671	4,970,034
12	Other Than Plant (FAS 109)	5,182,466		
13				
14				
15	Other			
16	TOTAL Gas <i>(Enter Total of lines 10 thru 15)</i>	10,776,368	5,336,671	4,970,034
17	Other (Specify) Non-Utility	-		
18	TOTAL (Account 190 <i>(Enter Total of lines 8, 16 &amp; 17)</i> )	10,776,368	5,336,671	4,970,034
19	Classification of Total:			
20	Federal Income Tax	8,387,908	4,236,749	4,074,519
21	State Income Tax	2,388,460	1,099,922	895,515
22	Local Income Tax			

**NOTES**

*In the space provided below, identify by amount and classification, significant items for which deferred taxes are being provided. Indicate insignificant amounts listed under Other.*

Name of Respondent Michigan Gas Utilities Corporation	This Report Is: (1) <input checked="" type="checkbox"/> An Original (2) <input type="checkbox"/> A Resubmission	Date of Report (Mo, Da, Yr) April 29, 2025	Year of Report December 31, 2024
--	---	--	-------------------------------------

**ACCUMULATED DEFERRED INCOME TAXES (Account 190) (Continued)**

3. If more space is needed, use separate pages as required. and classification, significant items for which deferred taxes are being provided. Indicate insignificant amounts listed under Other.  
4. In the space provided below, identify by amount

CHANGES DURING YEAR		ADJUSTMENTS				Balance at End of Year (k)	Line No.
Amounts Debited to Account 410.2 (e)	Amounts Credited to Account 411.2 (f)	DEBITS		CREDITS			
		Acct. No. (g)	Amount (h)	Acct. No. (i)	Amount (j)		
							1
							2
							3
							4
							5
							6
							7
							8
				410	-		9
						-	10
			693,323			4,533,942	11
			163,952			5,018,514	12
							13
							14
							15
-	-	-	857,275	-	-	9,552,456	16
						-	17
-	-	-	857,275	-	-	9,552,456	18
							19
-	-	-	817,559	-	-	7,408,119	20
-	-	-	39,716	-	-	2,144,337	21
							22

NOTES (Continued)

Name of Respondent	This Report Is:	Date of Report	Year of Report
Michigan Gas Utilities Corporation	(1) <input checked="" type="checkbox"/> An Original (2) <input type="checkbox"/> A Resubmission	(Mo, Da, Yr) April 29, 2025	December 31, 2024

**CAPITAL STOCK (Accounts 201 and 204)**

1. Report below the particulars (details) called for concerning common and preferred stock at end of year, distinguishing separate series of any general class. Show separate totals for common and preferred stock. If information to meet the stock exchange reporting requirement outlined in column (a) is available from the SEC 10-K Report Form filing, a specific reference to report form (i.e. year and company title) may be reported in column (a) provided the fiscal years for both the 10-K report and this report are compatible.

2. Entries in column (b) should represent the number of shares authorized by the articles of incorporation as amended to end of year.

Line No.	Class and Series of Stock and Name of Stock Exchange  (a)	Number of Shares Authorized by Charter  (b)	Par or Stated Value Per Share  (c)	Call Price at End of Year  (d)
1	Account 201 - Common Stock			
2				
3	Total Common Stock			
4				
5	Account 204 - Preferred Stock			
6				
7	Total Preferred Stock			
8				
9				
10				
11				
12				
13				
14				
15				
16				
17				
18				
19				
20				
21				
22				
23				
24				
25				
26				
27				
28				
29				
30				
31				
32				
33				
34				

Name of Respondent	This Report Is:	Date of Report	Year of Report
Michigan Gas Utilities Corporation	(1) <input checked="" type="checkbox"/> An Original (2) <input type="checkbox"/> A Resubmission	(Mo, Da, Yr) April 29, 2025	December 31, 2024

**CAPITAL STOCK (Accounts 201 and 204) (Continued)**

3. Give particulars (details) concerning shares of any class and series of stock authorized to be issued by a regulatory commission which have not yet been issued.  
4. The identification of each class of preferred stock should show the dividend rate and whether the dividends are cumulative or noncumulative.

5. State in a footnote if any capital stock which has been nominally issued is nominally outstanding at end of year.  
6. Give particulars (details) in column (a) of any nominally issued capital stock, reacquired stock, or stock in sinking and other funds which is pledged, stating name of pledge and purposes of pledge.

OUTSTANDING PER BALANCE SHEET <i>(Total amount outstanding without reduction for amounts held by respondents.)</i>		HELD BY RESPONDENT				
		AS REACQUIRED STOCK (Account 217)		IN SINKING AND OTHER FUNDS		
Shares (e)	Amount (f)	Shares (g)	Cost (h)	Shares (i)	Amount (j)	Line No.
	100					1
						2
	100					3
						4
						5
						6
						7
						8
						9
						10
						11
						12
						13
						14
						15
						16
						17
						18
						19
						20
						21
						22
						23
						24
						25
						26
						27
						28
						29
						30
						31
						32
						33
						34

Name of Respondent	This Report Is:	Date of Report	Year of Report
Michigan Gas Utilities Corporation	(1) <input checked="" type="checkbox"/> An Original (2) <input type="checkbox"/> A Resubmission	(Mo, Da, Yr) April 29, 2025	December 31, 2024

**CAPITAL STOCK SUBSCRIBED, CAPITAL STOCK LIABILITY FOR CONVERSION, PREMIUM ON CAPITAL STOCK AND INSTALLMENTS RECEIVED ON CAPITAL STOCK**  
**(Accounts 202 & 205, 203 & 206, 207, 212)**

- |  |   |
|--|---|
| <p>1. Show for each of the above accounts the amounts applying to each class and series of capital stock.</p> <p>2. For Account 202, <i>Common Stock Subscribed</i>, and Account 205, <i>Preferred Stock Subscribed</i>, show the subscription price and the balance due on each class at the end of year.</p> <p>3. Describe in a footnote the agreement and transaction under which a conversion liability existed under</p> | <p>Account 203, <i>Common Stock Liability for Conversion</i>, or Account 206, <i>Preferred Stock Liability for Conversion</i>, at the end of the year.</p> <p>4. For Premium on Account 207, <i>Capital Stock</i>, designate with an asterisk any amounts representing the excess of consideration received over stated values of stocks without par value.</p> |
|--|---|

Line No.	Name of Account & Description of Item (a)	Number of Shares (b)	Amount (c)
1	Account 207 - Premium on Capital Stock		181,553,397
2			
3			
4			
5			
6			
7			
8			
9			
10			
11			
12			
13			
14			
15			
16			
17			
18			
19			
20			
21			
22			
23			
24			
25			
26			
27			
28			
29			
30			
31			
32			
33			
34			
35			
36			
37			
38			
39			
40	TOTAL	0	181,553,397

Name of Respondent	This Report Is: (1) <input checked="" type="checkbox"/> An Original (2) <input type="checkbox"/> A Resubmission	Date of Report (Mo, Da, Yr) April 29, 2025	Year of Report December 31, 2024
--------------------	---	--	-------------------------------------

**OTHER PAID-IN CAPITAL (Accounts 208-211, inc.)**

Report below the balance at the end of the year and the information specified below for the respective other paid-in capital accounts. Provide a subheading for each account and show a total for the account, as well as total of all accounts for reconciliation with balance sheet, page 112. Add more columns for any account if deemed necessary. Explain changes made in any account during the year and give the accounting entries effecting such change.

(a) *Donations Received from Stockholders* (Account 208) - State amount and give brief explanation of the origin and purpose of each donation.

(b) *Reduction in Par or Stated Value of Capital Stock* (Account 209) - State amount and give brief explanation of the

capital changes which gave rise to amounts reported under this caption including identification with the class and series of stock to which related.

(c) *Gain on Resale or Cancellation of Reacquired Capital Stock* (Account 210) - Report balance at beginning of year, credits, debits, and balance at end of year with a designation of the nature of each credit and debit identified by the class and series of stock to which related.

(d) *Miscellaneous Paid-In Capital* (Account 211) - Classify amounts included in this account according to captions which, together with brief explanations, disclose the general nature of the transactions which gave rise to the reported amounts.

Line No.	Item (a)	Amount (b)
1	<u>Account 211 - Division Equity</u>	
2		
3	Balance Beginning of Year	\$ 126,491
4		
5	Misc Paid In Capital - Stock Options	20,817
6		
7		
8		
9		
10		
11		
12		
13		
14		
15		
16		
17		
18		
19		
20		
21		
22		
23		
24		
25		
26		
27		
28		
29		
30		
31		
32		
33		
34		
35		
36		
37		
38		
39		
40	TOTAL	\$ 147,308

Name of Respondent	This Report Is:	Date of Report	Year of Report
Michigan Gas Utilities Corporation	(1) <input checked="" type="checkbox"/> An Original (2) <input type="checkbox"/> A Resubmission	(Mo, Da, Yr) April 29, 2025	December 31, 2024

**SECURITIES ISSUED OR ASSUMED AND SECURITIES REFUNDED OR RETIRED  
DURING THE YEAR**

1. Furnish a supplemental statement giving a brief description of security financing and refinancing transactions during the year and the accounting for the securities, discounts, premiums, expenses, and related gains or losses. Identify as to Commission authorization numbers and dates.

2. Furnish particulars (details) showing fully the accounting for the total principal amount, par value, or stated value of each class and series of security issued, assumed, retired, or refunded and the accounting for premiums, discounts, expenses, and gains or losses relating to the securities. Set forth the facts of the accounting clearly with regard to redemption premiums, unamortized discounts, expenses, and gains or losses relating to securities retired or refunded, including the accounting for such amounts carried in the respondent's accounts at the date of the refunding or refinancing transactions with respect to securities previously refunded or retired.

3. Include in the identification of each class and series of security, as appropriate, the interest or dividend rate, nominal date of issuance, maturity date, aggregate principal amount, par value or stated value, and number of shares. Give also the issuance of redemption price and name of the principal underwriting firm through which the security transactions were consummated.

4. Where the accounting for amounts relating to securities refunded or retired is other than that specified in General Instruction 17 of the Uniform System of Accounts, give reference to the Commission authorization for the different accounting and state the accounting method.

5. For securities assumed, give the name of the company for which the liability on the securities was assumed as well as particulars (details) of the transactions whereby the respondent undertook to pay obligations of another company. If any unamortized discounts, premiums, expenses, and gains or losses were taken over onto the respondent's books, furnish details of these amounts with amount relating to refunded securities clearly earmarked.

**SECURITIES ISSUED**

**\$10,000,000 4.85% Senior Notes - Due November 1, 2029**

\$10,000,000 4.85% Senior Notes - Due November 1, 2029 were issued on October 22, 2024 at 100% with placement agents Mizuho Securities, Scotia Capital, and US Bancorp.

MGUC intends to use the net proceeds from the sale of the Senior Notes at closing to repay intercompany short-term debt to its parent, Integrys.

The principal amount of \$10,000,000 was credited to Account 221 and issuance expenses of \$122,942 were charged to Account 181. These issuance costs will be amortized over the life of the Note by charging Account 428.

**\$15,000,000 5.23% Senior Notes - Due November 1, 2034**

\$15,000,000 5.23% Senior Notes - Due November 1, 2034 were issued on October 22, 2024 at 100% with placement agents Mizuho Securities, Scotia Capital, and US Bancorp.

MGUC intends to use the net proceeds from the sale of the Senior Notes at closing to repay intercompany short-term debt to its parent, Integrys.

The principal amount of \$10,000,000 was credited to Account 221 and issuance expenses of \$122,942 were charged to Account 181. These issuance costs will be amortized over the life of the Note by charging Account 428.

This page intentionally left blank.

Name of Respondent Michigan Gas Utilities Corporation	This Report Is: (1) <input checked="" type="checkbox"/> An Original (2) <input type="checkbox"/> A Resubmission	Date of Report (Mo, Da, Yr) 4/29/2025	Year of Report December 31, 2024
--	---	---	-------------------------------------

**LONG-TERM DEBT (Accounts 221, 222, 223 and 224)**

- |  |   |
|--|---|
| <p>1. Report by balance sheet Account the particulars (details) concerning long-term debt included in Accounts 221, <i>Bonds</i>, 222 <i>Reacquired Bonds</i>, 223, <i>Advances from Associated Companies</i>, and 224, <i>Other Long-Term Debt</i>. If information to meet the stock exchange reporting requirement outlined in column (a) is available from the SEC 10-K Report Form filing, a specific reference to the report for (i.e. year and company title) may be reported in column (a) provided the fiscal years for both the 10-K report and this report are compatible.</p> | <p>2. For bonds assumed by the respondent, include in column (a) the name of the issuing company as well as a description of the bonds.</p> <p>3. For advances from Associated Companies, report separately advances on notes and advances on open accounts. Designate demand notes as such. Include in column (a) name of associated companies from which advances were received.</p> <p>4. For receivers' certificates, show in column (a) the name of the court and date of court order under which such certificates were issued.</p> |
|--|---|

Line No.	Class and Series of Obligation and Name of Stock Exchange  (a)	Nominal Date of Issue  (b)	Date of Maturity  (c)	Outstanding (Total amount outstanding without reduction for amounts held by respondent)  (d)
1	Account 221 - Bonds			
2	3.11% Senior Notes	6/27/17	7/15/27	30,000,000
3	3.41% Senior Notes	6/27/17	7/15/32	30,000,000
4	4.01% Senior Notes	6/27/17	7/15/47	30,000,000
5	2.69% Senior Notes	4/29/20	5/1/25	60,000,000
6	4.85% Senior Notes	10/22/24	11/1/29	10,000,000
7	5.23% Senior Notes	10/22/24	11/1/34	15,000,000
8				
9				
10				
11				
12				
13				
14				
15				
16				
17				
18				
19				
20				
21				
22				
23				
24				
25				
26				
27				
28				
29				
30				
31				
32				
33				
34				
35				
36				
37				
38	<b>TOTAL</b>			175,000,000

Name of Respondent Michigan Gas Utilities Corporation	This Report Is: (1) <input checked="" type="checkbox"/> An Original (2) <input type="checkbox"/> A Resubmission	Date of Report (Mo, Da, Yr) 4/29/2025	Year of Report December 31, 2024
--	---	---	-------------------------------------

**LONG-TERM DEBT (Accounts 221, 222, 223, and 224) (Continued)**

5. In a supplemental statement, give explanatory particulars (details) for Accounts 223 and 224 of net changes during the year. With respect to long-term advances, show for each company: (a) principal advanced during year, (b) interest added to principal amount, and (c) principal repaid during year. Give Commission authorization number and dates.  
6. If the respondent has pledged any of its long-term debt securities, give particulars (details) in a footnote, including name of the pledgee and purpose of the pledge.  
7. If the respondent has any long-term securities which have been nominally issued and are nominally

outstanding at end of year, describe such securities in a footnote.  
8. If interest expense was incurred during the year on any obligations retired or reacquired before end of year, include such interest expense in column (f). Explain in a footnote any difference between the total of column (f) and the total of Account 427, *Interest on Long-Term Debt and Account 430, Interest on Debt to Associated Companies*.  
9. Give particulars (details) concerning any long-term debt authorized by a regulatory commission but not yet issued.

INTEREST FOR YEAR		HELD BY RESPONDENT		Redemption Price Per \$100 at End of Year	Line No.
Rate (in %)	Amount	Reacquired Bonds (Acct. 222)	Sinking and Other Funds		
(e)	(f)	(g)	(h)	(f)	
3.11%	933,000				1
3.41%	1,023,000				2
4.01%	1,203,000				3
2.69%	1,614,000				4
4.85%	92,958				5
5.23%	150,363				6
					7
					8
					9
					10
					11
					12
					13
					14
					15
					16
					17
					18
					19
					20
					21
					22
					23
					24
					25
					26
					27
					28
					29
					30
					31
					32
					33
					34
					35
					36
					37
	5,016,321				38

Name of Respondent	This Report Is:	Date of Report	Year of Report
Michigan Gas Utilities Corporation	(1) <input checked="" type="checkbox"/> An Original (2) <input type="checkbox"/> A Resubmission	(Mo, Da, Yr) April 29, 2025	December 31, 2024

**UNAMORTIZED DEBT EXPENSE, PREMIUM AND DISCOUNT ON LONG-TERM DEBT (Accounts 181, 225, 226)**

1. Report under separate subheadings for Unamortized Debt Expense, Unamortized Premium on Long-Term Debt and Unamortized Discount on Long-Term Debt, particulars (details) of expense, premium or discount applicable to each class and series of long-term debt.

2. Show premium amounts by enclosing the figures in parentheses.

3. In column (b) show the principal amount of bonds or other long-term debt originally issued.

4. In column (c) show the expense, premium or discount with respect to the amount of bonds or other long-term debt originally issued.

Line No.	Designation of Long-Term Debt (a)	Principal Amount of Debt Issued (b)	Total Expense, Premium or Discount (c)	AMORTIZATION PERIOD	
				Date From (d)	Date To (e)
1	3.11% Senior Notes	30,000,000	224,947	6/27/2017	7/15/2027
2	3.41% Senior Notes	30,000,000	224,957	6/27/2017	7/15/2032
3	4.01% Senior Notes	30,000,000	225,001	6/27/2017	7/15/2047
4	2.69% Senior Notes	60,000,000	479,235	4/29/2020	5/1/2025
5	4.85% Senior Notes	10,000,000	122,942	10/22/2024	11/1/2029
6	5.23% Senior Notes	15,000,000	122,942	10/22/2024	11/1/2034
7					
8					
9					
10					
11					
12					
13					
14					
15					
16					
17					
18					
19					
20					
21					
22					
23					
24					
25					
26					
27					
28					
29					
30					
31					
32					
33					
34					
35					
36					
37					
38					
39					
40					

Name of Respondent	This Report Is:	Date of Report	Year of Report
Michigan Gas Utilities Corporation	(1) <input checked="" type="checkbox"/> An Original (2) <input type="checkbox"/> A Resubmission	(Mo, Da, Yr) April 29, 2025	December 31, 2024

**UNAMORTIZED DEBT EXPENSE, PREMIUM & DISCOUNT ON LONG-TERM DEBT (Accounts 181, 225, 226) (Cont.)**

5. Furnish in a footnote particulars (details) regarding the treatment of unamortized debt expense, premium or discount associated with issues redeemed during the year. Also, give in a footnote the date of the Commission's authorization of treatment other than as specified by the Uniform System of Accounts.

6. Identify separately undisposed amounts applicable to issues which were redeemed in prior years.

7. Explain any debits and credits other than amortization debited to Account 428, *Amortization of Debt Discount and Expense*, or credited to Account 429, *Amortization of Premium on Debt - Credit*.

Balance at Beginning of Year (f)	Debits During Year (g)	Credits During Year (h)	Balance at End of Year (i)	Line No.
79,282	1,867	24,270	56,879	1
127,711	1,246	16,203	112,754	2
176,302	624	8,114	168,812	3
131,207	8,183	106,384	33,006	4
0	122,942	4,164	118,778	5
0	122,942	2,085	120,857	6
				7
				8
				9
				10
				11
				12
				13
				14
				15
				16
				17
				18
				19
				20
				21
				22
				23
				24
				25
				26
				27
				28
				29
				30
				31
				32
				33
				34
				35
				36
				37
				38
				39
		<b>Total</b>	<b>611,086</b>	40

Name of Respondent	This Report Is: (1) <input checked="" type="checkbox"/> An Original (2) <input type="checkbox"/> A Resubmission	Date of Report (Mo, Da, Yr) April 29, 2025	Year of Report December 31, 2024
Michigan Gas Utilities Corporation			

**PAYABLES TO ASSOCIATED COMPANIES\* (Accounts 233, 234)**

1. Report particulars of notes and accounts payable to associated companies at end of year.
2. Provide separate totals for Accounts 233, Notes Payable to Associated Companies, and 234, Accounts Payable to Associated Companies, in addition to a total for the combined accounts.
3. List each note separately and state the purpose for which issued. Show also in column (a) date of note, maturity and interest rate.
4. Include in column (f) the amount of any interest expense during the year on notes or accounts that were paid before the end of the year.
5. If collateral has been pledged as security to the payment of any note or account, describe such collateral.

**\*See definition on page 226B**

Line No.	Particulars  (a)	Balance Beginning of Year (b)	Totals for Year		Balance End of Year (e)	Interest for Year (f)
			Debits (c)	Credits (d)		
1	<b>Account 233:</b>					
2	<u>Integrys Energy Group, Inc.</u>					
3	Short term loan to MGU					
4	Loan 1/1-1/31/2024 Rate 5.519%	33,300,000		30,075,000	63,375,000	157,013
5	Repay 1/31/2024		11,800,000		(11,800,000)	
6	Loan 2/1-2/29/2024 Rate 5.489%			8,550,000	8,550,000	196,051
7	Repay 2/29/2024		16,050,000		(16,050,000)	
8	Loan 3/1-3/31/2024 Rate 5.517%			14,500,000	14,500,000	205,572
9	Repay 3/31/2024		10,700,000		(10,700,000)	
10	Loan 4/1-4/30/2024 Rate 5.548%			7,125,000	7,125,000	192,119
11	Repay 4/30/2024		15,300,000		(15,300,000)	
12	Loan 5/1-5/31/2024 Rate 5.540%			5,300,000	5,300,000	175,859
13	Repay 5/31/2024		7,500,000		(7,500,000)	
14	Loan 6/1-6/30/2024 Rate 5.460%			7,200,000	7,200,000	165,178
15	Repay 6/30/2024		6,700,000		(6,700,000)	
16	Loan 7/1-7/31/2024 Rate 5.480%			9,000,000	9,000,000	192,272
17	Repay 7/31/2024		2,400,000		(2,400,000)	
18	Loan 8/1-8/31/2024 Rate 5.478%			8,400,000	8,400,000	217,527
19	Repay 8/31/2024		2,600,000		(2,600,000)	
20	Loan 9/1-9/30/2024 Rate 5.232%			5,000,000	5,000,000	225,004
21	Repay 9/30/2024		2,800,000		(2,800,000)	
22	Loan 10/1-10/31/2024 Rate 4.938%			5,700,000	5,700,000	194,090
23	Repay 10/31/2024		28,000,000		(28,000,000)	
24	Loan 11/1-11/30/2024 Rate 4.777%			9,100,000	9,100,000	127,773
25	Repay 11/30/2024		4,800,000		(4,800,000)	
26	Loan 12/1-12/31/2024 Rate 4.707%			7,900,000	7,900,000	141,510
27	Repay 12/31/2024		6,400,000		(6,400,000)	
28	<b>Total of Account 233</b>	33,300,000	115,050,000	117,850,000	36,100,000	2,189,968
29						
30	<b>Total of Account 233</b>	33,300,000	115,050,000	117,850,000	36,100,000	2,189,968

Name of Respondent	This Report Is: (1) <input checked="" type="checkbox"/> An Original (2) <input type="checkbox"/> A Resubmission	Date of Report (Mo, Da, Yr) April 29, 2025	Year of Report December 31, 2024
Michigan Gas Utilities Corporation			

**PAYABLES TO ASSOCIATED COMPANIES\* (Accounts 233, 234)**

1. Report particulars of notes and accounts payable to associated companies at end of year.
2. Provide separate totals for Accounts 233, Notes Payable to Associated Companies, and 234, Accounts Payable to Associated Companies, in addition to a total for the combined accounts.
3. List each note separately and state the purpose for which issued. Show also in column (a) date of note, maturity and interest rate.
4. Include in column (f) the amount of any interest expense during the year on notes or accounts that were paid before the end of the year.
5. If collateral has been pledged as security to the payment of any note or account, describe such collateral.

**\*See definition on page 226B**

Line No.	Particulars  (a)	Balance Beginning of Year (b)	Totals for Year		Balance End of Year (e)	Interest for Year (f)
			Debits (c)	Credits (d)		
1	<b>Account 234:</b>					
2	<u>The Peoples Gas Light and Coke Company</u>					
3	Accounts Payable	12,373	196,678	199,306	15,001	
4	Total	12,373	196,678	199,306	15,001	
5	<u>North Shore Gas Company</u>					
6	Accounts Payable	0	176	176	0	
7	Total	0	176	176	0	
8	<u>WEC Business Services LLC</u>					
9	Accounts Payable	3,764,869	31,036,843	30,034,706	2,762,732	
10	Total	3,764,869	31,036,843	30,034,706	2,762,732	
11	<u>Wisconsin Public Service Corporation</u>					
12	Accounts Payable	123,464	2,659,151	2,725,975	190,288	
13	Total	123,464	2,659,151	2,725,975	190,288	
14	<u>Minnesota Energy Resources Corporation</u>					
15	Accounts Payable	54,824	484,521	443,582	13,885	
16	Total	54,824	484,521	443,582	13,885	
17	<u>Bluewater Gas Storage, LLC</u>					
18	Accounts Payable	17,229	100,932	120,326	36,623	
19	Total	17,229	100,932	120,326	36,623	
20	<u>Integrus Holding, Inc.</u>					
21	Accounts Payable	156,445	2,204,903	2,189,967	141,509	
22	Total	156,445	2,204,903	2,189,967	141,509	
23	<u>WEC Energy Group, Inc.</u>					
24	Accounts Payable	19,775	7,036,145	7,037,889	21,519	
25	Total	19,775	7,036,145	7,037,889	21,519	
26	<u>Wisconsin Electric Power Company</u>					
27	Accounts Payable	313,793	1,914,692	1,721,503	120,604	
28	Total	313,793	1,914,692	1,721,503	120,604	
29	<u>Wisconsin Gas LLC</u>					
30	Accounts Payable	2,031	30,176	30,837	2,692	
31	Total	2,031	30,176	30,837	2,692	
32	<b>Total of Account 234</b>	4,464,803	45,664,217	44,504,267	3,304,853	
33	<b>Total of Accounts 233 and 234</b>	37,764,803	160,714,217	162,354,267	39,404,853	2,189,968

Name of Respondent	This Report Is:	Date of Report	Year of Report
Michigan Gas Utilities Corporation	(1) <input checked="" type="checkbox"/> An Original (2) <input type="checkbox"/> A Resubmission	(Mo, Da, Yr) April 29, 2025	December 31, 2024

**RECONCILIATION OF REPORTED NET INCOME WITH TAXABLE INCOME  
FOR FEDERAL INCOME TAXES**

1. Report the reconciliation of reported net income for the year with taxable income used in computing Federal income tax accruals and show computation of such tax accruals. Include in the reconciliation, as far as practicable, the same detail as furnished on Schedule M-1 of the tax return for the year. Submit a reconciliation even though there is no taxable income for the year. Indicate clearly the nature of each reconciling amount.

2. If the utility is a member of a group which files consolidated Federal tax return, reconcile reported net income with taxable net income as if a separate return were to be filed, indicating, however, intercompany amounts to be eliminated in such a consolidated return. State names of group members, tax assigned to each group member, and basis of allocation, assignment, or sharing of the consolidated tax among the group members.

Line No.	Particulars (Details) (a)	Amount (b)
1	Net Income for the Year (Page 117)	\$22,766,578
2	Reconciling items for the Year:	
3		
4	Federal and State Taxes	6,686,402
5	Investment Tax Credit	0
6		
7	Deductions Recorded on Books Not Deducted for Return:	
8	Schedule M-1 Adjustments	
9	Benefits Accrued	(1,224,978)
10	Bad Debts	138,554
11	Depreciation	(12,962,271)
12	State Tax	(493,541)
13	Regulatory Assets/Liabilities	(2,705,091)
14	Deferred Income & Deductions	(2,596,179)
15	Lobbying	41,982
16	Taxes - Other	0
17	Contingent Liabilities	0
18	Charitable Contributions	0
19	Penalties	9
20		
21		
22		
23		
24		
25		
26		
27		
28		
29		
30		
31		
32		
33		
34		
35		
36		
38		
39		
40	Federal Tax Net Income	\$9,651,465
41	Show Computation of Tax:	
42	Federal Tax @ 21 %	2,026,808
43		
44	Prior Year Adjustments	(1,087,062)
45	Tax Credits	
46		939,746
48	Federal Tax Provision:	
49	Page 114, Line 15, Account 409.1	877,059
50	Page 117, Line 53, Account 409.2	62,687
51		939,746

This page intentionally left blank.

Name of Respondent	This Report Is:	Date of Report	Year of Report
Michigan Gas Utilities Corporation	(1) <input checked="" type="checkbox"/> An Original (2) <input type="checkbox"/> A Resubmission	(Mo, Da, Yr) April 29, 2025	December 31, 2024

**TAXES ACCRUED, PREPAID AND CHARGED DURING YEAR**

1. Give particulars (details) of the combined prepaid and accrued tax accounts and show the total taxes charged to operations and other accounts during the year. Do not include gasoline and other sales taxes which have been charged to the accounts to which the taxed material was charged. If the actual or estimated amounts of such taxes are known, show the amounts in a footnote and designate whether estimated or actual amounts.

2. Include on this page, taxes paid during the year and charged direct to final accounts, (not charged to prepaid or accrued taxes). Enter the amounts in both columns (d) and (e). The balancing of this page is not affected by the inclusion of these taxes.

3. Include in column (d) taxes charged during the year, taxes charged to operations and other accounts through (a) accruals credited to taxes accrued, (b) amounts credited to proportions of prepaid taxes chargeable to current year, and (c) taxes paid and charged direct to operations or accounts other than accrued and prepaid tax accounts.

4. List the aggregate of each kind of tax in such manner

Line No.	Kind of Tax (See Instruction 5)	BALANCE AT BEGINNING OF YEAR	
		Taxes Accrued (Account 236)	Prepaid Taxes (Incl. in Account 165)
	(a)	(b)	(c)
1	INCOME TAXES:		
2	Federal Income	-	-
3			
4			
5			
6	State Income	-	-
7			
8			
9	OTHER TAXES:		
10	Employer's Portion of FICA & HTAX	55,793	-
11	Unemployment Compensation	10	-
12	Unauthorized Insurance Tax	29,020	-
13	Property Taxes	9,103,000	-
14	MI Severance Tax	-	-
15	Franchise Taxes		
16	Billed Payroll Tax		
17	Federal Excise Tax		
18	Other Miscellaneous Taxes	-	-
19	<b>TOTAL</b>	\$ 9,187,823	\$ -

**DISTRIBUTION OF TAXES CHARGED (Show utility department where applicable and account charged.)**

Line No.	Electric Account 408.1, 409.1	Gas (Account 408.1, 409.1)	Other Utility Departments (Account 408.1, 409.1)	Other Income and Deductions (Account 408.2, 409.2)
	(i)	(j)	(k)	(l)
1			-	
2		877,059	-	62,687
3				
4				
5				
6		(34,389)	-	19,054
7				
8				
9				
10		956,759	-	
11		17,583	-	
12		32,597	-	
13		8,274,650	-	
14		(3,725,099)	-	
15				
16				
17				
18		-	-	225
19	<b>TOTAL</b>	\$ 6,399,160	\$ -	\$ 81,966

Name of Respondent	This Report Is:	Date of Report	Year of Report
Michigan Gas Utilities Corporation	(1) <input checked="" type="checkbox"/> An Original (2) <input type="checkbox"/> A Resubmission	(Mo, Da, Yr) April 29, 2025	December 31, 2024

**TAXES ACCRUED, PREPAID AND CHARGED DURING YEAR (Continued)**

that the total tax for each State and subdivision can readily be ascertained.

5. If any tax (exclude Federal and state income taxes) covers more than one year, show the required information separately for each tax year, identifying the year in column (a).

6. Enter all adjustments of the accrued and prepaid tax accounts in column (f) and explain each adjustment in a footnote. Designate debit adjustments by parentheses.

7. Do not include on this page entries with respect to deferred income taxes or taxes collected through payroll deductions or otherwise pending transmittal of such taxes to the taxing authority.

8. Show in columns (i) and (p) how the taxed accounts were distributed. Show both the utility department and number of account charged. For taxes charged to utility plant, show the number of the appropriate balance sheet plant account or subaccount.

9. For any tax apportioned to more than one utility department or account, state in a footnote the basis (necessity) of apportioning such tax.

Taxes Charged During Year (d)	Taxes Paid During Year (e)	Adjustments (f)	Taxes Accrued (Account 236)	Prepaid Taxes (Incl. in Account 165)	Line No.
			(g)	(h)	
939,746	2,956,758	2,017,012	-	-	1
					2
					3
					4
(15,335)	577,962	593,297	-	-	5
					6
					7
					8
1,060,458	1,052,673	-	63,578	-	9
17,583	17,166	-	427	-	10
32,597	30,353	-	31,264	-	11
9,006,650	8,511,585	-	9,598,065	-	12
1,335	1,335	-	-	-	13
					14
					15
					16
					17
-	-	-	-	-	18
\$ 11,043,034	\$ 13,147,832	\$ 2,610,309	\$ 9,693,334	\$ -	19

**DISTRIBUTION OF TAXES CHARGE (Show utility department where applicable and account charged.)**

Extraordinary Items (Account 409.3) (m)	Other Utility Opn. Income (Account 408.1, 409.1) (n)	Adjustment to Ret. Earnings (Account 439) (o)	Other (p)	Line No.
				1
				2
				3
				4
				5
				6
				7
				8
			103,699	9
				10
				11
			732,000	12
			3,726,209	13
				14
				15
				16
				17
-	-	-	-	18
\$ -	\$ -	\$ -	\$ 4,561,908	19

Total Expense **\$11,043,034**

Name of Respondent	This Report Is:	Date of Report	Year of Report
Michigan Gas Utilities Corporation	(1) <input checked="" type="checkbox"/> An Original (2) <input type="checkbox"/> A Resubmission	(Mo, Da, Yr) April 29, 2025	December 31, 2024

**ACCUMULATED DEFERRED INVESTMENT TAX CREDITS (Account 255)**

1. Report below information applicable to Acct 255. Where appropriate, segregate the balances and transactions by utility and nonutility operations. Explain by footnote any correction adjustments to the account balance shown in column (g). Include in column (i) the average period over which the tax credits are amortized.

Line No.	Account Subdivisions	Balance at Beginning of Year	Deferred for Year		Allocation to Current Year's Income		Adjustments
			Account No.	Amount	Account No.	Amount	
	(a)	(b)	(c)	(d)	(e)	(f)	(g)
1	Gas Utility						
2		378,221			411.4	13,124	
3							
4							
5							
6							
7							
8	TOTAL	378,221		0		13,124	0
9	Other (List separately and show 3%, 4%, 7%, 10% and TOTAL						
10							
11							
12							
13							
14							
15							
16							
17							
18							
19							
20							
21							
22							
23							
24							
25							
26							
27							
28							
29							
30							
31							
32							
33							
34							
35							
36							
37							
38							
39							
40							
41							
42							
43							
44							
45							
46							
47							
48							

Name of Respondent	This Report Is:	Date of Report	Year of Report
Michigan Gas Utilities Corporation	(1) <input checked="" type="checkbox"/> An Original (2) <input type="checkbox"/> A Resubmission	(Mo, Da, Yr) April 29, 2025	December 31, 2024

**ACCUMULATED DEFERRED INVESTMENT TAX CREDITS (Account 255) (Continued)**

2. Fill in columns for all line items as appropriate.

Balance at End of Year	Average Period of Allocation to Income	Adjustment Explanation	Line No.
(h)	(i)		
365,097	53.0 Years		1
			2
			3
			4
			5
			6
			7
365,097			8
			9
			10
			11
			12
			13
			14
			15
			16
			17
			18
			19
			20
			21
			22
			23
			24
			25
			26
			27
			28
			29
			30
			31
			32
			33
			34
			35
			36
			37
			38
			39
			40
			41
			42
			43
			44
			45
			46
			47
			48

Name of Respondent	This Report Is:	Date of Report	Year of Report
Michigan Gas Utilities Corporation	(1) <input checked="" type="checkbox"/> An Original (2) <input type="checkbox"/> A Resubmission	(Mo, Da, Yr) April 29, 2025	December 31, 2024
<b>MISCELLANEOUS CURRENT AND ACCRUED LIABILITIES (Account 242)</b>			
1. Give description and amount of other current and accrued liabilities as of the end of year.			
2. Minor items may be grouped by classes, showing number of items in each class.			
Line No.	Item (a)	Balance End of Year (b)	
1	Misc C&A Liab - 401(k) Pension Replacement	558,672	
2	Misc C&A Liab - Accr Energy Aid Assis - Co Match	1,109	
3	Misc C&A Liab - Accr Energy Aid Assistance	2,219	
4	Misc C&A Liab - Accrued Pay at Risk – STPP	93,374	
5	Misc C&A Liab - Accrued Pay at Risk - VIPP	620,600	
6	Misc C&A Liab - Company Contribution - 401K	28,000	
7	Misc C&A Liab - Cust Pay Unappl-Budget	3,578,237	
8	Misc C&A Liab - Cust Pay Unappl-NonBudget	6,318,550	
9	Misc C&A Liab - EE Contributions-HSA	9,716	
10	Misc C&A Liab - Employee W/H ERSP	43,199	
11	Misc C&A Liab - Employee W/H ERSP Loans	9,425	
12	Misc C&A Liab - Employee W/H Garnishment/Tax Levy	386	
13	Misc C&A Liab - Employee W/H MIPAC	55	
14	Misc C&A Liab - Employee W/H Union Dues	4,841	
15	Misc C&A Liab - Employee W/H Wage Assignment	909	
16	Misc C&A Liab - Employer 401K Match	24,196	
17	Misc C&A Liab - ERSP Other	17,283	
18	Misc C&A Liab - Gas Imbalance Liab	32,700	
19	Misc C&A Liab - Payroll Accrual Absence	1,139,177	
20	Misc C&A Liab - Payroll Accrual Biweekly	366,087	
21	Misc C&A Liab - PHMSA Fees	10,769	
22	Misc C&A Liab - Post Employment FAS112 - WEC	91,318	
23	Misc C&A Liab - United Way Fund	354	
24	Misc C&A Liab - Worker's Comp (IBNR)	192	
25	WEC Perf. Unit Liab - Current Portion	173,095	
26			
27			
28	TOTAL	13,124,463	

<b>CUSTOMER ADVANCES FOR CONSTRUCTION (Account 252)</b>		
Line No.	List Advances by Department (a)	Balance End of Year (b)
29	NONE	
30		
31		
32		
33		
34		
35		
36		
37		
38		
39		
40		
41		
42	TOTAL	0

Name of Respondent	This Report Is:	Date of Report	Year of Report
Michigan Gas Utilities Corporation	(1) <input checked="" type="checkbox"/> An Original (2) <input type="checkbox"/> A Resubmission	(Mo, Da, Yr) April 29, 2025	December 31, 2024

**OTHER DEFERRED CREDITS (Account 253)**

1. Report below the particulars (details) for concerning other deferred credits.
2. For any deferred credit being amortized, show the period of amortization.
3. Minor items (less than \$10,000) may be grouped by classes.
4. For any undelivered gas obligations to customers under take-or-pay clauses of sale agreements, show the total amount on this page and report particulars (details) called for by page 267. Show also on this page, but as a separate items, any advance billings or receipts for gas sales or service classified in Account 253 but not related to take-or-pay arrangements.

Line No.	Description of Other Deferred Credits (a)	Balance at Beginning of Year (b)	DEBITS		Credits (e)	Balance at End of Year of Report (f)
			Contra Account (c)	Amount (d)		
1	Other Def Cr-WEC Perf. Unit Liab	45,851		88,341	127,902	85,412
2	Other Def Cr-Outst Checks Cancelled	1,999		119,485	119,527	2,041
3	LT Deposit Liability-Otsego Bldg Sale	41,500		225,672	184,172	0
4						
5						
6						
7						
8						
9						
10						
11						
12						
13						
14						
15						
16						
17						
18						
19						
20						
21						
22						
23						
24						
25						
26						
27						
28						
29						
30						
31						
32						
33						
34						
35						
36						
37						
38						
39						
40						
41						
42						
43						
44	TOTAL	89,350		433,498	431,601	87,453

Name of Respondent Michigan Gas Utilities Corporation	This Report Is: (1) <input checked="" type="checkbox"/> An Original (2) <input type="checkbox"/> A Resubmission	Date of Report (Mo, Da, Yr) April 29, 2025	Year of Report December 31, 2024
--	---	--	-------------------------------------

**ACCUMULATED DEFERRED INCOME TAXES--OTHER PROPERTY (Account 282)**

1. Report the information called for below concerning the respondent's accounting for deferred income taxes relating to property not subject to accelerated amortization.  
 2. For Other (Specify), include deferrals relating to other

Line No.	Account Subdivisions  (a)	Balance at Beginning of Year  (b)	CHANGES DURING YEAR	
			Amounts Debited to Account 410.1 (c)	Amounts Credited to Account 411.1 (d)
1	Account 282			
2	Electric			
3	Gas	64,520,153	29,113,163	24,123,699
4	Other (Define)			
5	TOTAL (Enter Total of lines 2 thru 4)	64,520,153	29,113,163	24,123,699
6	Other (Specify)			
7	Plant (FAS 109)	(6,825,329)		
8	Non-Utility	10,227,882		
9	TOTAL Account 282 (Enter Total of lines 5 thru 8)	67,922,706	29,113,163	24,123,699
10	Classification of TOTAL			
11	Federal Income Tax	53,042,371	23,575,309	20,242,196
12	State Income Tax	14,880,335	5,537,854	3,881,503
13	Local Income Tax			

NOTES

Name of Respondent	This Report Is:	Date of Report	Year of Report
Michigan Gas Utilities Corporation	(1) <input checked="" type="checkbox"/> An Original (2) <input type="checkbox"/> A Resubmission	(Mo, Da, Yr) April 29, 2025	December 31, 2024

**ACCUMULATED DEFERRED INCOME TAXES-OTHER PROPERTY (Account 282)(Continued)**

income and deductions.  
3. Use separate pages as required.

CHANGES DURING YEAR		ADJUSTMENTS				Balance at End of Year (k)	Line No.
Amounts Debited to Account 410.2 (e)	Amounts Credited to Account 411.2 (f)	DEBITS		CREDITS			
		Acct. No. (g)	Amount (h)	Acct. No. (i)	Amount (j)		
							1
							2
			2,533,493			72,043,110	3
							4
-	-		2,533,493		-	72,043,110	5
							6
			-		1,977,338	(8,802,667)	7
14,925	14,925					10,227,882	8
14,925	14,925		2,533,493		1,977,338	73,468,325	9
							10
11,756	11,756		2,533,493		1,874,144	57,034,833	11
3,169	3,169		-		103,194	16,433,492	12
							13

NOTES (Continued)

Name of Respondent		This Report Is:	Date of Report	Year of Report
Michigan Gas Utilities Corporation		(1) <input checked="" type="checkbox"/> An Original (2) <input type="checkbox"/> A Resubmission	(Mo, Da, Yr) April 29, 2025	December 31, 2024
<b>ACCUMULATED DEFERRED INCOME TAXES--OTHER (Account 283)</b>				
1. Report the information called for below concerning the respondent's accounting for deferred income taxes relating to amounts recorded in Account 283.		2. For Other (Specify), include deferrals relating to other income and deductions.		
Line No.	Account  (a)	Balance at Beginning of Year  (b)	CHANGES DURING YEAR	
			Amounts Debited to Account 410.1  (c)	Amounts Credited to Account 411.1  (d)
1	Electric			
2	Plant			
3	Other Than Plant			
4	Other Than Plant (FAS 109)			
5				
6	Other			
7	TOTAL Electric (Total of lines 2 thru 6)	-	-	-
8	Gas			
9	Plant	-		
10	Other Than Plant	12,221,496	3,691,917	3,272,903
11	Other Than Plant (FAS 109)	521,274		
12				
13	Other			
14	TOTAL Gas (Total of lines 9 thru 13)	12,742,770	3,691,917	3,272,903
15	Other (Specify)			
16	TOTAL (Account 283) (Enter total of lines 7, 14 and 15)	12,742,770	3,691,917	3,272,903
17	Classification of TOTAL			
18	Federal Income Tax	9,783,923	2,927,904	2,581,245
19	State Income Tax	2,958,847	764,013	691,658
20	Local Income Tax			
NOTES				

Name of Respondent	This Report is:	Date of Report	Year of Report
Michigan Gas Utilities Corporation	(1) <input checked="" type="checkbox"/> An Original (2) <input type="checkbox"/> A Resubmission	(Mo, Da, Yr) April 29, 2025	December 31, 2024

**ACCUMULATED DEFERRED INCOME TAXES - OTHER (Account 283) (Continued)**

3. Provide in the space below, the order authorizing the use of the account for each line item. Include amounts relating to insignificant items listed under Other.

4. Fill in all columns for all items as appropriate.

5. Use separate pages as required.

CHANGES DURING YEAR		ADJUSTMENTS				Balance at End of Year (k)	Line No.
Amounts Debited to Account 410.2 (e)	Amounts Credited to Account 411.2 (f)	DEBITS		CREDITS			
		Acct. No. (g)	Amount (h)	Acct. No. (i)	Amount (j)		
							1
						-	2
						-	3
						-	4
							5
						-	6
-	-		-		-	-	7
							8
						-	9
						12,640,510	10
			27,188			548,462	11
							12
							13
-	-		27,188		-	13,188,972	14
						-	15
-	-		27,188		-	13,188,972	16
							17
			20,851		-	10,151,433	18
			6,337		-	3,037,539	19
							20

NOTES (Continued)

Name of Respondent	This Report Is: (1) <input checked="" type="checkbox"/> An Original (2) <input type="checkbox"/> A Resubmission	Date of Report (Mo, Da, Yr) April 29, 2025	Year of Report December 31, 2024
Michigan Gas Utilities Corporation			

**OTHER REGULATORY LIABILITIES**

1. Reporting below the particulars (details) called for concerning other regulatory liabilities which are created through the ratemaking actions of regulatory agencies (and not includable in other amounts).
2. For regulatory liabilities being amortized, show period of amortization in column (a).
3. Minor items (amounts less than \$50,000) may be grouped by classes.
4. Give the number and name of the account(s) where each amount is recorded.

Line No.	Description and Purpose of Other Regulatory Liabilities  (a)	Balance at Beginning of Year  (b)	DEBITS		Credits  (e)	Balance at End of Year  (f)
			Account Credited  (c)	Amount  (d)		
1	2010 Health Care Leg	14,275	254	9,810	2,675	7,140
2	2017 Tax Reform Impact Gas	2,058,558	254	943,374	257,187	1,372,371
3	Derivatives - Gas Sys Sup-Current	443,271	254	10,801,665	12,763,830	2,405,436
4	Derivatives - Gas Sys Sup-LT	6,330	254	27,450	27,750	6,630
5	Federal Gas FAS109	10,498,971	254	497,550	3,101,334	13,102,755
6	Federal Gas FAS109 Protected	8,554,792	254	3,271,847	64,894	5,347,839
7	Federal Gas ITC/Other	(67,025)	254	708	3,032	(64,701)
8	MI Credit C - ARAM True Up	356,303	254	178,151	0	178,152
9	MRP Rider	160,010	254	0	0	160,010
10	OPEB	1,573,244	254	425,842	2,869	1,150,271
11	Panhandle Gas Reservation Refunds	3,274,391	254	3,283,155	8,764	0
12	State Gas FAS109	670,146	254	31,758	197,957	836,345
13	State Gas FAS109 Protected	546,051	254	208,841	4,142	341,352
14	State Gas ITC/Other	19,863	254	899	210	19,174
15	Tax Reform Remeasure - Gas MI	(76,408)	254	0	38,182	(38,226)
16	Tax Reform Savings - Gas MI	(303,586)	254	0	151,746	(151,840)
17						
18						
19						
20						
21	<b>TOTAL</b>	<b>27,729,186</b>		<b>19,681,050</b>	<b>16,624,572</b>	<b>24,672,708</b>

NOTE: All amounts are recorded in Account 254.

This page intentionally left blank.

Name of Respondent	This Report Is: (1) <input checked="" type="checkbox"/> An Original (2) <input type="checkbox"/> A Resubmission	Date of Report (Mo, Da, Yr) April 29, 2025	Year of Report December 31, 2024
<b>GAS OPERATING REVENUES (Account 400)</b>			
1. Report below natural gas operating revenues for each prescribed account, and manufactured gas revenues in total.		for each group of meters added. The average number of customers means the average of twelve figures at the close of each month.	
2. Natural gas means either natural gas unmixed or any mixture of natural and manufactured gas.		4. Report quantities of natural gas sold in Mcf (14.73 psia at 60°F). If billings are on a therm basis, give the Btu contents of the gas sold and the sales converted to Mcf.	
3. Report number of customers, columns (f) and (g), on the basis of meters, in addition to the number of flat rate accounts; except that where separate meter readings are added for billing purposes, one customer should be counted		5. If increases or decreases from previous year (columns (c), (e) and (g)), are not derived from previously	
Line No.	Title of Account  (a)	OPERATING REVENUES	
		Amount for Year (b)	Amount for Previous Year (c)
1	<b>GAS SERVICE REVENUES</b>		
2	480 Residential Sales	98,507,264	113,115,548
3	481 Commercial & Industrial Sales		
4	Small (or Comm.) (See Instr. 6)	32,806,987	41,813,193
5	Large (or Ind.) (See Instr. 6)	2,187,857	4,085,062
6	482 Other Sales to Public Authorities	0	0
7	484 Interdepartmental Sales	0	0
8	TOTAL Sales to Ultimate Consumers	133,502,108	159,013,803
9	483 Sales for Resale	0	0
10	TOTAL Nat. Gas Service Revenues	133,502,108	159,013,803
11	Revenues from Manufactured Gas	0	0
12	TOTAL Gas Service Revenues	133,502,108	159,013,803
13	<b>OTHER OPERATING REVENUES</b>		
14	485 Intracompany Transfers	0	0
15	487 Forfeited Discounts	828,386	1,078,992
16	488 Misc. Service Revenues	329,301	376,196
17	489 Rev. from Trans. of Gas of Others	20,713,039	19,054,464
18	490 Sales of Prod. Ext. from Nat. Gas	0	0
19	491 Rev. from Nat. Gas Proc. by Others	0	0
20	492 Incidental Gasoline and Oil Sales	0	0
21	493 Rent from Gas Property	14,071	20,702
22	494 Interdepartmental Rents	0	0
23	495 Other Gas Revenues	3,872,352	(7,261,571)
24	TOTAL Other Operating Revenues	25,757,149	13,268,783
25	TOTAL Gas Operating Revenues	159,259,257	172,282,586
26	(Less) 496 Provision for Rate Refunds		
27	TOTAL Gas Operating Revenues Net of Provision for Refunds	159,259,257	
28	Dist. Type Sales by States (Incl. Main Line Sales to Resid. and Comm. Custrs.)	0	
29	Main Line Industrial Sales (Incl. Main Line Sales to Pub. Authorities)	0	
30	Sales for Resale	0	
31	Other Sales to Pub. Auth. (Local Dist. Only)	0	
32	Interdepartmental Sales	0	
33	TOTAL (Same as Line 10, Columns (b) and (d))	133,502,108	

Name of Respondent	This Report Is:	Date of Report	Year of Report	
Michigan Gas Utilities Corporation	(1) <input checked="" type="checkbox"/> An Original (2) <input type="checkbox"/> A Resubmission	(Mo, Da, Yr) April 29, 2025	December 31, 2024	
<b>GAS OPERATING REVENUES (Account 400) (Continued)</b>				
reported figures, explain any inconsistencies in a footnote.		per day of normal requirements. (See Account 481 of the Uniform System of Accounts. Explain basis of classification in a footnote.)		
6. <i>Commercial and Industrial Sales</i> , Account 481, may be classified according to the basis of classification (Small or Commercial, and Large or Industrial) regularly used by the respondent if such basis of classification is not generally greater than 200,000 Mcf per year or approximately 800 Mcf		7. See pages 108-109, Important Changes During Year, for important new territory added and important rate increases or decreases.		
MCF OF NATURAL GAS SOLD		AVG. NO. OF NAT. GAS CUSTRS. PER MO.		Line No.
Quantity for Year (d)	Quantity for Previous Year (e)	Number for Year (f)	Number for Previous Year (g)	
				1
11,003,237	11,214,840	153,830	152,194	2
				3
4,673,437	5,040,799	12,497	12,280	4
334,926	516,859	56	56	5
0	0			6
0	0			7
16,011,600	16,772,498	166,383	164,530	8
0	0			9
16,011,600	16,772,498	166,383	164,530	10
<b>NOTES</b>				11
<i>Column (e), Lines 2, 4-5: The quantities for Residential, Commercial, and Industrial Sales of Natural Gas Sold were incorrectly reported in 2023. The previous year's quantity of MCF sold currently reported in column (e) reflects the correct annual figures for each account, totaling to 16,772,498 MCF sold in 2023.</i>				12
				13
				14
				15
				16
				17
				18
				19
				20
				21
				22
				23
24				
25				
26				
27				
				28
				29
				30
				31
				32
16,011,600				33

Name of Respondent	This Report Is: (1) <input checked="" type="checkbox"/> An Original (2) <input type="checkbox"/> A Resubmission	Date of Report (Mo, Da, Yr) April 29, 2025	Year of Report December 31, 2024
--------------------	---	--	-------------------------------------

**CUSTOMER CHOICE GAS OPERATING REVENUES (ACCOUNT 400)**

1. Report below *natural gas operating revenues* for each prescribed account, and manufactured gas revenues in total.

2. Natural Gas means either natural gas unmixed or any mixture of natural and manufactured gas.

3. Report number of customers, columns (f) and (g), on the basis of meters, in addition to the number of flat rate accounts; except that where separate meter readings are added for billing purposes, one customer should be counted for each group of meters added. The average number of customers means the average of twelve figures at the close of each month.

4. Report quantities of natural gas sold in Mcf (14.65 psia at 60°F). If billings are on a therm basis, give the Btu contents of the gas sold and the sales converted to Mcf.

5. If increases or decreases from previous year (columns (c), (e) and (g)), are not derived from previously reported

Line No.	Title of Account (a)	OPERATING REVENUES	
		Amount for Year (b)	Amount for Previous Year (c)
1	<b>GAS SERVICE REVENUES</b>		
2	480 Residential Sales		
3	481 Commercial & Industrial Sales		
4	Small (or Comm.) (See Instr. 6)		
5	Large (or Ind.) (See Instr. 6)		
6	482 Other Sales to Public Authorities		
7	484 Interdepartmental Sales		
8	TOTAL Sales to Ultimate Customers		
9	483 Sales for Resale		
10	TOTAL Nat. Gas Service Revenues		
11	Revenues from Manufactured Gas		
12	TOTAL Gas Service Revenues	0	0
13	<b>OTHER OPERATING REVENUES</b>		
14	485 Intracompany Transfers		
15	487 Forfeited Discounts		
16	488 Misc. Service Revenues		
17	489 Rev. from Trans. of Gas of Others	10,275,341	9,262,122
18	490 Sales of Prod. Ext. from Nat. Gas		
19	491 Rev. from Nat. Gas Proc. by Others		
20	492 Incidental Gasoline and Oil Sales		
21	493 Rent from Gas Property		
22	494 Interdepartmental Rents		
23	495 Other Gas Revenues		
24	TOTAL Other Operating Revenues		
25	TOTAL Gas Operating Revenues		
26	(Less) 485 Provision for Refunds		
27	TOTAL Gas Operating Revenues Net of Provision for Refunds	0	
28	Dist. Type Sales by States (Incl. Main Line Sales to Resid. and Comm. Custrs.)		
29	Main Line Industrial Sales (Incl. Main Line Sales to Pub. Authorities)		
30	Sales for Resale		
31	Other Sales to Pub. Auth. (Local Dist. Only)		
32	Interdepartmental Sales		
33	TOTAL (Same as Line 10, Columns (b) and (d))		

Name of Respondent		This Report Is:		Date of Report	Year of Report
Michigan Gas Utilities Corporation		(1) <input checked="" type="checkbox"/> An Original (2) <input type="checkbox"/> A Resubmission		(Mo, Da, Yr) April 29, 2025	December 31, 2024
<b>CUSTOMER CHOICE GAS OPERATING REVENUES (ACCOUNT 400) (Continued)</b>					
figures, explain any inconsistencies in a footnote. 6. Commercial and Industrial Sales, Account 481, may be classified according to the basis of classification (Small or Commercial, and Large or Industrial) regularly used by the respondent if such basis of classification is not generally greater than 200,000 Mcf per year or approximately 800 Mcf			per day of normal requirements. (See Account 481 of the Uniform System of Accounts. Explain basis of classification in a footnote.) 7. See pages 108-109, Important Changes During Year, for important new territory added and important rate increases or decreases.		
MCF OF NATURAL GAS SOLD		AVG. NO. OF NAT. GAS CUSTRS. PER MO.		Line	
Quantity for Year (d)	Quantity for Previous Year (e)	Number for Year (f)	Number for Previous Year (g)	No.	
				1	
				2	
				3	
				4	
				5	
				6	
				7	
0	0	0	0	8	
				9	
0	0	0	0	10	
NOTES				11	
				12	
				13	
				14	
				15	
				16	
				17	
				18	
				19	
				20	
				21	
				22	
				23	
				24	
				25	
				26	
				27	
				28	
				29	
				30	
				31	
				32	
				33	

Name of Respondent	This Report Is: (1) <input checked="" type="checkbox"/> An Original (2) <input type="checkbox"/> A Resubmission	Date of Report (Mo, Da, Yr) April 29, 2025	Year of Report December 31, 2024
Michigan Gas Utilities Corporation			

**RATE AND SALES SECTION**

DEFINITIONS OF CLASSES OF SERVICE AND INSTRUCTIONS PERTAINING TO STATEMENTS ON SALES DATA

In the definitions below, the letters preceding the captions distinguish the main classes from the subclasses. Show the data broken into the subclasses if possible, but if not, report data under the main classes, drawing a dash through the subclass.

When gas measured through a single meter is used for more than one class of service as here defined, as for example, for both commercial and residential purposes, assign the total to the class having the principal use.

Average Number of Customers. Number of customers should be reported on the basis of number of meters, plus number of flat-rate accounts, except that where separate meter readings are added for billing purposes, one customer shall be counted for code group of meters so added. The average number of customers means the average of the 12 figures at the close of each month.

MCF's Sold (indicate which one by crossing out the one that does not apply). Give net figures, exclusive of respondent's own use and losses.

Revenues. This term covers revenues derived from (a) Sale of Gas (exclusive of forfeited discounts and penalties) and (b) Other Gas Revenues, such as rent from gas property, interdepartmental rents, customers' forfeited discounts and penalties, servicing of customers' installations and miscellaneous gas revenues.

**AB. Residential Service.** This class includes all sales of gas for residential uses such as cooking, refrigeration, water heating, space heating and other domestic uses.

**A. Residential Service.** This class includes all sales of gas for residential use except space heating.

**B. Residential Space Heating.** This class includes all sales of gas for space heating including gas for other residential uses only when measured through the same meter.

**CD. Commercial Service.** This class includes service rendered primarily to commercial establishments such as restaurants, hotels, clubs, hospitals, recognized rooming and boarding houses (but not individual tenants therein), garages, churches, warehouses

**C. Commercial Service.** This class includes all sales of gas for commercial use except space heating.

**D. Commercial Space Heating.** This class includes all sales of gas for space heating including gas for other commercial uses only when measured through the same meter.

**E. Industrial Service.** This class includes service rendered primarily to manufacturing and industrial establishments where gas is used principally for large power, heating and metallurgical purposes.

**F. Public Service and Highway Lighting.** Covers service rendered to municipalities or other governmental units for the purpose of lighting streets, highways, parks and other public places.

**G. Other Sales to Public Authorities.** Covers service rendered to municipalities or other governmental units for lighting, heating, cooking, water heating and other general uses.

**H. Interdepartmental Sales.** This class includes gas supplied by the gas department to other departments of the utility when the charges therefor are at tariff or other specific rates.

**I. Other Sales.** This class includes all service to ultimate consumers not included in the foregoing described classifications.

\* **A - I. Total Sales to Ultimate Consumers.** This is the total of the foregoing described classifications.

**J. Sales to Other Gas Utilities for Resale.** This class includes all sales of gas to other gas utilities or to public authorities for resale to ultimate consumers.

**K. Other Gas Revenues.** Revenues derived from operations of the respondent other than sales of gas. They include rent from gas property, interdepartmental rents, customers' forfeited discounts and penalties, services of customers' installations and miscellaneous gas revenues, such as fees and charges for changing, connecting and disconnecting service, profit on sales of materials and supplies not ordinarily purchased for resale, commissions on sales or distribution of others' gas (sold under rates filed by such others), management or supervision fees, sale of steam (except where the respondent furnishes steam-heating service) and rentals from leased property on customers' premises.

\* **A - K. Total Gas Operating Revenues.** The total of all the foregoing accounts.

Separate Schedules for Each State. Separate schedules in this section should be filed for each state in which the respondent operates.

Estimates. If actual figures are not available for the schedules in this section, give estimates. Explain the methods used and the factual basis of the estimates, using supplementary sheets, if necessary.

Name of Respondent		This Report Is:		Date of Report		Year of Report	
Michigan Gas Utilities Corporation		(1) <input checked="" type="checkbox"/> An Original (2) <input type="checkbox"/> A Resubmission		(Mo, Da, Yr) April 29, 2025		December 31, 2024	
6285-A. SALES DATA FOR THE YEAR (For the State of Michigan)							
Line No.	Class of Service (a)	Average Number of Customers per month (b)	Gas Sold Mcf (c)	Revenue (Show to nearest dollar) (d)	AVERAGES		
					Mcf * Per Customer (e)	Revenue per Customer (f)	Revenue per Mcf (f)
1	AB. Residential service	153,831	11,003,238	98,577,263	71.53	640.82	\$ 8.96
2	A. Residential service	12,773	794,525	7,277,757	62.20	569.78	\$ 9.16
3	B. Residential space heating service	141,058	10,208,713	91,299,506	72.37	647.25	\$ 8.94
4	CD. Commercial service	12,500	4,684,918	32,975,211	374.79	2,638.02	\$ 7.04
5	C. Commercial service, except space heating						
6	D. Commercial space heating	12,500	4,684,918	32,975,211	374.79	2,638.02	\$ 7.04
7	E. Industrial service	53	323,444	2,019,633	6,102.72	38,106.28	\$ 6.24
8	F. Public street & highway lighting						
9	G. Other sales to public authorities						
10	H. Interdepartmental sales						
11	I. Other sales						
12	A-I Total sales to ultimate customers	166,384	16,011,600	133,572,107	96.23	802.79	\$ 8.34
13	J. Sales to other gas utilities for resale						
14	A-J. TOTAL SALES OF GAS	166,384	16,011,600	133,572,107	96.23	802.79	\$ 8.34
15	K. Other gas revenues						
16	A-K TOTAL GAS OPERATING REVENUE	166,384	16,011,600	\$133,572,107	96.23	802.79	N/A **
<p>* Report Mcf on a pressure base of 14.65 psia dry and a temperature base of 60 degrees Fahrenheit. Give two decimals.  ** Not calculated because Transportation Revenue included in other gas revenues will distort the results.</p>							

Name of Respondent	This Report Is: (1) <input checked="" type="checkbox"/> An Original (2) <input type="checkbox"/> A Resubmission	Date of Report (Mo, Da, Yr) April 29, 2025	Year of Report December 31, 2024
Michigan Gas Utilities Corporation			

**SALES DATA BY RATE SCHEDULES FOR THE YEAR**

1. Report below the distribution of customers, sales and revenue for the year by individual rate schedules. (See definitions on first page of this section.)
2. Column (a) - List all rate schedules by identification number or symbol. Where the same rate schedule designation applies to different rates in different zones, cities or districts, list separately data for each such area in which the schedule is available.
3. Column (b) - Give the type of service to which the rate schedule is applicable, i.e. cooking, space heating, commercial heating, commercial cooking, etc.
4. Column (c) - Using the classifications shown in Schedule 625-A, column (a), indicate the class or classes of customers served under each rate schedule, e.g., (A) for Residential Service, (B) Heating Service, etc.
5. Column (d) - Give the average number of customers billed under each rate schedule during the year. The total of this column will approximate the total number of ultimate customers, line 12, Schedule 624-A.
6. Columns (e) and (f) - For each rate schedule listed, enter the total number of Mcf sold to, and revenues received from customers billed under that rate schedule. The totals of these columns should equal the totals shown on line 12, Schedule 625-A. If the utility sells gas to ultimate customers under special contracts, the totals for such sales should be entered on a line on this page in order to make the totals of columns (e) and (f) check with those entered on line 12, Schedule 625-A.
7. When a rate schedule was not in effect during the entire year, indicate in a footnote the period in which it is effective.

Line No.	Rate Schedule Designation (a)	Type of Service to which Schedule is applicable (b)	Class of Service (c)	Avg. No. of Customers per month (d)	Mcf Sold (e)	Revenue (Show to nearest dollar) (f)
1	Residential	General & Heating	A & B	153,831	11,003,238	98,507,263
2	General	Heating & Cooling	C & D	12,500	4,684,918	32,975,211
3	Optional	Industrial	E	53	323,444	2,019,633
4						
5						
6						
7						
8						
9						
10						
11						
12						
13						
14						
15						
16						
17						
18						
19						
20						
21						
22						
23						
24						
25	Total Company			166,384	16,011,600	133,502,107

Name of Respondent Michigan Gas Utilities Corporation	This Report Is: (1) <input checked="" type="checkbox"/> An Original (2) <input type="checkbox"/> A Resubmission	Date of Report (Mo, Da, Yr) April 29, 2025	Year of Report December 31, 2024
--	---	--	-------------------------------------

**625-B. CUSTOMER CHOICE SALES DATA BY RATE SCHEDULES**

1. Report below the distribution of customers, sales and revenues for the year by individual rate schedules. (See definition on first page of this section).

2. Column (a) - List all rate schedules by identification number or symbol. Where the same rate schedule designation applies to different rates in different zones, cities or districts, list separately data for each such area in which the schedule is available.

3. Column (b) - Give the type of service to which the rate schedule is applicable, i.e. cooking, space heating, commercial heating, commercial cooking, etc.

4. Column (c) - Using the classification shown in Schedule 625-A, column (a), indicate the class or classes of customers served under each rate schedule, e.g. (A) for Residential Service, (B) Heating Service, etc.

5. Column (d) - Give the average number of customers billed under each rate schedule during the year. The total of this column will approximate the total number of ultimate customers, line 12, Schedule 625-A.

6. Columns (e) and (f) - For each rate schedule listed, enter the total number of Mcf sold to, and revenues received from customers billed under that rate schedule. The totals of these columns should equal the totals shown on line 12, Schedule 625-A. If the utility sells gas to ultimate customers under special contracts, the totals for such sales should be entered on a line on this page in order to make the totals of columns (e) and (f) check with those entered on line 12, Schedule 625-A.

7. When a rate schedule was not in effect during the entire year, indicate in a footnote the period in which it was effective.

Line No.	Rate Schedule Designation (a)	Type of Service to which Schedule is applicable (b)	Class of Service (c)	Average Number of Customers per Month (d)	Mcf sold (e)	Revenue (Show to nearest dollar) (f)
1	Residential	General & Heating	A & B	17,425	1,171,949	6,850,460
2	General	Heating	C & D	1,983	996,484	4,141,689
3						
4						
5						
6						
7						
8						
9						
10						
11						
12						
13						
14						
15						
16						
17						
18	TOTALS			19,408	2,168,433	10,992,149

Name of Respondent Michigan Gas Utilities Corporation		This Report Is: (1) <input checked="" type="checkbox"/> An Original (2) <input type="checkbox"/> A Resubmission		Date of Report (Mo, Da, Yr) 4/29/2025	Year of Report December 31, 2024
<b>OFF-SYSTEM SALES - NATURAL GAS</b>					
Report particulars (details) concerning off-system sales. Off-system sales include all sales other than MPSC approved rate schedule sales.					
Line No.	Name (a)	Point of Delivery (City or town and State) (b)	Account (c)	Dekatherms of Gas Sold (d)	
1	DTE Energy Trading	IL	804	7,226	
2	Koch Energy Services	MI	804	31,620	
3	Koch Energy Services	LA	804	17,500	
4	NRG	MI	804	25,876	
5	Twin Eagle Resources	MI	804	21,000	
6	EDF	KS	804	21,624	
7					
8					
9					
10					
11					
12					
13					
14					
15					
16					
17					
18					
19					
20					124,846

Column (b) - Point of Delivery is in various cities or towns.

Name of Respondent Michigan Gas Utilities Corporation	This Report Is: (1) <input checked="" type="checkbox"/> An Original (2) <input type="checkbox"/> A Resubmission	Date of Report (Mo, Da, Yr) 4/29/2025	Year of Report December 31, 2024		
<b>OFF-SYSTEM SALES - NATURAL GAS (Continued)</b>					
Revenue for Year (See Instr. 5) (e)	Average Revenue per Dekatherm (f)	Peak Day Delivery to Customers			Line No.
		Date (g)	Mcf		
			Noncoin- cidental (h)	Coin- cidental (i)	
\$ 14,831	\$ 2.0524				1
\$ 54,943	\$ 1.7376				2
\$ 38,625	\$ 2.2071				3
\$ 48,961	\$ 1.8921				4
\$ 27,405	\$ 1.3050				5
\$ 40,233	\$ 1.8606				6
					7
					8
					9
					10
					11
					12
					13
					14
					15
					16
					17
					18
					19
\$224,998					20

Name of Respondent Michigan Gas Utilities Corporation	This Report Is: (1) <input checked="" type="checkbox"/> An Original (2) <input type="checkbox"/> A Resubmission	Date of Report (Mo, Da, Yr) April 29, 2025	Year of Report December 31, 2024
--	---	--	-------------------------------------

**REVENUES FROM TRANSPORTATION OF GAS OF OTHERS THROUGH GATHERING FACILITIES -- NATURAL GAS (Account 489.1)**

- |   |  |
|---|--|
| <p>1. Report below particulars (details) concerning revenue from transportation or compression (by respondent) of natural gas for others. Subdivide revenue between transportation or compression for interstate pipeline companies and others.</p> <p>2. Natural gas means either natural gas unmixed or any mixture of natural and manufactured gas. Designate with an asterisk, however, if gas is transported or compressed is other than natural gas.</p> <p>3. Enter the average number of customers per company and/or by rate schedule.</p> | <p>4. In column (a) include the names of companies from which revenues were derived, points of receipt and delivery, and names of companies from which gas was received and to which delivered. Specify the Commission order or regulation authorizing such transaction. Separate out the various customers, volumes and revenues by individual rate schedule.</p> |
|---|--|

Line No.	Name of Company <i>(Designate associated companies with an asterisk)</i>  (a)	Number of Transportation Customers  (b)	Average Number of Customers per Month  (c)	Distance Transported (in miles)  (d)*
1	Otsego Paper - Transportation of Gas	1	1	Various
2	Point of Receipt - Otsego			
3	Point of Delivery - Otsego			
4	Gas Received from ANR, Delivered to Otsego Paper			
5	Gerdau Mac Steel Monroe, Inc. - Transportation of Gas	1	1	Various
6	Point of Receipt - Monroe			
7	Point of Delivery - Monroe			
8	Gas Received from ANR and PEPL, Delivered to Gerdau Mac Steel			
9				
10				
11	Other Transportation of Gas, individually less than 1,000,000 Mcf	120	120	Various
12				
13				
14				
15				
16				
17				
18				
19				
20				
21				
22				
23				
24				
25				
26				
<b>TOTAL</b>				-

\* (d) Distance transported (in miles) from origin is not available because it is delivered from different suppliers.

Name of Respondent Michigan Gas Utilities Corporation	This Report Is: (1) <input checked="" type="checkbox"/> An Original (2) <input type="checkbox"/> A Resubmission	Date of Report (Mo, Da, Yr) April 29, 2025	Year of Report December 31, 2024		
REVENUES FROM TRANSPORTATION OF GAS OF OTHERS THROUGH GATHERING FACILITIES -- NATURAL GAS (Account 489.1) (Continued)					
5. Designate points of receipt and delivery so that they can be identified on map of the respondent's pipe line system. 6. Enter Mcf at 14.65 psia dry at 60°F. 7. Minor items (less than 1,000,000 Mcf) may be grouped.		"Note: For transportation provided under Part 284 of Title 18 of the Code of Federal Regulations, report only grand totals for all transportation in columns (b) through (g) for the following regulation sections to be listed in column (a): 284.102, 284.122, 284.222, 284.223(a), 284.233(b), and 284.224. Details for each transportation are reported in separate annual reports required under Part 284 of the Commission's regulations."			
Mcf of Gas Received (e)*	Mcf of Gas Delivered (f)*	Revenue (g)	Average Revenue per Mcf of Gas Delivered (in cents) (h)	FERC Tariff Rate Schedule Designation (i)	Line No.
2,005,949	2,005,949	\$ 905,056	\$ 0.45		1
					2
					3
					4
1,279,968	1,279,968	\$ 579,955	\$ 0.45		5
					6
					7
					8
					9
					10
9,530,598	9,530,598	\$ 8,235,880	\$ 0.86		11
					12
					13
					14
					15
					16
					17
					18
					19
					20
					21
					22
					23
					24
					25
					26
12,816,515	12,816,515	\$ 9,720,891	\$ 0.76		

\* (e) & (f) Reported in Sales Base Pressure

Name of Respondent	This Report Is:	Date of Report	Year of Report
Michigan Gas Utilities Corporation	(1) <input checked="" type="checkbox"/> An Original (2) <input type="checkbox"/> A Resubmission	(Mo, Da, Yr) April 29, 2025	December 31, 2024
<b>GAS OPERATION AND MAINTENANCE EXPENSES</b>			
If the amount for previous year is not derived from previously reported figures, explain in footnotes.			
Line No.	Account (a)	Amount for Current Year (b)	Amount for Previous Year (c)
1	1. PRODUCTION EXPENSES		
2	A. Manufactured Gas Production	1,002,943	968,589
3	Manufactured Gas Production ( <i>Submit Supplemental Statement</i> )		
4	B. Natural Gas Production		
5	B1. Natural Gas Production and Gathering		
6	Operation	0	0
7	750 Operation Supervision and Engineering	0	0
8	751 Production Maps and Records	0	0
9	752 Gas Wells Expenses	0	0
10	753 Field Lines Expenses	0	0
11	754 Field Compressor Station Expenses	0	0
12	755 Field Compressor Station Fuel and Power	0	0
13	756 Field Measuring and Regulating Station Expenses	0	0
14	757 Purification Expenses	0	0
15	758 Gas Well Royalties	0	0
16	759 Other Expenses	0	0
17	760 Rents	0	0
18	TOTAL Operation ( <i>Enter Total of lines 7 thru 17</i> )	0	0
19	Maintenance		
20	761 Maintenance Supervision and Engineering	0	0
21	762 Maintenance of Structures and Improvements	0	0
22	763 Maintenance of Producing Gas Wells	0	0
23	764 Maintenance of Field Lines	0	0
24	765 Maintenance of Field Compressor Station Equipment	0	0
25	766 Maintenance of Field Meas. and Reg. Sta. Equipment	0	0
26	767 Maintenance of Purification Equipment	0	0
27	768 Maintenance of Drilling and Cleaning Equipment	0	0
28	769 Maintenance of Other Equipment	0	0
29	TOTAL Maintenance ( <i>Enter Total of lines 20 thru 28</i> )	0	0
30	TOTAL Natural Gas Production and Gathering ( <i>Total of lines 18 and 29</i> )	0	0
31	B2. Products Extraction		
32	Operation		
33	770 Operation Supervision and Engineering	0	0
34	771 Operation Labor	0	0
35	772 Gas Shrinkage	0	0
36	773 Fuel	0	0
37	774 Power	0	0
38	775 Materials	0	0
39	776 Operation Supplies and Expenses	0	0
40	777 Gas Processed by Others	0	0
41	778 Royalties on Products Extracted	0	0
42	779 Marketing Expenses	0	0
43	780 Products Purchased for Resale	0	0
44	781 Variation in Products Inventory	0	0
45	(Less) 782 Extracted Products Used by the Utility-Credit	0	0
46	783 Rents	0	0
47	TOTAL Operation ( <i>Enter Total of lines 33 thru 46</i> )	0	0

NOTE: Page 320, Line 2, Column c. Write-off of gas plant site clean-up monitoring costs.

Name of Respondent		This Report Is:	Date of Report	Year of Report
Michigan Gas Utilities Corporation		(1) <input checked="" type="checkbox"/> An Original (2) <input type="checkbox"/> A Resubmission	(Mo, Da, Yr) April 29, 2025	December 31, 2024
GAS OPERATION AND MAINTENANCE EXPENSES (Continued)				
Line No.	Account (a)	Amount for Current Year (b)	Amount for Previous Year (c)	
<b>B2. Products Extraction (Continued)</b>				
48	Maintenance			
49	784 Maintenance Supervision and Engineering	0	0	
50	785 Maintenance of Structures and Improvements	0	0	
51	786 Maintenance of Extraction and Refining Equipment	0	0	
52	787 Maintenance of Pipe Lines	0	0	
53	788 Maintenance of Extracted Products Storage Equipment	0	0	
54	789 Maintenance of Compressor Equipment	0	0	
55	790 Maintenance of Gas Measuring and Reg. Equipment	0	0	
56	791 Maintenance of Other Equipment	0	0	
57	TOTAL Maintenance <i>(Enter Total of lines 49 thru 56)</i>	0	0	
58	TOTAL Products Extraction <i>(Enter Total of lines 47 and 57)</i>	0	0	
<b>C. Exploration and Development</b>				
60	Operation			
61	795 Delay Rentals	0	0	
62	796 Nonproductive Well Drilling	0	0	
63	797 Abandoned Leases	0	0	
64	798 Other Exploration	0	0	
65	TOTAL Exploration and Development <i>(Enter Total of lines 61 thru 64)</i>	0	0	
<b>D. Other Gas Supply Expenses</b>				
66	Operation			
67	800 Natural Gas Well Head Purchases	0	0	
68	800.1 Natural Gas Well Head Purchases, Intracompany Transfers	0	0	
69	801 Natural Gas Field Line Purchases	0	0	
70	802 Natural Gas Gasoline Plant Outlet Purchases	0	0	
71	803 Natural Gas Transmission Line Purchases	0	0	
72	804 Natural Gas City Gate Purchases	55,646,014	74,876,323	
73	804.1 Liquefied Natural Gas Purchases	0	0	
74	805 Other Gas Purchases	0	0	
75	(Less) 805.1 Purchased Gas Cost Adjustments	0	0	
76				
77	TOTAL Purchased Gas <i>(Enter Total of lines 67 to 75)</i>	55,646,014	74,876,323	
78	806 Exchange Gas	0	0	
79	Purchased Gas Expenses			
80	807.1 Well Expenses-Purchased Gas	0	0	
81	807.2 Operation of Purchased Gas Measuring Stations	0	0	
82	807.3 Maintenance of Purchased Gas Measuring Stations	0	0	
83	807.4 Purchased Gas Calculations Expenses	0	0	
84	807.5 Other Purchased Gas Expenses	0	0	
85	TOTAL Purchased Gas Expenses <i>(Enter Total of lines 80 thru 84)</i>	0	0	
86	808.1 Gas Withdrawn from Storage-Debit	15,112,222	20,566,748	
87	(Less) 808.2 Gas Delivered to Storage-Credit	(9,504,660)	(11,426,495)	
88	809.1 Withdrawals of Liquefied Natural Gas for Processing-Debit	0	0	
89	(Less) 809.2 Deliveries of Natural Gas for Processing-Credit	0	0	
90	Gas Used in Utility Operations-Credit			
91	810 Gas Used for Compressor Station Fuel-Credit	0	0	
92	811 Gas Used for Products Extraction-Credit	0	0	
93	812 Gas Used for Other Utility Operations-Credit	(85,164)	(210,912)	
94	TOTAL Gas Used in Utility Operations-Credit <i>(Total of lines 91 thru 93)</i>	(85,164)	(210,912)	
95	813 Other Gas Supply Expenses	7,011	8,203	
96	TOTAL Other Gas Supply Exp <i>(Total of lines 77, 78, 85, 86 thru 89, 94, 95)</i>	61,175,423	83,813,867	
97	TOTAL Production Expenses <i>(Enter Total of lines 3, 30, 58, 65, and 96)</i>	62,178,366	84,782,456	

Name of Respondent		This Report Is:	Date of Report	Year of Report
Michigan Gas Utilities Corporation		(1) <input checked="" type="checkbox"/> An Original (2) <input type="checkbox"/> A Resubmission	(Mo, Da, Yr) April 29, 2025	December 31, 2024
<b>GAS OPERATION AND MAINTENANCE EXPENSES (Continued)</b>				
Line No.	Account (a)	Amount for Current Year (b)	Amount for Previous Year (c)	
98	<b>2. NATURAL GAS STORAGE, TERMINALING AND PROCESSING EXPENSES</b>			
99	<b>A. Underground Storage Expenses</b>			
100	Operation			
101	814 Operation Supervision and Engineering	149,610	152,738	
102	815 Maps and Records	1,503	924	
103	816 Wells Expenses	91,854	74,474	
104	817 Line Expense	49,040	30,249	
105	818 Compressor Station Expenses	33,736	32,909	
106	819 Compressor Station Fuel and Power	0	0	
107	820 Measuring and Regulating Station Expenses	5,497	4,132	
108	821 Purification Expenses	18,015	9,734	
109	822 Exploration and Development	0	0	
110	823 Gas Losses	0	0	
111	824 Other Expenses	157,072	149,244	
112	825 Storage Well Royalties	0	0	
113	826 Rents	0	0	
114	<b>TOTAL Operation (Enter Total of lines 101 thru 113)</b>	<b>506,327</b>	<b>454,404</b>	
115	Maintenance			
116	830 Maintenance Supervision and Engineering	0	0	
117	831 Maintenance of Structures and Improvements	32,741	34,474	
118	832 Maintenance of Reservoirs and Wells	144,902	35,583	
119	833 Maintenance of Lines	289	1,175	
120	834 Maintenance of Compressor Station Equipment	33,573	26,398	
121	835 Maintenance of Measuring and Regulating Station Equipment	0	0	
122	836 Maintenance of Purification Equipment	4,072	4,890	
123	837 Maintenance of Other Equipment	1,480	3,785	
124	<b>TOTAL Maintenance (Enter Total of lines 116 thru 123)</b>	<b>217,057</b>	<b>106,305</b>	
125	<b>TOTAL Underground Storage Expenses (Total of lines 114 and 124)</b>	<b>723,384</b>	<b>560,709</b>	
126	<b>B. Other Storage Expenses</b>			
127	Operation			
128	840 Operation Supervision and Engineering	0	0	
129	841 Operation Labor and Expenses	0	0	
130	842 Rents	0	0	
131	842.1 Fuel	0	0	
132	842.2 Power	0	0	
133	842.3 Gas Losses	0	0	
134	<b>TOTAL Operation (Enter Total of lines 128 thru 133)</b>	<b>0</b>	<b>0</b>	
135	Maintenance			
136	843.1 Maintenance Supervision and Engineering	0	0	
137	843.2 Maintenance of Structures and Improvements	0	0	
138	843.3 Maintenance of Gas Holders	0	0	
139	843.4 Maintenance of Purification Equipment	0	0	
140	843.5 Maintenance of Liquefaction Equipment	0	0	
141	843.6 Maintenance of Vaporizing Equipment	0	0	
142	843.7 Maintenance of Compressor Equipment	0	0	
143	843.8 Maintenance of Measuring and Regulating Equipment	0	0	
144	843.9 Maintenance of Other Equipment	0	0	
145	<b>TOTAL Maintenance (Enter Total of lines 136 thru 144)</b>	<b>0</b>	<b>0</b>	
146	<b>TOTAL Other Storage Expenses (Enter Total of lines 134 and 145)</b>	<b>0</b>	<b>0</b>	

Name of Respondent		This Report Is:	Date of Report	Year of Report
Michigan Gas Utilities Corporation		(1) <input checked="" type="checkbox"/> An Original (2) <input type="checkbox"/> A Resubmission	(Mo, Da, Yr) April 29, 2025	December 31, 2024
GAS OPERATION AND MAINTENANCE EXPENSES (Continued)				
Line No.	Account (a)	Amount for Current Year (b)	Amount for Previous Year (c)	
147	C. Liquefied Natural Gas Terminating and Processing Expenses			
148	Operation			
149	844.1 Operation Supervision and Engineering	0	0	
150	844.2 LNG Processing Terminal Labor and Expenses	0	0	
151	844.3 Liquefaction Processing Labor and Expenses	0	0	
152	844.4 Liquefaction Transportation Labor and Expenses	0	0	
153	844.5 Measuring and Regulating Labor and Expenses	0	0	
154	844.6 Compressor Station Labor and Expenses	0	0	
155	844.7 Communication System Expenses	0	0	
156	844.8 System Control and Load Dispatching	0	0	
157	845.1 Fuel	0	0	
158	845.2 Power	0	0	
159	845.3 Rents	0	0	
160	845.4 Demurrage Charges	0	0	
161	(Less) 845.5 Wharfage Receipts-Credit	0	0	
162	845.6 Processing Liquefied or Vaporized Gas by Others	0	0	
163	846.1 Gas Losses	0	0	
164	846.2 Other Expenses	0	0	
165	TOTAL Operation (Enter Total of lines 149 thru 164)	0	0	
166	Maintenance			
167	847.1 Maintenance Supervision and Engineering	0	0	
168	847.2 Maintenance of Structures and Improvements	0	0	
169	847.3 Maintenance of LNG Processing Terminal Equipment	0	0	
170	847.4 Maintenance of LNG Transportation Equipment	0	0	
171	847.5 Maintenance of Measuring and Regulating Equipment	0	0	
172	847.6 Maintenance of Compressor Station Equipment	0	0	
173	847.7 Maintenance of Communication Equipment	0	0	
174	847.8 Maintenance of Other Equipment	0	0	
175	TOTAL Maintenance (Enter Total of lines 167 thru 174)	0	0	
176	TOTAL Liquefied Nat Gas Terminating and Processing Exp (Lines 165 & 175)	0	0	
177	TOTAL Natural Gas Storage (Enter Total of lines 125, 146, and 176)	723,384	560,709	
178	3. TRANSMISSION EXPENSES			
179	Operation			
180	850 Operation Supervision and Engineering	0	10,054	
181	851 System Control and Load Dispatching	27,391	0	
182	852 Communication System Expenses	0	0	
183	853 Compressor Station Labor and Expenses	0	0	
184	854 Gas for Compressor Station Fuel	0	37,682	
185	855 Other Fuel and Power for Compressor Stations	50,345	5,760	
186	856 Mains Expenses	4,774	4,470	
187	857 Measuring and Regulating Station Expenses	3,908	105,715	
188	858 Transmission and Compression of Gas by Others	85,892	0	
189	859 Other Expenses	0	25,674	
190	860 Rents	4,753	0	
191	TOTAL Operation (Enter Total of lines 180 thru 190)	177,063	189,355	

Name of Respondent		This Report Is:	Date of Report	Year of Report
Michigan Gas Utilities Corporation		(1) <input checked="" type="checkbox"/> An Original (2) <input type="checkbox"/> A Resubmission	(Mo, Da, Yr) April 29, 2025	December 31, 2024
<b>GAS OPERATION AND MAINTENANCE EXPENSES (Continued)</b>				
Line No.	Account (a)	Amount for Current Year (b)	Amount for Previous Year (c)	
<b>3. TRANSMISSION EXPENSES (Continued)</b>				
192	Maintenance			
193	861 Maintenance Supervision and Engineering	0	0	
194	862 Maintenance of Structures and Improvements	0	0	
195	863 Maintenance of Mains	1,126	1,259	
196	864 Maintenance of Compressor Station Equipment	0	0	
197	865 Maintenance of Measuring and Reg. Station Equipment	95,371	111,546	
198	866 Maintenance of Communication Equipment	0	0	
199	867 Maintenance of Other Equipment	0	0	
200	TOTAL Maintenance <i>(Enter Total of lines 193 thru 199)</i>	96,497	112,805	
201	TOTAL Transmission Expenses <i>(Enter Total of lines 191 and 200)</i>	273,560	302,160	
202	<b>4. DISTRIBUTION EXPENSES</b>			
203	Operation			
204	870 Operation Supervision and Engineering	771,424	763,542	
205	871 Distribution Load Dispatching	183,327	188,762	
206	872 Compressor Station Labor and Expenses	0	0	
207	873 Compressor Station Fuel and Power	0	0	
208	874 Mains and Services Expenses	2,744,767	2,298,797	
209	875 Measuring and Regulating Station Expenses-General	24,628	24,953	
210	876 Measuring and Regulating Station Expenses-Industrial	0	0	
211	877 Measuring and Regulating Station Expenses-City Gate Check Station	37,713	194,682	
212	878 Meter and House Regulator Expenses	571,279	683,930	
213	879 Customer Installations Expenses	688,774	823,086	
214	880 Other Expenses	2,808,755	2,719,770	
215	881 Rents	22,845	6,519	
216	TOTAL Operation <i>(Enter Total of lines 204 thru 215)</i>	7,853,512	7,704,041	
217	Maintenance			
218	885 Maintenance Supervision and Engineering	6,333	0	
219	886 Maintenance of Structures and Improvements	0	0	
220	887 Maintenance of Mains	704,511	738,103	
221	888 Maintenance of Compressor Station Equipment	0	0	
222	889 Maintenance of Meas. and Reg. Sta. Equip.-General	86,668	68,943	
223	890 Maintenance of Meas. and Reg. Sta. Equip.-Industrial	0	0	
224	891 Maintenance of Meas. and Reg. Sta. Equip.-City Gate Check Station	130,370	111,373	
225	892 Maintenance of Services	926,150	774,306	
226	893 Maintenance of Meters and House Regulators	581,286	452,072	
227	894 Maintenance of Other Equipment	531,469	295,593	
228	TOTAL Maintenance <i>(Enter Total of lines 218 thru 227)</i>	2,966,787	2,440,390	
229	TOTAL Distribution Expenses <i>(Enter Total of lines 216 and 228)</i>	10,820,299	10,144,431	
230	<b>5. CUSTOMER ACCOUNTS EXPENSES</b>			
231	Operation			
232	901 Supervision	89,751	81,365	
233	902 Meter Reading Expenses	(138,987)	392,477	
234	903 Customer Records and Collection Expenses	4,190,857	4,744,030	
235	904 Uncollectible Accounts	854,813	2,273,289	
236	905 Miscellaneous Customer Accounts Expenses	93,509	95,562	
237	TOTAL Customer Accounts Expenses <i>(Enter Total of lines 232 thru 236)</i>	5,089,943	7,586,723	

Name of Respondent		This Report Is:	Date of Report	Year of Report
Michigan Gas Utilities Corporation		(1) <input checked="" type="checkbox"/> An Original (2) <input type="checkbox"/> A Resubmission	(Mo, Da, Yr) April 29, 2025	December 31, 2024
<b>GAS OPERATION AND MAINTENANCE EXPENSES (Continued)</b>				
Line No.	Account (a)	Amount for Current Year (b)	Amount for Previous Year (c)	
238	<b>6. CUSTOMER SERVICE AND INFORMATIONAL EXPENSES</b>			
239	Operation			
240	907 Supervision	19,794	18,585	
241	908 Customer Assistance Expenses	4,416,959	3,899,476	
242	909 Informational and Instructional Expenses	157,491	151,687	
243	910 Miscellaneous Customer Service and Informational Expenses	0	0	
244	TOTAL Customer Service and Information Expenses (Lines 240 thru 243)	4,594,244	4,069,748	
245	<b>7. SALES EXPENSES</b>			
246	Operation			
247	911 Supervision	0	0	
248	912 Demonstrating and Selling Expenses	0	0	
249	913 Advertising Expenses	2,695	0	
250	916 Miscellaneous Sales Expenses	0	0	
251	TOTAL Sales Expenses (Enter Total of lines 247 thru 250)	2,695	0	
252	<b>8. ADMINISTRATIVE AND GENERAL EXPENSES</b>			
253	Operation			
254	920 Administrative and General Salaries	3,201,652	2,971,679	
255	921 Office Supplies and Expenses	1,159,527	1,381,160	
256	(Less) (922) Administrative Expenses Transferred-Cr.	(481,493)	(186,888)	
257	923 Outside Services Employed	855,426	500,462	
258	924 Property Insurance	106,063	88,286	
259	925 Injuries and Damages	955,775	1,033,515	
260	926 Employee Pensions and Benefits	3,989,786	2,649,247	
261	927 Franchise Requirements	0	0	
262	928 Regulatory Commission Expenses	740,136	663,054	
263	(Less) (929) Duplicate Charges-Cr.	0	0	
264	930.1 General Advertising Expenses	0	0	
265	930.2 Miscellaneous General Expenses	734,952	575,911	
266	931 Rents	410,875	414,278	
267	TOTAL Operation (Enter Total of lines 254 thru 266)	11,672,699	10,090,704	
268	Maintenance			
269	935 Maintenance of General Plant	4,044	0	
270	TOTAL Administrative and General Exp (Total of lines 267 and 269)	11,676,743	10,090,704	
271	TOTAL Gas O. and M. Exp (Lines 97, 177, 201, 229, 237, 244, 251, and 270)	95,359,234	117,536,931	
<b>NUMBER OF GAS DEPARTMENT EMPLOYEES</b>				
1. The data on number of employees should be reported for the payroll period ending nearest to October 31, or any payroll period ending 60 days before or after October 31.		construction employees in a footnote.		
2. If the respondent's payroll for the reporting period includes any special construction personnel, include such employees on line 3, and show the number of such special		3. The number of employees assignable to the gas department from joint functions of combination utilities may be determined by estimate, on the basis of employee equivalents. Show the estimated number of equivalent employees attributed to the gas department from joint functions.		
1. Payroll Period Ended (Date)		12/31/2024		
2. Total Regular Full-Time Employees		141		
3. Total Part-Time and Temporary Employees		1		
4. Total Employees		142		

This page intentionally left blank.

Name of Respondent	This Report Is: (1) [ X ] An Original (2) [ ] A Resubmission	Date of Report (Mo, Da, Yr) April 29, 2025	Year of Report December 31, 2024
GAS PURCHASES (Accounts 800, 801, 802, 803, 803.1, 804, 804.1 and 805)			
<p>1. Report particulars of gas purchases during the year in the manner prescribed below.</p> <p>2. Provide subheadings and totals for prescribed accounts as follows:</p> <p style="margin-left: 40px;">800 Natural Gas Well Head Purchases. 801 Natural Gas Field Line Purchases. 802 Natural Gas Gasoline Plant Outlet Purchases. 803 Natural Gas Transmission Line Purchases. 803.1 Off-System Gas Purchases. 804 Natural Gas City Gate Purchases. 804.1 Liquefied Natural Gas Purchases. 805 Other Gas Purchases.</p> <p>Purchases are to be reported in account number sequence, e.g. all purchases charged to Account 800, followed by charges to Account 801, etc. Under each account number, purchases should be reported by states in alphabetical order. Totals are to be shown for each account in Columns (h) and (i) and should agree with the books of account, or any differences reconciled.</p> <p>In some cases, two or more lines will be required to report a purchase, as when it is charged to more than one account.</p> <p>3. Purchases may be reported by gas purchase contract totals (at the option of the respondent) provided that the same price is being paid for all gas purchased under the contract. If two or more prices are in effect under the same contract, separate details for each price shall be reported. The name of each seller included in the contract total shall be listed on separate sheets, clearly cross-referenced. Where two or more prices are in effect the sellers at each price are to be listed separately.</p> <p>4. Purchases of less than 100,000 Mcf per year per contract from sellers not affiliated with the reporting company may (at the option of the respondent) be grouped by account number, except when the purchases were permanently discontinued during the reporting year. When grouped purchases are reported, the number of grouped purchases is to be reported in Column (b). Only Columns (a), (b), (h), (i), and (j) are to be completed for grouped purchases; however, the Commission may request additional details when necessary. Grouped non-jurisdictional purchases should be shown on a separate line.</p>		<p>5. Column instructions are as follows:</p> <p><u>Column (b)</u> - Report the names of all sellers. Abbreviations may be used where necessary.</p> <p><u>Column (c)</u> - Give the name of the producing field only for purchases at the wellhead or from field lines. The plant name should be given for purchase from gasoline outlets. If purchases under a contract are from more than one field or plant, use the name of the one contributing the largest volume. Use a footnote to list the other fields or plants involved.</p> <p><u>Columns (d) and (e)</u> - Designate the state and county where the gas is received. Where gas is received in more than one county, use the name of the county having the largest volume and by footnote list the other counties involved.</p> <p><u>Column (f)</u> - Show date of the gas purchase contract. If gas is purchased under a renegotiated contract, show the date of the original contract and the date of the renegotiated contract on the following line in brackets. If new acreage is dedicated by ratification of an existing contract show the date of the ratification, rather than the date of the original contract. If gas is being sold from a different reservoir than the original dedicated acreage pursuant to Section 2.56(f)(2) of the Commission's Rules of Practice and Procedure, place the letter "A" after the contract date.</p> <p>If the purchase was permanently discontinued during the reporting year, so indicate by an asterisk (*) in Column (f).</p> <p><u>Column (g)</u> - Show for each purchase the approximate Btu per cubic foot.</p> <p><u>Column (h)</u> - State the volume of purchased gas as measured for purpose of determining the amount payable for the gas. Include current year receipts of make-up gas that was paid for in prior</p> <p><u>Column (i)</u> - State the dollar amount (omit cents) paid and previously paid for the volumes of gas shown in Column (h).</p> <p><u>Column (j)</u> - State the average cost per Mcf to the nearest hundredth of a cent. [Column (i) divided by Column (h) multiplied by 100].</p>	

Name of Respondent		This Report Is:	Date of Report	Year of Report
Michigan Gas Utilities Corporation		(1) <input checked="" type="checkbox"/> An Original (2) <input type="checkbox"/> A Resubmission	(Mo, Da, Yr) April 29, 2025	December 31, 2024
GAS PURCHASES (Accounts 800, 801, 802, 803, 804, and 805) (Continued)				
Line No.	Account Number (a)	Name of Seller * (Designate Associated Companies) (b)	Name of Producing Field or Gasoline Plant (c)	State (d)
1	800	<u>* Natural Gas Local Production Suppliers to Michigan Gas Utilites Corporation</u>		
2		Christian Oil Company		
3		West Hopkins Petroleum Company		
4				
5				
6				
7				
8				
9				
10	804	<u>* Natural Gas Suppliers to Michigan Gas Utilities Corporation</u>		
11		BP Energy Co.		
12		Castleton Comm.		
13		Chevron Natural Gas		
14		Citadel		
15		ConocoPhillips		
16		DTE Energy Trading		
17		EDF		
18		Koch Energy Services		
19		Mercuria Energy		
20		NRG		
21		Repsol		
22		Spire		
23		Twin Eagle Resources		
24		Vitol		
25				
26				
27				
28				
29				
30				
31				
32				
33				
34				
35				
36				
37				
38				
39				
40				
41				
42				
43				
44				
45				

Name of Respondent		This Report Is:		Date of Report	Year of Report	
Michigan Gas Utilities Corporation		(1) <input checked="" type="checkbox"/> An Original (2) <input type="checkbox"/> A Resubmission		(Mo, Da, Yr) April 29, 2025	December 31, 2024	
GAS PURCHASES (Accounts 800, 801, 802, 803, 804, and 805) (Continued)						
County (e)	Date of Contract (f)		Gas ** Purchased-Mcf (14.73 psia 60 F) (h)	Cost of Gas (i)	Cost Per Mcf (cents) (j)	Line No.
			-	\$ -	-	1
			<i>No Local Production Recorded in 2024</i>			2
						3
						4
						5
						6
						7
						8
			17,130,315	\$ 41,107,207	239.97	9
						10
						11
						12
						13
						14
						15
						16
						17
						18
						19
						20
						21
						22
						23
						24
						25
						26
						27
						28
						29
						30
						31
						32
						33
						34
						35
						36
						37
						38
						39
						40
						41
						42
						43
						44
						45

Name of Respondent	This Report Is:	Date of Report	Year of Report
Michigan Gas Utilities Corporation	(1) <input checked="" type="checkbox"/> An Original (2) <input type="checkbox"/> A Resubmission	(Mo, Da, Yr) April 29, 2025	December 31, 2024

**GAS USED IN UTILITY OPERATIONS-CREDIT (Accounts 810, 811, 812)**

- |  |  |
|--|--|
| <p>1. Report below particulars (details) of credits during the year to Accounts 810, 811 and 812 which offset charges to operating expenses or other accounts for the cost of gas from the respondent's own supply.</p> <p>2. Natural gas means either natural gas unmixed, or any mixture of natural and manufactured gas.</p> <p>3. If the reported Mcf for any use is an estimated quantity, state such fact in a footnote.</p> | <p>4. If any natural gas was used by the respondent for which a change was not made to the appropriate operating expense or other account, list separately in column (c) the Mcf of gas used, omitting entries in columns (d) and (e).</p> <p>5. Report pressure base of measurement of gas volumes at 14.73 psia at 60°F.</p> |
|--|--|

Line No.	Purpose for Which Gas Was Used (a)	Account Charged (b)	Natural Gas			Manufactured Gas	
			Mcf of Gas Used (c)	Amount of Credit (d)	Amount per Mcf (In Cents) (e)	Mcf of Gas Used (f)	Amount of Credit (g)
1	810 Gas used for Compressor Station Fuel-Cr	854	12,752	50,345	394.80		
2	811 Gas used for Products Extraction-Cr						
3	Gas Shrinkage and Other Usage in Respndt's Own Proc.						
4	Gas Shrinkage, Etc. for Respdt's Gas Processed by Others						
5	812 Gas used for Other Util. Oprs-Cr (Rpt sep. for each prin. use. Group minor uses)						
6	812.1 Gas used in Util. Oprs-Cr (Nonmajor only)	Various	16,193	34,819	215.03		
7							
8							
9							
10							
11							
12							
13							
14							
15							
16							
17							
18							
19							
20							
21							
22							
23							
24							
25	<b>TOTAL</b>		28,945	85,164	294.23		

Name of Respondent	This Report Is:	Date of Report	Year of Report
Michigan Gas Utilities Corporation	(1) <input checked="" type="checkbox"/> An Original (2) <input type="checkbox"/> A Resubmission	(Mo, Da, Yr) April 29, 2025	December 31, 2024
<b>OTHER GAS SUPPLY EXPENSES (Account 813)</b>			
Report other gas supply expenses by descriptive titles which clearly indicate the nature of such expenses. Show maintenance expenses		separately. Indicate the functional classification and purpose of property to which any expenses relate.	
Line No.	Description (a)	Amount (in dollars) (b)	
1	WBS Labor	\$ 5,043	
2	WBS Non-Labor	1,411	
3	Exempt Goal Sharing	557	
4			
5			
6			
7			
8			
9			
10			
11			
12			
13			
14			
15			
16			
17			
18			
19			
20			
21			
22			
23			
24			
25			
26			
27			
28			
29			
30			
31			
32			
33			
34			
35			
36			
37			
38			
39			
40			
41			
42			
43			
44			
45			
46			
47			
48			
49			
50	TOTAL	\$ 7,011	

Name of Respondent	This Report Is:	Date of Report	Year of Report
Michigan Gas Utilities Corporation	(1) <input checked="" type="checkbox"/> An Original (2) <input type="checkbox"/> A Resubmission	(Mo, Da, Yr) April 29, 2025	December 31, 2024
<b>MISCELLANEOUS GENERAL EXPENSES (Account 930.2) (Gas)</b>			
1	Industry association dues		114,032
2	Experimental and general research expenses		
3	Publishing and distributing information and reports to stockholders; trustee, registrar, and transfer agent fees and expenses, and other expenses of servicing outstanding securities of the respondent		
4	Other expenses (items of \$5,000 or more must be listed separately in this column showing the (1) purpose, (2) recipient and (3) amount of such items. Amounts of less than \$5,000 may be grouped by classes if the number of items so grouped is shown)		
5	Intercompany Non-Labor Allocated		549,217
6	Intercompany Labor Allocated		22,904
7	Bank Service Charges		36,000
8	Expense Report Activity		11,161
9	Severance Settlement		1,638
10			
11			
12			
13			
14			
15			
16			
17			
18			
19			
20			
21			
22			
23			
24			
25			
26			
27			
28			
29			
30			
31			
32			
33			
34			
35			
36			
37			
38			
39			
40			
41			
42			
43			
44			
45			
46	TOTAL		734,952

This page intentionally left blank.

Name of Respondent Michigan Gas Utilities Corporation	This Report Is: (1) <input checked="" type="checkbox"/> An Original (2) <input type="checkbox"/> A Resubmission	Date of Report (Mo, Da, Yr) April 29, 2025	Year of Report December 31, 2024
--	---	--	-------------------------------------

**DEPRECIATION, DEPLETION, AND AMORTIZATION OF GAS PLANT (Accounts 403, 404.1, 404.2 404.3, 405)  
(Except Amortization of Acquisition Adjustments)**

1. Report in Section A the amounts of depreciation expense, depletion and amortization for the accounts indicated and classified according to the plant functional groups shown.

2. Report all available information called for in Section B for the report year 1971, 1974 and every fifth year thereafter. Report only annual changes in the intervals

between the report years (1971, 1974 and every fifth year thereafter). Report in column (b) all depreciable plant balances to which rates are applied and show a composite total. (If more desirable, report by plant account, subaccount or functional classifications other than those pre-printed in column (a). Indicate at the bottom of Section B the

**Section A. Summary of Depreciation, Depletion, and Amortization Charges**

Line No.	Functional Classification (a)	Depreciation Expense (Account 403) (b)	Amortization and Depletion of Producing Natural Gas Land and Land Rights (Account 404.1) (c)	Amortization of Underground Storage Land and Land Rights (Account 404.2) (d)
1	Intangible plant (404xxx)			
2	Production plant, manufactured gas			
3	Production and gathering plant, natural gas			
4	Products extraction plant			
5	Underground gas storage plant	596,419		6,334
6	Other storage plant			
7	Base load LNG terminating and processing plant			
8	Transmission plant	728,465		
9	Distribution plant	14,426,411		
10	General plant	1,921,014		
11	Common plant-gas			
12				
13				
14				
15				
16				
17				
18				
19				
20				
21				
22				
23				
24				
25	TOTAL	17,672,309	-	6,334

Name of Respondent Michigan Gas Utilities Corporation	This Report Is: (1) <input checked="" type="checkbox"/> An Original (2) <input type="checkbox"/> A Resubmission	Date of Report (Mo, Da, Yr) April 29, 2025	Year of Report December 31, 2024
--	---	--	-------------------------------------

**DEPRECIATION, DEPLETION, AND AMORTIZATION OF GAS PLANT (Accounts 403, 404.1, 404.2 404.3, 405)  
(Except Amortization of Acquisition Adjustments) (Continued)**

manner in which column (b) balances are obtained. If average balances, state the method of averaging used. For column (c) report available information for each plant functional classification listed in column (a). If composite depreciation accounting is used, report available information called for in columns (b) and (c) on this basis. Where the unit-of-production method is used to determine

depreciation charges, show at the bottom of Section B any revisions made to estimated gas reserves.  
3. If provisions for depreciation provided by application of reported rates, state at the bottom of Section B the amounts and nature of the provisions and the plant items to which related.

**Section A. Summary of Depreciation, Depletion, and Amortization Charges**

Amortization of Other Limited-term Gas Plant (Account 404.3) (e)	Amortization of Other Gas Plant (Account 405),(404200) (f)	Total (b to f) (g)	Functional Classification (a)	Line No.
	3,094,267	3,094,267	Intangible plant	1
			Production plant, manufactured gas	2
			Production and gathering plant, natural gas	3
			Products extraction plant	4
		602,753	Underground gas storage plant	5
			Other storage plant	6
			Base load LNG terminating and processing plant	7
		728,465	Transmission plant	8
		14,426,411	Distribution plant	9
		1,921,014	General plant	10
			Common plant-gas	11
				12
				13
				14
				15
				16
				17
				18
				19
				20
				21
				22
				23
				24
-	3,094,267	20,772,910	TOTAL	25

Name of Respondent	This Report Is: (1) <input checked="" type="checkbox"/> An Original (2) <input type="checkbox"/> A Resubmission	Date of Report (Mo, Da, Yr) April 29, 2025	Year of Report December 31, 2024
--------------------	---	--	-------------------------------------

**DEPRECIATION, DEPLETION, AND AMORTIZATION OF GAS PLANT (Continued)**

Section B. Factors Used in Estimated Depreciation Charges

Line No.	Functional Classification (a)	Depreciation Plant Base (Thousands) (b)	Applied Depr. Rate(s) (Percent) (c)
1	Intangible Plant	24,409	12.677%
2	Storage Plant	24,846	2.426%
3	Transmission Plant	41,495	1.756%
4	Distribution Plant	518,215	2.779%
5	General Plant	32,170	5.971%
6			
7			
8			
9			
10			

Notes to Depreciation, Depletion and Amortization of Gas Plant

Column (b) balances were obtained using a twelve month average.

Name of Respondent	This Report Is:	Date of Report	Year of Report
Michigan Gas Utilities Corporation	(1) <input checked="" type="checkbox"/> An Original (2) <input type="checkbox"/> A Resubmission	(Mo, Da, Yr) April 29, 2025	December 31, 2024

**PARTICULARS CONCERNING CERTAIN INCOME DEDUCTIONS  
AND INTEREST CHARGES ACCOUNTS**

Report the information specified below, in the order given, for the respective income deduction and interest charges accounts. Provide a subheading for each account and a total for the account. Additional columns may be added if deemed appropriate with respect to any account.

(a) *Miscellaneous Amortization* (Account 425) - Describe the nature of items included in this account, the contra account charged, the total of amortization charges for the year, and the period of amortization.  
(b) *Miscellaneous Income Deductions* - Report the nature, payee, and amount of other income deductions for the year as required by Accounts 426.1, *Donations*; 426.2, *Life Insurance*; 426.3, *Penalties*; 426.4, *Expenditures for Certain Civic, Political and Related*

*Activities*; and 426.5, *Other Deductions*, of the Uniform System of Accounts. Amounts of less than \$10,000 may be grouped by classes within the above accounts.  
(c) *Interest on Debt to Associated Companies* (Account 430) - For each associated company to which interest on debt was incurred during the year, indicate the amount and interest rate respectively for (a) advances on notes, (b) advances on open account, (c) notes payable, (d) accounts payable, and (e) other debt, and total interest. Explain the nature of other debt on which interest was incurred during the year.  
(d) *Other Interest Expense* (Account 431) - Report particulars (details) including the amount and interest rate for other interest charges incurred during the year.

Line No.	Item (a)	Amount (b)
1	<b>Miscellaneous Amortization (425)</b>	0
2	Total - 425	0
3		
4	<b>Donations (426.1)</b>	
5	Company Match of Energy Aid Assistance	69,887
6	Rate Case Settlement-Donation to The Salvation Army	0
7	Total - 426.1	69,887
8		
9	<b>Life Insurance (426.2)</b>	0
10	Total - 426.2	0
11		
12	<b>Penalties (426.3)</b>	
13	WBS Tax Penalties	9
14	Total - 426.3	9
15		
16	<b>Expenditures for Certain Civic, Political and Related Activities (426.4)</b>	12,764
17	Total - 426.4	12,764
18		
19	<b>Other Deductions (426.5)</b>	8,428
20	Total - 426.5	8,428
21		
22	<b>Interest on Debt to Assoc Companies (430)</b>	
23	Int Exp - Short Term Debt	0
24	I/C Interest Exp - TEG and WEC Holdings	2,209,655
25	Total - 430	2,209,655
26		
27	<b>Other Interest Expense (431)</b>	
28	Int Expense-Rating Agency	15,852
29	Interest Exp Customer Deposits	(134,530)
30	Interest Exp Cash Discount Taken	(42,678)
31	Interest Exp Credit Facility	177,251
32	Interest Exp Tax	58,110
33	Interest Exp Other - Def Rev Requirement	1,231,933
34	Total - 431	1,305,938
35		
36		
37		
38		
39		
40		
41		3,606,681

Name of Respondent	This Report Is: (1) <input checked="" type="checkbox"/> An Original (2) <input type="checkbox"/> A Resubmission	Date of Report (Mo, Da, Yr) April 29, 2025	Year of Report December 31, 2024
Michigan Gas Utilities Corporation			

**PARTICULARS CONCERNING CERTAIN OTHER INCOME ACCOUNTS**

1. Report in this schedule the information specified in the instructions below for the respective other income accounts. Provide a conspicuous subheading for each account and show a total for the account. Additional columns may be added for any account if deemed necessary.

2. Merchandising, Jobbing, and Contract Work (Accounts 415 and 416) - Describe the general nature of merchandising, jobbing and contract activities. Show revenues by class of activity, operating expenses classified as to operation, maintenance, depreciation, rents and net income before taxes. Give the basis of any allocations of expenses between utility and merchandising, jobbing and contract work activities.

3. Nonutility Operations (Accounts 417 and 417.1) - Describe each nonutility operation and show revenues, operating expenses classified as to operation, maintenance, depreciation, rents, amortization, and net income before taxes, from the operation. Give the basis of any allocations of expenses between utility and nonutility operations. The book cost of property classified as nonutility operations should be included in Account 121.

4. Nonoperating Rental Income (Account 418) - For each major item of miscellaneous property included in Account 121, Nonutility Property, which is not used in operations for which income is included in Account 417, but which is leased or rented to others, give name of lessee, brief description of property, effective date and expiration date of lease, amount of rent revenues, operating expenses classified as to operation, maintenance, depreciation, rents, amortization, and net income, before taxes, from the rentals. If the property is leases on a basis other than that of a fixed annual rental, state the method of determining rental. Minor items may be grouped by classes, but the number of items so grouped should be shown. Designate any lessees which are associated companies.

5. Equity in earnings of subsidiary companies (Account 418.1) - Report the utility's equity in the earnings or losses of each subsidiary company for the year.

6. Interest and Dividend Income (Account 419) - Report interest and dividend income, before taxes, identified as to the asset account or group of accounts in which are included the assets from which the interest or dividend income was derived. Income derived from investments, Accounts 123, 124 and 136 may be shown in total. Income from sinking and other funds should be identified with the related special funds. Show also expenses included in Account 419 as required by the Uniform System of Accounts.

7. Miscellaneous Nonoperating Income (Account 421) - Give the nature and source of each miscellaneous nonoperating income, and expense and the amount for the year. Minor items may be grouped by classes.

Line No.	Item (a)	Amount (b)
1	Account 415 - Revenue from Contract Work	-
2		
3	Account 417 - Revenues from Non-Utility Operations	
4	Revenue	-
5	Operating Expenses	-
6		
7	Account 418 - Nonoperating Rental Income	-
8		
9	Account 419 - Interest & Dividend Income	8,856
10		
11	Account 419.1 - Funds During Construction	423,830
12		
13	Account 421 - Misc Non-Operating Income	19,230
14		
15	Account 421.1 - Gain on Disposition of Property	20,915
16		
17	Total Other Income	472,831
18		
19		
20		
21		
22		
23		
24		
25		
26		

This page intentionally left blank.

Name of Respondent Michigan Gas Utilities Corporation	This Report Is: (1) <input checked="" type="checkbox"/> An Original (2) <input type="checkbox"/> A Resubmission	Date of Report (Mo, Da, Yr) 4/29/2025	Year of Report December 31, 2024
--	---	---	-------------------------------------

**GAIN OR LOSS ON DISPOSITION OF PROERTY (Account 421.1 and 421.2)**

1. Give a brief description of property creating the gain or loss. Include name of party acquiring the property (when acquired by another utility or associated company) and the date transaction was completed. Identify property by type: Leased, Held for Future Use, or Nonutility.

2. Individual gains for losses relating to property with an original cost of less than \$100,000 may be grouped with the number of such transactions disclosed in column (a).

3. Give the date of Commission approval of journal entries in columns (b), when approval is required. Where approval is required but has not been received, give explanation following item in column (a). (See account 102, Utility Plant Purchased or Sold.)

Line No.	Description of Property (a)	Original Cost of Related Property (b)	Date Journal Entry Approved (When Required) (c)	Account 421.1 (d)	Account 421.2 (e)
1	Gain on disposition of property:				
2	Minor Sale (1 property)	65,000		20,915	
3					
4					
5					
6					
7					
8					
9					
10					
11					
12					
13					
14					
15					
16					
17	Total Gain			20,915	

Name of Respondent Michigan Gas Utilities Corporation	This Report Is: (1) <input checked="" type="checkbox"/> An Original (2) <input type="checkbox"/> A Resubmission	Date of Report (Mo, Da, Yr) 4/29/2025	Year of Report December 31, 2024
--	---	---	-------------------------------------

**GAIN OR LOSS ON DISPOSITION OF PROERTY (Account 421.1 and 421.2) (continued)**

1. Give a brief description of property creating the gain or loss. Include name of party acquiring the property (when acquired by another utility or associated company) and the date transaction was completed. Identify property by type: Leased, Held for Future Use, or Nonutility.

2. Individual gains for losses relating to property with an original cost of less than \$100,000 may be grouped with the number of such transactions disclosed in column (a).

3. Give the date of Commission approval of journal entries in columns (b), when approval is required. Where approval is required but has not been received, give explanation following item in column (a). (See account 102, Utility Plant Purchased or Sold.)

Line No.	Description of Property (a)	Original Cost of Related Property (b)	Date Journal Entry Approved (When Required) (c)	Account 421.1 (d)	Account 421.2 (e)
18	Loss on disposing				
19	Minor Sale (1 property)	65,000			13,504
20					
21					
22					
23					
24					
25					
26					
27					
28					
29					
30					
31					
32					
33					
34	Total Loss				13,504

Name of Respondent	This Report Is:	Date of Report	Year of Report
Michigan Gas Utilities Corporation	(1) <input checked="" type="checkbox"/> An Original (2) <input type="checkbox"/> A Resubmission	(Mo, Da, Yr) April 29, 2025	December 31, 2024

**EXPENDITURES FOR CERTAIN CIVIC, POLITICAL AND RELATED ACTIVITIES**  
**(Account 426.4)**

1. Report below all expenditures incurred by the respondent during the year for the purpose of influencing public opinion with respect to the election or appointment of public officials, referenda, legislation or ordinances (either with respect to the possible adoption of new referenda, legislation or ordinances or repeal or modification of existing referenda, legislation or ordinances); approval, modification, or revocation of franchises; or for the purpose of influencing the decisions of public officials which are accounted for as Other Income Deductions, Expenditures for Certain Civic, Political and Related Activities, Account 426.4.

2. Advertising expenditures in this Account shall be classified according to subheadings, as follows: (a) radio, television, and motion picture advertising; (b) newspaper, magazine, and pamphlet advertising; (c) letters or inserts in customer's bills; (d) inserts in reports to stockholders; (e) newspaper and magazine editorial services; and (f) other advertising.

3. Expenditures within the definition of paragraph (1), other than advertising shall be reported according to captions or descriptions clearly indicating the nature and purpose of the activity.

4. If respondent has not incurred any expenditures contemplated by the instruction of Account 426.4, so state.

5. For reporting years which begin during the calendar year 1963 only, minor amounts may be grouped by classes if the number of items so grouped is shown.

NOTE: The classification of expenses as nonoperating and their inclusion in this amount is for accounting purposes. It does not preclude Commission consideration of proof to the contrary for ratemaking or other purposes.

Line No.	Item (a)	Amount (b)
1	Labor	\$ 1,161
2	Non-Labor	477
3	Consulting	559
4	Corporate Memberships	5,458
5	Miscellaneous Expense	5,109
6		
7		
8		
9		
10		
11		
12		
13		
14		
15		
16		
17		
18		
19		
20		
21		
22		
23		
24		
25		
26		
27		
28		
29		
30		
31		
32	TOTAL	\$ 12,764

This page intentionally left blank.

Name of Respondent	This Report Is: (1) <input checked="" type="checkbox"/> An Original (2) <input type="checkbox"/> A Resubmission	Date of Report (Mo, Da, Yr) April 29, 2025	Year of Report December 31, 2024
Michigan Gas Utilities Corporation			

**REGULATORY COMMISSION EXPENSES**

1. Report particulars (details) of regulatory commission expenses incurred during the current year (or incurred in previous years, if being amortized) relating to formal cases before a regulatory body, or cases in which such a body was a party.  
 2. In columns (b) and (c), indicate whether the expenses were assessed by a regulatory body or were otherwise incurred by the utility.

Line No.	Description <i>(Furnish name of regulatory commission or body, the docket or case number, and a description of the case.)</i> (a)	Assessed by Regulatory Commission (b)	Expenses of Utility (c)	Total Expenses to Date (d)	Deferred in Account 186 at Beginning of Year (e)
1	Dept. of Licensing & Regulatory Affairs				
2	2023/2024 Public Utility Assessment				
3	Third Quarter	122,149			
4	Prior Year Credit	(48,381)			
5					
6	Dept. of Licensing & Regulatory Affairs				
7	2023/2024 Public Utility Assessment				
8	Fourth Quarter	122,149			
9	Public Act 341 of 2016, as amended PA	47,939			
10	304 of 1982				
11					
12	Dept. of Licensing & Regulatory Affairs				
13	2024/2025 Public Utility Assessment				
14	First Quarter	130,836			
15					
16	Dept. of Licensing & Regulatory Affairs				
17	2024/2025 Public Utility Assessment				
18	Second Quarter	130,836			
19					
20					
21					
22					
23					
24					
25					
26					
27					
28					
29					
30					
31					
32					
33					
34					
35	TOTAL	505,528	0	0	0

Name of Respondent	This Report Is:	Date of Report	Year of Report
Michigan Gas Utilities Corporation	(1) <input checked="" type="checkbox"/> An Original (2) <input type="checkbox"/> A Resubmission	(Mo, Da, Yr) April 29, 2025	December 31, 2024

**REGULATORY COMMISSION EXPENSES (Continued)**

3. Show in column (k) any expenses incurred in prior years which are being amortized. List in column (a), the period of amortization.

4. The totals of columns (i), (k), and (l) must agree with the totals shown at the bottom of page 233

for Account 186.

5. List in column (f), (g), and (h) expenses incurred during the year which were charged currently to income, plant, or other accounts.

5. Minor items (less than \$25,000) may be grouped.

EXPENSES INCURRED DURING YEAR			AMORTIZED DURING YEAR				Line No.
CHARGED CURRENTLY TO			Deferred to Account 186	Contra Account	Amount	Deferred in Account 186 End of Year	
Department	Account No.	Amount					
(f)	(g)	(h)	(i)	(j)	(k)	(l)	
	928000	122,149					1
	928000	(48,381)					2
							3
							4
							5
							6
							7
	928000	122,149					8
	928000	47,939					9
							10
							11
							12
	928000	130,836					13
							14
							15
							16
							17
	928000	130,836					18
							19
							20
							21
							22
							23
							24
							25
							26
							27
							28
							29
							30
							31
							32
							33
							34
		505,528	0		0	0	35

Name of Respondent	This Report Is: (1) <input checked="" type="checkbox"/> An Original (2) <input type="checkbox"/> A Resubmission	Date of Report (Mo, Da, Yr) April 29, 2025	Year of Report December 31, 2024
--------------------	---	--	-------------------------------------

**DISTRIBUTION OF SALARIES AND WAGES**

Report below the distribution of total salaries and wages for the year. Segregate amounts originally charged to clearing accounts to Utility Departments, Construction, Plant Removals, and Other Accounts, and enter such amounts in the appropriate lines and columns provided. In determining this segregation of salaries and wages originally charged to clearing accounts, a method of approximation giving substantially correct results may be used.

Line No.	Classification (a)	Direct Payroll Distribution (b)	Allocation of Payroll Charged for Clearing Accounts (c)	Total (d)
1	<b>ELECTRIC</b>			
2	Operation			
3	Production	0		
4	Transmission	0		
5	Distribution	0		
6	Customer Accounts	0		
7	Customer Service and Informational	0		
8	Sales			
9	Administrative and General	0		
10	TOTAL Operation (Enter Total of lines 3 thru 9)	0		
11	Maintenance			
12	Production	0		
13	Transmission			
14	Distribution	0		
15	Administrative and General	0		
16	TOTAL Maint. (Total of lines 12 thru 15)	0		
17	Total Operation and Maintenance			
18	Production (Enter Total of lines 3 and 12)	0		
19	Transmission (Enter Total of lines 4 and 13)	0		
20	Distribution (Enter Total of lines 5 and 14)	0		
21	Customer Accounts (Line 6)	0		
22	Customer Svc. and Informational (Line 7)	0		
23	Sales (Line 8)	0		
24	Administrative and General (Enter Total of lines 9 & 15)	0		
25	TOTAL Oper. And Maint. (Total of lines 18 thru 24)	0	0	0
26	<b>GAS</b>			
27	Operation			
28	Production-Manufactured Gas	0		
29	Production-Nat. Gas (Including Expl. And Dev.)	0		
30	Other Gas Supply	268,458		
31	Storage, LNG Terminaling and Processing	308,877		
32	Transmission	15,620		
33	Distribution	5,495,023		
34	Customer Accounts	1,821,103		
35	Customer Service and Informational	215,717		
36	Sales	0		
37	Administrative and General	3,462,564		
38	TOTAL Operation (Enter Total of lines 28 thru 37)	11,587,362		

Name of Respondent	This Report Is:	Date of Report	Year of Report	
Michigan Gas Utilities Corporation	(1) <input checked="" type="checkbox"/> An Original (2) <input type="checkbox"/> A Resubmission	(Mo, Da, Yr) April 29, 2025	December 31, 2024	
DISTRIBUTION OF SALARIES AND WAGES (Continued)				
Line No.	Classification	Direct Payroll Distribution	Allocation of Payroll Charged for Clearing Accounts	Total
	(a)	(b)	(c)	(d)
	GAS (Continued)			
39	Maintenance			
40	Production-Manufactured Gas	0		
41	Production-Natural Gas	0		
42	Other Gas Supply	0		
43	Storage, LNG Terminating and Processing	15,699		
44	Transmission	62,427		
45	Distribution	2,009,206		
46	Administrative and General	0		
47	TOTAL Maint. (Enter Total of lines 40 thru 46)	2,087,332		
48	Total Operation and Maintenance	13,674,694		
49	Production-Manufactured Gas (Total of lines 28 and 40)	0		
50	Production-Nat. Gas (Including Expl. & Dev.) (Total of lines 29 and 41)	0		
51	Other Gas Supply (Enter Total of lines 30 and 42)	268,458		
52	Storage, LNG Terminating and Processing (Total of lines 31 and 43)	324,576		
53	Transmission (Lines 32 and 44)	78,047		
54	Distribution (Lines 33 and 45)	7,504,229		
55	Customer Accounts (Line 34)	1,821,103		
56	Customer Service and Informational (Line 35)	215,717		
57	Sales (Line 36)	0		
58	Administrative and General (Lines 37 and 46)	3,462,564		
59	TOTAL Operation & Maint. (total of lines 49 thru 58)	13,674,694	86,986	13,761,680
60	OTHER UTILITY DEPARTMENTS			
61	Operation and Maintenance	0	0	0
62	TOTAL All Utility Dept. (Total of lines 25, 59 & 61)	13,674,694	86,986	13,761,680
63	UTILITY PLANT			
64	Construction (By Utility Departments)			
65	Electric Plant	0	0	0
66	Gas Plant	5,189,407	1,448,755	6,638,162
67	Other	0	0	0
68	TOTAL Construction (Total of lines 65 thru 67)	5,189,407	1,448,755	6,638,162
69	Plant Removal (By Utility Departments)			
70	Electric Plant	0	0	0
71	Gas Plant	329,680	37,708	367,388
72	Other	0	0	0
73	TOTAL Plant Removal (Total of lines 70 thru 72)	329,680	37,708	367,388
74	Other Accounts (Specify)			
75	Clearing - Gas Eng, Mapng, Proj Mgmt	1,102,921	(1,102,921)	0
76	Clearing - Crew Dwn Tme, Trng, Mtgs, Supervisor	311,204	(311,204)	0
77	Clearing - Store Room	0	0	0
78	Clearing - Troubleshooter Dwn Tme, Trng, Support	0	0	0
79	Clearing - Substation	0	0	0
80	Clearing - Ftr Dwn Tme, Trng, Mtgs-WE	0	0	0
81	Clearing - Relay & Testing Support	0	0	0
82	Clearing - Fleet	120,157	(120,157)	0
83	Clearing - Other	0	0	0
84	ATC	0	0	0
85	Reg Liab / Reg Asset	0	0	0
86	InterCompany (Associated Companies)	(5,885,171)	(42,840)	(5,928,011)
87	Nonoperating	0	0	0
88	Other	12,886	3,673	16,559
89	TOTAL Other Accounts	(4,338,003)	(1,573,449)	(5,911,452)
90	TOTAL SALARIES AND WAGES	14,855,778	0	14,855,778

Name of Respondent Michigan Gas Utilities Corporation	This Report Is: (1) <input checked="" type="checkbox"/> An Original (2) <input type="checkbox"/> A Resubmission	Date of Report (Mo, Da, Yr) April 29, 2025	Year of Report December 31, 2024
--	---	--	-------------------------------------

**CHARGES FOR OUTSIDE PROFESSIONAL AND OTHER CONSULTATIVE SERVICES**

1. Report the information specified below for all charges made during the year included in any account (including plant accounts) for outside consultative and other professional services. (These services include rate, management, construction, engineering research, financial, valuation, legal, accounting, purchasing, advertising, labor relations, and public relations, rendered the respondent under written or oral arrangement, for which aggregate payments were made during the year to any corporation, partnership, organization of any kind, or individual (other than for services as an employee or for payments made for medical and related services) amounting to more than \$250,000, including payments for legislative services, except those which should be reported

in Account 426.4, Expenditures for Certain Civic, Political and Related Activities.

(a) Name and address of person or organization rendering services,  
(b) description of services received during year and project or case to which services relate,  
(c) basis of charges,  
(d) total charges for the year, detailing utility department and account charged.

2. For any services which are of a continuing nature, give the date and term of contract and date of Commission authorization, if contract received Commission approval.

3. Designate with an asterisk associated companies.

Line No.	Name / Address	Service	Basis of Charges	Acct #	Amount
1	AIR QUALITY SPECIALISTS INC	Construction Svcs	Fees	107	277,216
2	4424B DICKINSON RD	Construction Svcs	Fees	894	85,626
3	DE PERE, WI 54115				362,842
4					
5	ACCENTURE	IT Consulting/Support	Fees	107	553,764
6	500 W MADISON ST 20TH FLR				
7	CHICAGO, IL 60661				
8					
9	AUTOMOTIVE RENTALS INC	O&M Svcs	Fees	874	456,601
10	PO BOX 5039				
11	MT LAUREL, NJ 08054				
12					
13	BIDELL GAS COMPRESSION	Construction Svcs	Fees	107	272,827
14	1400 MAIN ST				
15	WEIRTON, WV 26062				
16					
17	EQUIX INTEGRITY INC	O&M Svcs	Fees	892	627,502
18	46 S ROLLING MEADOWS DR				
19	FOND DU LAC, WI 54937				
20					
21	HOLLAND ENGINEERING INC	Construction Svcs	Fees	107	636,955
22	220 HOOVER BLVD				
23	HOLLAND, MI 49423				
24					
25	INTERCON CONSTRUCTION INC	Construction Svcs	Fees	107	708,920
26	5512 STATE RD 19 & 113				
27	WAUNAKEE, WI 53597				
28					
29	JAN X RAY SERVICES INC	Construction Svcs	Fees	107	540,557
30	PO BOX 190				
31	PARMA, MI 49269				
32					
33					
34					
35					
36					
37					
38	<b>SUBTOTAL</b>				<b>\$ 4,159,968</b>

Name of Respondent	This Report Is:	Date of Report	Year of Report
Michigan Gas Utilities Corporation	(1) <input checked="" type="checkbox"/> An Original (2) <input type="checkbox"/> A Resubmission	(Mo, Da, Yr) April 29, 2025	December 31, 2024

**CHARGES FOR OUTSIDE PROFESSIONAL AND OTHER CONSULTATIVE SERVICES (Continued)**

1. Report the information specified below for all charges made during the year included in any account (including plant accounts) for outside consultative and other professional services. (These services include rate, management, construction, engineering research, financial, valuation, legal, accounting, purchasing, advertising, labor relations, and public relations, rendered the respondent under written or oral arrangement, for which aggregate payments were made during the year to any corporation, partnership, organization of any kind, or individual (other than for services as an employee or for payments made for medical and related services) amounting to more than \$250,000, including payments for legislative services, except those which should be reported

in Account 426.4, Expenditures for Certain Civic, Political and Related Activities.

(a) Name and address of person or organization rendering services,  
(b) description of services received during year and project or case to which services relate,  
(c) basis of charges,  
(d) total charges for the year, detailing utility department and account charged.

2. For any services which are of a continuing nature, give the date and term of contract and date of Commission authorization, if contract received Commission approval.

3. Designate with an asterisk associated companies.

Line No.	Name / Address	Service	Basis of Charges	Acct #	Amount
1	KENT POWER INC	Construction Services	Fees	107	10,405,945
2	PO BOX 327	Construction Services	Fees	108	136,434
3	KENT CITY MI 49330	O&M Svcs	Fees	865	700
4		O&M Svcs	Fees	878	2,914
5		O&M Svcs	Fees	887	9,594
6		O&M Svcs	Fees	892	2,690
7					10,558,277
8					
9	PER MAR SECURITY SERVICES	Security Svcs	Fees	107	279,270
10	PO BOX 1101			880	3,852
11	DAVENPORT, IA 52805-1101				283,122
12					
13	QUALITY INTEGRATED SERVICES INC	Construction Svcs	Fees	107	798,876
14	PO BOX 1950				
15	GUYMON, OK 73942				
16					
17	WRIGHT TREE SERVICE	Construction Svcs	Fees	107	307,224
18	5930 GRAND AVE				
19	WEST DES MOINES, IA 50266				
20					
21	XACT EXCAVATING LLC	Construction Svcs	Fees	107	219,525
22	5295 W BUTTERFIELD HWY			831	30,881
23	OLIVET, MI 49076				250,406
24					
25					
26					
27					
28					
29					
30					
31					
32					
33					
34					
35					
36					
37					
38	<b>TOTAL</b>				<b>\$ 16,357,873</b>

Name of Respondent	This Report Is: (1) <input checked="" type="checkbox"/> An Original (2) <input type="checkbox"/> A Resubmission	Date of Report (Mo, Da, Yr) April 29, 2025	Year of Report December 31, 2024
Michigan Gas Utilities Corporation			

**SUMMARY OF COSTS BILLED TO ASSOCIATED COMPANIES**

1. In column (a) report the name of the associated company.  
2. In column (b) describe the affiliation (percentage ownership, etc. ).  
3. In column (c) describe the nature of the goods and services provided (administrative and general expenses, dividends declared, etc.).  
4. In columns (d) and (e) report the amount classified to operating income and the account(s) in which reported.

Line No.	Company (a)	Affiliation (b)	Description: Nature of Goods and Services (c)	Account Number (d)	Amount Classified to Operating Income (e)
1	Wisconsin Electric Power	Subsidiary of WEC	Customer Service & Operations	Various	(38,181)
2	Company	Energy Group, Inc.	Michigan Operations	Various	1,942
3			Other Corporate Charges	Various	0
4					
5					
6	Wisconsin Public Service	Subsidiary of Integrys	Customer Service & Operations	Various	47,558
7	Corporation	Holding, Inc.	Michigan Operations	Various	(48,133)
8			Corporate Center	Various	85
9			Other Corporate Charges	Various	0
10					
11					
12	Minnesota Energy Resources	Subsidiary of Integrys	Michigan Operations	Various	(5,921)
13	Corporation	Holding, Inc.	Other Corporate Charges	Various	(11,366)
14					
15					
16	The Peoples Gas Light	Subsidiary of Peoples	Customer Service & Operations	Various	(369)
17	& Coke Company	Energy, Inc.	Michigan Operations	Various	(43)
18					
19					
20	Bluewater Gas Storage,	Subsidiary of WEC	Customer Service & Operations	Various	(622)
21	LLC	Energy Group, Inc.	Michigan Operations	Various	6,550
22			Other Corporate Charges	Various	0
23					
24					
25	WEC Business Services,	Subsidiary of WEC	Customer Service & Operations	Various	179,731
26	LLC	Energy Group, Inc.	Customer Service	Various	13,452
27			Michigan Operations	Various	10,863
28			Corporate Center	Various	4,354
29			Other Corporate Charges	Various	(291,064)
30					
31					
32					
33					
34					
35					
36					

Name of Respondent	This Report Is:	Date of Report	Year of Report
Michigan Gas Utilities Corporation	(1) <input checked="" type="checkbox"/> An Original (2) <input type="checkbox"/> A Resubmission	(Mo, Da, Yr) April 29, 2025	December 31, 2024

**SUMMARY OF COSTS BILLED TO ASSOCIATED COMPANIES (Continued)**

5. In columns (f) and (g) report the amount classified to non-operating income and the account(s) in which reported.  
7. In column (j) report the total.  
6. In columns (h) and (i) report the amount classified to the balance sheet and the account(s) in which reported.  
8. In column (k) indicate the pricing method (cost, per contract terms, etc.)

Account Number (f)	Amount Classified to Non-Operating Income (g)	Account Number (h)	Amount Classified to Balance Sheet (i)	Total (j)	Pricing Method (k)	Line No.
		Various	0	(38,181)	(1)	1
		Various	0	1,942	(1)	2
		Various	(3,102)	<u>(3,102)</u>	(1)	3
				(39,341)		4
						5
		Various	0	47,558	(1)	6
		Various	(1,341)	(49,474)	(1)	7
		Various	0	85	(1)	8
		Various	(455)	<u>(455)</u>	(1)	9
				(2,286)		10
						11
		Various	(748)	(6,669)	(1)	12
		Various	(15,010)	<u>(26,376)</u>	(1)	13
				(33,045)		14
						15
		Various	0	(369)	(1)	16
		Various	0	<u>(43)</u>	(1)	17
				(412)		18
						19
		Various	0	(622)	(1)	20
		Various	0	6,550	(1)	21
		Various	(8,467)	<u>(8,467)</u>	(1)	22
				(2,539)		23
						24
		Various	(3,798)	175,933	(1)	25
		Various	0	13,452	(1)	26
		Various	(38,450)	(27,587)	(1)	27
		Various	0	4,354	(1)	28
		Various	(15,183)	<u>(306,247)</u>	(1)	29
				(140,095)		30
						31
						32
						33
						34
						35
			<b>Total</b>	<b>\$ (217,718)</b>		36

- (1) Fully Loaded Cost
- (2) Market
- (3) Tariff
- (4) Actual Cost
- (5) Contract

Name of Respondent Michigan Gas Utilities Corporation	This Report Is: (1) <input checked="" type="checkbox"/> An Original (2) <input type="checkbox"/> A Resubmission	Date of Report (Mo, Da, Yr) April 29, 2025	Year of Report December 31, 2024
--	---	--	-------------------------------------

**SUMMARY OF COSTS BILLED FROM ASSOCIATED COMPANIES**

1. In column (a) report the name of the associated company. services provided (administrative and general expenses, dividends declared, etc.).
2. In column (b) describe the affiliation (percentage ownership, etc. ).
3. In column (c) describe the nature of the goods and
4. In columns (d) and (e) report the amount classified to operating income and the account(s) in which reported.

Line No.	Company (a)	Affiliation (b)	Description: Nature of Goods and Services (c)	Account Number (d)	Amount Classified to Operating Income (e)
1	Wisconsin Electric Power	Subsidiary of WEC	Power Generation	Various	643
2	Company	Energy Group, Inc.	WEC Infrastructure & Fuel	Various	515
3			Customer Service & Operations	Various	1,130,893
4			Customer Service	Various	38,996
5			Michigan Operations	Various	992
6			Other Corporate Charges	Various	3,020
7					
8					
9	Wisconsin Gas, LLC	Subsidiary of WEC	Customer Service & Operations	Various	87
10		Energy Group, Inc.			
11					
12	Wisconsin Public Service	Subsidiary of Integrys	Customer Service & Operations	Various	3,451
13	Corporation	Holding, Inc.	Customer Service	Various	415,779
14			Michigan Operations	Various	2,606
15					
16					
17	Minnesota Energy Resources	Subsidiary of Integrys	Customer Service & Operations	Various	0
18	Corporation	Holding, Inc.	Michigan Operations	Various	8,004
19			Minnesota Operations	Various	362
20					
21					
22	The Peoples Gas Light	Subsidiary of Peoples	Customer Service & Operations	Various	0
23	& Coke Company	Energy, Inc.	Michigan Operations	Various	0
24					
25					
26	Integrys Holding, Inc.	Subsidiary of WEC	Customer Service & Operations	Various	35,187
27		Energy Group, Inc.	Other Corporate Charges	Various	0
28					
29					
30	WEC Energy Group, Inc.	Holding Company	Corporate Center	Various	19,688
31					
32					
33					
34					
35					
36					

Name of Respondent	This Report Is:	Date of Report (Mo, Da, Yr)	Year of Report
Michigan Gas Utilities Corporation	(1) <input checked="" type="checkbox"/> An Original (2) <input type="checkbox"/> A Resubmission	45,776	December 31, 2024

**SUMMARY OF COSTS BILLED FROM ASSOCIATED COMPANIES (Continued)**

5. In columns (f) and (g) report the amount classified to non-operating income and the account(s) in which reported.  
6. In columns (h) and (i) report the amount classified to the balance sheet and the account(s) in which reported.  
7. In column (j) report the total.  
8. In column (k) indicate the pricing method (cost, per contract terms, etc.)

Account Number (f)	Amount Classified to Non-Operating Income (g)	Account Number (h)	Amount Classified to Balance Sheet (i)	Total (j)	Pricing Method (k)	Line No.
		Various	0	643		1
		Various	0	515		2
		Various	65,129	1,196,022		3
		Various	0	38,996		4
		Various	0	992		5
		Various	0	3,020		6
				1,240,188		7
						8
		Various	23,002	23,089		9
				23,089		10
						11
		Various	165,273	168,724		12
		Various	0	415,779		13
		Various	2,056	4,662		14
				589,165		15
						16
		Various	6,157	6,157		17
		Various	0	8,004		18
		Various	0	362		19
				14,523		20
						21
		Various	69,980	69,980		22
		Various	1,466	1,466		23
				71,446		24
						25
		Various	1,436	36,623		26
		Various	2,189,967	2,189,967		27
				2,226,590		28
						29
		Various	0	19,688		30
				19,688		31
						32
						33
						34
						35
						36
			<b>Subtotal</b>	<b>4,184,689</b>		

- (1) Fully Loaded Cost
- (2) Market
- (3) Tariff
- (4) Actual Cost
- (5) Contract

Name of Respondent	This Report Is:	Date of Report	Year of Report
Michigan Gas Utilities Corporation	(1) <input checked="" type="checkbox"/> An Original (2) <input type="checkbox"/> A Resubmission	(Mo, Da, Yr) April 29, 2025	December 31, 2024

**SUMMARY OF COSTS BILLED FROM ASSOCIATED COMPANIES**

- |  |  |
|--|--|
| 1. In column (a) report the name of the associated company.<br>2. In column (b) describe the affiliation (percentage ownership, etc. ).<br>3. In column (c) describe the nature of the goods and | services provided (administrative and general expenses, dividends declared, etc.).<br>4. In columns (d) and (e) report the amount classified to operating income and the account(s) in which reported. |
|--|--|

Line No.	Company (a)	Affiliation (b)	Description: Nature of Goods and Services (c)	Account Number (d)	Amount Classified to Operating Income (e)
1	WEC Business Services,	Subsidiary of WEC	WEC Infrastructure & Fuel	Various	387,622
2	LLC	Energy Group, Inc.	Customer Service & Operations	Various	71,161
3			Customer Service	Various	3,205,968
4			Illinois Operations	Various	27,091
5			Michigan Operations	Various	190,576
6			Other Corporate Charges	Various	3,986,868
7			Regulatory Amortizations	Various	370,969
8					
9			<u>Corporate Center</u>		
10			Information Technology	Various	2,364,665
11			Finance	Various	939,154
12			Administrative Services	Various	175,212
13			Supply Chain	Various	92,175
14			Human Resources	Various	313,941
15			Communications	Various	292,543
16			Chief Executive	Various	238,855
17			Audit	Various	50,513
18			Dues & Memberships	Various	104,819
19			Legal Affairs & Governance	Various	714,100
20			Environmental	Various	97,374
21			External Affairs	Various	366,656
22					
23					
24					
25					
26					
27					
28					
29					
30					
31					
32					
33					
34					
35					
36					

Name of Respondent	This Report Is:	Date of Report (Mo, Da, Yr)	Year of Report
Michigan Gas Utilities Corporation	(1) <input checked="" type="checkbox"/> An Original (2) <input type="checkbox"/> A Resubmission	45,776	December 31, 2024

**SUMMARY OF COSTS BILLED FROM ASSOCIATED COMPANIES (Continued)**

5. In columns (f) and (g) report the amount classified to non-operating income and the account(s) in which reported.  
6. In columns (h) and (i) report the amount classified to the balance sheet and the account(s) in which reported.  
7. In column (j) report the total.  
8. In column (k) indicate the pricing method (cost, per contract terms, etc.)

Account Number (f)	Amount Classified to Non-Operating Income (g)	Account Number (h)	Amount Classified to Balance Sheet (i)	Total (j)	Pricing Method (k)	Line No.
		Various	8,761	396,383	(1)	1
		Various	2,771,597	2,842,758	(1)	2
		Various	(241)	3,205,727	(1)	3
		Various	0	27,091	(1)	4
		Various	(71,207)	119,369	(1)	5
		Various	0	3,986,868	(1)	6
		Various	0	370,969	(1)	7
						8
						9
		Various	1,619,500	3,984,165	(1)	10
		Various	99,175	1,038,329	(1)	11
		Various	22,498	197,710	(1)	12
		Various	16,639	108,814	(1)	13
		Various	0	313,941	(1)	14
		Various	0	292,543	(1)	15
		Various	0	238,855	(1)	16
		Various	0	50,513	(1)	17
		Various	0	104,819	(1)	18
		Various	0	714,100	(1)	19
		Various	0	97,374	(1)	20
		Various	0	366,656	(1)	21
				<u>18,456,984</u>		22
						23
						24
						25
						26
						27
						28
						29
						30
						31
						32
						33
						34
						35
			<b>Total</b>	<b>22,641,673</b>		36

- (1) Fully Loaded Cost
- (2) Market
- (3) Tariff
- (4) Actual Cost
- (5) Contract

Name of Respondent	This Report Is: (1) <input checked="" type="checkbox"/> An Original (2) <input type="checkbox"/> A Resubmission	Date of Report (Mo, Da, Yr) April 29, 2025	Year of Report December 31, 2024
--------------------	---	--	-------------------------------------

**COMPRESSOR STATIONS**

1. Report below particulars (details) concerning compressor stations. Use the following subheadings: field compressor stations, products extraction compressor stations, underground storage compressor stations, transmission compressor stations, distribution compressor stations, and other compressor stations.

2. For column (a), indicate the production areas where such stations are used. Relatively small field compressor stations may be grouped by production areas. Show the number of stations grouped. Designate any station held under a title other than full ownership. State in a footnote the name of owner or co-owner, the nature of respondent's title, and percent of ownership.

Line No.	Name of Station and Location  (a)	Number of Employees  (b)	Plant Cost  (c)
1	Unit #6 Underground Compressor Station	3	
2	Unit #7 Underground Compressor Station	3	
3			
4			
5			
6			
7			
8			
9			
10			
11			
12			
13			
14			
15			
16			
17			
18			
19			
20			
21			
22			
23			
24			
25			
26			
27			
28			
29			
30			
31			
32			
33			
34			
35			
36			
37			
38			
39			
40			
41			

10,405,095

Name of Respondent	This Report Is:	Date of Report	Year of Report
Michigan Gas Utilities Corporation	(1) <input checked="" type="checkbox"/> An Original (2) <input type="checkbox"/> A Resubmission	(Mo, Da, Yr) April 29, 2025	December 31, 2024

**COMPRESSOR STATIONS (Continued)**

if jointly owned. Designate any station that was not operated during the past year. State in a footnote whether the book cost of such station has been retired in the books of account, or what disposition of the station and its book cost are contemplated. Designate any compressor units in transmission compressor stations installed and put into operation during the year and show in a footnote the size

of each such unit, and the date each such unit was placed in operation.  
3. For column (d), include the type of fuel or power, if other than natural gas. If two types of fuel or power are used, show separate entries for natural gas and the other fuel or power.

Expenses (Except depreciation and taxes)		Gas for Compressor Fuel Mcf (14.65 psia at 60°F)	Operation Data			Line No.
Fuel or Power  (d)	Other  (e)		Total Compressor Hours of Operation During Year (g)	No of Compr. Operated at Time of Station Peak (h)	Date of Station Peak (i)	
		8,159	1,302	N/A	N/A	1
		4,596	647	N/A	N/A	2
						3
						4
						5
						6
50,345	96,636					7
						8
						9
						10
						11
						12
						13
						14
						15
						16
						17
						18
						19
						20
						21
						22
						23
						24
						25
						26
						27
						28
						29
						30
						31
						32
						33
						34
						35
						36
						37
						38
						39
						40
						41

Name of Respondent	This Report Is: (1) <input checked="" type="checkbox"/> An Original (2) <input type="checkbox"/> A Resubmission	Date of Report (Mo, Da, Yr) 4/29/2025	Year of Report December 31, 2024
--------------------	---	---	-------------------------------------

Per Supplemental Information Request

**Partello Compressor Station  
Olivet, Michigan**

	<b>Unit #5 Storage</b>	<b>Unit #6 Storage</b>	<b>Unit #7 Storage</b>
<b>Annual Hours in Service</b>			
2024	Retired	1,302	647
2023	52	2,151	
2022	286	2,157	
2021	122	2,401	
2020	257	2,429	
<b>Date of Last Major Outage</b>	<b>NONE</b>	<b>NONE</b>	<b>NONE</b>
<b>Hours Offline During Last Major Outage</b>	<b>NONE</b>	<b>NONE</b>	<b>NONE</b>
<b>Corrective Action Taken</b>	<b>NONE</b>	<b>NONE</b>	<b>NONE</b>

Name of Respondent	This Report Is: (1) <input checked="" type="checkbox"/> An Original (2) <input type="checkbox"/> A Resubmission	Date of Report (Mo, Da, Yr) April 29, 2025	Year of Report December 31, 2024
Michigan Gas Utilities Corporation			
Per Supplemental Information Request			
<b>Partello Compressor Station Olivet, Michigan</b>			
	<b>Unit #5 (RETIRED)</b>	<b>Unit #6</b>	<b>Unit #7</b>
Type of Prime Mover	Waukesha L5108GU	Caterpillar 3516TALE	Caterpillar 3516TALE
Fuel System	Natural Gas	Natural Gas	Natural Gas
Horsepower	Approx. 750	Approx. 1197	Approx. 1400
Flow Capacity	9,000 to 16,000 MCF/Day	10,000 to 21,000 MCF/ Day	14,000 to 26,000 MCF/Day
Year Manufactured	1982	2005	2023
Year In Service	1982	2005	2024
Installation Cost	\$565,000	\$1,340,000	\$7,390,006

Name of Respondent Michigan Gas Utilities Corporation	This Report Is: (1) <input checked="" type="checkbox"/> An Original (2) <input type="checkbox"/> A Resubmission	Date of Report (Mo, Da, Yr) April 29, 2025	Year of Report December 31, 2024
<b>GAS STORAGE PROJECTS</b>			
<p>1. Report particulars (details) for total gas storage projects.</p> <p>2. Total storage plant (column b) should agree with amounts reported by the respondent in Acct's 350.1 to 364.8 inclusive (pages 206-207).</p>		<p>3. Give particulars (details) of any gas stored for the benefit of another company under a gas exchange arrangement or on basis of purchase and resale to other company. Designate with an asterisk if other company is an associated company.</p>	
Line No.	Item (a)	Total Amount (b)	
1	Natural Gas Storage Plant		
2	Land and Land Rights	295,661	
3	Structures and Improvements	3,285,946	
4	Storage Wells and Holders	10,485,354	
5	Storage Lines	1,402,161	
6	Other Storage Equipment	13,560,771	
7	TOTAL (Enter Total of Lines 2 Thru 6)	29,029,893	
8	Storage Expenses		
9	Operation	506,327	
10	Maintenance	217,057	
11	Rents	0	
12	TOTAL (Enter Total of Lines 9 Thru 11)	723,384	
13	Storage Operations (In Mcf @ 14.65 Psia)		
14	Gas Delivered to Storage		
15	January	88,326	
16	February	331,665	
17	March	114,843	
18	April	322,585	
19	May	1,071,011	
20	June	774,202	
21	July	276,163	
22	August	119,971	
23	September	389,249	
24	October	391,609	
25	November	105,635	
26	December	369,240	
27	TOTAL (Enter Total of Lines 15 Thru 26)	4,354,499	
28	Gas Withdrawn from Storage		
29	January	764,094	
30	February	246,082	
31	March	1,069,591	
32	April	389,082	
33	May	24,183	
34	June	15,517	
35	July	7,591	
36	August	31,167	
37	September	60,185	
38	October	56,936	
39	November	789,818	
40	December	758,785	
41	TOTAL (Enter Total of Lines 29 Thru 40)	4,213,031	

Name of Respondent Michigan Gas Utilities Corporation		This Report Is: (1) <input checked="" type="checkbox"/> An Original (2) <input type="checkbox"/> A Resubmission	Date of Report (Mo, Da, Yr) April 29, 2025	Year of Report December 31, 2024
<b>GAS STORAGE PROJECTS (Continued)</b>				
Line No.	Item (a)	Total Amount (b)		
	Storage Operations ( <i>In Mcf</i> )			
42	Top or Working Gas End of Year (1)	5,951,664		
43	Cushion Gas (Including Native Gas) (2)	3,132,625		
44	Total Gas in Reservoir ( <i>Enter Total of Line 42 and Line 43</i> ) (1)	9,084,289		
45	Certificated Storage Capacity (2)	725,200		
46	Number of Injection - Withdrawal Wells (2)	12		
47	Number of Observation Wells (2)	6		
48	Maximum Day's Withdrawal from Storage (2)	31,348		
49	Date of Maximum Days' Withdrawal (2)	01/16/24		
50	LNG Terminal Companies ( <i>In Mcf</i> )			
51	Number of Tanks			
52	Capacity of Tanks			
53	LNG Volumes			
54	a) Received at "Ship Rail"			
55	b) Transferred to Tanks			
56	c) Withdrawn from Tanks			
57	d) "Boil Off" Vaporization Loss			
58	e) Converted to Mcf at Tailgate of Terminal			

(1) Includes both MGU owned storage fields and gas stored for MGU by Washington 10 Storage Corp., Consumer's Energy Company, and ANR Pipeline Company, all under storage contract.

(2) Includes only MGU owned storage fields.

Name of Respondent	This Report Is:	Date of Report (Mo, Da, Yr)	Year of Report
Michigan Gas Utilities Corporation	(1) <input checked="" type="checkbox"/> An Original (2) <input type="checkbox"/> A Resubmission	April 29, 2025	December 31, 2024

**DISTRIBUTION AND TRANSMISSION LINES**

1. Report below by States the total miles of pipe lines operated by respondent at end of year.  
2. Report separately any lines held under a title other than full ownership. Designate such lines with an asterisk and in a footnote state the name of owner, or co-owner, nature of respondent's title, and percent ownership if jointly owned.  
3. Report separately any line that was not operated during the past year. Enter in a footnote the particulars (details) and state whether the book cost of such a line, or any portion thereof, has been retired in the books of account, or what disposition of the line and its book cost are contemplated.  
4. Report the number of miles of pipe to one decimal point.

Line No.	Designation (Identification) of Line or Group of Lines  (a)	Total Miles of Pipe (to 0.1)  (b)
1	<b>DISTRIBUTION</b>	
2	Benton Harbor <=1"	3.4
3	2"	626.5
4	3"	3.3
5	4"	366.0
6	6"	47.2
7	8"	24.6
8	10"	0.0
9	12"	4.7
10		
11	Grand Haven <=1"	1.0
12	2"	325.4
13	3"	1.1
14	4"	169.6
15	6"	35.5
16	8"	16.3
17	12"	11.0
18		
19	Otsego <=1"	0.9
20	2"	252.4
21	3"	0.8
22	4"	260.3
23	6"	35.9
24	8"	12.9
25	12"	
26		
27	Coldwater & Partello <=1"	1.6
28	2"	405.1
29	3"	4.6
30	4"	299.6
31	6"	66.7
32	8"	79.7
33	10"	2.8
34	12"	2.5
35		
36	Monroe <=1"	3.5
37	2"	504.5
38	3"	8.1
39	4"	424.7
40	6"	98.0
41	8"	22.6
42	10"	29.9
43	12"	25.3
44	All lines are located in the State of Michigan.	
45	<b>TOTAL</b>	<b>4,178.0</b>

Name of Respondent	This Report Is: (1) <input checked="" type="checkbox"/> An Original (2) <input type="checkbox"/> A Resubmission	Date of Report (Mo, Da, Yr) April 29, 2025	Year of Report December 31, 2024
Michigan Gas Utilities Corporation			

**DISTRIBUTION AND TRANSMISSION LINES (Continued)**

1. Report below by States the total miles of pipe lines operated by respondent at end of year.  
2. Report separately any lines held under a title other than full ownership. Designate such lines with an asterisk and in a footnote state the name of owner, or co-owner, nature of respondent's title, and percent ownership if jointly owned.

3. Report separately any line that was not operated during the past year. Enter in a footnote the particulars (details) and state whether the book cost of such a line, or any portion thereof, has been retired in the books of account, or what disposition of the line and its book cost are contemplated.  
4. Report the number of miles of pipe to one decimal point.

Line No.	Designation (Identification) of Line or Group of Lines (a)	Total Miles of Pipe (to 0.1) (b)	Supplemental Information Request		
			Maximum allowable operating pressure (PSIG)	Peak Operating Pressure (PSIG)	Average Operating Pressure (PSIG)
1	<b>TRANSMISSION</b>				
2	Grand Haven				
3					
4	Otsego 8"	9.1	675	503	Approx 500
5					
6	Coldwater 10"	22.7	720	630	Approx 530
7					
8					
9	Monroe 12"	11.6	858	844	Approx 825
10					
11	Partello 3"	0.5	1440	1333	1000-1300
12	4"	1.8	1440	1333	1000-1300
13	6"	7.5	1440	1333	1000-1300
14	8"	0.3	1000	690	Approx 530
15	10"	15.1	1000	690	Approx 530
16					
17					
18					
19					
20					
21					
22					
23					
24					
25					
26					
27					
28					
29					
30					
31					
32					
33					
34					
35					
36					
37					
38					
39					
40					
41					
42					
43					
44	All lines are located in the State of Michigan.				

Name of Respondent		This Report Is:	Date of Report	Year of Report
Michigan Gas Utilities Corporation		(1) <input checked="" type="checkbox"/> An Original (2) <input type="checkbox"/> A Resubmission	(Mo, Da, Yr) April 29, 2025	December 31, 2024
<b>DISTRIBUTION SYSTEM PEAK DELIVERIES</b>				
1. Report below the total distribution system deliveries of gas, excluding deliveries to storage, for the periods of system peak deliveries indicated below during the calendar year.		2. Report Mcf on a pressure base of 14.73 psia at 60°F.		
Line No.	Item (a)	Day/Month (b)	Amount of Mcf (c)	Curtailments on Day/Month Indicated (d)
<b>Section A. Three Highest Days of System Peak Deliveries</b>				
1	Date of Highest Day's Deliveries	01/16/24		
2	Deliveries to Customers Subject to MPSC Rate Schedules		288,503	Yes
3	Deliveries to Others		0	
4	TOTAL		288,503	Yes
5	Date of Second Highest Day's Deliveries	01/15/24		
6	Deliveries to Customers Subject to MPSC Rate Schedules		281,983	Yes
7	Deliveries to Others		0	
8	TOTAL		281,983	Yes
9	Date of Third Highest Day's Deliveries	01/14/24		
10	Deliveries to Customers Subject to MPSC Rate Schedules		278,700	Yes
11	Deliveries to Others		0	
12	TOTAL		278,700	Yes
<b>Section B. Highest Consecutive 3-Day System Peak Deliveries (and Supplies)</b>				
13	Dates of Three Consecutive Days Highest System Peak Deliveries	01/14/24		
		01/15/24		
		01/16/24		
14	Deliveries to Customers Subject to MPSC Rate Schedules		849,186	Yes
15	Deliveries to Others		0	
16	TOTAL		849,186	Yes
17	Supplies from Line Pack		0	
18	Supplies from Underground Storage (Note 1)		229,374	
19	Supplies from Other Peaking Facilities		0	
<b>Section C. Highest Month's System Deliveries</b>				
20	Month of Highest Month's System Deliveries	JANUARY		
21	Deliveries to Customers Subject to MPSC Rate Schedules		5,693,229	Yes
22	Deliveries to Others		0	
23	TOTAL		5,693,229	Yes

Note 1: Line 18 reflects storage volumes delivered at the citygate.

Name of Respondent	This Report Is: (1) <input checked="" type="checkbox"/> An Original (2) <input type="checkbox"/> A Resubmission	Date of Report (Mo, Da, Yr) April 29, 2025	Year of Report December 31, 2024
Michigan Gas Utilities Corporation			

**AUXILIARY PEAKING FACILITIES**

1. Report below auxiliary facilities of the respondent for meeting seasonal peak demands on the respondent's system, such as underground storage projects, liquefied petroleum gas installations, gas liquefaction plants, oil gas sets, etc.  
2. For column (c), for underground storage projects, report the delivery capacity on February 1 of the heating season overlapping the year-end for which this report is submitted.

For other facilities, report the rated maximum daily delivery capacities.  
3. For column (d), include or exclude (as appropriate) the cost of any plant used jointly with another facility on the basis of predominant use, unless the auxiliary peaking facility is a separate plant as contemplated by general instruction 12 of the Uniform System of Accounts.

	Location of Facility (a)	Type of Facility (b)	Maximum Daily Delivery Capacity of Facility, Mcf at 14.65 psia at 60°F (c)	Cost of Facility (In dollars) (d)	Was Facility Operated on Day of Highest Transmission Peak Delivery?	
					Yes (e)	No (f)
1	Partello/Anderson/Mymachod - Calhoun County, MI Cortright/Campbell - Calhoun County, MI Lee 3/3A - Calhoun & Eaton Counties, MI	Underground Storage		3,937,505		
2						
3						
4	Underground Storage			1,218,428		
5						
6						
7	Underground Storage			5,178,055		
8						
9						
10						
11						
12						
13						
14						
15						
16						
17						
18						
19						
20						
21						
22						
23						
24						
25						
26						
27						
28						
29						
30						
31						
32						
33						
34						
35						
36						
37						
38						
39						
40						
41						
42						

NOTE: The daily deliverability of MGU owned storage is less than the combined total of the three reservoirs due to pipeline constraints.

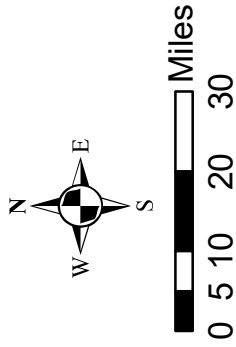
Name of Respondent Michigan Gas Utilities Corporation	This Report Is: (1) [ X ] An Original (2) [ ] A Resubmission	Date of Report (Mo, Da, Yr) April 29, 2025	Year of Report December 31, 2024
<b>SYSTEM MAPS</b>			
<p>1. Furnish 5 copies of a system map (one with each filed copy of this report) of the facilities operated by the respondent for the production, gathering, transportation, and sale of natural gas. New maps need not be furnished if no important change has occurred in the facilities operated by the respondent since the date of the maps furnished with a previous year's annual report. If, however, maps are not furnished for this reason, reference should be made in the space below to the year's annual report with which the maps were furnished.</p> <p>2. Indicate the following information on the maps:</p> <p>(a) Transmission lines - colored in red, if they are not otherwise clearly indicated.</p> <p>(b) Principal pipeline arteries of gathering systems.</p> <p>(c) Sizes of pipe in principal pipelines shown on map.</p> <p>(d) Normal directions of gas flow - indicated by arrows.</p> <p>(e) Location of natural gas fields or pools in which the respondent produces or purchases natural gas.</p> <p>(f) Locations of compressor stations, products extraction plants, stabilization plants, important purification plants, underground storage areas, recycling areas, etc.</p> <p>(g) Important main line interconnections with other natural gas companies, indicating in each case whether gas is received or delivered and name of connecting company.</p> <p>(h) Principal communities in which respondent renders local distribution service.</p> <p>3. In addition, show on each map: graphic scale to which map is drawn; date as of which the map represents the facts it purports to show; a legend giving all symbols and abbreviations used; designations of facilities leased to or from another company, giving name of such other company.</p> <p>4. Maps not larger than 24 inches square are desired. If necessary, however, submit larger maps to show essential information. Fold the maps to a size not larger than this report. Bind the maps to the report.</p>			
<p>See MGU Gas Map on following page.</p>			

# MGU High Pressure Distribution or Transmission Mains with NPMS Transmission Main

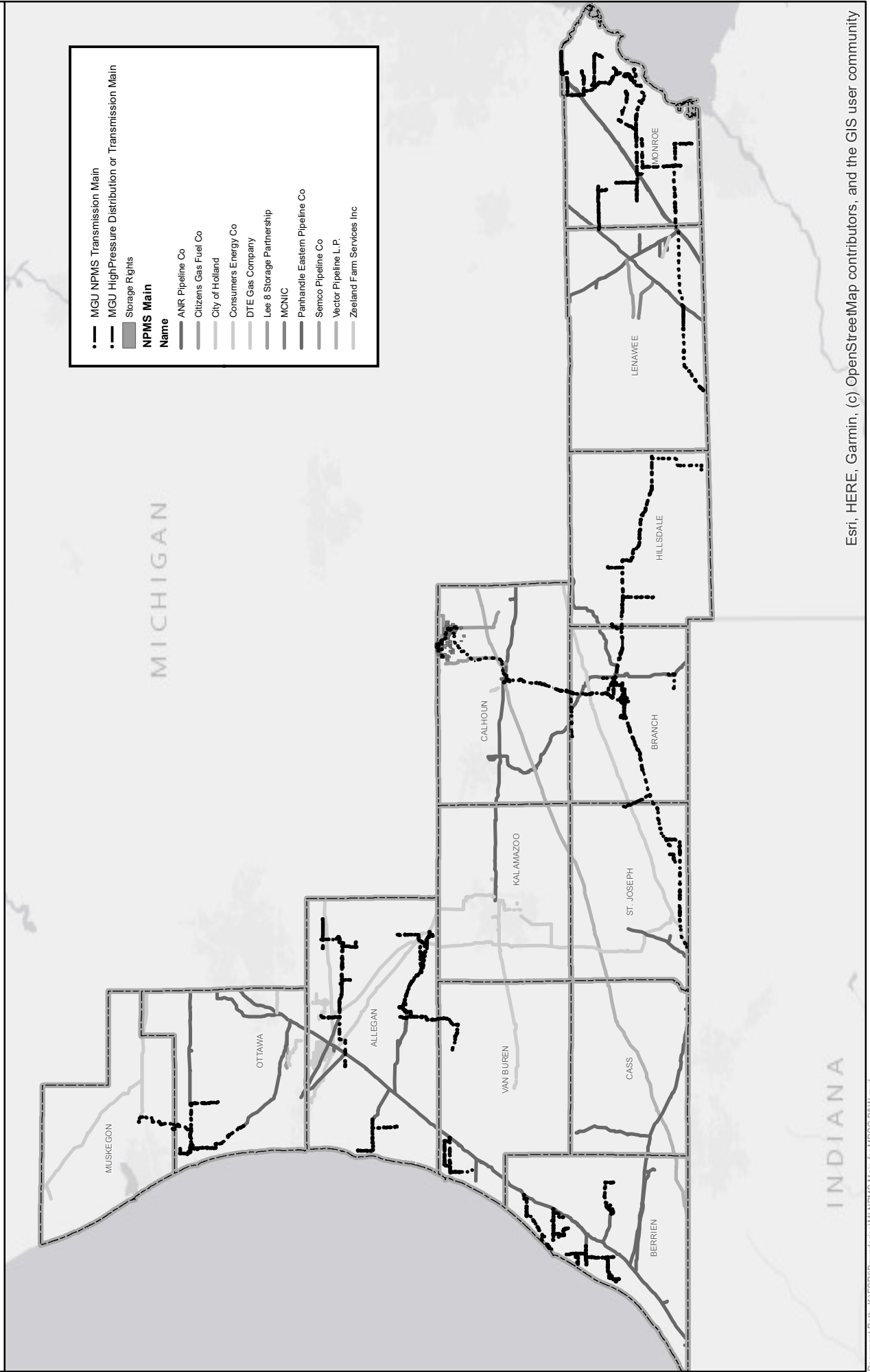


**MICHIGAN  
GAS UTILITIES®**

Date: 1/28/2025



---	MGU NPMS Transmission Main
---	MGU High Pressure Distribution or Transmission Main
---	Storage Rights
---	<b>NPMS Main</b>
---	<b>Name</b>
---	ANR Pipeline Co
---	Citizens Gas Fuel Co
---	City of Holland
---	Consumers Energy Co
---	DTE Gas Company
---	Lee 8 Storage Partnership
---	MCNIC
---	Panhandle Eastern Pipeline Co
---	Semco Pipeline Co
---	Vector Pipeline L.P.
---	Zaeland Farm Services Inc



**INDEX**

<u>Schedule</u>	<u>Page No.</u>
Abandoned leases	326
Accrued and prepaid taxes	262-263
Accounts receivable	228A
Accumulated Deferred Income Taxes	234-235, 272-5 276A-B, 277
Accumulated provisions for depreciation of common utility plant	356
utility plant	219
utility plant (summary)	200-201
Advances	
for gas	229
from associated companies	256-257
from customers for construction	268
to associated companies	222-223
Amortization	
miscellaneous	340
of nonutility property	221
of other gas plant in service	336-338
and depletion of production natural gas land and land rights	336-338
Appropriations of Retained Earnings	118-119
Assets, miscellaneous current & accrued	268
Associated Companies	
advances from	256-257
advances to	222-223
control over respondent	102
corporations controlled by respondent	103
interest on debt to	256-257
investment in	222-223
payables to	206B
receivables from	228B
service contracts charges	357
summary of costs billed to	358-359
summary of costs billed from	360-361
Attestation	1
Balance Sheet	
comparative	110-113
notes to	122-123
Bonds	256-257
Calculation of Federal Income Taxes	261C-D
Capital Stock	250-251
discount	254
expenses	254
installments received	252
liability for conversion	252
premiums	252
reaquired	250-251
subscribed	252
Cash flows, statement of	120-121
Changes	
important during year	108-109
Charges for outside professional and other consultative services	357
Civic activities, expenditures for	343
Compressor stations	508-509

## INDEX

<u>Schedule</u>	<u>Page No.</u>
Construction	
overheads, gas	217
overhead procedures, general description of	218
work in progress - common utility plant	356
work in progress - gas	216
work in progress - other utility departments	200-201
Consultative services, charges for	357
Control	
corporation controlled by respondent	103
over respondent	102
security holders and voting powers	106-107
Corporation	
controlled by respondent	103
incorporated	101
CPA, background information on	101
CPA Certification, this report form	i-ii
Current and accrued liabilities, miscellaneous	268
Deferred	
credits, other	269
debts, miscellaneous	233
income taxes, accumulated - accelerated amortization property	272-273
income taxes, accumulated - other property	274-275
income taxes, accumulated - other	276A-B
income taxes, accumulated - pollution control facilities	234-235
income taxes, accumulated - temporary	277
regulatory expenses	350-351
Definitions, this report form	iii-iv
Demonstration and development, research	352-353
Depletion	
amortization and depreciation of gas plant	336-338
and amortization of producing natural gas land and land rights	336-338
Depreciation and amortization	
of common utility plant	356
of gas plant	219, 336-338
Directors	105
Discount of capital stock	254
Discount - premium on long-term debt	256-257
Disposition of property, gain or loss	342A-B
Distribution Lines	514
Distribution of salaries and wages	354-355
Dividend appropriations	118-119
Earnings, Retained	118-119
Exchange Gas Transactions	328-330
Expenses	
gas operation and maintenance	320-325
gas operation and maintenance (nonmajor)	320N-324N
gas operation and maintenance, summary	325
unamortized debt	256-257
Exploration and development expenses	326
Extraordinary property losses	230
Filing requirements, this report form	i-ii
Footnote Data	551

**INDEX**

<u>Schedule</u>	<u>Page No.</u>
Gains	
on disposition of property	342A-B
unamortized, on reacquired debt	260
Gas	
advances	229
exchanged, natural	328-330
production and gathering statistics, natural	506
purchases, natural and other	327
reserves , land acreage, natural gas	500-501
stored underground	220
used in utility operations, credit	331
plant in service	202-212B
General description of construction overhead procedure	218
General information	101
General instructions	ii-iii
Identification	101
Important Changes during year	108-109
Income	
deductions - details	256-259, 340
from utility plant leased to others	339
statement of, by departments	114-117
statement of, for the year (see also revenues)	114-117
Incorporation information	101
Installments received on capital stock	252
Interest	
charges, on debt to associated companies	340
charges, other	340
charges, paid on long-term debt, advances, etc.	256-257
received from investments, advances, etc.	222-223
Investment tax credits, accumulated deferred	266-267
Investment tax credits generated and utilized	264-265
Investments	
in associated companies	222-223
nonutility property	221
other	222-223
securities disposed of during year	222-223
subsidiary companies	224-225
temporary cash	222-223
Law, excerpts applicable to this report form	i-iv
Legal proceedings during year	108-109
Leases	
income from utility plant leased to others	339
lease rentals charged	333A-D
Liabilities, miscellaneous current & accrued	268
Liquefied petroleum gas operation	516-517
List of schedules, this report form	2-4
Long-term debt	256-257
Losses-Extraordinary property	230
Losses	
on disposition of property	342A-B
operating, carryforward	117C
unamortized, on reacquired debt	260
Management and engineering contracts	357
Map, system	522

**INDEX**

<u>Schedule</u>	<u>Page No.</u>
Materials and supplies .....	228C
Miscellaneous general expenses .....	335
Nonutility property .....	221
Notes	
payable .....	260A
payable, advances from associated companies .....	256-257
receivable .....	228A
to balance sheet .....	122-123
to statement of cash flow .....	122-123
to statement of income .....	122-123
to statement of retained earnings .....	122-123
Number of Gas Department Employees .....	325
Officers and officers' salaries .....	104
Oil and gas wells, number of .....	510
Operating	
expenses - gas .....	320-325
expenses - gas (summary) .....	325
loss carryforward .....	117C
revenues - gas .....	300-301
Operation and maintenance expenses (nonmajor) .....	320N-324N
Other	
donations received from stockholders .....	253
gains on resale or cancellation of reacquired capital stock .....	253
income accounts .....	341
miscellaneous paid-in capital .....	253
other supplies expense .....	334
paid-in capital .....	253
reduction in par or stated value of capital stock .....	253
regulatory assets .....	232
regulatory liabilities .....	278
Outside services, charges for .....	357
Overhead, construction - gas .....	217
Payables, to associated companies .....	260B
Peak, deliveries, distribution system, Mcf .....	518
Peaking facilities, auxiliary .....	519
Plant, Common utility	
accumulated provision for depreciation .....	356
acquisition adjustments .....	356
allocated to utility departments .....	356
completed construction not classified .....	356
construction work in progress .....	356
expenses .....	356
held for future use .....	356
in service .....	356
leased to others .....	356
Plant data .....	217-218
	336-338
	500-519
Plant - gas	
accumulated provision for depreciation .....	219
construction work in progress .....	216
held for future use .....	214
in service .....	204-212B
leased to others .....	213

**INDEX**

<u>Schedule</u>	<u>Page No.</u>
Plant - utility	
and accumulated provisions (summary)	200-201
leased to others, income from	339
Political activities, expenditures for	343
Pollution control facilities, accumulated deferred income taxes	234-235
Preliminary survey and investigation charges	231
Premium and discount on long-term debt	256-257
Premium on capital stock	252
Prepaid gas purchases under purchase agreements	226-227
Prepaid taxes	262-263
Prepayments	230
Production	
properties held for future use	215
Professional services, charges for	357
Property - losses, extraordinary	230
Purchased gas	327, 327A-B
Reacquired	
capital stock	250-251
debt, unamortized loss and gain on	260
long-term debt	256-257
Receivables	
from associated companies	228B
notes and accounts	228A
Receivers' certificates	256-257
Reconciliation of deferred income tax expense	117A-B
Reconciliation of reported net income with taxable income	
for Federal income taxes	261A-B
Regulatory Assets, Other	232
Regulatory Commission Expenses Deferred	233, 350-351
Regulatory Commission Expenses For Year	350-351
Regulatory Liabilities, Other	278
Rent	
from lease of utility plant	339
lease rentals charged	333A-D
Research, development and demonstration activities	352-353
Reserves	
changes in estimated hydrocarbon	504-505
natural gas land acreage	500-501
Retained Earnings	
amortization reserve, Federal	119
appropriated	118-119
statement of, for year	118-119
unappropriated	118-119
Revenues	
from natural gas processed by others	315
from transportation of gas of others	312-313
gas operating	300-301
Salaries and wages	
director fees	105
distribution of	354-355
officers'	104

**INDEX**

<u>Schedule</u>	<u>Page No.</u>
Sales	
gasoline - extracted from natural gas	315
natural gas - for resale	310A-B
products extracted from natural gas	315
Schedules, this report form	2-4
Securities	
disposed of during year	222-223
holders and voting powers	106-107
investment in associated companies	222-223
investment, others	222-223
investment, temporary cash	222-223
issued or assumed during year	255
refunded or retired during year	255
registered on a national exchange	250-251, 256-257
Service contract charges	357
Statement of cash flows	120-121
Statement of income for the year	114-117
Statement of retained earnings for the year	118-119
Stock liability for conversion	252
Storage of natural gas, underground	512-513
Supplies - materials and	228C
Survey and investigation, preliminary charges	231
System map	522
Taxes	
accrued and prepaid	262-263
accumulated deferred income - temporary	277
calculated of, federal	261C-D
charged during year	262-263
on income, deferred and accumulated	234-235, 272-275
reconciliation of deferred income tax expense	276A-B
reconciliation of net income with taxable income	117A-B
261A-B	261A-B
Temporary cash investments	222-223
Transmission	
and compression of gas by others	332-333
lines	514
Transportation of gas of others - revenues	312-313
Unamortized	
debt discount	258-259
debt expense	258-259
loss and gain on reacquired debt	260
premium on debt	258-259
Uncollectible accounts, provision for	228A
Underground	
storage of natural gas, expense, operating data, plant	512-513
gas, stored	220
Unrecovered Plant and Regulatory Study Costs	230
Wells, gas and oil, number of	510

This page intentionally left blank.