



Excess Marijuana Grower Application Instructions

Adult-Use Marijuana Establishment Licensing Application Process

DO NOT SUBMIT THIS MARIJUANA ESTABLISHMENT LICENSE APPLICATION UNLESS YOUR MARIJUANA ESTABLISHMENT WILL BE READY TO PASS ALL PRE-LICENSURE INSPECTIONS WITHIN 60 DAYS OF SUBMISSION.

Failure to pass all pre-licensure inspections within 60 days may result in the denial of the license application.

This application must be completed in its entirety upon submission. If the Cannabis Regulatory Agency (CRA) identifies a deficiency in an application, the CRA will notify the applicant. The applicant must submit all missing information or proof that the deficiency has been corrected in its entirety to the CRA within 5 calendar days of the date the applicant received the notice of deficiency. The failure of an applicant to completely correct a deficiency within 5 days of notification by the CRA may result in the denial of the application.

Cannabis Regulatory Agency
Phone: (517) 284-8599
Website: www.michigan.gov/CRA
Email: CRA-Adult-Use-Marijuana@Michigan.gov

Excess Marijuana Grower Application Instructions

Adult-Use Marijuana Establishment Licensing Application Process

Before initiating the application process, be advised the following documents are due at the time of application submission:

Establishment License Application [Link to Attestations](#)

- Attestation 5-A – Acknowledgment & Consent to Investigations, Statute & Rule Compliance
- Attestation 5-B – Interest & Experience Attestation
- Attestation 5-C – Confirmation of Section 6 Compliance
- Attestation 5-D – Confirmation of Insurance
- Acknowledgment of Attestations

Business Specifications

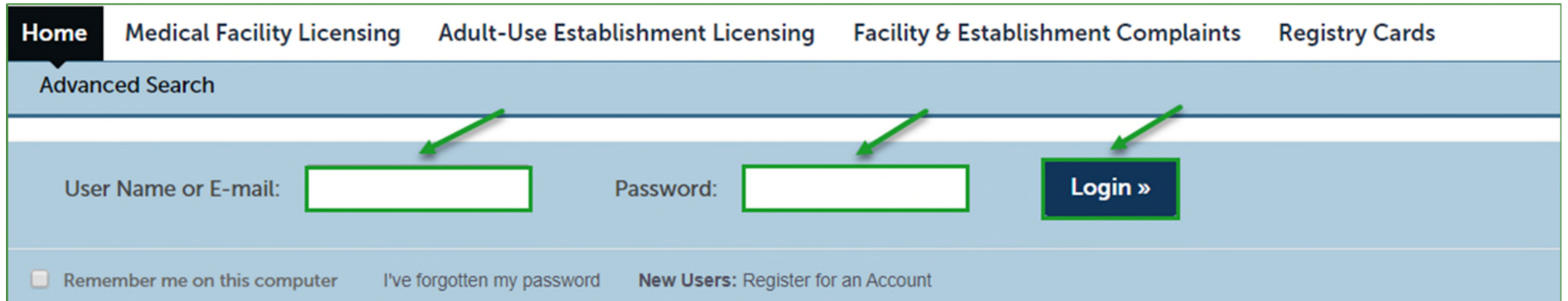
- Copy of business plan, including but not limited to:
 - Technology plan
 - Marketing plan
 - Staffing plan
 - Inventory and recordkeeping plan
- Copy of marijuana business location plan
- Copy of floor plan
- Copy of deed or lease agreement
- Copy of proof of financial responsibility (e.g., insurance policy, constant value bond)
- Copy of Certificate of Use and Occupancy
- DBA documentation (if applicable) (obtained at county-level)
- Certificate of Assumed Name (if applicable) (obtained from LARA Corporations Division)

***All applicable items on the checklist are required to be provided at the time of application submission.
*Failure to submit any of the items may result in the denial of your application.**

Excess Marijuana Grower Application Instructions

Adult-Use Marijuana Establishment Licensing Application Process

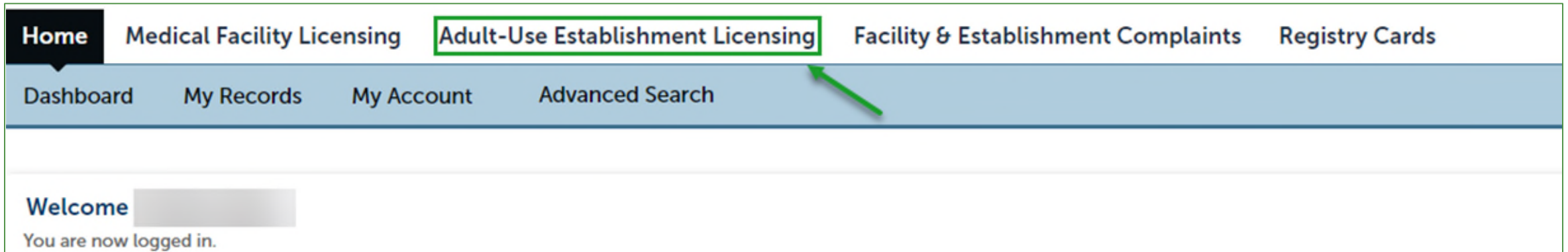
- Enter *User Name or E-mail*.
- Enter *Password*.
- Select *Login*.

A screenshot of a web application's login page. At the top, there is a navigation bar with five items: "Home" (highlighted in a dark blue box), "Medical Facility Licensing", "Adult-Use Establishment Licensing", "Facility & Establishment Complaints", and "Registry Cards". Below the navigation bar is a light blue header with the text "Advanced Search". The main content area is a light blue box containing a login form. The form has three elements: a label "User Name or E-mail:" followed by a white text input field with a green border; a label "Password:" followed by a white text input field with a green border; and a dark blue button with white text "Login »". Three green arrows point from the top of the form area down to each of these three elements. At the bottom of the form area, there is a row of three items: a checkbox labeled "Remember me on this computer", a link "I've forgotten my password", and a link "New Users: Register for an Account".

Excess Marijuana Grower Application Instructions

Adult-Use Marijuana Establishment Licensing Application Process

- Select *Adult-Use Establishment Licensing*.

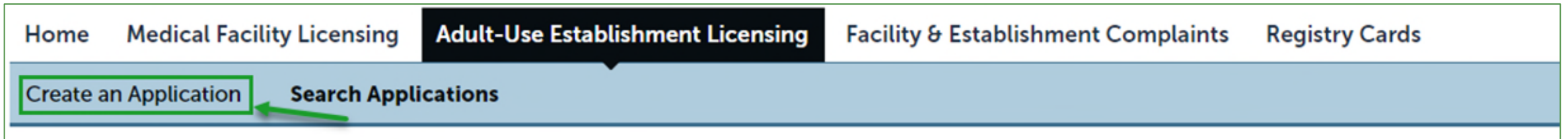


Home Medical Facility Licensing **Adult-Use Establishment Licensing** Facility & Establishment Complaints Registry Cards

Dashboard My Records My Account Advanced Search

Welcome
You are now logged in.

- Select *Create an Application*.



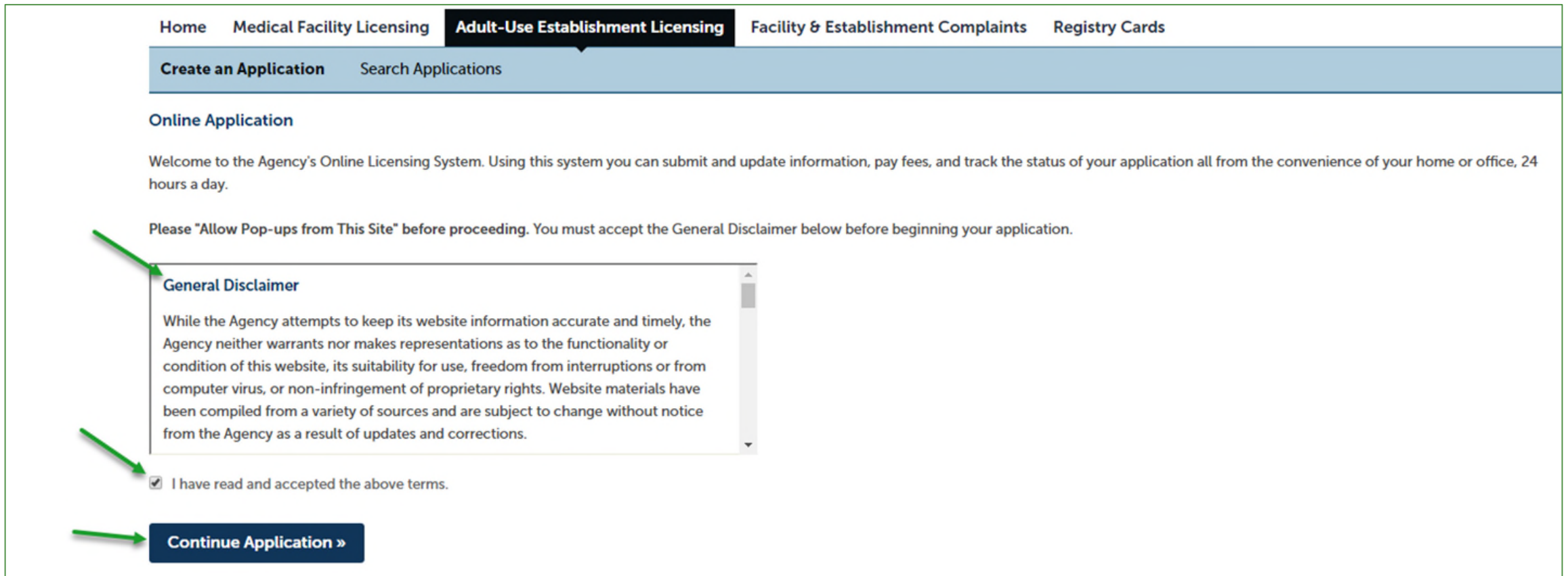
Home Medical Facility Licensing **Adult-Use Establishment Licensing** Facility & Establishment Complaints Registry Cards

Create an Application Search Applications

Excess Marijuana Grower Application Instructions

Adult-Use Marijuana Establishment Licensing Application Process

- Read the **General Disclaimer**.
- Check the box stating **I have read and accepted the above terms**.
- Select **Continue Application**.

A screenshot of the Michigan Cannabis Regulatory Agency's online application system. The page has a navigation bar with "Home", "Medical Facility Licensing", "Adult-Use Establishment Licensing" (highlighted), "Facility & Establishment Complaints", and "Registry Cards". Below the navigation bar is a blue bar with "Create an Application" and "Search Applications". The main content area is titled "Online Application" and contains a welcome message. A note asks users to "Allow Pop-ups from This Site". A "General Disclaimer" is shown in a scrollable box, with a green arrow pointing to it. Below the disclaimer is a checked checkbox for "I have read and accepted the above terms", also with a green arrow. At the bottom is a dark blue button labeled "Continue Application »" with a green arrow pointing to it.

Home Medical Facility Licensing **Adult-Use Establishment Licensing** Facility & Establishment Complaints Registry Cards

Create an Application Search Applications

Online Application

Welcome to the Agency's Online Licensing System. Using this system you can submit and update information, pay fees, and track the status of your application all from the convenience of your home or office, 24 hours a day.

Please "Allow Pop-ups from This Site" before proceeding. You must accept the General Disclaimer below before beginning your application.

General Disclaimer

While the Agency attempts to keep its website information accurate and timely, the Agency neither warrants nor makes representations as to the functionality or condition of this website, its suitability for use, freedom from interruptions or from computer virus, or non-infringement of proprietary rights. Website materials have been compiled from a variety of sources and are subject to change without notice from the Agency as a result of updates and corrections.

I have read and accepted the above terms.

Continue Application »

Excess Marijuana Grower Application Instructions

Adult-Use Marijuana Establishment Licensing Application Process

- Select the arrow next to **Adult-Use Step 2: License Application**.
- Select **Excess Marijuana Grower**.
- Select **Continue Application**.

A screenshot of a web application interface showing a list of options for an adult-use marijuana establishment. The options are grouped into three sections: "Adult-Use Step 1: Prequalification Application", "Adult-Use Step 2: License Application", and "Adult-Use Special License Application". The "Adult-Use Step 2: License Application" section is expanded, showing a list of establishment types. The "Excess Marijuana Grower" option is selected, indicated by a filled radio button and a green rectangular highlight. A green arrow points to the "Adult-Use Step 2: License Application" header, another green arrow points to the "Excess Marijuana Grower" option, and a third green arrow points to a dark blue button labeled "Continue Application" at the bottom of the list.

▶ Adult-Use Step 1: Prequalification Application

▼ Adult-Use Step 2: License Application

- Class A Marijuana Grower
- Class B Marijuana Grower
- Class C Marijuana Grower
- Designated Consumption Establishment
- Excess Marijuana Grower
- Marijuana Event Organizer
- Marijuana Microbusiness
- Marijuana Processor
- Marijuana Retailer
- Marijuana Safety Compliance Facility
- Marijuana Secure Transporter

▶ Adult-Use Special License Application

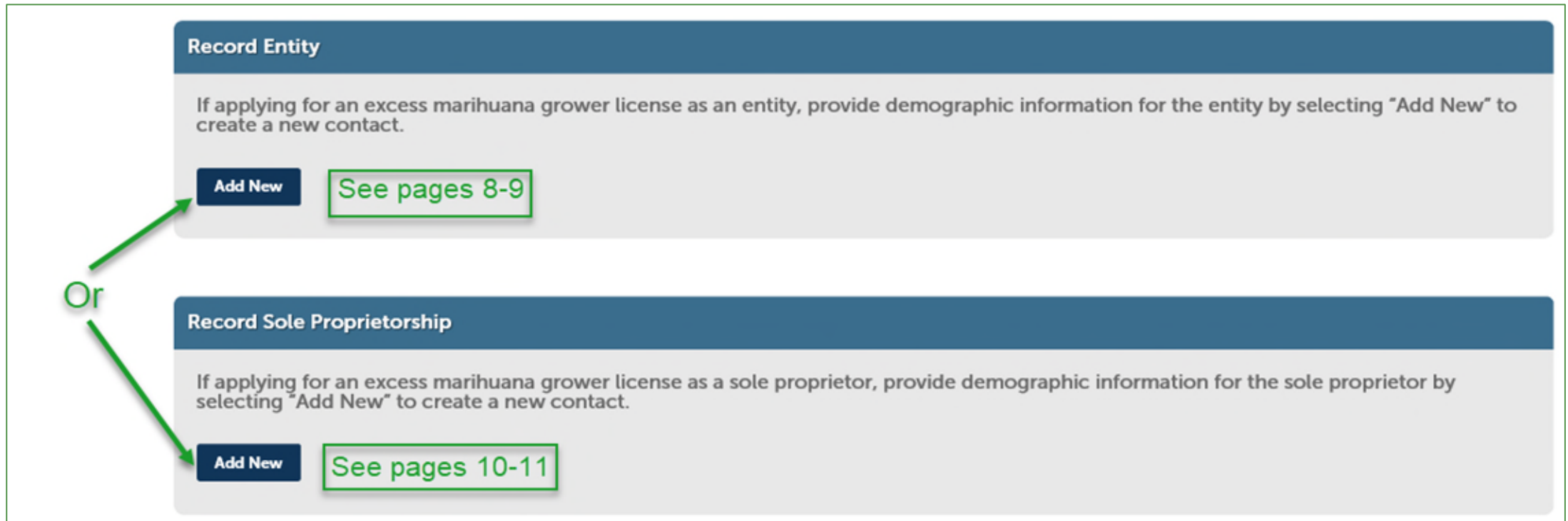
Continue Application

Excess Marijuana Grower Application Instructions

Adult-Use Marijuana Establishment Licensing Application Process

- For a main applicant entity seeking to hold the marijuana establishment state license, provide demographic information for the main applicant entity by selecting **Add New**.
 - See pages 8-9 for a main applicant entity.
- For a main applicant individual (sole proprietor) seeking to hold the marijuana establishment state license, provide demographic information for the main applicant individual (sole proprietor) by selecting **Add New**.
 - See pages 10-11 for a main applicant individual (sole proprietor).

Note: you must **Add New** for either Record Entity OR Record Sole Proprietorship.



The diagram illustrates two alternative paths for adding a new contact. It features two main sections, each with a blue header and a light gray body. The top section is titled "Record Entity" and contains the instruction: "If applying for an excess marijuana grower license as an entity, provide demographic information for the entity by selecting 'Add New' to create a new contact." Below this text is a dark blue button labeled "Add New" and a green-bordered box containing the text "See pages 8-9". The bottom section is titled "Record Sole Proprietorship" and contains the instruction: "If applying for an excess marijuana grower license as a sole proprietor, provide demographic information for the sole proprietor by selecting 'Add New' to create a new contact." Below this text is a dark blue button labeled "Add New" and a green-bordered box containing the text "See pages 10-11". A large green "Or" is positioned to the left of the two sections, with two green arrows pointing from it to the "Add New" buttons of each section.

Record Entity

If applying for an excess marijuana grower license as an entity, provide demographic information for the entity by selecting "Add New" to create a new contact.

Add New See pages 8-9

Or

Record Sole Proprietorship

If applying for an excess marijuana grower license as a sole proprietor, provide demographic information for the sole proprietor by selecting "Add New" to create a new contact.

Add New See pages 10-11

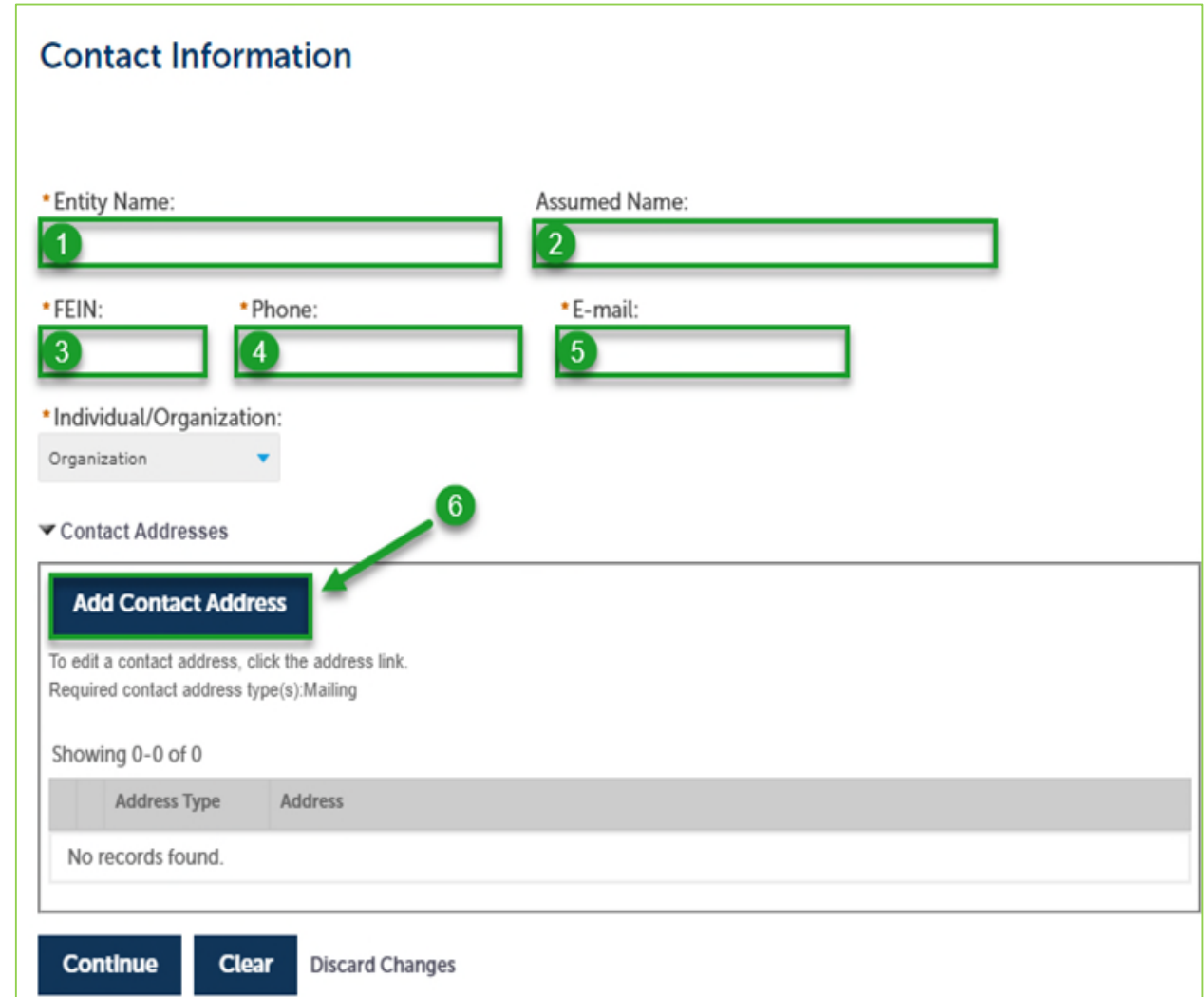
Excess Marijuana Grower Application Instructions

Adult-Use Marijuana Establishment Licensing Application Process

For a main applicant entity:

Main applicant individuals (sole proprietors) skip to page 10.

- Enter **Main Applicant Entity** name.
- Enter **Assumed Name** if operating publicly with a name other than the main applicant entity name. Separate multiple assumed names with commas.
- Enter **Federal Employer Identification Number (FEIN)**.
- Enter **Phone Number**.
- Enter **E-mail Address**.
- Select **Add Contact Address**. Another window will open. **Please see next page to continue.**



Contact Information

• Entity Name: 1

Assumed Name: 2

• FEIN: 3

• Phone: 4

• E-mail: 5

• Individual/Organization:
Organization

▼ Contact Addresses

Add Contact Address 6

To edit a contact address, click the address link.
Required contact address type(s): Mailing

Showing 0-0 of 0

Address Type	Address
No records found.	

Continue **Clear** Discard Changes

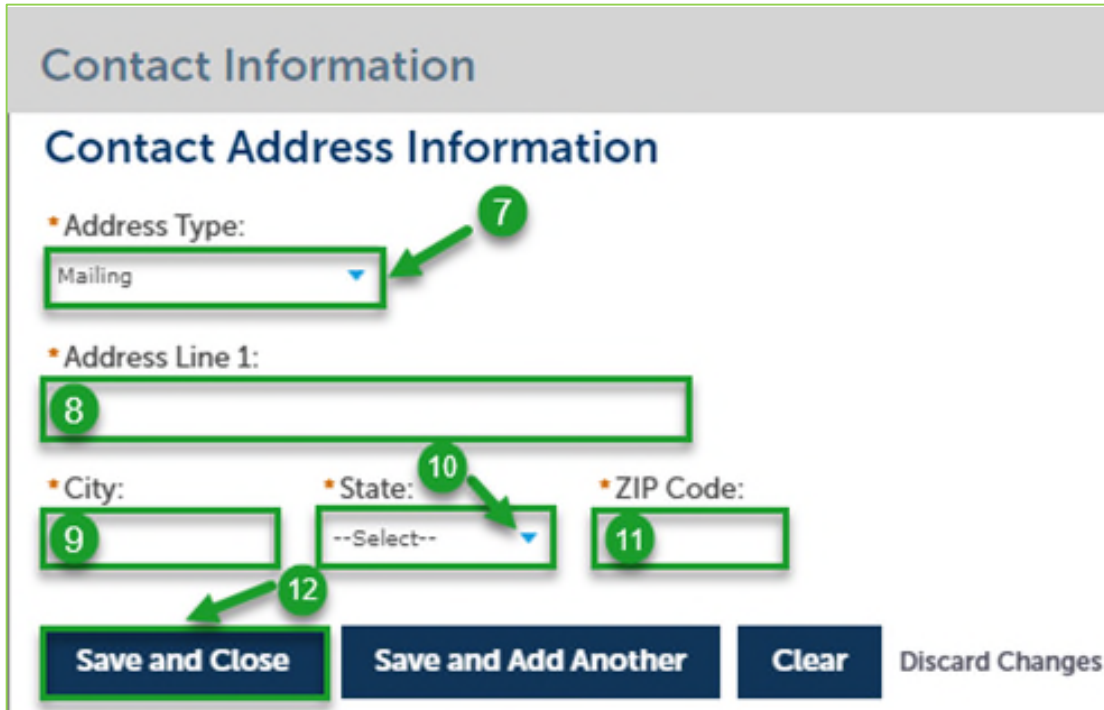
Excess Marijuana Grower Application Instructions

Adult-Use Marijuana Establishment Licensing Application Process

For a main applicant entity:

- **Mailing Address** type is required. Please note: the physical license will be sent to this address.
- Enter **Street Address**.
- Enter **City**.
- Select to add **State**.
- Enter **ZIP Code**.
- Select **Save and Close**.

- **Contact Address Added Successfully** message will appear.
- Select **Continue**.



Contact Information

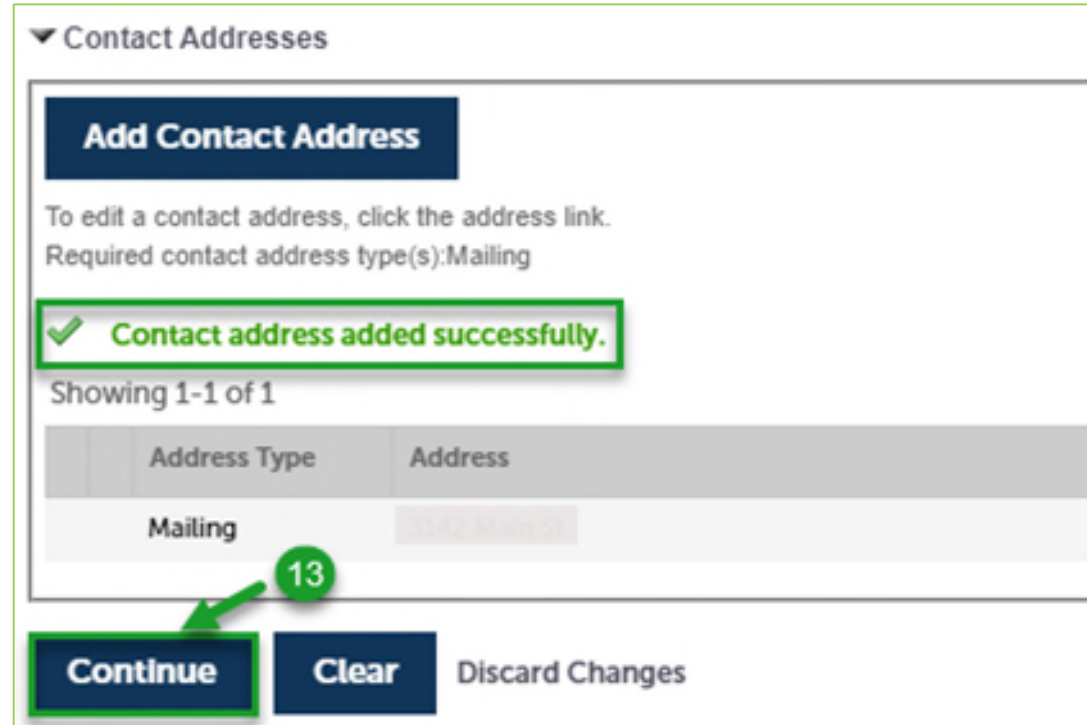
Contact Address Information

* Address Type: 7

* Address Line 1:

* City: * State: 10 * ZIP Code:

Save and Close Discard Changes



▼ Contact Addresses

Add Contact Address

To edit a contact address, click the address link.
Required contact address type(s): Mailing

✓ **Contact address added successfully.**

Showing 1-1 of 1

Address Type	Address
Mailing	3342 Main St

Continue Discard Changes

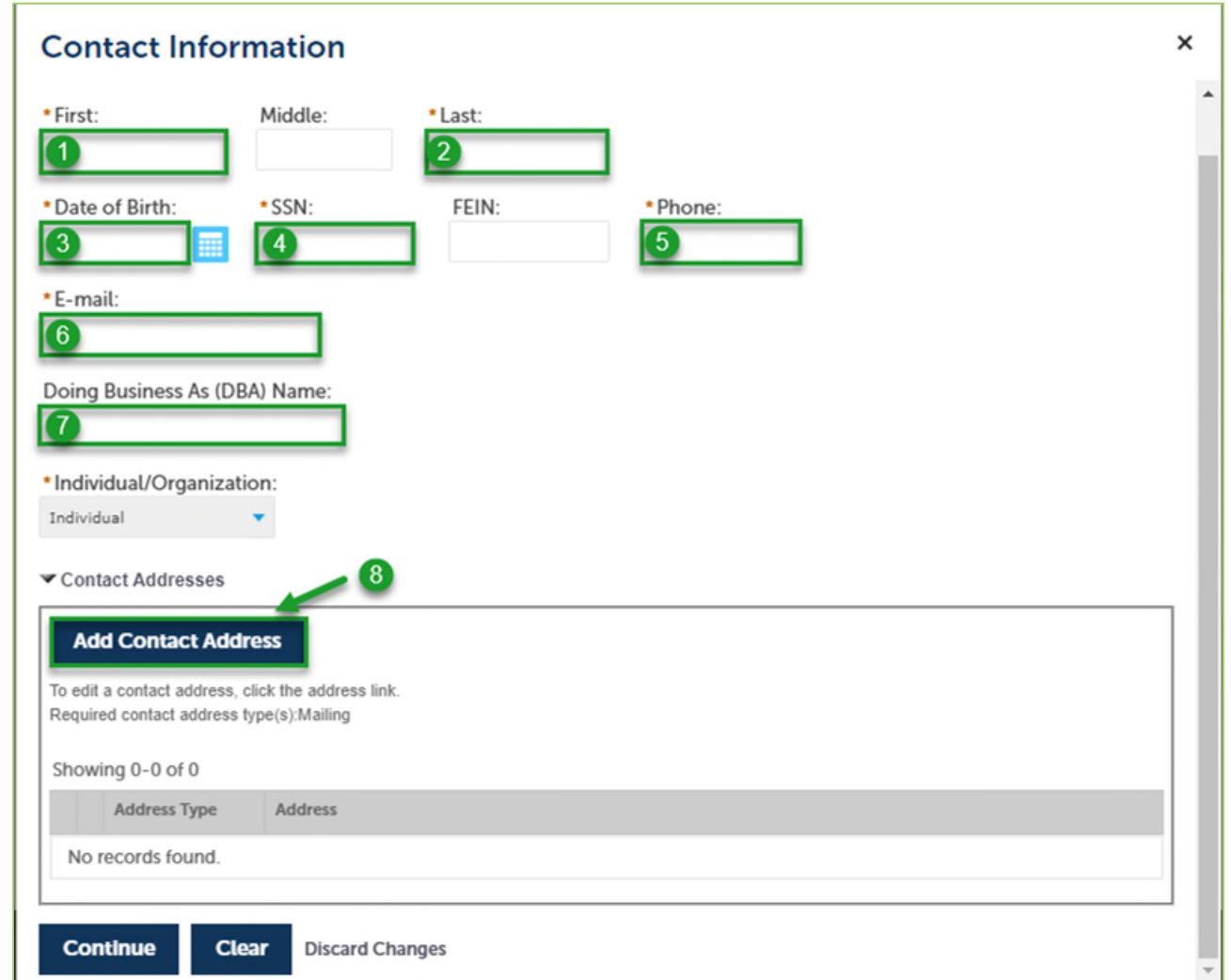
Excess Marijuana Grower Application Instructions

Adult-Use Marijuana Establishment Licensing Application Process

For a main applicant individual (sole proprietor):

Main applicant entities skip to page 12.

- Enter Sole Proprietor's **First Name**.
- Enter Sole Proprietor's **Last Name**.
- Enter Sole Proprietor's **Date of Birth (DOB)**.
- Enter Sole Proprietor's **Social Security Number (SSN)**.
- Enter Sole Proprietor's **Phone Number**.
- Enter Sole Proprietor's **E-mail Address**.
- Enter Sole Proprietor's **Doing Business As (DBA)**, if applicable.
- Select **Add Contact Address**. Another window will open. **Please see next page to continue.**



Contact Information

* First: Middle: * Last:

* Date of Birth: * SSN: FEIN: * Phone:

* E-mail:

Doing Business As (DBA) Name:

* Individual/Organization:
Individual

▼ Contact Addresses **8**

Add Contact Address

To edit a contact address, click the address link.
Required contact address type(s): Mailing

Showing 0-0 of 0

Address Type	Address
No records found.	

Continue **Clear** Discard Changes

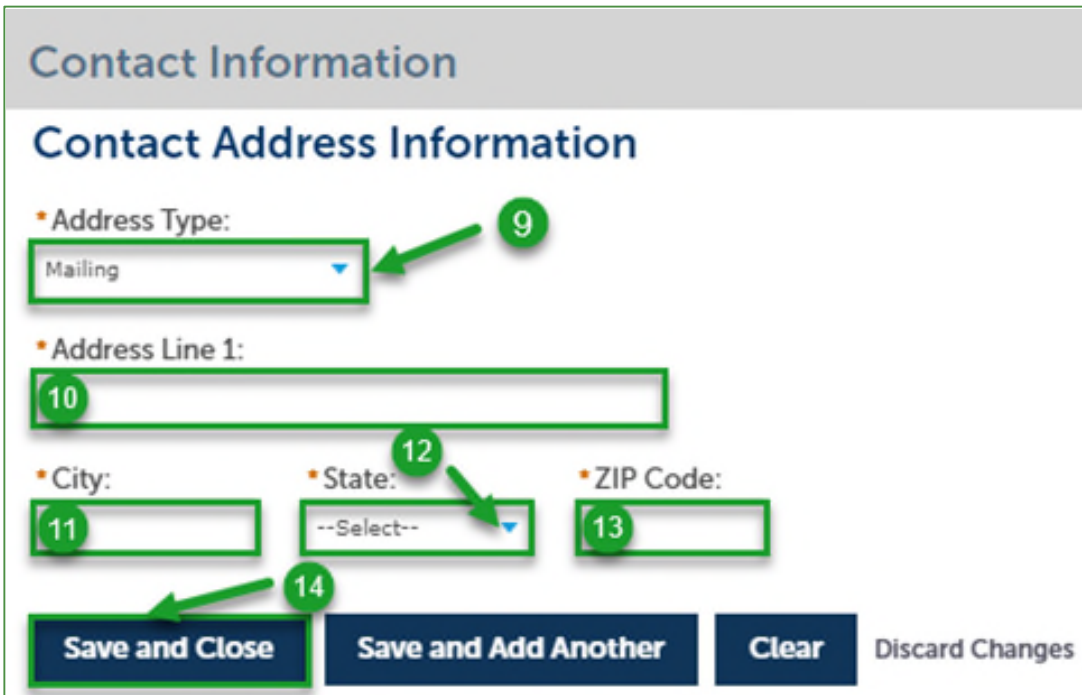
Excess Marijuana Grower Application Instructions

Adult-Use Marijuana Establishment Licensing Application Process

For a main applicant individual (sole proprietor):

- **Mailing Address** type is required. Please note: the physical license will be sent to this address.
- Enter **Street Address**.
- Enter **City**.
- Select to add **State**.
- Enter **ZIP Code**.
- Select **Save and Close**.

- **Contact Address Added Successfully** message will appear.
- Select **Continue**.



Contact Information

Contact Address Information

* Address Type: 9

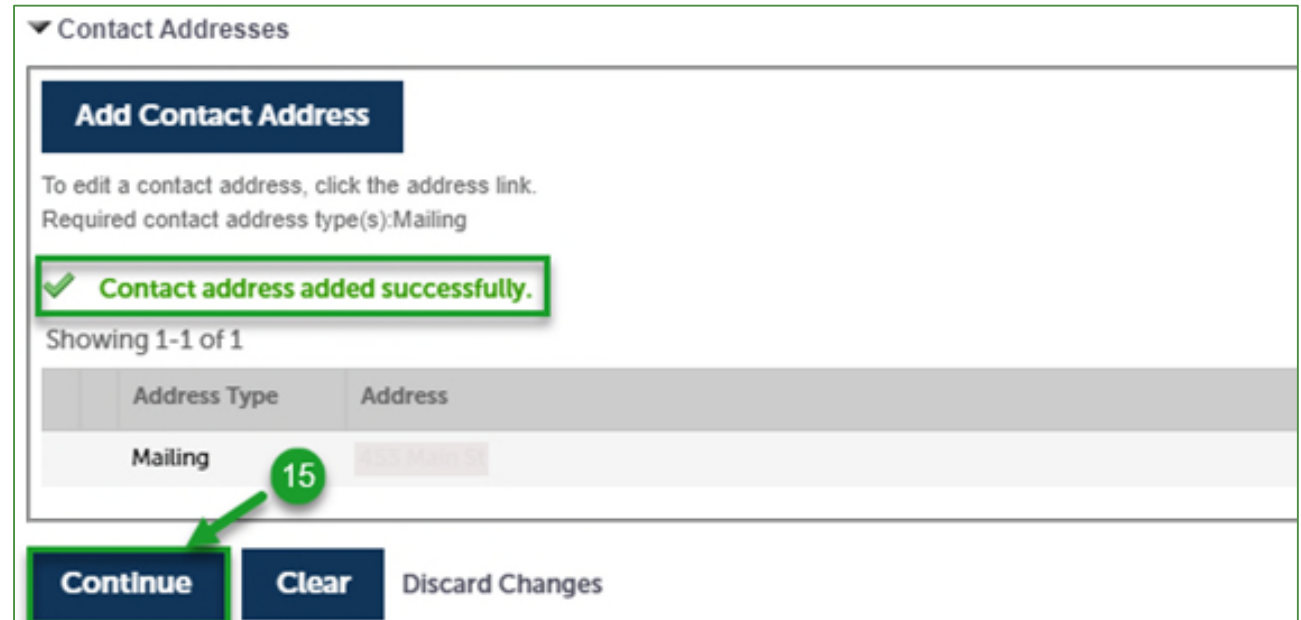
* Address Line 1: 10

* City: 11

* State: 12

* ZIP Code: 13

14 Discard Changes



Contact Addresses

Add Contact Address

To edit a contact address, click the address link.
Required contact address type(s): Mailing

✓ **Contact address added successfully.**

Showing 1-1 of 1

Address Type	Address
Mailing	155 Main St

15 Discard Changes

Excess Marijuana Grower Application Instructions

Adult-Use Marijuana Establishment Licensing Application Process

- Choose **Select from Account**.

Person Completing Application

Please provide the contact information for the person completing the online application by selecting "Select from Account" to use your existing contact.

Select from Account ←

- Select the box for **Mailing Address**.
- Select **Continue**.

Select Contact from Account

Person Completing Application

Select contact addresses for this contact to attach to the record.

Showing 1-1 of 1

<input type="checkbox"/>	Address Type	Address
<input checked="" type="checkbox"/>	Mailing	

Continue ← **Discard Changes**

- After entering the demographic information for the main applicant and the person completing the application, select **Continue Application**.

→ **Continue Application**

Excess Marijuana Grower Application Instructions

Adult-Use Marijuana Establishment Licensing Application Process

- Select **Add a Row** as many times as necessary to list **all** active medical grower class C licenses held by the main applicant under the Medical Marijuana Facilities Licensing Act.

Class C Marijuana Grower Licenses Currently Held

MEDICAL GROWER C LICENSES
Provide the license numbers for your medical marijuana grower class C licenses. Add additional rows if necessary.

Showing 0-0 of 0

Medical License Number

Add a Row | **Edit Selected** | **Delete Selected**

- Enter the **Medical License Number** of the medical marijuana grower class C license (for example, GR-C-001234).
- Select **Submit**.

MEDICAL GROWER C LICENSES
Provide the license numbers for your medical marijuana grower class C licenses. Add additional rows if necessary.

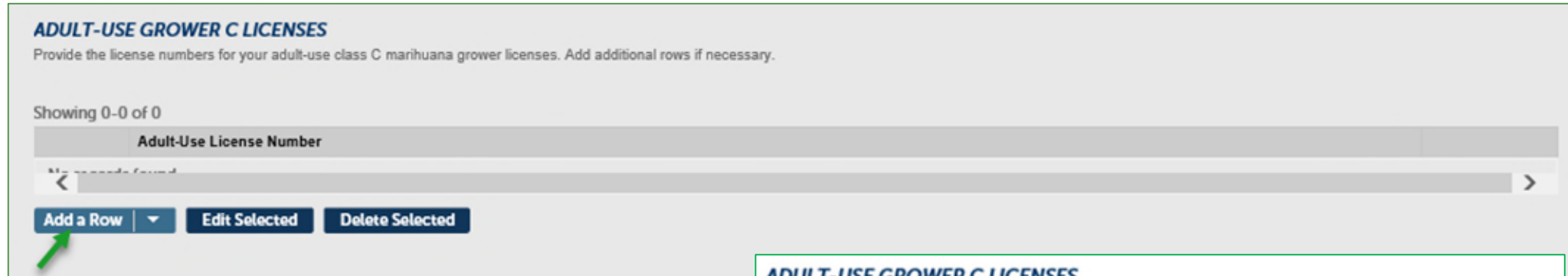
• Medical License Number:

Submit | Cancel

Excess Marijuana Grower Application Instructions

Adult-Use Marijuana Establishment Licensing Application Process

- Select **Add a Row** as many times as necessary to list **all** active adult-use class C marijuana grower licenses held by the main applicant under the Michigan Regulation and Taxation of Marihuana Act.



ADULT-USE GROWER C LICENSES
Provide the license numbers for your adult-use class C marihuana grower licenses. Add additional rows if necessary.

Showing 0-0 of 0

Adult-Use License Number
No records found

Add a Row **Edit Selected** **Delete Selected**

- Enter the **Adult-Use License Number** of the adult-use class C marijuana grower license (for example, AU-G-C-001234).
- Select **Submit**.



ADULT-USE GROWER C LICENSES
Provide the license numbers for your adult-use class C marihuana grower licenses. Add additional rows if necessary.

• **Adult-Use License Number:**
Ex. AU-G-C-000056

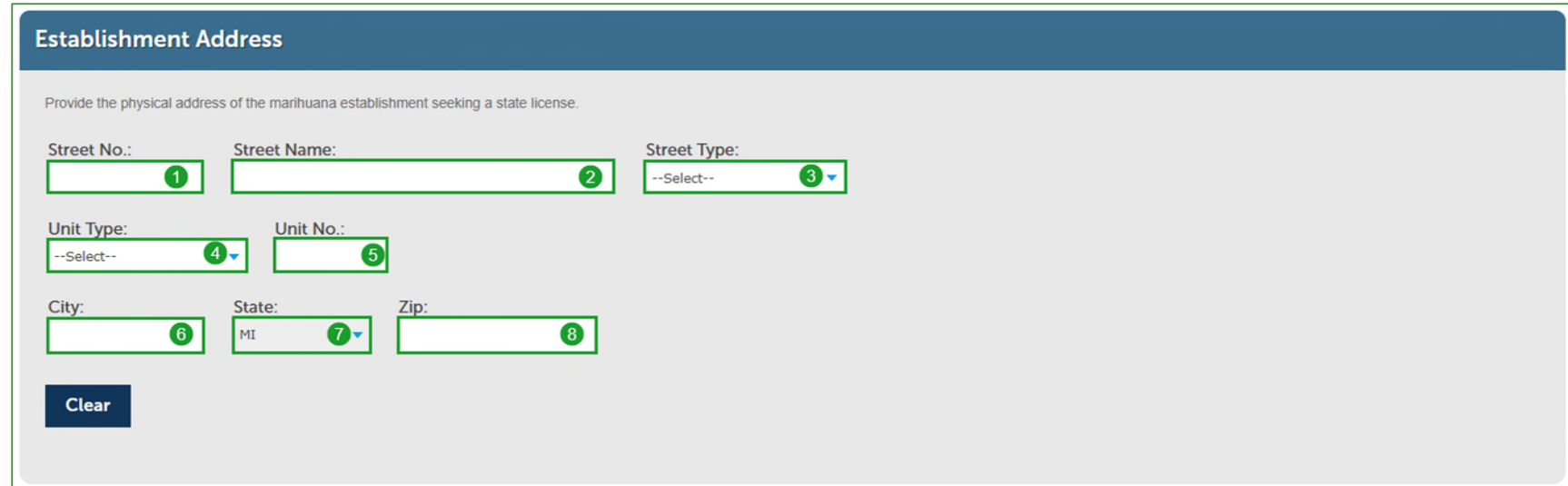
Submit Cancel

Excess Marijuana Grower Application Instructions

Adult-Use Marijuana Establishment Licensing Application Process

Provide the physical address of the marijuana establishment seeking a state license.

- Enter establishment **Street Number**.
- Enter establishment **Street Name**.
- Select **Street Type**.
- Select **Unit Type**, if applicable.
- Enter **Unit Number**, if applicable.
- Enter establishment **City**.
- MI is required for **State**
- Enter establishment **Zip Code**.



Establishment Address

Provide the physical address of the marijuana establishment seeking a state license.

Street No.: Street Name: Street Type: 3

Unit Type: 4 Unit No.: 5

City: State: 7 Zip: 8

- Enter establishment **Location Zoning Category**.
- Select **Continue Application**.



Business Location Zoning Category

LOCATION ZONING CATEGORY

Provide the establishment location zoning category: 9

Excess Marijuana Grower Application Instructions

Adult-Use Marijuana Establishment Licensing Application Process

- Select **Add a Row** to provide information regarding the ownership of the marijuana establishment to be licensed. Please note, this table pertains to the ownership of the physical marijuana establishment, as opposed to the ownership of the main applicant.

Establishment Ownership Information

OWNERSHIP INFORMATION
Provide the following information regarding ownership of the marijuana establishment to be licensed.

Showing 0-0 of 0

Property Tax ID Number	Owner of Record	Property Street Address	City	State	Zip	Type of Ownership or Use Interest
<div style="display: flex; justify-content: space-between; align-items: center;"> < Add a Row ▼ Edit Selected Delete Selected > </div>						

- Enter **Property Tax ID Number**.
- Enter **Owner of Record**.
- Enter **Property Street Address**.
- Enter **City**.
- Select **State**.
- Enter **Zip Code**.
- Enter **Type of Ownership or Use Interest**.
- Click **Submit**.

OWNERSHIP INFORMATION ×

Provide the following information regarding ownership of the marijuana establishment to be licensed.

* Property Tax ID Number: ?

 1

* Owner of Record: ?

 2

* Property Street Address:

 3

* City:

 4

* State:

--Select-- **5**

* Zip:

 6

* Type of Ownership or Use Interest:

Ex. own, rent, land contract **7**

Submit

←
Cancel

Excess Marijuana Grower Application Instructions

Adult-Use Marijuana Establishment Licensing Application Process

- Enter **Name of municipality in which the marijuana establishment will be located.**
- Enter **City of Municipality.**
- Select **State of Municipality.**
- Enter **Zip Code of Municipality.**
- Select **County of Municipality.**
- Select **Continue Application.**

Municipality Information

MUNICIPALITY INFORMATION

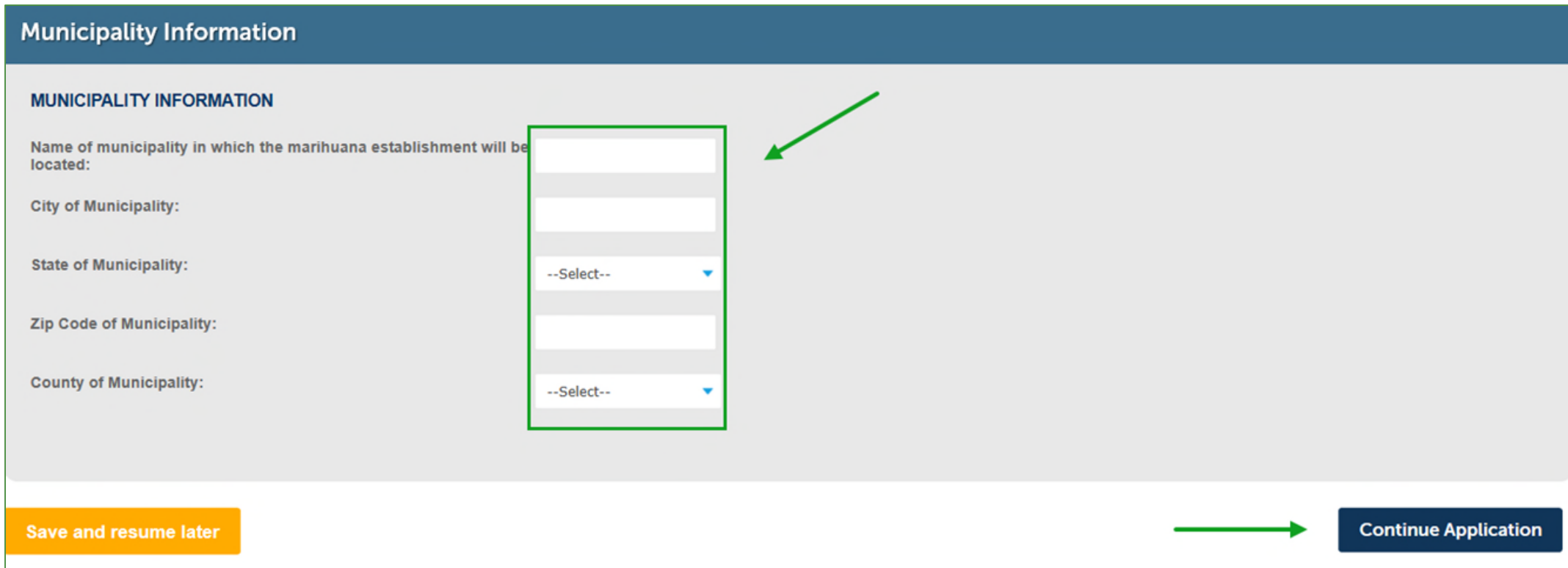
Name of municipality in which the marijuana establishment will be located:

City of Municipality:

State of Municipality:

Zip Code of Municipality:

County of Municipality:



Excess Marijuana Grower Application Instructions

Adult-Use Marijuana Establishment Licensing Application Process

- Enter the number of employees who will work for this marijuana establishment (if unknown, estimate).
- Select ***Continue Application***.

Employee Information

EMPLOYEE INFORMATION

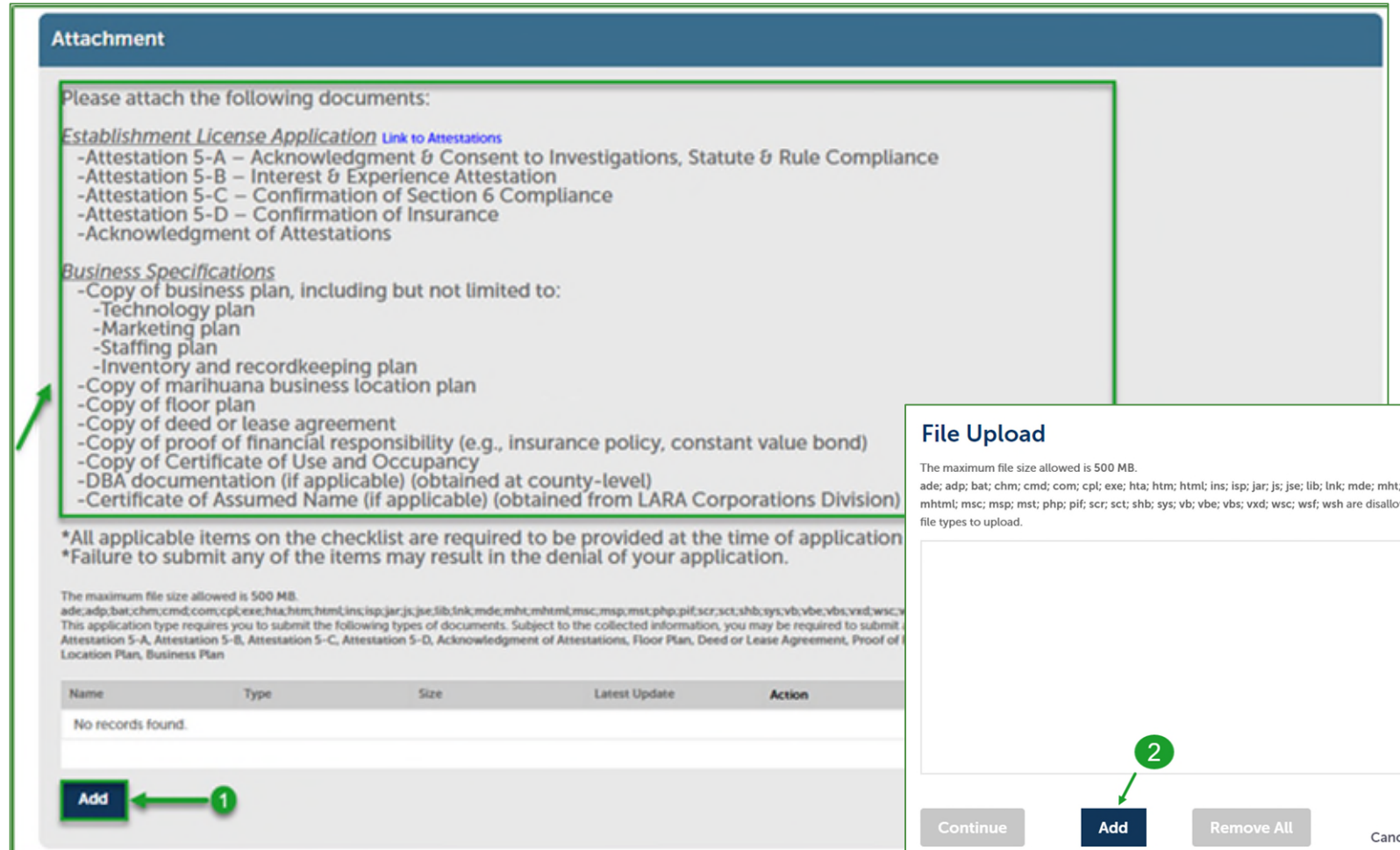
Number of employees who will work for this marijuana establishment (if unknown, estimate):

[Save and resume later](#) [Continue Application »](#)

Excess Marijuana Grower Application Instructions

Adult-Use Marijuana Establishment Licensing Application Process

- All applicable items on the checklist are required to be provided at the time of application submission.
- Failure to submit any of the applicable checklist items may result in the denial of your application.
- Each document in the checklist must be uploaded individually; documents cannot be combined and uploaded as a single PDF.



Attachment

Please attach the following documents:

Establishment License Application [Link to Attestations](#)

- Attestation 5-A – Acknowledgment & Consent to Investigations, Statute & Rule Compliance
- Attestation 5-B – Interest & Experience Attestation
- Attestation 5-C – Confirmation of Section 6 Compliance
- Attestation 5-D – Confirmation of Insurance
- Acknowledgment of Attestations

Business Specifications

- Copy of business plan, including but not limited to:
 - Technology plan
 - Marketing plan
 - Staffing plan
 - Inventory and recordkeeping plan
- Copy of marijuana business location plan
- Copy of floor plan
- Copy of deed or lease agreement
- Copy of proof of financial responsibility (e.g., insurance policy, constant value bond)
- Copy of Certificate of Use and Occupancy
- DBA documentation (if applicable) (obtained at county-level)
- Certificate of Assumed Name (if applicable) (obtained from LARA Corporations Division)

*All applicable items on the checklist are required to be provided at the time of application
 *Failure to submit any of the items may result in the denial of your application.

The maximum file size allowed is 500 MB.
 ade;adp;bat;chm;cmd;com;cpl;exe;hta;htm;html;ins;isp;jar;jse;jse;lib;lnk;mde;mht;mhtml;msc;mst;php;pif;scr;sct;shb;sys;vb;vbe;vbs;vxd;wsc;wsh;ade;adp;bat;chm;cmd;com;cpl;exe;hta;htm;html;ins;isp;jar;jse;jse;lib;lnk;mde;mht;mhtml;msc;mst;php;pif;scr;sct;shb;sys;vb;vbe;vbs;vxd;wsc;wsh are disallowed file types to upload.

Name	Type	Size	Latest Update	Action
No records found.				

Add 1

File Upload ✕

The maximum file size allowed is 500 MB.
 ade;adp;bat;chm;cmd;com;cpl;exe;hta;htm;html;ins;isp;jar;jse;jse;lib;lnk;mde;mht;mhtml;msc;mst;php;pif;scr;sct;shb;sys;vb;vbe;vbs;vxd;wsc;wsh are disallowed file types to upload.

2

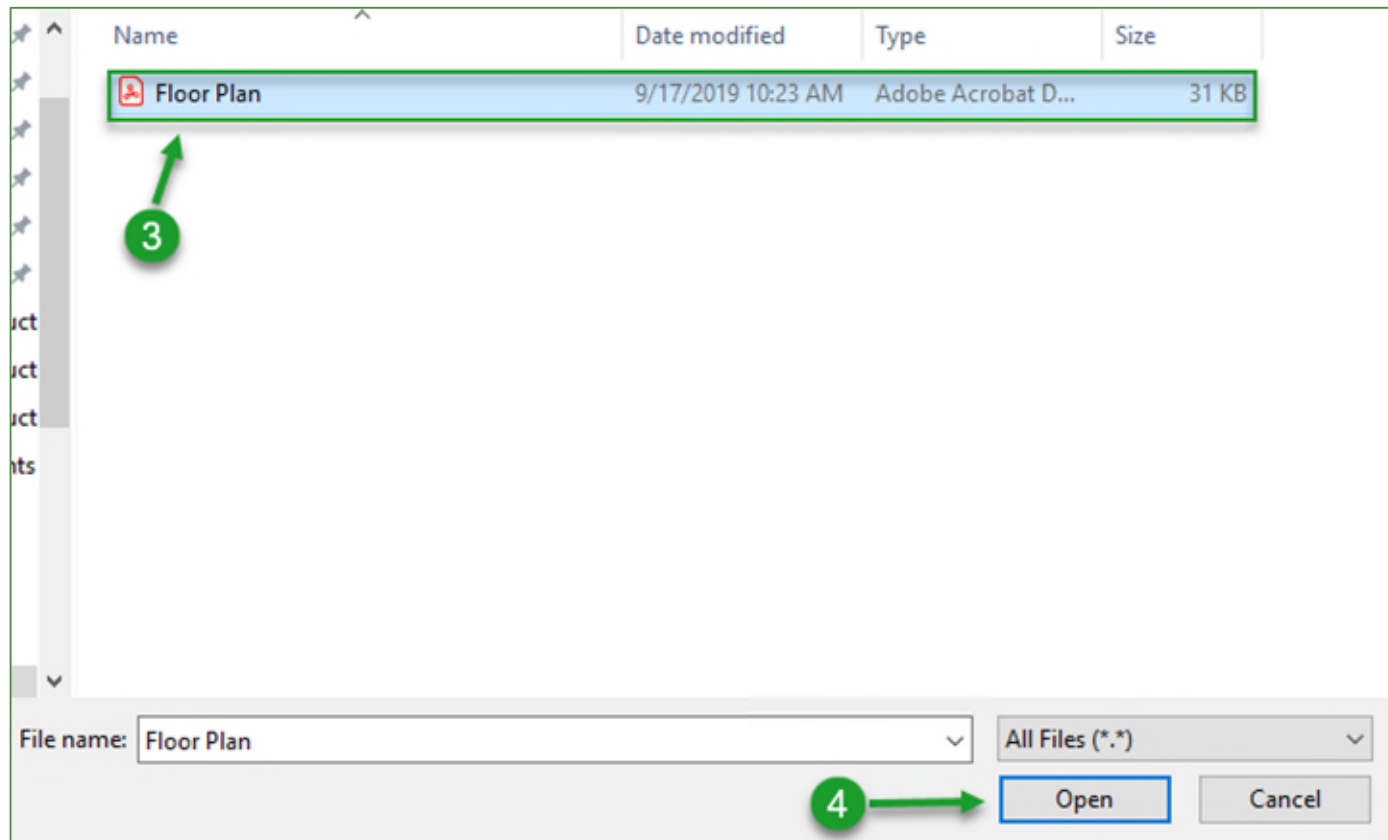
Continue **Add** Remove All Cancel

- To attach documents, Select **Add** on the attachments page.
- Select **Add** on the file upload pop out window.

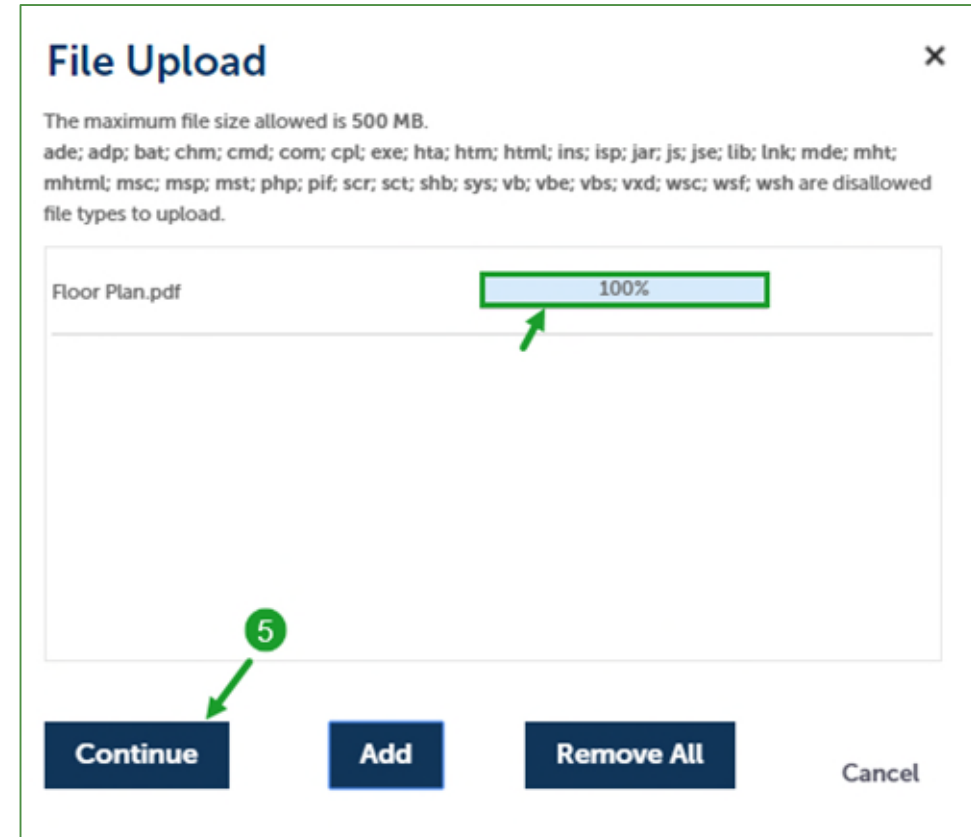
Excess Marijuana Grower Application Instructions

Adult-Use Marijuana Establishment Licensing Application Process

- **Select** and **Open** the file(s) you wish to upload.
 - Attachments should be uploaded in PDF format.
 - Files should be named according to their document type. For example, the Floor Plan PDF should be named "Floor Plan".



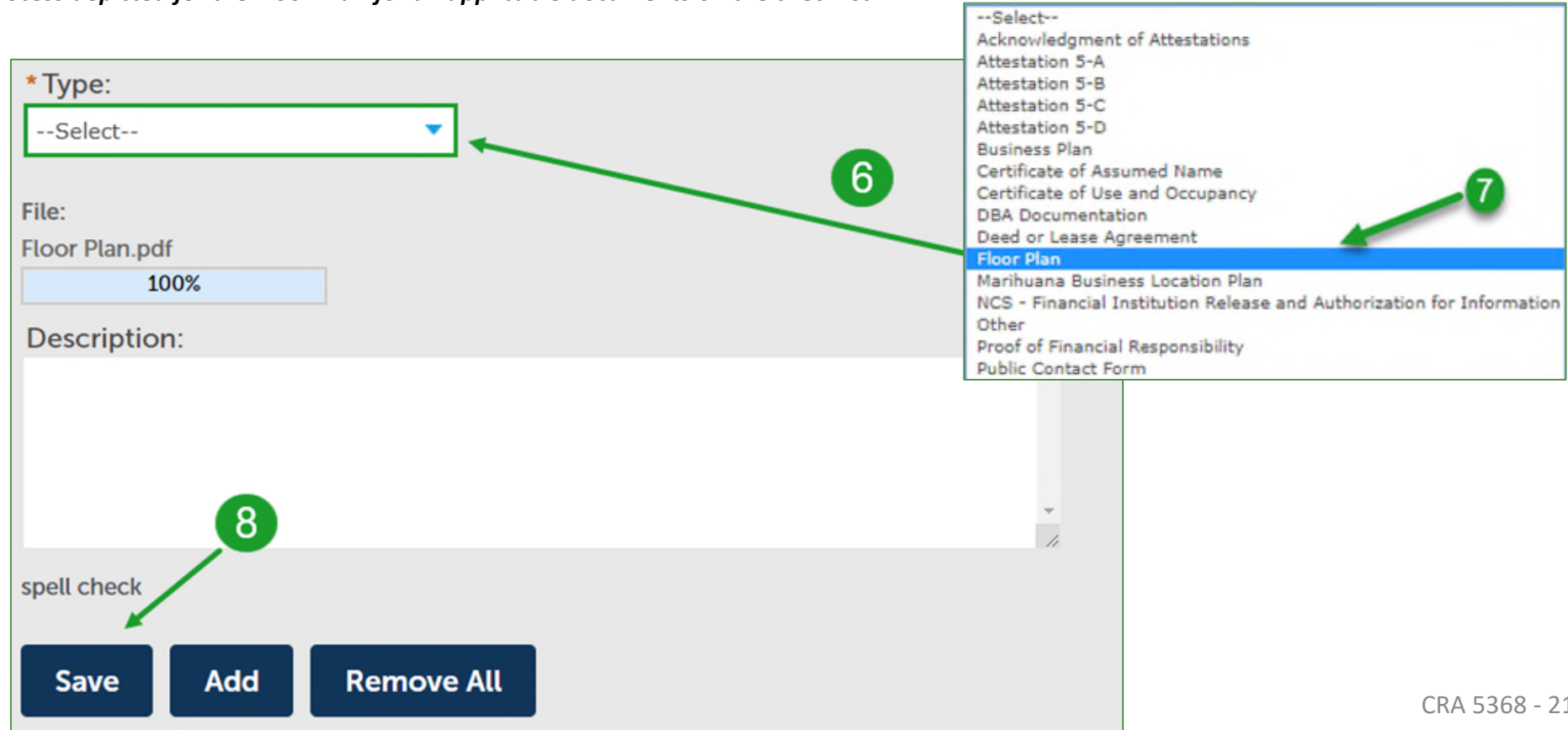
- Confirm the file(s) are 100% uploaded and select **Continue**.



Excess Marijuana Grower Application Instructions

Adult-Use Marijuana Establishment Licensing Application Process

- Select document **Type**.
- All documents on the checklist have a corresponding type. You must choose the corresponding document type for each document that is uploaded. For example, when uploading the Floor Plan, you must select the “Floor Plan” type.
- Select **Save**.
- **You must repeat the process depicted for the Floor Plan for all applicable documents on the checklist.**



The screenshot shows a form with the following fields and elements:

- *Type:** A dropdown menu with "--Select--" selected. A green circle with the number 6 is next to it, and a green arrow points from the dropdown to the expanded menu.
- File:** "Floor Plan.pdf" with a progress bar at 100%.
- Description:** A text area.
- spell check:** A checkbox with a green circle containing the number 8 and a green arrow pointing to it.
- Buttons:** "Save", "Add", and "Remove All".

The expanded dropdown menu lists the following options:

- Select--
- Acknowledgment of Attestations
- Attestation 5-A
- Attestation 5-B
- Attestation 5-C
- Attestation 5-D
- Business Plan
- Certificate of Assumed Name
- Certificate of Use and Occupancy
- DBA Documentation
- Deed or Lease Agreement
- Floor Plan** (highlighted in blue)
- Marihuana Business Location Plan
- NCS - Financial Institution Release and Authorization for Information
- Other
- Proof of Financial Responsibility
- Public Contact Form

A green circle with the number 7 is next to "Floor Plan" in the menu, and a green arrow points from it to the "Floor Plan" option.

Excess Marijuana Grower Application Instructions

Adult-Use Marijuana Establishment Licensing Application Process

- After all applicable documents have been uploaded and their corresponding document types have been selected and saved, select **Continue Application**.

Attachment

Please attach the following documents:

Establishment License Application [Link to Attestations](#)

- Attestation 5-A – Acknowledgment & Consent to Investigations, Statute & Rule Compliance
- Attestation 5-B – Interest & Experience Attestation
- Attestation 5-C – Confirmation of Section 6 Compliance
- Attestation 5-D – Confirmation of Insurance
- Acknowledgment of Attestations

Business Specifications

- Copy of business plan, including but not limited to:
 - Technology plan
 - Marketing plan
 - Staffing plan
 - Inventory and recordkeeping plan
- Copy of marijuana business location plan
- Copy of floor plan
- Copy of deed or lease agreement
- Copy of proof of financial responsibility (e.g., insurance policy, constant value bond)
- Copy of Certificate of Use and Occupancy
- DBA documentation (if applicable) (obtained at county-level)
- Certificate of Assumed Name (if applicable) (obtained from LARA Corporations Division)

*All applicable items on the checklist are required to be provided at the time of application submission.
*Failure to submit any of the items may result in the denial of your application.

The maximum file size allowed is 500 MB.
adp,adp,bae,cbm,cmd,com,cpl,ese,ha,htm,html,inc,ip,ip,jar,jsp,lib,lnk,mde,mhc,mhtml,misc,msg,msi,php,pif,scr,scr,shb,sys,txt,vbe,vbs,xml,xsl,xsl,wsc,xsl,wsb are disallowed file types for upload.
This application type requires you to submit the following types of documents. Subject to the collected information, you may be required to submit additional documents prior to approval.
Attestation 5-A, Attestation 5-B, Attestation 5-C, Attestation 5-D, Acknowledgment of Attestations, Floor Plan, Deed or Lease Agreement, Proof of Financial Responsibility, Certificate of Use and Occupancy, Marijuana Business Location Plan, Business Plan

Name	Type	Size	Latest Update	Action
Page 2 - Attestation 5-A - Acknowledgment & Consent to Investigations, Statute...pdf	Attestation 5-A	291.00 KB	04/01/2020	Actions ▾
Page 3 - Attestation 5-B - Interest & Experience Attestation.pdf	Attestation 5-B	295.80 KB	04/01/2020	Actions ▾
Page 6 - Acknowledgment of Attestations.pdf	Acknowledgment of Attestations	271.07 KB	04/01/2020	Actions ▾
Page 5 - Attestation 5-D - Confirmation of Insurance.pdf	Attestation 5-D	320.95 KB	04/01/2020	Actions ▾
Page 4 - Attestation 5-C - Confirmation of Section 6 Compliance_11.12.19.pdf	Attestation 5-C	329.88 KB	04/01/2020	Actions ▾

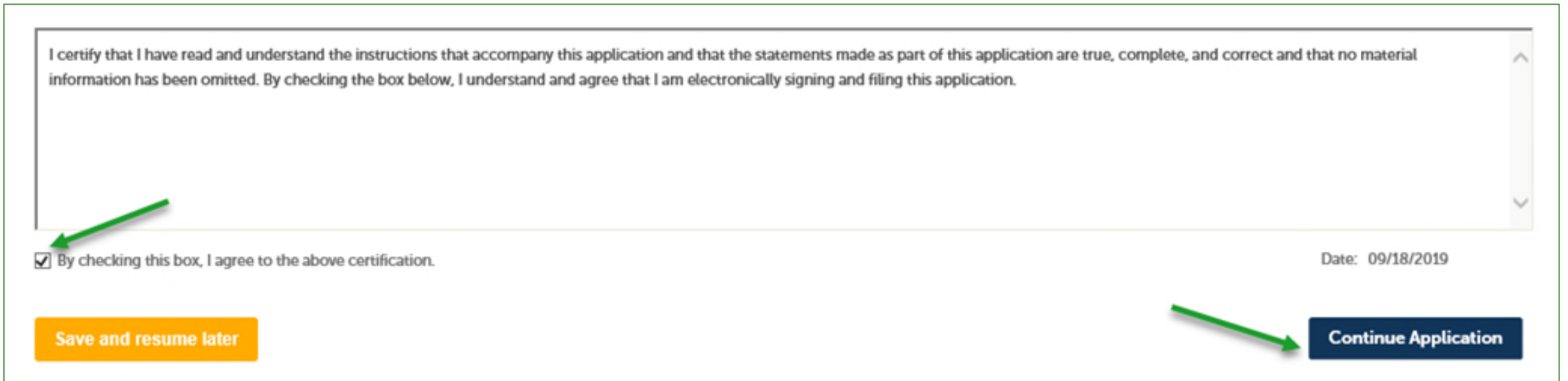
Add

Save and resume later
Continue Application

Excess Marijuana Grower Application Instructions

Adult-Use Marijuana Establishment Licensing Application Process

- After reviewing the marijuana establishment license application, **Check** the box to electronically sign and file the application thus certifying that the application is true, complete, correct, and that no material information has been omitted.
- Select **Continue Application** to submit the application.

A screenshot of a web application interface. At the top, a text box contains a certification statement: "I certify that I have read and understand the instructions that accompany this application and that the statements made as part of this application are true, complete, and correct and that no material information has been omitted. By checking the box below, I understand and agree that I am electronically signing and filing this application." Below this text box is a checked checkbox with the text "By checking this box, I agree to the above certification." To the right of the checkbox, the date "Date: 09/18/2019" is displayed. At the bottom left, there is an orange button labeled "Save and resume later". At the bottom right, there is a dark blue button labeled "Continue Application". Two green arrows are overlaid on the image: one points to the checkbox, and the other points to the "Continue Application" button.

Excess Marijuana Grower Application Instructions

Adult-Use Marijuana Establishment Licensing Application Process


- The marijuana establishment state license application has now been submitted. Retain a copy of the record number.

[Home](#) [Medical Facility Licensing](#) **[Adult-Use Establishment Licensing](#)** [Facility & Establishment Complaints](#) [Registry Cards](#)

[Create an Application](#) [Search Applications](#)

Excess Marijuana Grower

1	2	3	4	5 Review	6 Record Issuance
---	---	---	---	----------	-------------------

 Your application has been successfully submitted.
Please print your record and retain a copy for your records.

Thank you for using our online services.
Your Record Number is AU-GA-EX-000064.

Excess Marijuana Grower Application Instructions

Adult-Use Marijuana Establishment Licensing Application Process

- The person completing the application and the main applicant will receive the below email containing:
 - The license application number.
 - The application name.

Dear Entity 1, LLC,

You have successfully submitted your application for licensure. Below is the application record number and name. Make sure to retain this number for your records.

License Application Number: AU-GA-EX-000064

Application Name: Entity 1, LLC

You can also view the application for licensure status under the MY RECORDS tab on the citizen portal.

Thank you,

Cannabis Regulatory Agency

Adult-Use Licensing

(517) 284-8599

CRA-AdultUseLicensing@michigan.gov

www.michigan.gov/cra



Excess Marijuana Grower Application Instructions

Adult-Use Marijuana Establishment Licensing Application Process

Cannabis Regulatory Agency

Phone:(517) 284-8599

Website: www.michigan.gov/CRA

Email: CRA-Adult-Use-Marijuana@Michigan.gov