



# Statistical Report

April 1, 2019 – June 30, 2019

# Table of Contents

<b>Medical Marijuana Facility Licensing</b> .....	<b>4</b>
1. Executive Summary.....	4
2. Executive Background.....	5
3. Metric Information .....	6
4. Actions Taken by the MRA .....	8
6. Total Number of Licensed Facility Operators in Each License Type .....	10
7. The average amount of time, from receipt to approval or denial, to process and initial application .....	10
8. Revenue collected year to date .....	10
9. Costs of administering the medical marijuana facilities licensing and tracking program.	11
10. Conclusion .....	11
<b>Medical Marijuana Registry Program</b> .....	<b>12</b>
1. Executive Summary.....	12
2. Executive Background.....	13
3. The number of applications filed for registry identification cards .....	14
4. The number of qualifying patients and primary caregivers approved in each county .....	14
5. The nature of the debilitating medical conditions of the qualifying patients .....	17
6. The number of registry identification cards revoked.....	18
7. The number of physicians providing written certifications for qualifying patients.....	18
8. The number of initials, renewal and online applications received.....	19
9. The number of initial applications issued, and the initial applications denied .....	20
10. The average amount of time, from receipt to approval or denial, to process an initial application .....	21
11. The number of renewal applications issued, and the number of renewal applications denied .....	22
12. The average amount of time, from receipt to approval or denial, to process a renewal application .....	23
13. The percentage of initial applications not approved or denied within the time requirements established in section 6 of the Michigan Medical Marijuana Act, 2008 IL 1, MCL 333.26426.....	24
14. The percentage of renewal applications not approved or denied within the time requirements established in section 6 of the Michigan Medical Marijuana Act, 2008 IL 1, MCL 333.26426.....	24
15. The percentage of registry cards for approved initial applications not issued within the time requirements established in section of the Michigan Medical Marijuana Act, 2008 IL 1, MCL 333.26426 .....	24

16. The percentage of registry cards for approved renewal applications not issued within the time requirements established in section of the Michigan Medical Marihuana Act, 2008 IL 1, MCL 333.26426 .....	24
17. The amount collected from the medical marihuana program applications and renewal fees authorized in section 5 of the Michigan medical marihuana act, 2008 IL 1, MCL 333.26425 .....	25
18. The costs of administering the Michigan Medical Marihuana Act, 2008 IL 1, MCL 333.26421 to 333.26430.....	26
19. Conclusion .....	26



Governor  
Gretchen Whitmer



Director  
Orlene Hawks

## Medical Marijuana Facility Licensing

### 1. Executive Summary

The *Marijuana Regulatory Agency Quarterly Report* contains the reporting requirements pursuant to both MCL 333.27302(l) and 333.27702 and Section 519 of Public Act 107 of 2017.

The Medical Marijuana Facilities Licensing Act, Section 302(l) [MCL 333.27302 (l)] states:

*MRA's duties include all the following:*

*Reviewing the patterns of marijuana transfers by the licensees under this act as recorded in a statewide database established for use in administering and enforcing this act and making recommendations to the governor and the legislature in a written annual report to the governor and the legislature and additional reports that the governor requests. The annual report shall be submitted by April 15 of each year and shall include the report required under section 702, a statement of receipts and disbursements by the MRA, the actions taken by the MRA, and any additional information and recommendations that the MRA considers appropriate or that the governor requests.*

The Medical Marijuana Facilities Licensing Act, Section 702 [MCL 333.27702] states:

*The MRA shall submit with the annual report to the governor under section 302(k) (sic) and to the chairs of the legislative committees that govern issues related to marijuana facilities a report covering the previous year. The report shall include an account of the MRA actions, its financial position, results of operation under this act, and any recommendations for legislation that the MRA considers advisable.*

Public Act 208 of 2018 requires the following:

*Sec. 512. The department shall submit a report regarding the medical marijuana facilities licensing and tracking program to the standing committees on appropriations of the senate and house, the senate and house fiscal agencies, and the state budget director by March 1. The report shall include, but is not limited to, the following:*

- a. *The number of initial license applications received for each license category.*
- b. *The number of initial applications approved, and the number of initial license applications denied.*
- c. *The average amount of time, from receipt to approval or denial, to process an initial application.*
- d. *The total number of license applications approved by license category.*
- e. *The total amount collected from application fees and regulatory assessments.*
- f. *The costs of administering the medical marijuana facilities licensing and tracking program.*

Pursuant to these requirements, this report has been reviewed by the MRA and prepared and issued electronically to the Governor, chairs of the legislative committees that govern issues related to marijuana facilities, chairs of the House and Senate appropriations standing committees, the House and Senate Fiscal Agencies, and the state budget director to meet the annual, March 1 and April 15 reporting requirements. In addition, this report is also online under the following locations:

- The Marijuana Regulatory Agency (MRA) website at: [www.michigan.gov/mra](http://www.michigan.gov/mra)
- The All About LARA section - Legislative Reports of the Department of Licensing and Regulatory Affairs website at: [www.michigan.gov/lara](http://www.michigan.gov/lara)

## **2. Executive Background**

The Medical Marijuana Facilities Licensing Act (MMFLA) is a state licensing program administered by the Marijuana Regulatory Agency (MRA), Michigan Department of Licensing and Regulatory Affairs (LARA). The program administers the MMFLA and Marijuana Tracking Act (MTA) as enacted on December 20, 2016. The agency implements the statutory tenets of this act in such a manner that protects the public and assures the safe acquisition of marijuana for patients throughout Michigan.

Specifically, the information provided in this report is based on data from April 1, 2019 through June 30, 2019.

### 3. Metric Information

04/01/2019 – 06/30/2019	
Total Sales	\$ 69,854,356.96
Total Weight Sold in Pounds	11,720.54
Avg Price Flower (mean)	\$ 184.60 per oz
Avg Price Flower (median)	\$ 219.95 per oz

	Active	Destroyed	On Hold
Immature Plants	4,289	19,982	0
Plants	52,495	10,061	0
Vegetative	37,859	9,018	0
Flowering	14,636	1,043	0
Harvested	31,545	0	0

Packages - Active	55,944
On Hold	59
In Transit	986
Finished	30,331
Discontinued	2,239

Transfers	4,109
Overdue	13
Voided	145

## Sales by Product Type

APRIL	Product Type	Pounds Sold	Fluid Ounces Sold	Total Sales
	Flower	3,851.93	--	\$10,760,855.43
	Shake/Trim	338.42	--	\$415,298.01
	Concentrate	732.93	--	\$7,618,246.61
	Infused-Edible	7,416.79	--	\$1,672,506.59
	Infused Non-Edible Solid	349.26	--	\$158,916.71
	Infused Liquid	--	10,644.33	\$251,468.29
	Infused Non-Edible Liquid	--	986.15	\$24,673.85
	<b>April Total</b>	<b>12,689.32</b>	<b>11,630.47</b>	<b>\$20,901,965.49</b>

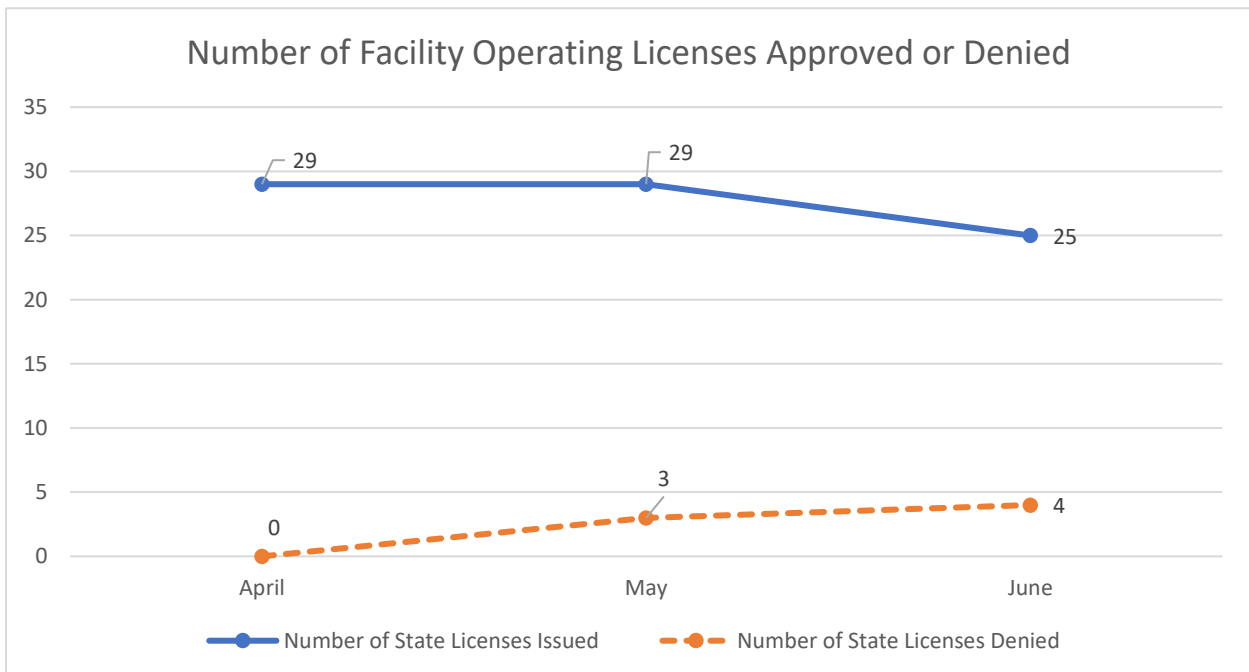
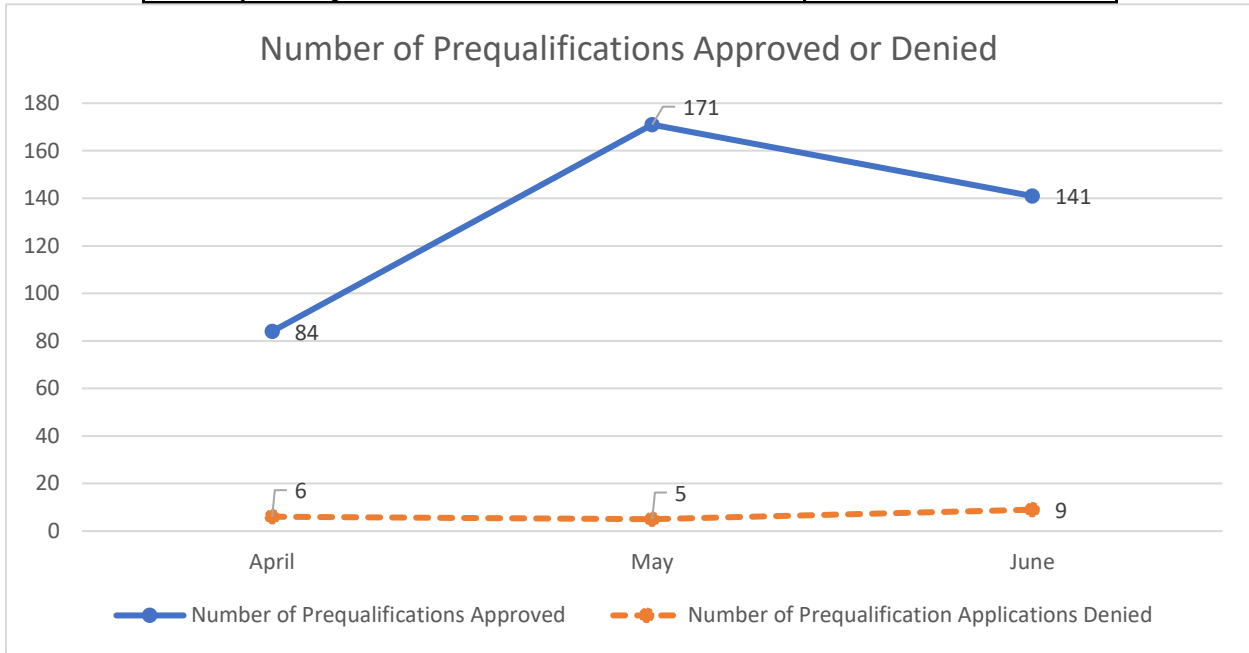
MAY	Product Type	Pounds Sold	Fluid Ounces Sold	Total Sales
	Flower	3,861.46	--	\$11,463,094.56
	Shake/Trim	332.35	--	\$437,624.12
	Concentrate	783.40	--	\$8,829,608.66
	Infused-Edible	5,852.49	--	\$1,762,615.67
	Infused Non-Edible Solid	360.80	--	\$181,857.43
	Infused Liquid	--	9,205.78	\$265,323.32
	Infused Non-Edible Liquid	--	1,166.36	\$22,237.30
<b>May Total</b>	<b>11,190.51</b>	<b>10,372.14</b>	<b>\$22,962,361.06</b>	

JUNE	Product Type	Pounds Sold	Fluid Ounces Sold	Total Sales
	Flower	4,007.15	--	\$12,504,505.35
	Shake/Trim	283.67	--	\$544,446.64
	Concentrate	896.29	--	\$10,382,491.92
	Infused-Edible	7,041.60	--	\$2,097,729.68
	Infused Non-Edible Solid	337.02	--	\$189,539.99
	Infused Liquid	--	9,792.31	\$259,568.86
	Infused Non-Edible Liquid	--	1,081.12	\$11,747.97
<b>June Total</b>	<b>12,565.74</b>	<b>10,873.43</b>	<b>\$25,990,030.41</b>	

TOTAL	Product Type	Pounds Sold	Fluid Ounces Sold	Total Sales
	Flower	11,720.54	--	\$34,728,455.34
	Shake/Trim	954.44	--	\$1,397,368.77
	Concentrate	2,412.62	--	\$26,830,347.19
	Infused-Edible	20,310.89	--	\$5,532,851.94
	Infused Non-Edible Solid	1,047.08	--	\$530,314.13
	Infused Liquid	--	29,642.42	\$776,360.47
	Infused Non-Edible Liquid	--	3,233.63	\$58,659.12
	<b>Apr 1, 2019 - June 30, 2019 Total</b>	<b>36,445.57</b>	<b>32,876.05</b>	<b>\$69,854,356.96</b>

#### 4. Actions Taken by the MRA

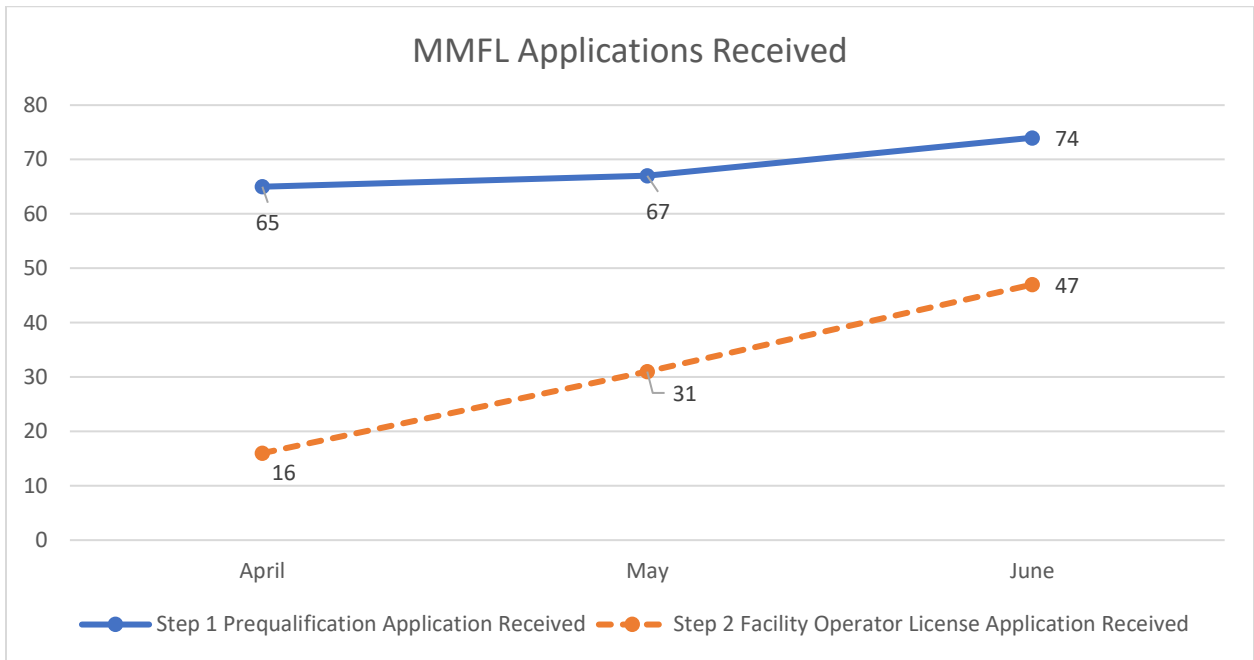
Action Taken	Count
Prequalification Applications Approved	396
Prequalification Applications Denied	20
License Applications Approved	83
License Applications Denied	7
Disciplinary Action Taken	0





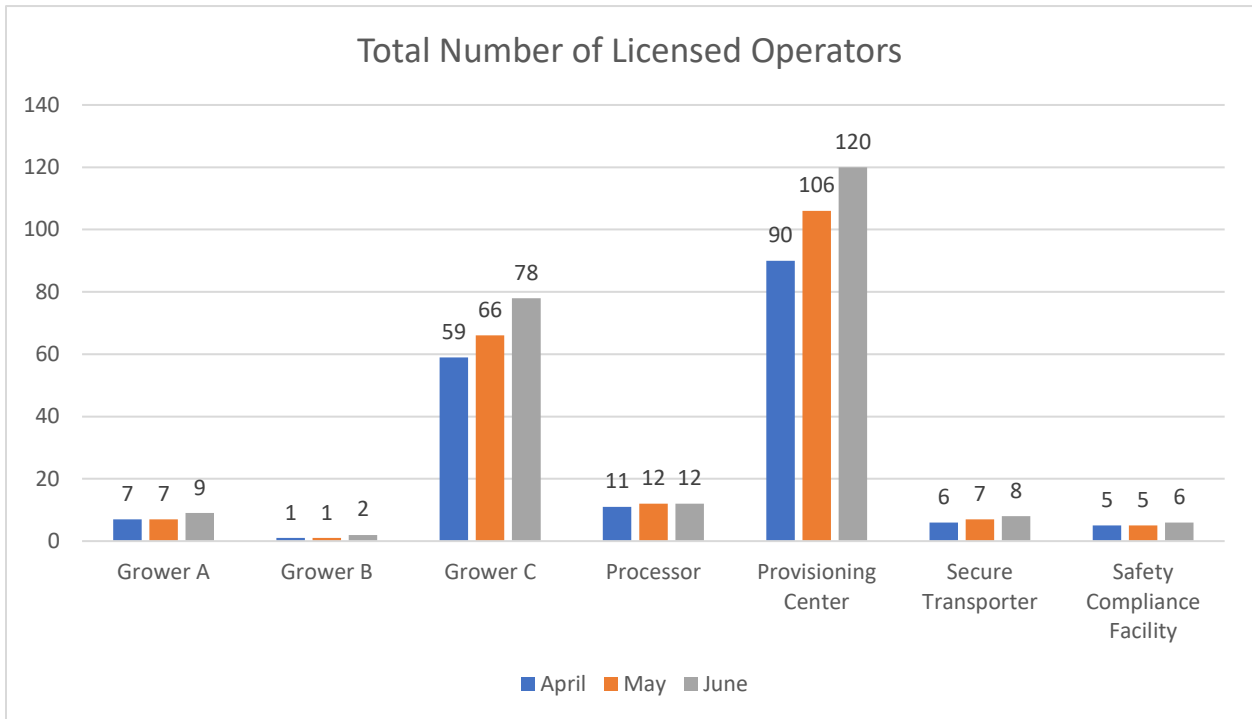
**5. Total number of prequalification applications and facility operating license applications received**

	Prequalification Applications Received	Facility Operator License Applications Received
April	69	30
May	63	35
June	75	47



**6. Total Number of Licensed Facility Operators in Each License Type**

	Grower A	Grower B	Grower C	Processor	Provisioning Center	Secure Transporter	Safety Compliance Facility
April	7	1	59	11	90	6	5
May	7	1	66	12	106	7	5
June	9	2	78	12	120	8	6



**7. The average amount of time, from receipt to approval or denial, to process an initial application**

The average amount of time to process an initial application is 68 days.

**8. Revenue collected year to date**

<b>Month</b>	<b>Amount Collected</b>
April	\$1,279,137.92
May	\$2,408,063.13
June	\$2,450,000.00
<b>Quarterly Total</b>	<b>\$6,137,201.05</b>
<b>2019 Year to Date Total</b>	<b>\$10,936,636.98</b>

**9. Costs of administering the medical marihuana facilities licensing and tracking program (year to date)**

\$14,182,292

**10. Conclusion**

The Marijuana Regulatory Agency’s executive and legislative charge is the oversight of medical marijuana in Michigan. This includes the administration and oversight of the MMFLA. The information contained in this report is required pursuant to MCL 333.27302(l) and 333.27702 and Section 512 of Public Act 208 of 2018 and provides specific information regarding: applications submitted, applications approved, applications denied, licenses issued, revenue, expenditures, and timeliness information of the MRA for the time period beginning April 1, 2019 through June 30, 2019.

## Medical Marijuana Registry Program

### **1. Executive Summary**

The *Marijuana Regulatory Agency Quarterly Report* contains the reporting requirements pursuant to both MCL 333.26426(i) (1), (2), (3), (4) and (5) and Section 505 of Public Act 207 of 2018.

The Michigan Medical Marijuana Act, Initiated Law 1 of 2008, Section 6 (i) [MCL 333.26426 (i) (1), (2), (3), (4) and (5)] states: The department shall submit to the legislature an annual report that does not disclose any identifying information about qualifying patients, primary caregivers, or physicians, but does contain, at a minimum, all of the following information:

- a. *The number of applications filed for registry identification cards.*
- b. *The number of qualifying patients and primary caregivers approved in each county.*
- c. *The nature of the debilitating medical conditions of the qualifying patients.*
- d. *The number of registry identification cards revoked.*
- e. *The number of physicians providing written certifications for qualifying patients.*

Sec. 505. *The department shall submit a report by January 31 to the standing committees on appropriations of the senate and house of representatives, the fiscal agencies, and the state budget director that includes all of the following information for the prior fiscal year regarding the medical marijuana program under the Michigan medical marijuana act, 2008 IL 1, MCL 333.26421 to 333.26430:*

- a. *The number of initial applications received.*
- b. *The number of initial applications approved, and the number of initial applications denied.*
- c. *The average amount of time, from receipt to approval or denial, to process an initial application.*
- d. *The number of renewal applications received.*
- e. *The number of renewal applications approved, and the number of renewal applications denied.*
- f. *The average amount of time, from receipt to approval or denial, to process a renewal application. The percentage of initial applications not approved or denied within the time requirements established in section 6 of the Michigan medical marijuana act, 2008 IL 1, MCL 333.26426.*
- g. *The percentage of renewal applications not approved or denied within the time requirements established in section 6 of the Michigan medical marijuana act, 2008 IL 1, MCL 333.26426.*
- h. *The percentage of registry cards for approved initial applications not issued within the time requirements established in section 6 of the Michigan medical marijuana act, 2008 IL 1, MCL 333.26426.*

- i. *The percentage of registry cards for approved renewal applications not issued within the time requirements established in section 6 of the Michigan medical marihuana act, 2008 IL 1, MCL 333.26426.*
- j. *The amount collected from the medical marihuana program application and renewal fees authorized in section 5 of the Michigan medical marihuana act, 2008 IL 1, MCL 333.26425.*
- k. *The costs of administering the medical marihuana program under the Michigan medical marihuana act, 2008 IL 1, MCL 333.26421 to 333.26430.*

Pursuant to these requirements, this report has been prepared and issued electronically to the House and Senate appropriations standing committees, House and Senate Fiscal Agencies, and the state budget director to meet the both the annual and January 31 reporting requirements. In addition, this report is also online under the following locations:

The Marijuana Regulatory Agency (MRA) website at: [www.michigan.gov/MRA](http://www.michigan.gov/MRA)

The All About LARA section - Legislative Reports of the Department of Licensing and Regulatory Affairs website at: [www.michigan.gov/lara](http://www.michigan.gov/lara)

## **2. Executive Background**

The Michigan Medical Marijuana Program (MMMP) is a state registry program within the Marijuana Regulatory Agency, Michigan Department of Licensing and Regulatory Affairs (LARA). The program administers the Michigan Medical Marihuana Act as approved by Michigan voters on November 4, 2008. The program implements the statutory tenets of this act in such a manner that protects the public and assures the confidentiality of its participants.

Specifically, the information provided in this report is based on data from April 1, 2019 through June 30, 2019

**3. The number of applications filed for registry identification cards**

There were 32,515 applications for registry identification cards filed from April 1, 2019 through June 30, 2019.

**4. The number of qualifying patients and primary caregivers approved in each county**

<b>County</b>	<b>Patients</b>	<b>CG Person</b>
ALCONA	480	64
ALGER	293	70
ALLEGAN	3,428	580
ALPENA	796	106
ANTRIM	902	183
ARENAC	910	140
BARAGA	175	30
BARRY	1,711	300
BAY	4,422	420
BENZIE	712	124
BERRIEN	4,441	809
BRANCH	1,614	295
CALHOUN	3,537	660
CASS	1,604	284
CHARLEVOIX	656	110
CHEBOYGAN	628	101
CHIPPEWA	701	119
CLARE	1,261	189
CLINTON	2,028	294
CRAWFORD	588	91
DELTA	938	184
DICKINSON	768	165
EATON	3,773	639
EMMET	698	98
GENESEE	15,331	2,515
GLADWIN	699	120
GOGEBIC	459	98
GRAND TRAVERSE	2,268	377

GRATIOT	892	132
HILLSDALE	1,779	331
HOUGHTON	549	91
HURON	724	71
INGHAM	8,426	1,252
IONIA	1,252	166
IOSCO	849	112
IRON	403	78
ISABELLA	1,154	172
JACKSON	4,993	839
KALAMAZOO	5,135	853
KALKASKA	667	145
KENT	10,722	1,245
KEWEENAW	86	20
LAKE	433	77
LAPEER	3,334	552
LEELANAU	430	59
LENAWEE	4,204	666
LIVINGSTON	4,708	625
LUCE	138	27
MACKINAC	284	38
MACOMB	28,549	3,859
MANISTEE	691	123
MARQUETTE	1,104	302
MASON	886	121
MECOSTA	804	115
MENOMINEE	633	129
MIDLAND	1,964	227
MISSAUKEE	288	63
MONROE	5,056	698
MONTCALM	1,979	401
MONTMORENCY	373	73
MUSKEGON	4,485	588
NEWAYGO	1,666	275
OAKLAND	36,609	4,311
OCEANA	1,174	168
OGEMAW	633	82
ONTONAGON	170	25
OSCEOLA	677	136
OSCODA	215	26

OTSEGO	639	113
OTTAWA	4,498	522
OUT OF STATE	0	10
PRESQUE ISLE	310	58
ROSCOMMON	853	135
SAGINAW	5,149	663
SAINT CLAIR	4,403	609
SAINT JOSEPH	1,499	265
SANILAC	1,153	184
SCHOOLCRAFT	216	45
SHIAWASSEE	2,707	427
TUSCOLA	2,747	486
VAN BUREN	2,524	457
WASHTENAW	12,890	1,384
WAYNE	48,221	5,490
WEXFORD	1,022	197
<b>Total</b>	<b>283,770</b>	<b>39,500</b>



**5. The nature of the debilitating medical conditions of the qualifying patients**

<b><u>Condition</u></b>	<b><u>Sub Total</u></b>	<b><u>Percent</u></b>
Muscle Spasms	5,783	10.29%
Seizures	590	1.05%
Severe Nausea	2,500	4.45%
Severe and Chronic Pain	19,339	34.40%
Rheumatoid Arthritis	476	0.85%
Post-Traumatic Stress Disorder	1,562	2.78%
Glaucoma	464	0.83%
Arthritis	5,874	10.45%
HIV Positive	120	0.21%
Cerebral Palsy	55	0.10%
Parkinson's Disease	74	0.13%
Crohn's Disease	247	0.44%
Cachexia or Wasting Syndrome	166	0.30%
Amyotrophic Lateral Sclerosis	18	0.03%
Chronic Pain	16,095	28.63%
Obsessive Compulsive Disorder	280	0.50%
Inflammatory Bowel Disease	214	0.38%
Tourette's Syndrome	22	0.04%
Agitation of Alzheimer's Disease	17	0.03%
AIDS	16	0.03%
Colitis	127	0.23%
Hepatitis C	239	0.43%

Spinal Cord Injury	109	0.19%
Autism	74	0.13%
Cancer	1,624	2.89%
Ulcerative Colitis	124	0.22%
Nail Patella	2	0.00%

**6. The number of registry identification cards revoked**

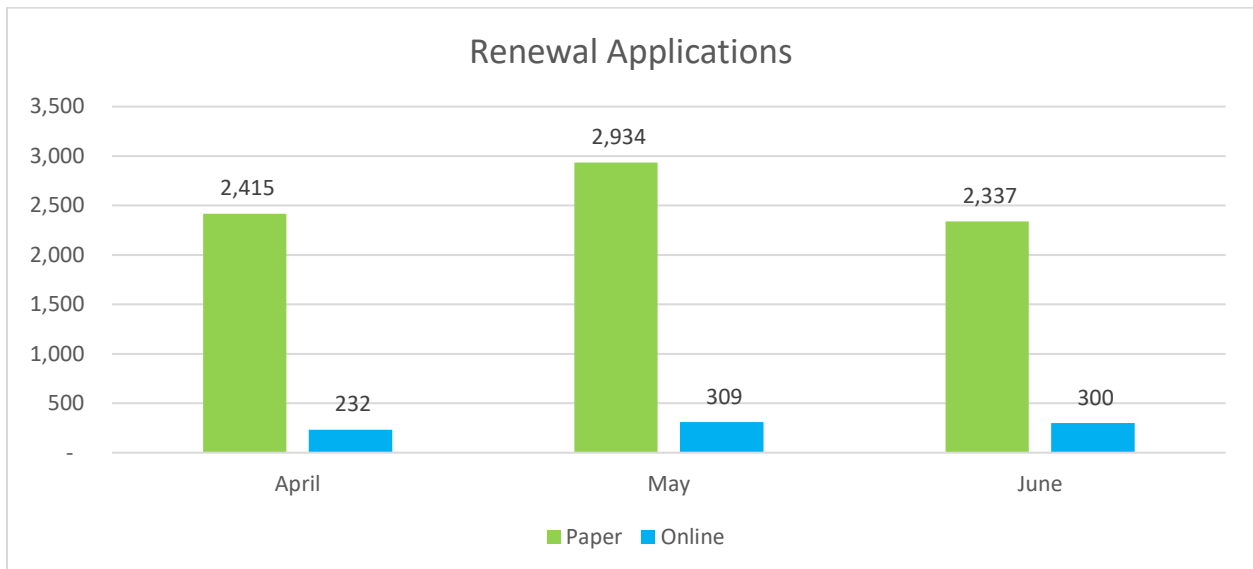
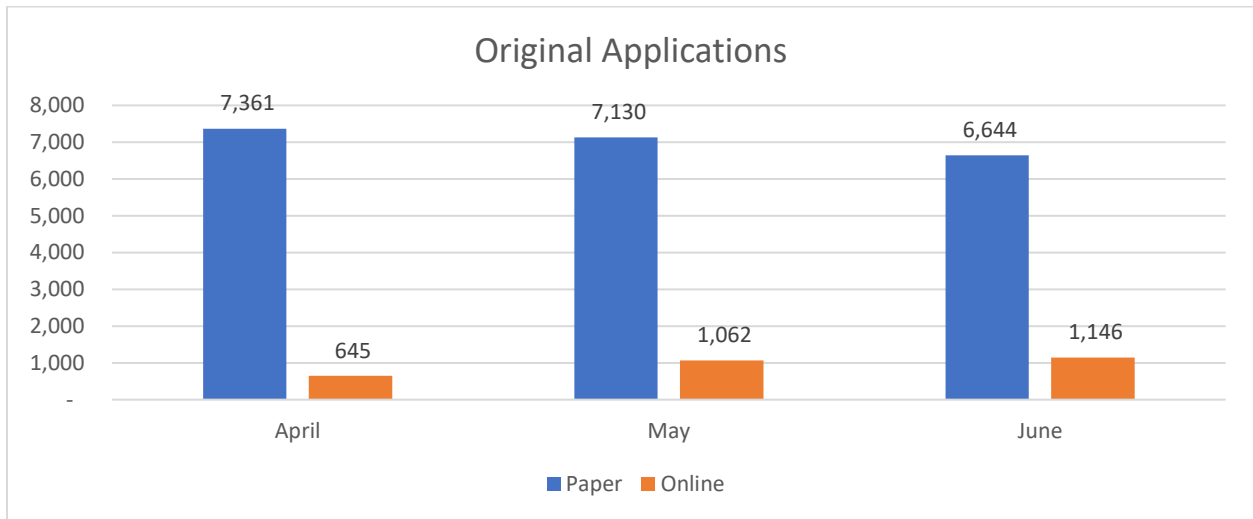
Zero registry cards were revoked between April 1, 2019 and June 30, 2019.

**7. The number of physicians providing written certifications for qualifying patients**

There was a total of 1,408 physicians that provided certifications for qualifying medical marijuana patients from April 1, 2019 through June 30, 2019.

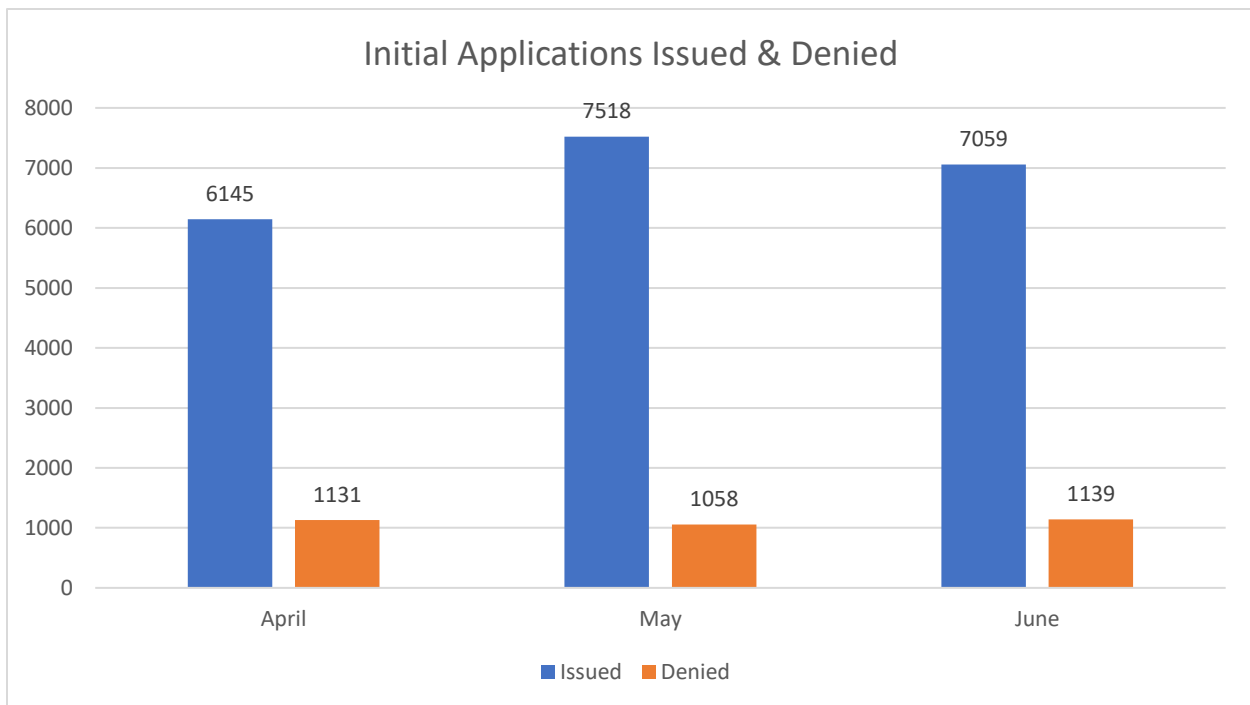
## 8. The number of initial, renewal and online applications received

	Original Applications			Renewals			Monthly Total
	Paper	Online	Total	Paper	Online	Total	
April	7,361	645	8,006	2,415	232	2,647	10,653
May	7,130	1,062	8,192	2,934	309	3,243	11,435
June	6,644	1,146	7,790	2,337	300	2,637	10,427
<b>Total</b>	<b>21,135</b>	<b>2,853</b>	<b>23,988</b>	<b>7,686</b>	<b>841</b>	<b>8,527</b>	<b>32,515</b>



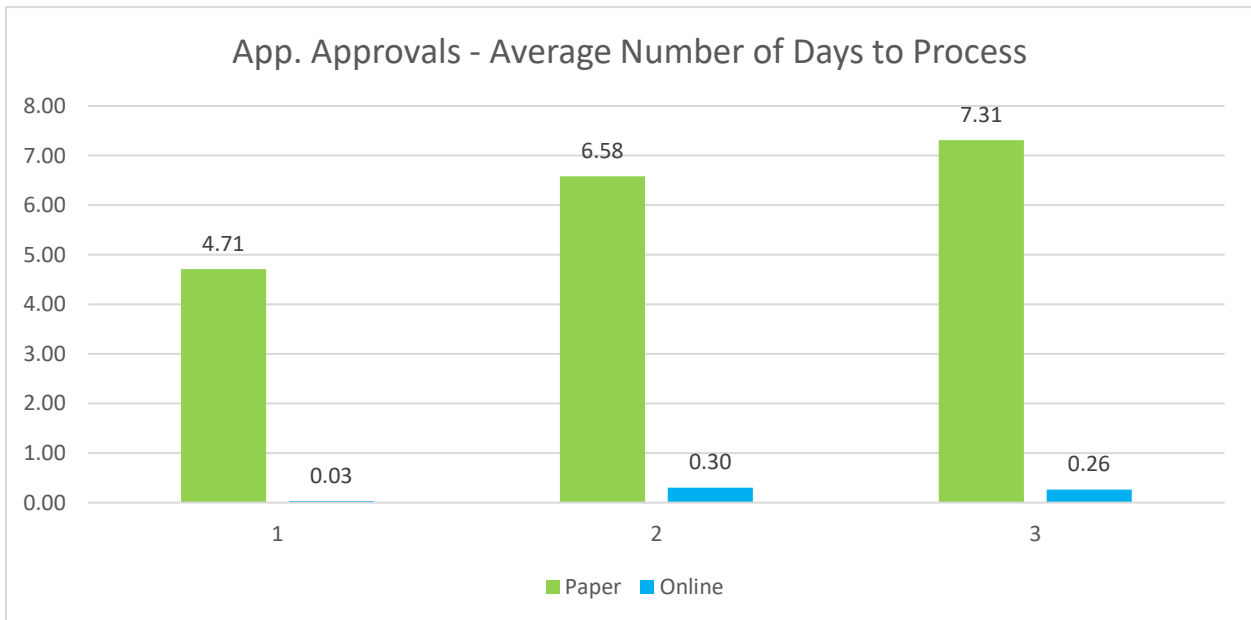
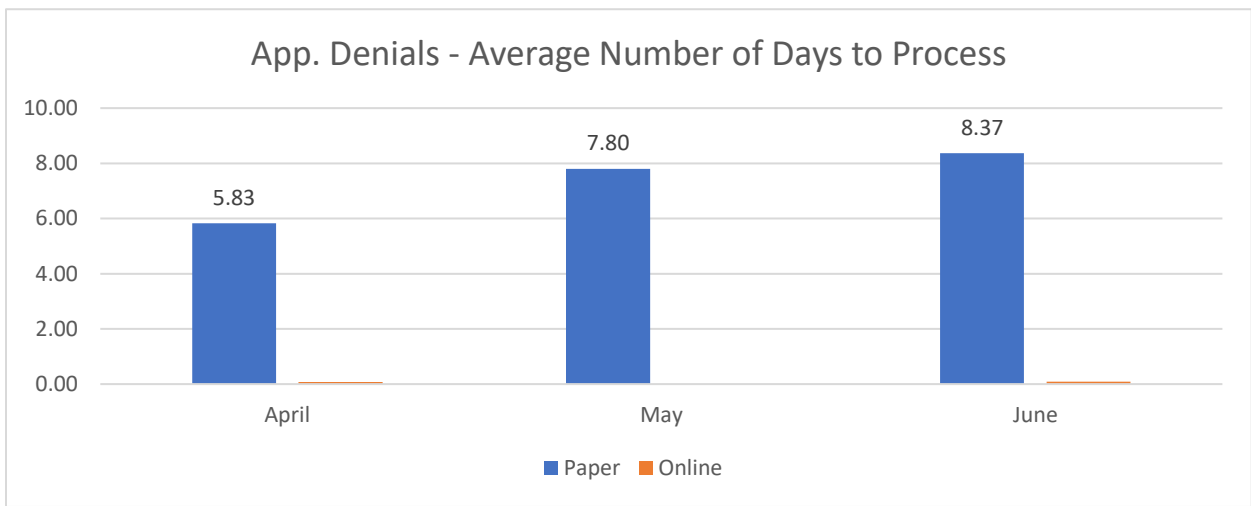
**9. The number of initial applications issued, and the initial applications denied**

Month	Issued	Denied
April	6,145	1,131
May	7,518	1,058
June	7,059	1,139



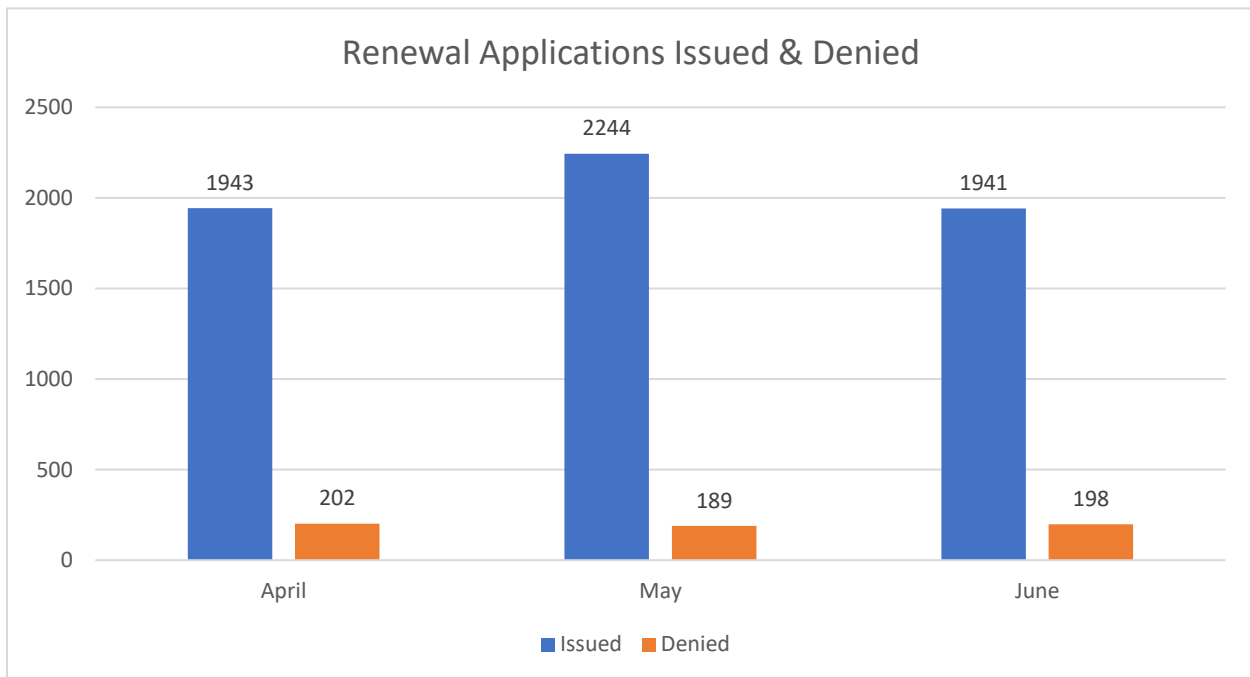
**10. The average amount of time, from receipt to approval or denial, to process an initial application**

	Average # of Days to Process						% Not Compliant
	Denials			Approve			
	Paper	Online	Combined	Paper	Online	Combined	
April	5.83	0.08	5.77	4.71	0.03	1.23	0.01%
May	7.80	0.00	7.63	6.58	0.30	5.71	0.01%
June	8.37	0.09	8.14	7.31	0.26	6.19	0.01%



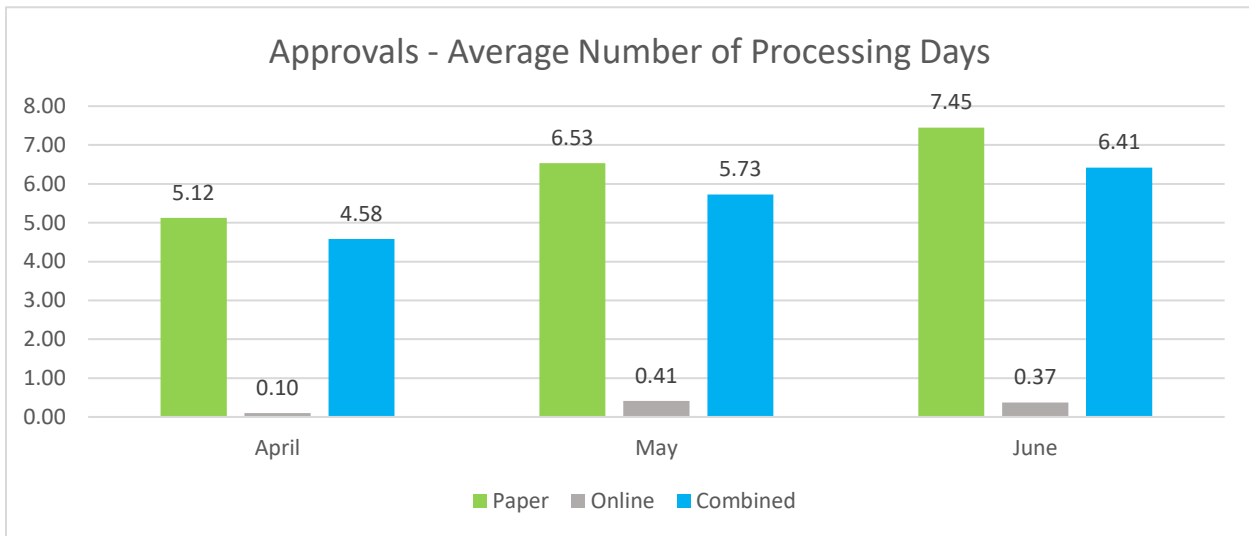
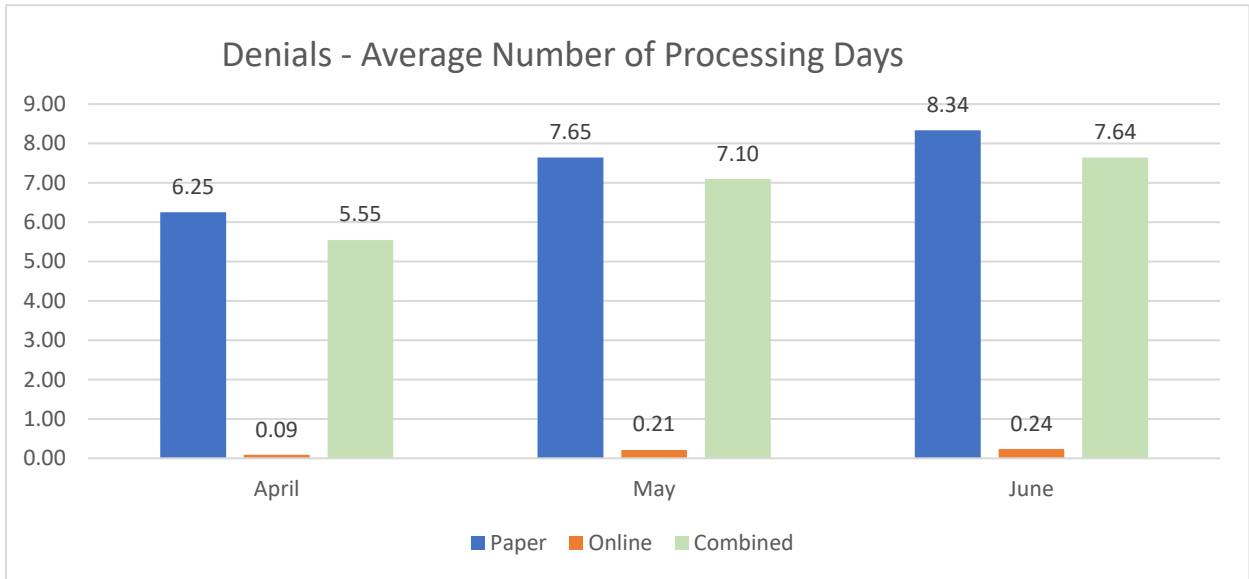
**11. The number of renewal applications issued, and the number of renewal applications denied**

Month	Issued	Denied
April	1,943	202
May	2,244	189
June	1,941	198



**12. The average amount of time, from receipt to approval or denial, to process a renewal application**

	Average # of Days to Process						% Not Compliant
	Denials			Approve			
	Paper	Online	Combined	Paper	Online	Combined	
April	6.25	0.09	5.55	5.12	0.10	4.58	0%
May	7.65	0.21	7.10	6.53	0.41	5.73	0%
June	8.34	0.24	7.64	7.45	0.37	6.41	0%



**13. The percentage of initial applications not approved or denied within the time requirements established in section 6 of the Michigan Medical Marihuana Act, 2008 IL 1, MCL 333.26426**

.01%

**14. The percentage of renewal applications not approved or denied within the time requirements established in section 6 of the Michigan Medical Marihuana Act, 2008 IL 1, MCL 333.26426**

0%

**15. The percentage of registry cards for approved initial applications not issued within the time requirements established in section of the Michigan Medical Marihuana Act, 2008 IL 1, MCL 333.26426**

0%


**16. The percentage of registry cards for approved renewal applications not issued within the time requirements established in section of the Michigan Medical Marihuana Act, 2008 IL 1, MCL 333.26426**

0%



**17. The amount collected from the medical marihuana program applications and renewal fees authorized in section 5 of the Michigan medical marihuana act, 2008 IL 1, MCL 333.26425**

MMMP Amount collected in Fees	
April	\$660,899.41
May	\$738,269.50
June	\$678,015.25



**18. The costs of administering the Michigan Medical Marihuana Act, 2008 IL 1, MCL 333.26421 to 333.26430 (year to date)**

\$3,068,033

**19. Conclusion**

The Marijuana Regulatory Agency's executive and legislative charge is the oversight of medical marijuana in Michigan. This includes the administration and oversight of the MMMP. The information contained in this report is required pursuant to MCL 333.26426 (i) (1), (2), (3), (4) and (5) and Section 505 of PA 207 of 2018 and provides specific information regarding: identification cards, patients and primary caregivers, the nature of debilitating medical conditions of qualifying patients, the number of physicians providing written certifications for qualifying patients, revenue, expenditures, application determinations, and timeliness information of the MMMP for the time period beginning April 1, 2019 through June 30, 2019.