



Michigan's Statewide Housing

Plan

Eastern Upper Peninsula Housing Partnership







Region C

Quarterly Progress Report

October-December 2023

During this period, Region C's partnership was working on planning meetings to kick off the partnership's efforts, as well as beginning preliminary research to ascertain what datapoints would be useful to developers of housing and other stakeholders.

Region C Progress

Goals	Description	Not Started	Just Started	Well Underway	Almost Finished	Goal Met	Notes
Goal 2.2	Increase the availability of statewide, regional, county-level, local/municipal-level, and market-level data on housing needs and opportunities to inform and improve policy, resource, and program decision-making.						No action taken on database selection. Planning kickoff meeting for the Regional Housing Partnership; sending a Doodle poll to RHP members to ascertain a best date and time. A presentation is also being created.
Goal 2.3	Support an expansion of housing that is affordable and fairly assessed by increasing the availability and demographic diversity of workers in the construction, planning and zoning, and real estate industries.						No action taken; owners of KPI have not informed EUP Regional Planning of actions taken.
Goal 3.2	Increase access to stable and affordable quality housing options for households with extremely low incomes.						
Goal 4.1	Increase the supply of the full spectrum of housing that is affordable and attainable to Michigan residents.						Beginning preliminary research to ascertain what data points are needed for developers, etc. Awaiting data from MSHDA.
Goal 4.4	Increase the rehabilitation and/or preservation of housing stock.						
Goal 4.6	Increase missing middle and workforce housing stock to facilitate greater housing choice.						

Region C Building Permits and MSHDA Production in 2023

	Chippewa	Luce	Mackinac	Regional Total
2023 Total Units Permitted	98	2	40	140
Single-family Units	46	2	37	85
Multifamily Units	52	0	3	55
MSHDA Homeless Programs				
Dollars	\$ 30,584	\$ 30,584	\$ 30,583	\$ 91,750
Housing Choice Voucher Program				
Dollars	\$ 661,867	\$ 5,480	\$ 71,906	\$ 739,253
HOME Program				
# of Transactions	--	--	--	--
Dollars	--	--	--	--
Homeownership Programs				
# of Transactions	8	--	1	9
Dollars	\$ 1,057,840	--	\$ 104,694	\$ 1,162,534
Homeowner Assistance Fund				
# of Transactions	11	3	8	22
Dollars	\$ 48,478	\$ 9,233	\$ 56,265	\$ 113,976
Low Income Housing Tax Credit Program				
# 4% Transactions	--	--	--	--
Dollars Allocated	--	--	--	--
# 9% Transactions	--	--	--	--
Dollars Allocated	--	--	--	--
Missing Middle Program				
# of Transactions	2	--	--	2
Dollars	\$ 1,749,000	--	--	\$ 1,749,000
MIHOPE Program				
# of Transactions	--	--	--	--
Dollars	--	--	--	--
MSHDA Mod				
# of Transactions	--	--	--	--
Dollars	--	--	--	--
Neighborhood Enhancement Program				
# of Transactions	--	--	--	--
Dollars	--	--	--	--
Legislative Enhancement Grants				
# of Transactions	--	--	--	--
Dollars	--	--	--	--
Total MSHDA Activity in Region C				
# of Transactions				33
Dollars				\$ 3,856,513