



Michigan's Statewide Housing

Plan

Detroit Housing Partnership




Region O

Quarterly Progress Report

October-December 2023

Region O has reported progress on two of their three goals. Working groups have convened to prioritize goals and strategies that we plan to address in 2024 and 2025. Our next step is to determine the best tactics and KPI's that would align with those goals.

Region O Progress

Goals	Description	Not Started	Just Started	Well Underway	Almost Finished	Goal Met	Notes
Goal 1.2	Identify and advocate for modifications to policies and practices to remove barriers across the housing continuum for BIPOC, immigrants, migrants, refugees, people with disabilities, LGBTQ+, those with low incomes, and other marginalized populations.						We will need to revise our action plan.
Goal 1.3	Increase the amount of housing that is accessible, safe, and healthy regardless of age, disability, or family size across all neighborhoods and communities.						
Goal 4.1	Increase the supply of the full spectrum of housing that is affordable and attainable to Michigan residents.						Working groups have convened to prioritize goals and strategies that we plan to address in 2024 and 2025. Our next step is to determine the best tactics and KPI's that would align with those goals.

Region O Building Permits and MSHDA Production in 2023

	City of Detroit
2023 Total Units Permitted	1,379
Single-family Units	659
Multifamily Units	720
<hr/>	
MSHDA Homeless Programs	
Dollars	\$ 3,535,580
<hr/>	
Housing Choice Voucher Program	
Dollars	\$ 60,347,324
<hr/>	
HOME Program	
# of Transactions	20
Dollars	\$ 28,239,096
<hr/>	
Homeownership Programs	
# of Transactions	328
Dollars	\$ 39,462,134
<hr/>	
Homeowner Assistance Fund	
# of Transactions	2,904
Dollars	\$ 17,012,096
<hr/>	
Low Income Housing Tax Credit Program	
# 4% Transactions	17
Dollars Allocated	\$ 17,839,581
# 9% Transactions	5
Dollars Allocated	\$ 6,702,935
<hr/>	
Missing Middle Program	
# of Transactions	6
Dollars	\$ 7,910,000
<hr/>	
MIHOPE Program	
# of Transactions	--
Dollars	--
<hr/>	
MSDHA Mod	
# of Transactions	--
Dollars	--
<hr/>	
Neighborhood Enhancement Program	
# of Transactions	67
Dollars	\$ 519,165
<hr/>	
Legislative Enhancement Grants	
# of Transactions	1
Dollars	\$ 1,000,000
<hr/>	
Total MSHDA Activity in Region O	
# of Transactions	3,348
Dollars	\$ 182,567,911