



# **Michigan's Statewide Housing**


*Plan*

**East Central Michigan Housing Partnership**





**Region G**

**Quarterly Progress Report**

**January to March 2024**



### Region G Progress

Goals	Description	Not Started	Just Started	Well Underway	Almost Finished	Goal Met	Notes
<b>Goal 4.1</b>	Increase the supply of the full spectrum of housing that is affordable and attainable to Michigan residents.						The Housing Stock Committee met once during the period. They asked the Lead Agency staff to look into seeking funds for the housing assessment. The Lead Agency staff provided the data document, as provided by MSHDA, and presented the information to the Committee. Next meeting will be on April 17th.
<b>Goal 4.6</b>	Increase missing middle and workforce housing stock to facilitate greater housing choice.						No additional action taken, working on the assessment in order to develop toolkit.
<b>Goal 7.2</b>	Increase homeownership among households with low to moderate income.						The Homeownership Committee met two times in the quarter and worked on developing the public-private lending partnership. It was suggested that banks that had a low Community Reinvestment Act rating be contacted. A committee member will be attending the Habitat for Humanity National Conference in March and will report back at the April meeting. Lead Agency staff researched the local banks CRA ratings and the ratings for all the banks were determined to be satisfactory or above.
<b>Goal 8.1</b>	Increase awareness of and support for the importance and benefits of accessible, affordable, and attainable housing throughout Michigan.						The Communication & Education Committee met twice in the quarter. A presentation template for one of the counties was presented in March. It was determined that a presentation would be necessary for each county and members were asked to work on the presentation for the county in which they live. The presentation for each county will be discussed at the meeting in April.

**Region G Building Permits and MSHDA Production in Q1 2024**

	<b>Arenac</b>	<b>Bay</b>	<b>Clare</b>	<b>Gladwin</b>	<b>Gratiot</b>	<b>Isabella</b>	<b>Midland</b>	<b>Saginaw</b>	<b>Regional Total</b>	
<b>Q1 2024 Units Permitted (Census Estimate) *</b>		3	11	35	13	8	10	20	27	<b>126</b>
<b>Single-family Units</b>		3	11	35	13	8	10	20	25	<b>124</b>
<b>Multifamily Units</b>		0	0	0	0	0	0	0	2	<b>2</b>
<b>MSHDA Homeless Programs</b>										
<b>Total Grant Amounts</b>		NA	NA	NA	NA	NA	NA	NA	NA	<b>\$ 591,943</b>
<b>Housing Choice Voucher Program</b>										
<b># of Vouchers</b>		17	438	83	48	59	235	385	771	<b>2,036</b>
<b>HOME Program</b>										
<b># of Units</b>	--	--	--	--	--	--	--	--	--	--
<b>Dollars</b>	--	--	--	--	--	--	--	--	--	--
<b>Homeownership Programs</b>										
<b># of Households</b>		4	41	5	4	12	17	36	68	<b>187</b>
<b>Dollars</b>	\$ 25,145	\$ 3,442,129	\$ 311,580	\$ 581,301	\$ 1,216,158	\$ 1,745,867	\$ 4,186,409	\$ 4,375,952	\$ 15,884,541	<b>\$ 15,884,541</b>
<b># 4% Units</b>	--	--	--	--	--	--	--	120	--	<b>120</b>
<b>Dollars Allocated</b>	--	--	--	--	--	--	--	\$ 8,890,913	--	<b>\$ 8,890,913</b>
<b># 9% Units</b>	--	16	24	29	--	--	--	--	--	<b>69</b>
<b>Dollars Allocated</b>	--	\$ 169,710	\$ 264,088	\$ 785,000	--	--	--	--	--	<b>\$ 1,218,798</b>
<b>Missing Middle Program</b>										
<b># of Units</b>	--	--	--	--	--	--	--	--	--	--
<b>Dollars</b>	--	--	--	--	--	--	--	--	--	--
<b>MIHOPE Program</b>										
<b># of Units</b>	--	--	--	--	--	--	--	--	--	--
<b>Dollars</b>	--	--	--	--	--	--	--	--	--	--
<b>MSHDA Mod</b>										
<b># of Units</b>	--	--	--	--	--	--	--	--	--	--
<b>Dollars</b>	--	--	--	--	--	--	--	--	--	--
<b>Neighborhood Enhancement Program</b>										
<b># of Grants</b>	--	--	--	--	--	--	1	--	--	<b>1</b>
<b>Dollars</b>	--	--	--	--	--	\$ 50,000	--	--	--	<b>\$ 50,000</b>
<b>Legislative Enhancement Grants</b>										
<b># of Grants</b>	--	--	--	--	--	--	--	--	--	--
<b>Dollars</b>	--	--	--	--	--	--	--	--	--	--
<b>Community Development Block Grants</b>										
<b># of Grants</b>	--	--	--	--	--	--	--	--	--	--
<b>Dollars</b>	--	--	--	--	--	--	--	--	--	--
<b>Housing Readiness Incentive Grants</b>										
<b># of Grants</b>	--	1	--	--	--	3	1	1	--	<b>6</b>
<b>Dollars</b>	--	\$ 50,000	--	--	--	\$ 145,000	\$ 50,000	\$ 44,000	--	<b>\$ 289,000</b>
<b>Total MSHDA Activity in Region G</b>										
<b># of Units/Grants</b>										<b>2,419</b>
<b>Dollars</b>										<b>\$ 26,925,195</b>

\*Figures shown are 95% of all units permitted, since not all permitted units are completed.