



Michigan's Statewide Housing


Plan

Wayne Housing Partnership





Region N

Quarterly Progress Report

January to March 2024



Region N Progress

Goals	Description	Region N Progress					Notes
		Not Started	Just Started	Well Underway	Almost Finished	Goal Met	
Goal 1.2	Identify and advocate for modifications to policies and practices to remove barriers across the housing continuum for BIPOC, immigrants, migrants, refugees, people with disabilities, LGBTQ+, those with low incomes, and other marginalized populations.						We have begun to review our CE process to include inclusion and equity and updated our screening checklist. We currently have one staff supporting the housing navigation needs. In addition we have started to gather information on what education can be useful to landlords and community members.
Goal 3.2	Increase access to stable and affordable quality housing options for households with extremely low incomes.						Planning is under way for a Landlord Engagement Session to happen late Q2 or early Q3.
Goal 3.3	Improve the quality of the homelessness response system to be client-centered, flexible, grounded in respect, trauma informed, and aware and inclusive of the cultural values, beliefs, and practices of those they serve.						Lead Agency in partnership with the CoC is conducting a Gaps analysis based on CoC data. In addition, the HARA is reviewing the process and procedures to ensure the process is client centered and trauma informed.
Goal 6.2	Reduce the number of underserved and vulnerable populations experiencing rent burden by removing barriers and increasing resources.						We have engaged with a Landlord Engagement Manager who has been tasked with holding a quarterly landlord information session on supportive and affordable housing.

Region N Building Permits and MSHDA Production in Q1 2024

	Outcounty Wayne
Q1 2024 Units Permitted (Census Estimate) *	319
Single-family Units	152
Multifamily Units	167
<hr/>	
MSHDA Homeless Programs	
Total Grant Amounts	\$ 1,650,764
<hr/>	
Housing Choice Voucher Program	
# of Vouchers	8,516
<hr/>	
HOME Program	
# of Units	--
Dollars	--
<hr/>	
Homeownership Programs	
# of Households	763
Dollars	\$ 41,568,868
<hr/>	
Low Income Housing Tax Credit Program	
# 4% Units	--
Dollars Allocated	--
# 9% Units	--
Dollars Allocated	--
<hr/>	
Missing Middle Program	
# of Units	--
Dollars	--
<hr/>	
MIHOPE Program	
# of Units	--
Dollars	--
<hr/>	
MSDHA Mod	
# of Units	--
Dollars	--
<hr/>	
Neighborhood Enhancement Program	
# of Grants	1
Dollars	\$ 75,000
<hr/>	
Legislative Enhancement Grants	
# of Grants	--
Dollars	--
<hr/>	
Community Development Block Grants	
# of Grants	--
Dollars	--
<hr/>	
Housing Readiness Incentive Grants	
# of Grants	--
Dollars	--
<hr/>	
Total MSHDA Activity in Region N	
# of Units/Grants	9,280
Dollars	\$ 43,294,632

*Figures shown are 95% of all units permitted, since not all permitted units are completed.