

**2020  
Annual  
Report**





# Automobile Theft Prevention Authority (ATPA) 2020 Annual Report

## TABLE OF CONTENTS

Board of Directors .....	1
History and Overview .....	2
ATPA Grantees .....	3
ATPA Grant Performance .....	4
Motor Vehicle Theft Data .....	5
ATPA Teams Motor Vehicle Theft Data.....	6
Top Ten States for Motor Vehicle Theft.....	7
Top Ten Most Stolen Motor Vehicles in 2019.....	8
ATPA Success Stories.....	9
ATPA Financial Statement .....	10
Insurance Company Assessments Received in 2020 .....	11-13

## **2020 Board of Directors**

**Wayne County Sheriff's Office**  
Undersheriff Daniel Pfannes, Chair

### **Representing Law Enforcement Officials**

Chief Curtis Caid, Vice Chair  
Livonia Police Department

Lt. Col. Chris Kelenske  
Michigan State Police

### **Representing Purchasers of Automobile Insurance**

Mr. Michael Thompson  
Certified Protection Professional  
American Society for Industrial Security International

Mr. Gene Adamczyk  
Western District Supervisor  
Walden Security Federal Division in the Western District of Michigan

### **Representing Automobile Insurers**

Mr. William Patterson  
PIP Coordinator  
Auto Owners Insurance Company

Ms. Lori Davis  
Senior Claim Service Consultant  
Allstate Insurance Company

### **Michigan Automobile Theft Prevention Authority**

---

Michigan State Police  
7150 Harris Drive  
Dimondale, Michigan 48821

Phone: 517-256-5207 · FAX: 517-284-3216  
[www.michigan.gov/atpa](http://www.michigan.gov/atpa)

# History and Overview

## WHAT IS THE AUTOMOBILE THEFT PREVENTION AUTHORITY?

In the mid-1980s, Michigan had the highest motor vehicle theft rate in the nation. Members of the Michigan Anti-Car Theft (ACT) Campaign Committee developed a concept that would combine the efforts of law enforcement, communities, and businesses against motor vehicle theft.

In 1986, Michigan's Governor and the Legislature decided to try the ACT committee's idea. So began one of Michigan's most effective weapons against the crime of motor vehicle theft, the Automobile Theft Prevention Authority (ATPA).

The ATPA was established with a sunset provision that automatically abolished the program unless it was renewed by the Legislature. The purpose of the sunset provision was to ensure that the program, created as an experiment in law enforcement, was doing its job as intended.

In 1992, the Governor and Legislature agreed the ATPA should become a permanent state authority, housed under the auspices of the Michigan State Police (MSP). The legislation was overwhelmingly passed in both the House and Senate.

## HOW IT WORKS:

The ATPA is funded by an annual \$1 assessment on each insured motor vehicle, plus interest earned by investing those funds. Prior to 2017, assessments were collected only on private passenger vehicles; commercial motor vehicle assessments were added in 2017.

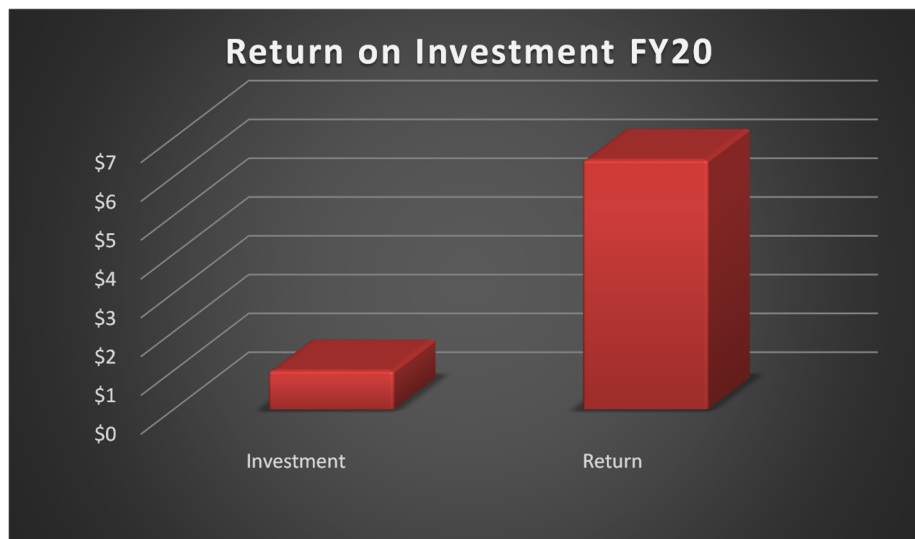
It is overseen by a seven-member board of directors appointed by the Governor, which includes representatives of law enforcement, automobile insurers, and consumers of motor vehicle insurance.

Each fiscal year, the board reviews grant applications that have been submitted by law enforcement entities, prosecutor's offices, and non-profit organizations. The board approves grant funding for one or more of the following purposes, all of which are associated with combating auto theft: investigating, apprehending, prosecuting, and deterring.

Finally, the ATPA board members and staff are involved in long-range planning. Regular meetings provide updated goals and objectives for fighting motor vehicle theft.

## IMPACT ON MOTORISTS:

The return on investment (ROI) of ATPA funds for FY 2020 was \$6.43 for every \$1 spent. In FY 2019 the ROI was \$7.13 and in FY 2018 it was \$7.60.



# ATPA Grantees

The following law enforcement teams, prosecutors' offices, and non-profit organizations were funded by the ATPA in FY 2020.

## **Combined Auto Theft Team (CATT)**

Grand Rapids Police Department\*  
Kentwood Police Department  
Wyoming Police Department

## **Dearborn Auto Theft Unit**

Dearborn Police Department\*

## **Detroit Fire Department - Arson Section**

Detroit Fire Department\*

## **Eastside Arresting Car Thieves In Our Neighborhoods (ACTION)**

Detroit Police Department  
Grosse Pointe Park Public Safety\*  
Harper Woods Police Department

## **Genesee Auto Theft Investigation Network (GAIN)**

Flint Township Police Department  
Genesee County Parks Police Department  
Genesee County Sheriff's Office\*

## **Macomb Auto Theft Squad (MATS)**

Centerline Public Safety  
Clinton Township Police Department  
Eastpointe Police Department  
Macomb County Sheriff's Office\*  
St. Clair Shores Police Department  
Shelby Township Police Department  
Sterling Heights Police Department  
Roseville Police Department  
Warren Police Department

## **Oakland County Auto Theft Unit (OCAT)**

Detroit Police Department  
Farmington Hills Police Department  
Hazel Park Police Department  
Oakland County Sheriff's Office\*  
Oakland County Sheriff's Office - Pontiac  
Royal Oak Police Department  
Southfield Police Department

## **Operation Auto Recovery Team Ingham County (ARTIC)**

Lansing Police Department\*

## **Preventing Auto Theft (PAT)**

Detroit Police Department\*  
Oakland County Sheriff's Office  
Wayne State University Police Department

## **South East Auto Theft Team (SEATT)**

Detroit Police Department  
Garden City Police Department  
Michigan Department of State  
Michigan State Police\*  
Washtenaw County Sheriff's Office

## **Southwest Commercial Auto Recovery (SCAR)**

Michigan State Police\*  
Van Buren County Sheriff's Office

## **Prosecutors' Offices**

Genesee County Prosecutor's Office  
Macomb County Prosecutor's Office  
Wayne County Prosecutor's Office

## **Non-Profit Organizations and State Departments**

Bethune Community Council  
Michigan Auto Vehicle Theft Investigators (MAVTI)  
Michigan Department of State  
Wayne State University AmeriCorps Urban Safety  
West Grand Neighborhood Organization

*\*Lead agency for the team.*

# ATPA Grant Performance

As Reported for the Period of October 1, 2019 - September 30, 2020

LAW ENFORCEMENT	ATPA Grant Award	VALUE	RECOVERIES			ARRESTS	
		Vehicles and Equipment Recovered	Passenger Vehicles	CMV/Other Vehicles	Parts Incidents	Motor Vehicle Thefts	Fraud
ACTION	\$ 360,592	\$ 5,916,923	354	6	0	32	0
CATT	\$ 445,203	\$ 2,693,545	203	5	4	241	0
Dearborn Auto Theft Unit	\$ 229,596	\$ 2,241,350	70	2	1	55	0
Detroit Fire Department	\$ 178,292	\$ 2,138,061	278	0	0	19	69
GAIN	\$ 408,651	\$ 4,438,750	251	29	1	45	0
MATS	\$ 1,043,564	\$ 6,732,847	358	20	3	213	58
OCAT	\$ 1,136,506	\$ 6,611,259	338	109	7	163	1
Operation ARTIC	\$ 101,134	\$ 3,133,178	312	87	0	66	0
PAT	\$ 1,832,335	\$ 5,023,828	532	21	2	426	0
SEATT	\$ 881,929	\$ 4,126,154	131	25	2	31	20
SCAR	\$ 352,323	\$ 1,794,553	31	46	0	25	2
<b>SUBTOTAL</b>	<b>\$ 6,970,125</b>	<b>\$ 44,850,448</b>	<b>2,858</b>	<b>350</b>	<b>20</b>	<b>1,316</b>	<b>150</b>
PROSECUTORS	ATPA Grant Award	Vehicle Theft Cases	Exams Held	Exams Waived	Pre-Trial Guilty Pleas	Trials	Trial Convictions
Genesee County Prosecutor's Office	\$ 81,298	29	1	0	11	0	0
Macomb County Prosecutor's Office	\$ 84,483	212	10	63	41	0	0
Wayne County Prosecutor's Office	\$ 626,914	1,348	124	522	382	6	5
<b>SUBTOTAL</b>	<b>\$ 792,695</b>	<b>1,589</b>	<b>135</b>	<b>585</b>	<b>434</b>	<b>6</b>	<b>5</b>
NON-PROFIT ORGANIZATIONS	ATPA Grant Award	Vehicles Etched	Training Meetings	Title History	Training Sessions	Officers Trained	Anti-Theft Devices
Bethune Community Council	\$ 24,220	0	10	N/A	N/A	N/A	N/A
MAVTI	\$ 73,200	N/A	N/A	N/A	27	753	N/A
Michigan Department of State	\$ 92,354	N/A	N/A	1,921	N/A	N/A	N/A
Wayne State University	\$ 29,306	N/A	70	N/A	N/A	N/A	126
West Grand Neighborhood Organization	\$ 62,530	179	8	N/A	N/A	N/A	N/A
<b>SUBTOTAL</b>	<b>\$ 281,610</b>	<b>179</b>	<b>88</b>	<b>1,921</b>	<b>27</b>	<b>753</b>	<b>126</b>
<b>GRAND TOTAL</b>	<b>\$ 8,044,430</b>						

Law enforcement teams have a required 40 percent cash match, Department of State and prosecutors' offices have a required 50 percent cash match. Non-profit organizations are exempt.

# Motor Vehicle Theft Data

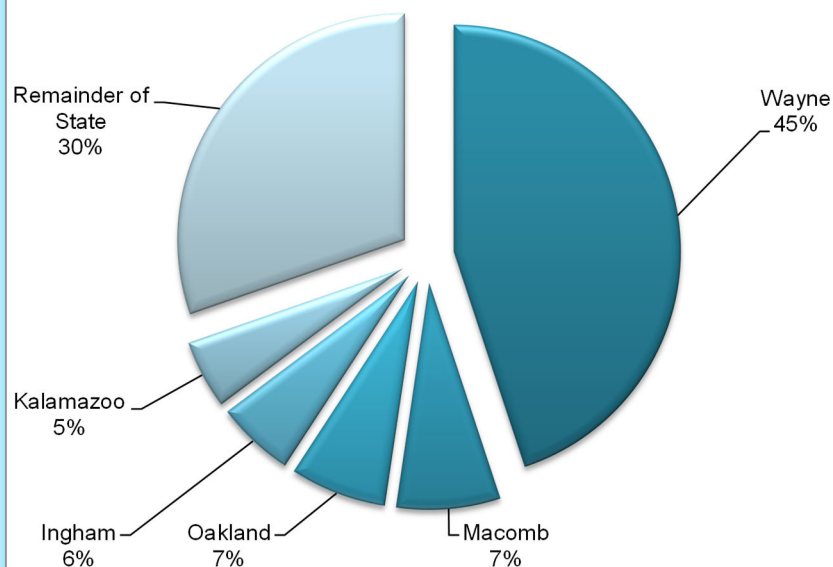
The following table provides data indicating Michigan thefts\* have declined 40.3% and national thefts\*\* have declined by 9.2% from 2009 to 2019.

Year	Michigan	% Change	National	% Change
2009	29,647	-16.4	794,616	-17.0
2010	26,875	-9.4	737,142	-7.2
2011	25,048	-6.8	715,373	-3.0
2012	24,973	-0.3	721,053	0.8
2013	24,369	-2.4	699,594	-3.0
2014	21,557	-11.5	689,527	-1.4
2015	18,795	-12.8	707,758	2.6
2016	19,671	4.7	765,484	8.2
2017	19,426	-1.2	773,139	1.0
2018	17,418	-10.3	748,841	-3.1
2019	17,709	1.7	721,885	-3.6
% Change		<b>-40.3</b>		<b>-9.2</b>

\*Most recent data available at time of publication, Michigan Incident Crime Reporting (MICR).

\*\*Most recent data available at time of publication, Federal Bureau of Investigation (FBI).

## Motor Vehicle Thefts 2020



County	Motor Vehicle Thefts 2020* (Partial Year)
Wayne	6,605
Macomb	1,088
Oakland	1,009
Ingham	819
Kalamazoo	723
Remainder of the State	4,455
<b>Total Motor Vehicle Thefts</b>	<b>14,699</b>

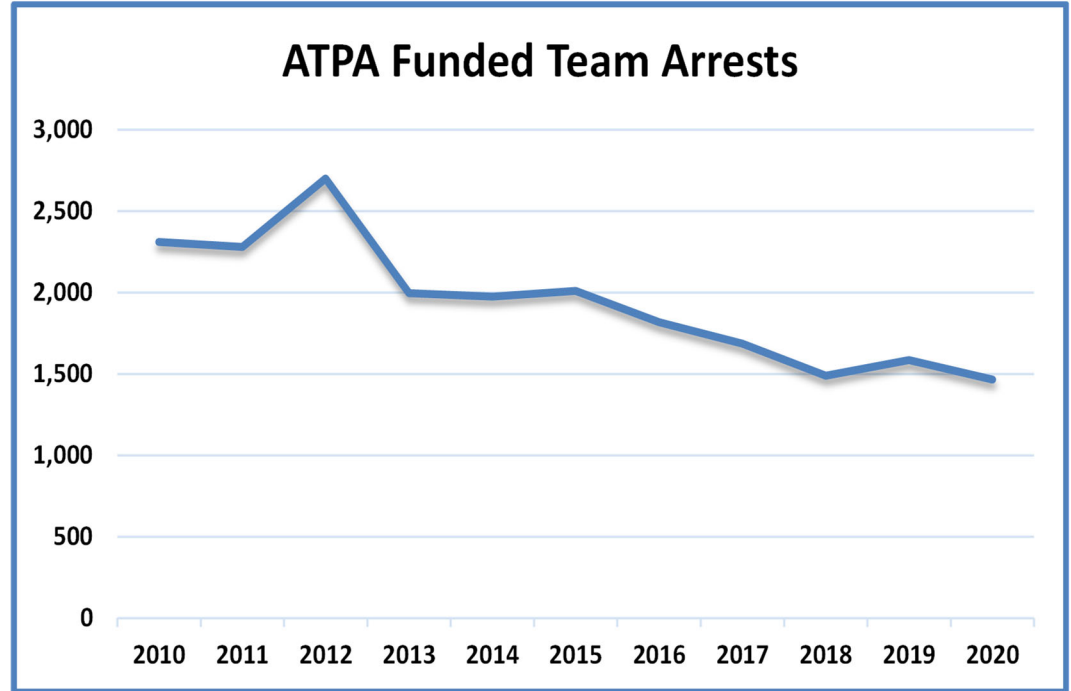
\*Most recent data available at time of publication, January - October MICR.

## ATPA Teams Motor Vehicle Theft Data

Motor vehicle thefts have declined nationwide as newer vehicles utilize high-tech anti-theft devices making vehicles more difficult to steal. Anti-theft devices include smart keys containing computer chips needed to start the vehicle, kill switches, and devices that disable starters. Due to these trends, carjacking, stolen wheels and tires, and fraud cases have been on the rise. Simultaneously, motor vehicle theft arrest rates have also declined, while the recovery value of stolen vehicles has increased.

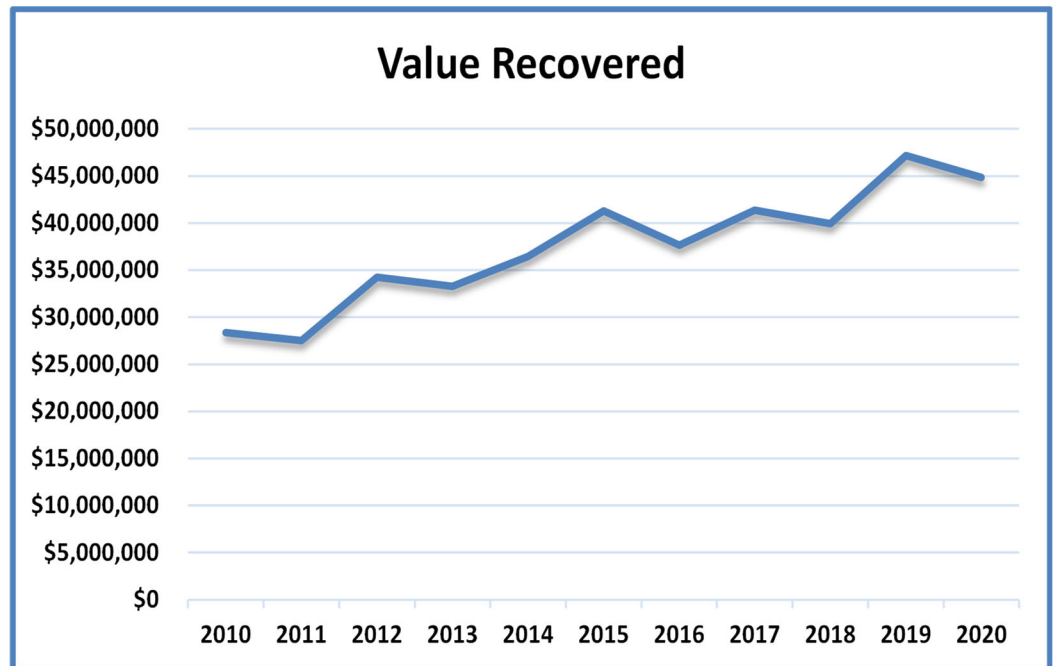
Fiscal Year	ATPA Funded Team Arrests*
2010	2,311
2011	2,281
2012	2,701
2013	1,996
2014	1,976
2015	2,012
2016	1,819
2017	1,686
2018	1,489
2019	1,587
2020	1,466
<b>Totals</b>	<b>21,324</b>

\*Most recent data available at time of publication.



Fiscal Year	Value Recovered*
2010	\$ 28,370,280
2011	\$ 27,508,471
2012	\$ 34,246,620
2013	\$ 33,278,814
2014	\$ 36,444,712
2015	\$ 41,299,501
2016	\$ 37,671,815
2017	\$ 41,368,371
2018	\$ 39,942,826
2019	\$ 47,160,520
2020	\$ 44,850,448
<b>Totals</b>	<b>\$ 412,142,378</b>

\*Most recent data available at time of publication.



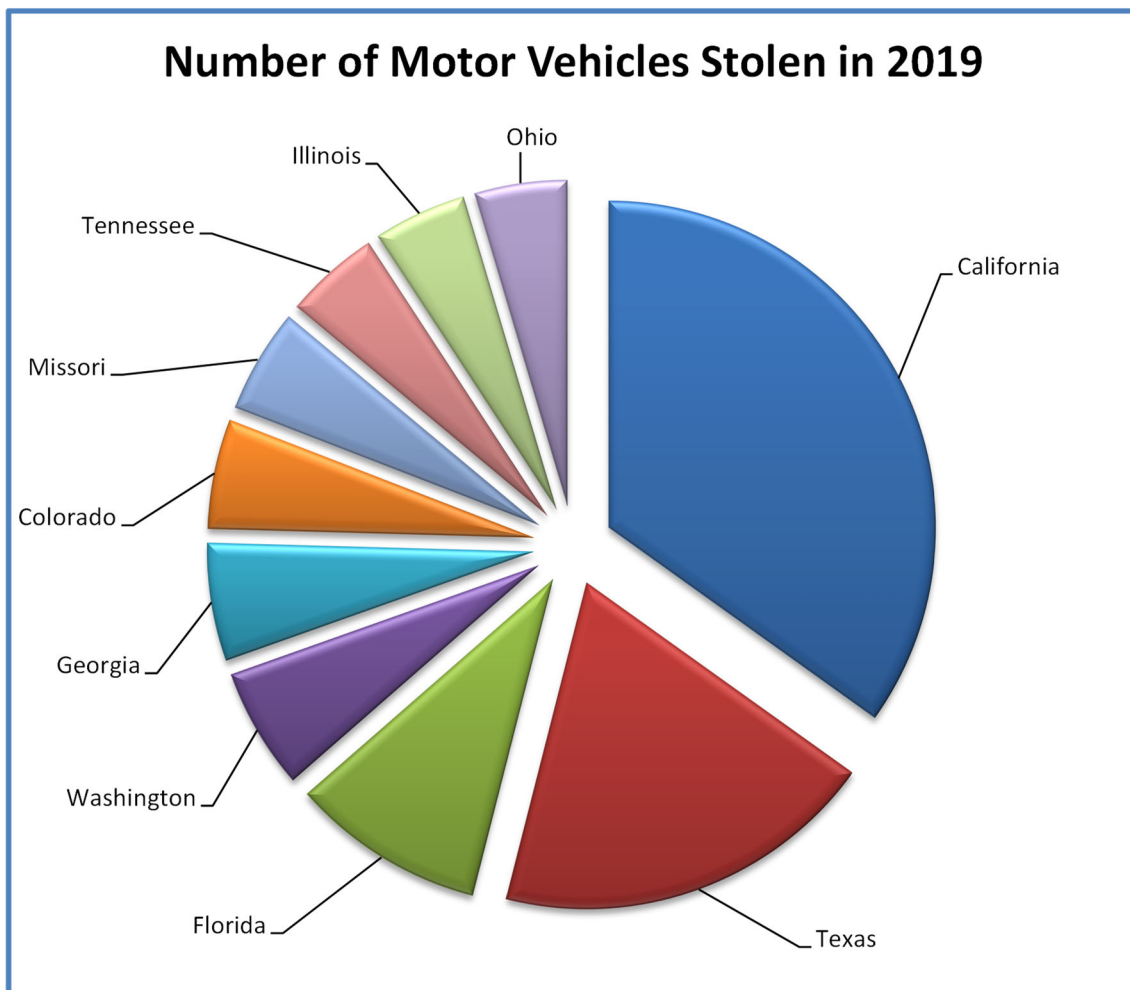


## Top Ten States for Motor Vehicle Theft

	State	Number of Motor Vehicles Stolen in 2019*
1.	California	141,757
2.	Texas	77,489
3.	Florida	39,048
4.	Washington	24,402
5.	Georgia	23,776
6.	Colorado	22,113
7.	Missouri	21,072
8.	Tennessee	19,180
9.	Illinois	18,775
10.	Ohio	18,672

Note that, for the second time in the history of this report, Michigan does not appear in the top ten states for number of vehicles stolen.

*\*Most recent data available at time of publication, FBI.*



# Top Ten Most Stolen Motor Vehicles in 2019

	United States*	Michigan*
1.	2006 Ford Pickup (Full Size)	2019 Ford Pickup (Full Size)
2.	2000 Honda Civic	2017 Ford Fusion
3.	2004 Chevrolet Pickup (Full Size)	2019 Jeep Cherokee/Grand Cherokee
4.	1997 Honda Accord	2008 Chevrolet Impala
5.	2007 Toyota Camry	2018 Dodge Charger
6.	2015 Nissan Altima	2016 Chevrolet Malibu
7.	2018 Toyota Corolla	2003 Chevrolet Pickup (Full Size)
8.	2001 Dodge Pickup (Full Size)	2019 Chevrolet Equinox
9.	2018 GMC Pickup (Full Size)	2017 Ford Escape
10.	2001 Honda CR-V	2006 Chevrolet Trailblazer

\*Most recent data available at time of publication, National Insurance Crime Bureau.

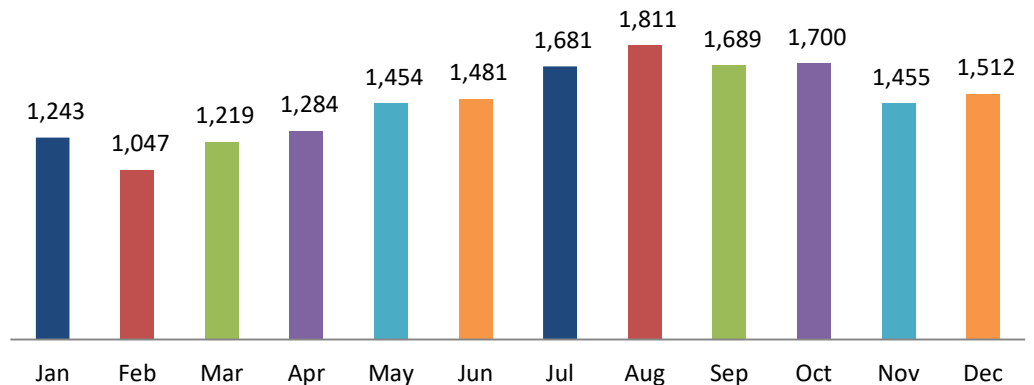
Michigan Motor Vehicle Thefts by Month*	
Jan	1,243
Feb	1,047
Mar	1,219
Apr	1,284
May	1,454
Jun	1,481
Jul	1,681
Aug	1,811
Sep	1,689
Oct	1,700
Nov	1,455
Dec	1,512

\*Most recent data available at time of publication, MICR.

Michigan Motor Vehicle Thefts by Day*	
Sun	2,440
Mon	2,696
Tue	2,583
Wed	2,410
Thu	2,468
Fri	2,561
Sat	2,418

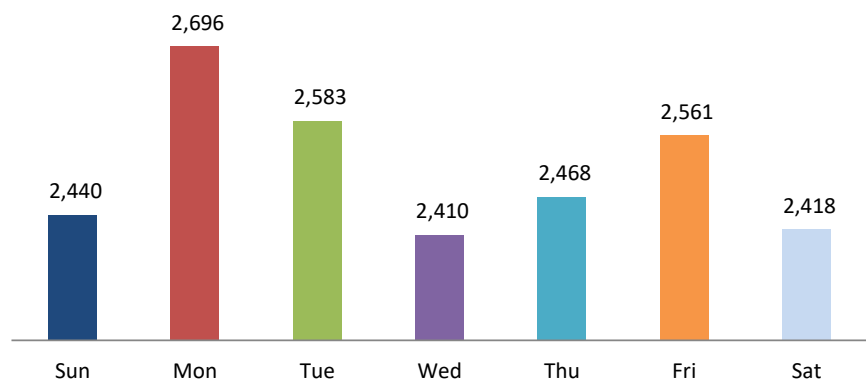
\*Most recent data available at time of publication, MICR.

## Michigan Motor Vehicle Thefts by Month\*



\*Most recent data available at time of publication, MICR.

## Michigan Motor Vehicle Thefts by Day\*



\*Most recent data available at time of publication, MICR.

# ATPA Success Stories

## SEATT

### Southeast Michigan

MSP Metro South Troopers received information from the owner of a 2020 Dodge Charger Hellcat who had just reported his vehicle stolen. The owner relayed that GPS information showed the vehicle was traveling on a nearby roadway. Once in the area, troopers observed the vehicle on a car hauler semi-trailer. A traffic stop was conducted, the driver subsequently arrested, and the semi-trailer with its full load of vehicles impounded. The South East Auto Theft Team (SEATT) responded and confirmed that the trailer also contained a 2017 Dodge Challenger and a 2018 Dodge Durango that were reported as stolen. Evidence at the scene indicated that each vehicle was stolen utilizing electronic technology to bypass the ignition system. The driver was able to produce paperwork to support possession of each vehicle on the trailer except for the three stolen vehicles. He was also unable to account for \$30,000 cash found during a search of the tractor cab. The driver was charged with Operating a Chop Shop and Receiving and Concealing Stolen property. He was also served with Notice of Forfeiture of \$30,000 and his semi-tractor and trailer. Total vehicle recovery was valued at \$130,000.



## SCAR

### Southwest Michigan

Southwest Commercial Auto Recovery (SCAR) participated in an ongoing investigation of heavy equipment thefts from rental agencies over the past year. Dedication and investigative expertise prevented several thefts from occurring by maintaining a strong partnership with the American Rental Association (ARA). D/Sgt. James Dietz accomplished this by maintaining contact with the ARA on the suspects' fraudulent identifications. D/Tpr/Spl. Nicholas Peters assisted in this ongoing investigation which resulted in a successful surveillance operation. In April 2020, D/Tpr/Specialist Peters received a call from an equipment sales company in Holland reference an attempted sale of a stolen excavator. Surveillance observed a suspect loading a skid-steer onto his property. D/Tpr/Specialist Peters made immediate contact with the suspect, identified the skid-steer as stolen, and obtained a confession. Over the days following the confession, approximately \$600,000 in stolen equipment and trailers were recovered. The suspect was charged in Allegan County with a 10-year felony of Operating a Chop Shop. Additionally, SCAR members conducted two "sting" operations that stopped a theft in Berrien County and identified suspects linked to thefts in Grand Traverse County. Warrants were issued in Grand Traverse County for Continuing Criminal Enterprise. Another "sting" operation resulted in the arrest of another suspect attempting to sell stolen equipment in Allegan County which also resulted in felony charges. SCAR's excellent work resulted in a letter of appreciation from the ARA to D/Sergeant Dietz and the SCAR team. The following portion of the letter is from the ARA of Michigan Associate Director, Rick Long, who stated: "On behalf of the ARA of Michigan, I want to sincerely thank you, your team and the Michigan State Police for your efforts in working with our organization and our members to prevent the theft of rental store equipment and assets. Even more impressive is your success in hunting down alleged criminals, finding their equipment hiding spots and then returning valuable rental assets to their owners."



# ATPA Financial Statement

## Schedule of Sources, Disposition of Authorizations, and Changes in Balances Fiscal Year (FY) Ending September 30, 2020

### SOURCES

Insurance Company Assessments	\$7,564,552
Interest on Investments	\$54,988
Grantee Payment Refund	\$15,814
Offsets of Revenue-Civil Service Assessment	(\$11,497)
	<b>\$7,623,857</b>

### DISPOSITION

Grantee Expenditures	\$6,805,495
Office Operations	\$476,999
	<b>\$7,282,494</b>
Excess of Sources Over (Under) Disposition	\$341,363
Beginning Balances	\$3,518,545

### TOTAL UNEXPENDED AND UNRESTRICTED BALANCES

**\$3,859,908**

#### Note 1:

##### a. Reporting Entity

The above financial schedule reports the results of the financial transactions of the ATPA for FY 2020. The ATPA's operations are accounted for in the state's general fund and are reported in the Michigan Comprehensive Annual Financial Report.

The Michigan Comprehensive Annual Financial Report provides general disclosures regarding: Summary of Significant Accounting Policies Budgeting and Budgetary Control, State Treasurer's Common Cash, Pension Benefits, Compensated Absences, General Long-Term Obligations, Contingencies, and Other Commitments.

##### b. Basis of Accounting

The above financial schedule is prepared on the modified accrual basis of accounting, as explained in more detail in the Michigan Comprehensive Annual Financial Report.

The above financial schedule includes only the sources and disposition of authorizations and the changes in balances for the ATPA's general fund accounts. Accordingly, the financial schedule is not intended to constitute a complete financial presentation of either the ATPA or the general fund, in accordance with generally accepted accounting principles.

#### Note 2:

##### Matching Percent

The ATPA Board of Directors matching fund requirement for FY20 is Law enforcement teams have a required 40 percent cash match, Department of State and prosecutors' offices have a required 50 percent cash match. Non-profit organizations are exempt.



# Insurance Company Assessments Received in 2020

(The following schedule represents 2019 assessments based on the number of written car years of insured vehicles in 2019 providing no-fault personal injury protection. Assessments were due April 1, 2020.)

	Name of Company	ATPA Assessment		Name of Company	ATPA Assessment
1	State Farm Mutual Auto Ins. Co.	\$1,059,474	46	Hartford Property & Casualty Ins. Co.	\$14,729
2	Auto Club Group	\$1,025,980	47	Allstate Ins. Co.	\$14,452
3	Auto-Owners Ins. Co.	\$720,315	48	Liberty Mutual Group Inc.	\$13,024
4	Progressive Ins. Co.	\$702,921	49	Technology Ins. Co. Inc.	\$12,743
5	Hanover Ins. Group	\$377,650	50	Secura Ins. Co.	\$12,559
6	Progressive Ins. Co.	\$369,152	51	National General Management Co.	\$12,329
7	Farm Bureau General Ins. Co. of MI	\$351,501	52	Northern Mutual Ins. Co.	\$12,250
8	Auto-Owners Ins. Co.	\$217,837	53	Foremost Ins. Co.	\$11,900
9	Allstate Fire Casualty Ins. Co.	\$190,030	54	American International Group Inc.	\$10,069
10	Frankenmuth Ins.	\$166,179	55	Amica Mutual Ins. Co.	\$9,995
11	National General Management Co.	\$160,252	56	Benchmark Insurance Co.	\$9,831
12	Pioneer State Mutual Ins. Co.	\$149,012	57	Central Mutual Ins. Co.	\$9,805
13	Liberty Mutual Group Inc.	\$144,493	58	Grange Ins. Co.	\$9,435
14	USAA Casualty Ins. Co.	\$142,400	59	Selective Ins. Co.	\$8,252
15	Allstate Property & Casualty Ins. Co.	\$118,350	60	US Specialty Ins. Co.	\$8,123
16	Acuity Ins.	\$112,218	61	Hanover Ins. Group	\$7,983
17	Esurance Property & Casualty Ins. Co.	\$83,187	62	Continental Casualty Co.	\$7,653
18	Markel Corporation	\$78,006	63	Liberty Mutual Group Inc.	\$7,169
19	Farmer Ins. Exchange	\$76,682	64	Tokio Marine American Ins. Co.	\$5,809
20	Farm Bureau Mutual Ins. Co. of MI	\$72,269	65	Federated Mutual Ins. Co.	\$5,597
21	ASSA United Services Auto Assoc.	\$64,674	66	Esurance Ins. Co.	\$5,541
22	GEICO Direct	\$63,760	67	Safety National Casualty Corp.	\$4,958
23	Hartford Trumbull Ins. Co.	\$61,500	68	American Bankers Ins. Co. of Florida	\$4,676
24	Liberty Mutual Group Inc.	\$53,538	69	Hartford Ins. Midwest	\$4,667
25	Ace American Ins. Co.	\$53,110	70	Selective Ins.	\$4,498
26	Cincinnati Ins. Co.	\$51,070	71	Travelers Property & Casualty Co.	\$4,290
27	CUNA Mutual Group	\$49,643	72	American Modern Home Ins. Co.	\$3,867
28	Michigan Ins. Co.	\$45,765	73	Secura Supreme Ins.	\$3,756
29	ARCH Ins. Co.	\$41,601	74	State Auto Ins. Co.	\$3,692
30	Hastings Mutual Ins. Co.	\$40,723	75	Repwest Ins. Co.	\$3,521
31	Nationwide Mutual Ins. Co.	\$33,177	76	Travelers Indemnity Co. AM	\$3,450
32	Ohio Farmers Ins. Co.	\$31,619	77	Amerisure Partners Ins. Co. Inc.	\$3,387
33	State Auto Ins. Co.	\$30,001	78	National Trust Ins. Co.	\$3,139
34	EMC Ins.	\$28,651	79	Sentry Ins.	\$2,923
35	Metlife Auto and Home Ins.	\$28,188	80	Travelers Indemnity Co.	\$2,901
36	IDS Property & Casualty Ins. Co.	\$26,483	81	Amerisure Ins. Co.	\$2,892
37	Ohio Farmers Ins. Co.	\$22,248	82	AXA XL Ins. America	\$2,891
38	Falls Lake National Ins. Co.	\$19,702	83	Cherokee Ins. Co.	\$2,867
39	Old Republic Ins. Co.	\$18,985	84	Selective Ins.	\$2,822
40	Wolverine Mutual Ins. Co.	\$18,880	85	Everest National Ins. Co.	\$2,801
41	Zurich American Ins. Co.	\$17,084	86	Metlife Auto & Home Ins.	\$2,716
42	Farmers Ins. Exchange	\$16,785	87	Travelers Indemnity Co. CN	\$2,684
43	Nationwide Mutual Ins. Co.	\$16,683	88	Protective Ins. Co.	\$2,642
44	Philadelphia Indemnity Ins. Co.	\$15,605	89	Liberty Mutual Group Inc.	\$2,630
45	National General Management Co.	\$15,026	90	AXA XL Greenwich Ins. Co.	\$2,606

# Insurance Company Assessments Received in 2020

(The following schedule represents 2019 assessments, based on the number of written car years of insured vehicles in 2019 providing no-fault personal injury protection. Assessments were due April 1, 2020.)

	Name of Company	ATPA Assessment		Name of Company	ATPA Assessment
91	Hartford Accident Indemnity Co.	\$2,593	135	QBE General Casualty Wisconsin	\$686
92	Encompass Indemnity	\$2,524	136	OB Services	\$682
93	Federated Service Ins. Co.	\$2,496	137	Phoenix Ins. Co.	\$674
94	Hudson Ins. Group	\$2,472	138	Mid Century Ins. Co.	\$672
95	USA Underwriters	\$2,450	139	Technology Ins. Co. Inc.	\$648
96	Argonaut Ins. Co.	\$2,374	140	Berkley Ins. Co.	\$627
97	Ansur America Ins. Co.	\$2,263	141	Monroe Guaranty Ins. Co.	\$626
98	Brotherhood Mutual	\$2,263	142	Axis Ins. Co.	\$593
99	Cincinnati Casualty Co.	\$2,145	143	Liberty Mutual Group Inc.	\$586
100	Cincinnati Indemnity Co.	\$2,134	144	Berkley Ins. Co.	\$579
101	Technology Ins. Co. Inc.	\$2,044	145	First Guard Ins. Co.	\$577
102	Michigan Millers Ins.	\$1,918	146	Federated Rural Electric Ins.	\$563
103	Technology Ins. Co. Inc.	\$1,879	147	Hartford Fire Ins. Co.	\$546
104	Technology Ins. Co. Inc.	\$1,864	148	NGM Ins. Co.	\$536
105	Pure Underwriters	\$1,844	149	QBE Ins. Corp.	\$505
106	Michigan Automobile Ins. Placement	\$1,832	150	RLI Ins.	\$499
107	Hanover Ins. Group	\$1,798	151	Michigan Automobile Ins. Placement	\$498
108	American Alternative Ins. Corp.	\$1,796	152	Argonaut Ins. Co.	\$484
109	National Indemnity Co.	\$1,631	153	Berkley Ins. Co.	\$481
110	Charter Oak Fire Ins. Co.	\$1,587	154	QBE Regent Ins. Co.	\$442
111	Ohio Farmers Ins. Co.	\$1,581	155	Berkley Ins. Co.	\$438
112	Foremost Property & Casualty Ins.	\$1,560	156	Navigators Ins. Co.	\$415
113	Amerisure Mutual Ins. Co.	\$1,557	157	Allianz Agrus	\$412
114	Berkshire Hathaway Homestate Ins.	\$1,554	158	Swiss North America Elite Ins.	\$391
115	Church Mutual Ins. Co.	\$1,447	159	Hartford Underwriters Ins. Co.	\$371
116	FCCI Ins. Co.	\$1,430	160	State Auto Ins. Co.	\$363
117	Hartford Sentinel Ins. Co.	\$1,364	161	Liberty Mutual Group Inc.	\$362
118	West Bend Mutual Ins.	\$1,285	162	Everest Premier Ins. Co.	\$361
119	Selective Ins.	\$1,281	163	Allianz Agrus	\$352
120	AXA XL Specialty Ins. Co.	\$1,225	164	Mitsui Sumitomo Ins. USA	\$348
121	Canal Ins. Co.	\$1,076	165	Berkley Ins. Co.	\$342
122	Guideone Ins.	\$1,072	166	Berkley Ins. Co.	\$322
123	National Liability Fire Ins. Co.	\$990	167	Hallmark Financial Services Inc.	\$300
124	State Farm Fire Casualty Co.	\$970	168	Berkley Ins. Co.	\$296
125	Electric Ins. Co.	\$952	169	Liberty Mutual Group Inc.	\$289
126	Truck Ins. Exchange	\$923	170	Liberty Mutual Group Inc.	\$270
127	Metlife Auto & Home Ins.	\$895	171	Hanover Ins. Group	\$268
128	Travelers Casualty Ins. Co. America	\$868	172	HDI Global Ins. Co.	\$261
129	Great American Ins. Co.	\$865	173	Hartford Casualty Ins. Co.	\$256
130	PMA Companies	\$795	174	Pharmacists Mutual	\$236
131	Star Ins. Co.	\$780	175	Liberty Mutual Group Inc.	\$231
132	Federated Service Ins. Co.	\$732	176	Hartford Twin City Fire Ins.	\$222
133	Starr Indemnity & Liability Co.	\$731	177	Liberty Mutual Group Inc.	\$216
134	Allianz Agrus	\$706	178	Chandler Ins.	\$212

# Insurance Company Assessments Received in 2020

(The following schedule represents 2019 assessments, based on the number of written car years of insured vehicles in 2019 providing no-fault personal injury protection. Assessments were due April 1, 2020.)

	Name of Company	ATPA Assessment		Name of Company	ATPA Assessment
179	Old Republic General Ins. Corp.	\$208	212	Berkley Ins. Co.	\$33
180	Conifer Ins. Co.	\$185	213	Liberty Mutual Group Inc.	\$32
181	Hanover Ins. Group	\$185	214	Liberty Mutual Group Inc.	\$32
182	Hanover Ins. Group	\$182	215	Endurance Services Ltd.	\$30
183	Encompass Property & Casualty Co.	\$175	216	QBE Preatoria Ins. Co.	\$29
184	Berkley Ins. Co.	\$171	217	Berkley Ins. Co.	\$27
185	Allianz Agrus	\$161	218	Technology Ins. Co. Inc.	\$22
186	Standard Fire Ins. Co.	\$161	219	Liberty Mutual Group Inc.	\$20
187	Endurance Services Ltd.	\$140	220	Liberty Mutual Group Inc.	\$17
188	Starstone National Ins. Co.	\$135	221	Berkley Ins. Co.	\$15
189	Berkshire Hathaway Specialty	\$133	222	Berkley Ins. Co.	\$14
190	Everest Danali Ins. Co.	\$125	223	Allstate Indemnity Co.	\$13
191	American Country Ins. Co.	\$125	224	Hiscox Ins. Co.	\$12
192	American Contractors Ins. Co.	\$125	225	Williamsburg National Ins. Co.	\$12
193	Pennsylvania Lumbermens Group	\$121	226	Liberty Mutual Group Inc.	\$11
194	Liberty Mutual Group Inc.	\$115	227	Affinity Mutual Ins. Co.	\$10
195	Mitsui Sumitomo Ins. America	\$114	228	Utica National Ins. Group	\$6
196	Berkley Ins. Co.	\$104	229	American Southern Home Ins. Co.	\$6
197	Conifer Ins. Co.	\$100	230	Utica National Ins. Group	\$6
198	Conifer Ins. Co.	\$100	231	Liberty Mutual Group Inc.	\$4
199	Conifer Ins. Co.	\$100	232	Pennsylvania National Mutual	\$2
200	Conifer Ins. Co.	\$100	233	Argonaut Ins. Co.	\$1
201	National General Management	\$71	234	Blackboard Ins. Co.	\$1
202	AXA XL THE Ins. Co. Inc.	\$68	235	American Service Ins. Co.	\$1
203	Swiss North America Specialty	\$64	236	Utica National Ins. Group	\$1
204	Technology Ins. Co. Inc.	\$64	237	Utica National Ins. Group	\$1
205	Bitco General Ins. Co.	\$62	238	Berkley Ins. Co.	\$0
206	Hig Service Ins. Co.	\$60			
207	Capitol Indemnity Corp.	\$49			
208	Allianz Agrus	\$47			
209	Rural Trust Ins. Co.	\$44			
210	Liberty Mutual Group Inc.	\$43			
211	Liberty Mutual Group Inc.	\$41			

<b>GRAND TOTAL</b>	<b>\$7,564,552</b>
--------------------	--------------------



This report of the Michigan Automobile Theft Prevention Authority is published as required by Public Act 174 of 1992. Not Paid For With State General Purpose Funds.