



2021 ANNUAL REPORT



Automobile Theft Prevention Authority (ATPA) 2021 Annual Report

TABLE OF CONTENTS

Board of Directors	1
History and Overview	2
ATPA Grantees	3
ATPA Grant Performance	4
Motor Vehicle Theft Data	5
ATPA Teams Motor Vehicle Theft Data.....	6
Top Ten States for Motor Vehicle Theft.....	7
Top Ten Most Stolen Motor Vehicles in 2020.....	8
ATPA Success Stories	9
ATPA Financial Statement	10
Insurance Company Assessments Received in 2021	11-13

2021 Board of Directors

Wayne County Sheriff's Office

Chief Daniel Pfannes, Chair

Representing Law Enforcement Officials

Chief Curtis Caid, Vice Chair
Livonia Police Department

Lt. Col. Chris Kelenske
Michigan State Police

Representing Purchasers of Automobile Insurance

Mr. Michael Thompson
Certified Protection Professional
American Society for Industrial Security International

Mr. Gene Adamczyk
Western District Supervisor
Walden Security Federal Division in the Western District of Michigan

Representing Automobile Insurers

Mr. William Patterson
PIP Coordinator
Auto Owners Insurance Company

Ms. Lori Davis
Senior Claim Service Consultant
Allstate Insurance Company

Michigan Automobile Theft Prevention Authority

Michigan State Police
7150 Harris Drive
Dimondale, Michigan 48821

Phone: 517-256-5207 FAX: 517-284-3216
www.michigan.gov/atpa

History and Overview

WHAT IS THE AUTOMOBILE THEFT PREVENTION AUTHORITY?

In the mid-1980s, Michigan had the highest motor vehicle theft rate in the nation. Members of the Michigan Anti-Car Theft (ACT) Campaign Committee developed a concept that would combine the efforts of law enforcement, communities, and businesses against motor vehicle theft.

In 1986, Michigan's Governor and the Legislature decided to try the ACT committee's idea. So began one of Michigan's most effective weapons against the crime of motor vehicle theft, the Automobile Theft Prevention Authority (ATPA).

The ATPA was established with a sunset provision that automatically abolished the program unless it was renewed by the Legislature. The purpose of the sunset provision was to ensure that the program, created as an experiment in law enforcement, was doing its job as intended.

In 1992, the Governor and Legislature agreed the ATPA should become a permanent state authority, housed under the auspices of the Michigan State Police (MSP). The legislation was overwhelmingly passed in both the House and Senate.

HOW IT WORKS:

The ATPA is funded by an annual \$1 assessment on each insured motor vehicle, plus interest earned by investing those funds. Prior to 2017, assessments were collected only on private passenger vehicles; commercial motor vehicle assessments were added in 2017.

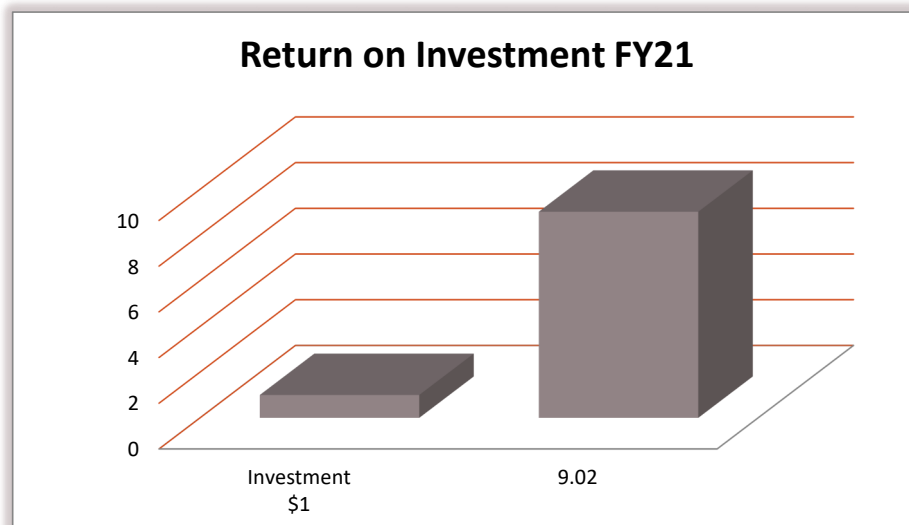
It is overseen by a seven-member board of directors appointed by the Governor, which includes representatives of law enforcement, automobile insurers, and consumers of motor vehicle insurance.

Each fiscal year, the board reviews grant applications that have been submitted by law enforcement entities, prosecutor's offices, and non-profit organizations. The board approves grant funding for one or more of the following purposes, all of which are associated with combating auto theft: investigating, apprehending, prosecuting, and deterring.

Finally, the ATPA board members and staff are involved in long-range planning. Regular meetings provide updated goals and objectives for fighting motor vehicle theft.

IMPACT ON MOTORISTS:

The return on investment (ROI) of ATPA funds for FY 2021 was \$9.02 for every \$1 spent. In FY 2020 the ROI was \$6.43 and in FY 2019 it was \$7.13.



ATPA Grantees

The following law enforcement teams, prosecutors' offices, and non-profit organizations were funded by the ATPA in FY 2021.

Combined Auto Theft Team (CATT)

Grand Rapids Police Department*
Kentwood Police Department
Wyoming Police Department

Dearborn Auto Theft Unit

Dearborn Police Department*

Detroit Fire Department - Arson Section

Detroit Fire Department*

Eastside Arresting Car Thieves In Our Neighborhoods (ACTION)

Detroit Police Department
Grosse Pointe Park Public Safety*
Harper Woods Police Department

Genesee Auto Theft Investigation Network (GAIN)

Flint Township Police Department
Genesee County Parks Police Department
Genesee County Sheriff's Office*
Flint City Police Department
Metro Police Authority

Macomb Auto Theft Squad (MATS)

Centerline Public Safety
Clinton Township Police Department
Eastpointe Police Department
Macomb County Sheriff's Office*
St. Clair Shores Police Department
Shelby Township Police Department
Sterling Heights Police Department
Roseville Police Department
Warren Police Department

Oakland County Auto Theft Unit (OCAT)

Detroit Police Department
Farmington Hills Police Department
Hazel Park Police Department
Oakland County Sheriff's Office*
Oakland County Sheriff's Office - Pontiac
Royal Oak Police Department
Southfield Police Department

Operation Auto Recovery Team Ingham County (ARTIC)

Lansing Police Department*

Preventing Auto Theft (PAT)

Detroit Police Department*
Oakland County Sheriff's Office
Wayne State University Police Department

South East Auto Theft Team (SEATT)

Detroit Police Department
Garden City Police Department
Michigan Department of State
Michigan State Police*

Southwest Commercial Auto Recovery (SCAR)

Michigan State Police*
Van Buren County Sheriff's Office

Prosecutors' Offices

Genesee County Prosecutor's Office
Macomb County Prosecutor's Office
Wayne County Prosecutor's Office

Non-Profit Organizations and State Departments

Bethune Community Council
Michigan Auto Vehicle Theft Investigators (MAVTI)
Michigan Department of State
Wayne State University AmeriCorps Urban Safety
West Grand Neighborhood Organization

**Lead agency for the team.*

ATPA Grant Performance

As Reported for the Period of October 1, 2020 - September 30, 2021

LAW ENFORCEMENT	ATPA Grant Award	VALUE	RECOVERIES			ARRESTS	
		Vehicles and Equipment Recovered	Passenger Vehicles	CMV/Other Vehicles	Parts Incidents	Motor Vehicle Thefts	Fraud
ACTION	\$ 376,601	\$ 10,538,534	477	19	0	15	0
CATT	\$ 430,260	\$ 3,136,343	233	5	3	205	0
Dearborn Auto Theft Unit	\$ 250,148	\$ 2,050,439	85	12	0	65	0
Detroit Fire Department	\$ 170,021	\$ -	0	0	0	0	0
GAIN	\$ 466,606	\$ 6,943,659	366	37	19	54	0
MATS	\$ 1,071,284	\$ 8,366,296	461	14	1	239	58
OCAT	\$ 1,180,270	\$ 14,990,443	564	80	13	252	3
Operation ARTIC	\$ 100,856	\$ 4,673,400	339	105	0	94	1
PAT	\$ 1,810,850	\$ 8,280,209	401	6	4	447	0
SEATT	\$ 893,969	\$ 3,831,855	102	8	2	11	6
SCAR	\$ 333,112	\$ 1,114,623	33	40	0	32	4
SUBTOTAL	\$ 7,083,977	\$ 63,925,801	3,061	326	42	1,414	72
PROSECUTORS	ATPA Grant Award	Vehicle Theft Cases	Exams Held	Exams Waived	Pre-Trial Guilty Pleas	Trials	Trial Convictions
Genesee County Prosecutor's Office	\$ 107,005	44	0	21	9	0	0
Macomb County Prosecutor's Office	\$ 96,623	266	11	70	69	0	0
Wayne County Prosecutor's Office	\$ 782,687	1,295	93	374	222	0	0
SUBTOTAL	\$ 986,315	1,605	104	465	300	0	0
NON-PROFIT ORGANIZATIONS	ATPA Grant Award	Vehicles Etched	Training Meetings	Title History	Training Sessions	Officers Trained	Anti-Theft Devices
Bethune Community Council	\$ 24,220	47	8	N/A	N/A	N/A	N/A
MAVTI	\$ 71,000	N/A	N/A	N/A	28	662	N/A
Michigan Department of State	\$ 113,452	N/A	N/A	1,715	N/A	N/A	N/A
Wayne State University	\$ 61,537	N/A	375	N/A	N/A	N/A	464
West Grand Neighborhood Organization	\$ 67,815	218	24	N/A	N/A	N/A	N/A
SUBTOTAL	\$ 338,024	265	407	1,715	28	662	464
GRAND TOTAL	\$ 8,408,316						

Law enforcement teams, prosecutors' offices, and Department of State have a required 40 percent cash match. Non-profit organizations are exempt from the match requirement.

Motor Vehicle Theft Data

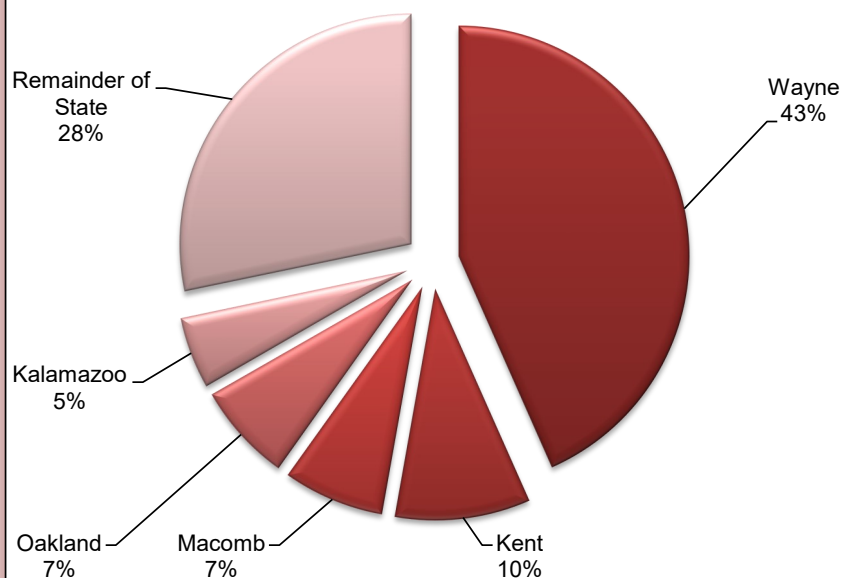
The following table provides data indicating Michigan thefts* have declined 30.3% and national thefts** have increased by 9.9% from 2010 to 2020.

Year	Michigan	% Change	National	% Change
2010	26,875	-16.4	737,142	-17.0
2011	25,048	-6.8	715,373	-3.0
2012	24,973	-0.3	721,053	0.8
2013	24,369	-2.4	699,594	-3.0
2014	21,557	-11.5	689,527	-1.4
2015	18,795	-12.8	707,758	2.6
2016	19,671	4.7	765,484	8.2
2017	19,426	-1.2	773,139	1.0
2018	17,418	-10.3	748,841	-3.1
2019	17,709	1.7	721,885	-3.6
2020	18,721	5.7	810,400	12.3
% Change		-30.3		9.9

*Most recent data available at time of publication, Michigan Incident Crime Reporting (MICR).

**Most recent data available at time of publication, Federal Bureau of Investigation (FBI).

Motor Vehicle Thefts 2021



County	Motor Vehicle Thefts 2021*
Wayne	7,564
Kent	1,641
Macomb	1,230
Oakland	1,203
Kalamazoo	869
Remainder of the State	4,930
Total Motor Vehicle Thefts	17,437

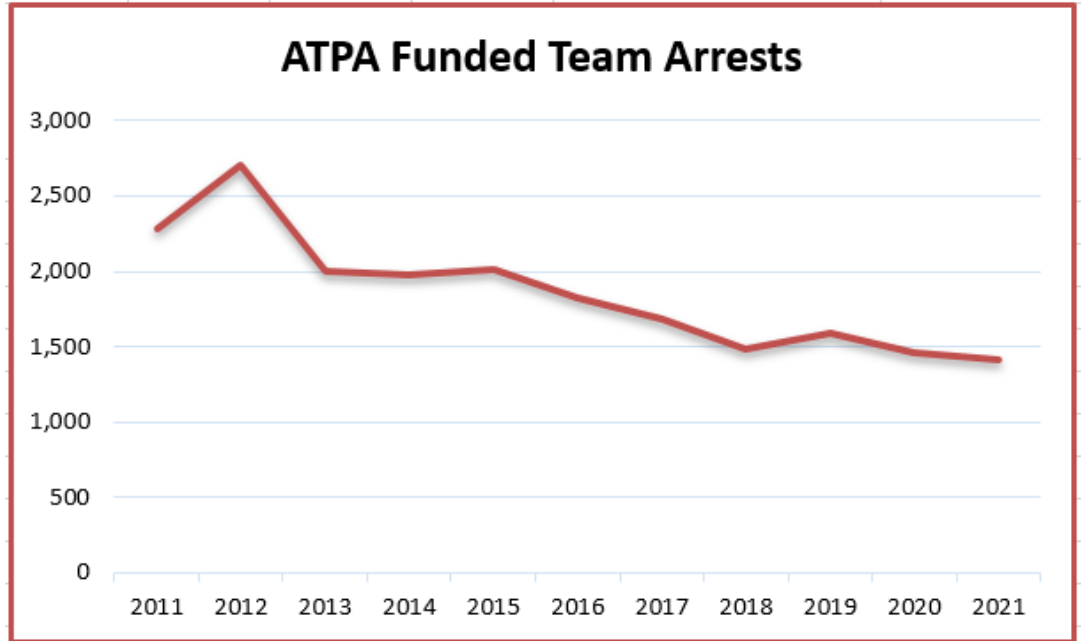
*Most recent data available at time of publication, January - October MICR.

ATPA Teams Motor Vehicle Theft Data

Motor vehicle thefts have declined nationwide as newer vehicles utilize high-tech anti-theft devices making vehicles more difficult to steal. Anti-theft devices include smart keys containing computer chips required to start the vehicle, kill switches, and devices that disable starters. Due to these trends, carjacking, stolen wheels and tires, and fraud cases have been on the rise. Simultaneously, motor vehicle theft arrest rates have also declined, while the recovery value of stolen vehicles has increased.

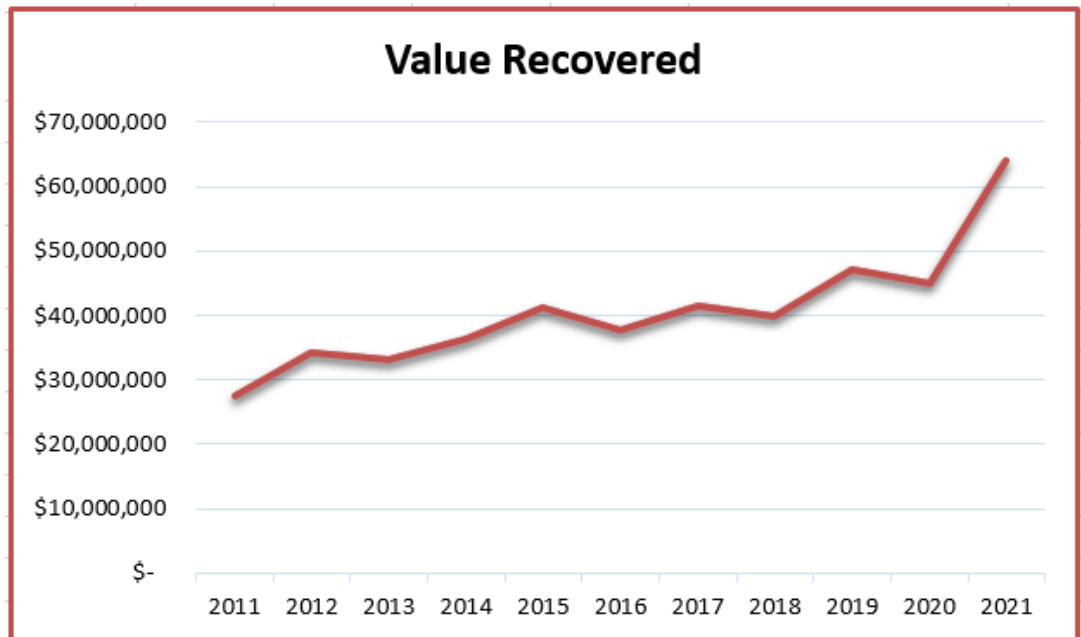
Fiscal Year	ATPA Funded Team Arrests*
2011	2,281
2012	2,701
2013	1,996
2014	1,976
2015	2,012
2016	1,819
2017	1,686
2018	1,489
2019	1,587
2020	1,466
2021	1,414
Totals	20,427

*Most recent data available at time of publication.



Fiscal Year	Value Recovered*
2011	\$ 27,508,471
2012	\$ 34,246,620
2013	\$ 33,278,814
2014	\$ 36,444,712
2015	\$ 41,299,501
2016	\$ 37,671,815
2017	\$ 41,368,371
2018	\$ 39,942,826
2019	\$ 47,160,520
2020	\$ 44,850,448
2021	\$ 63,925,801
Totals	\$ 447,697,899

*Most recent data available at time of publication.

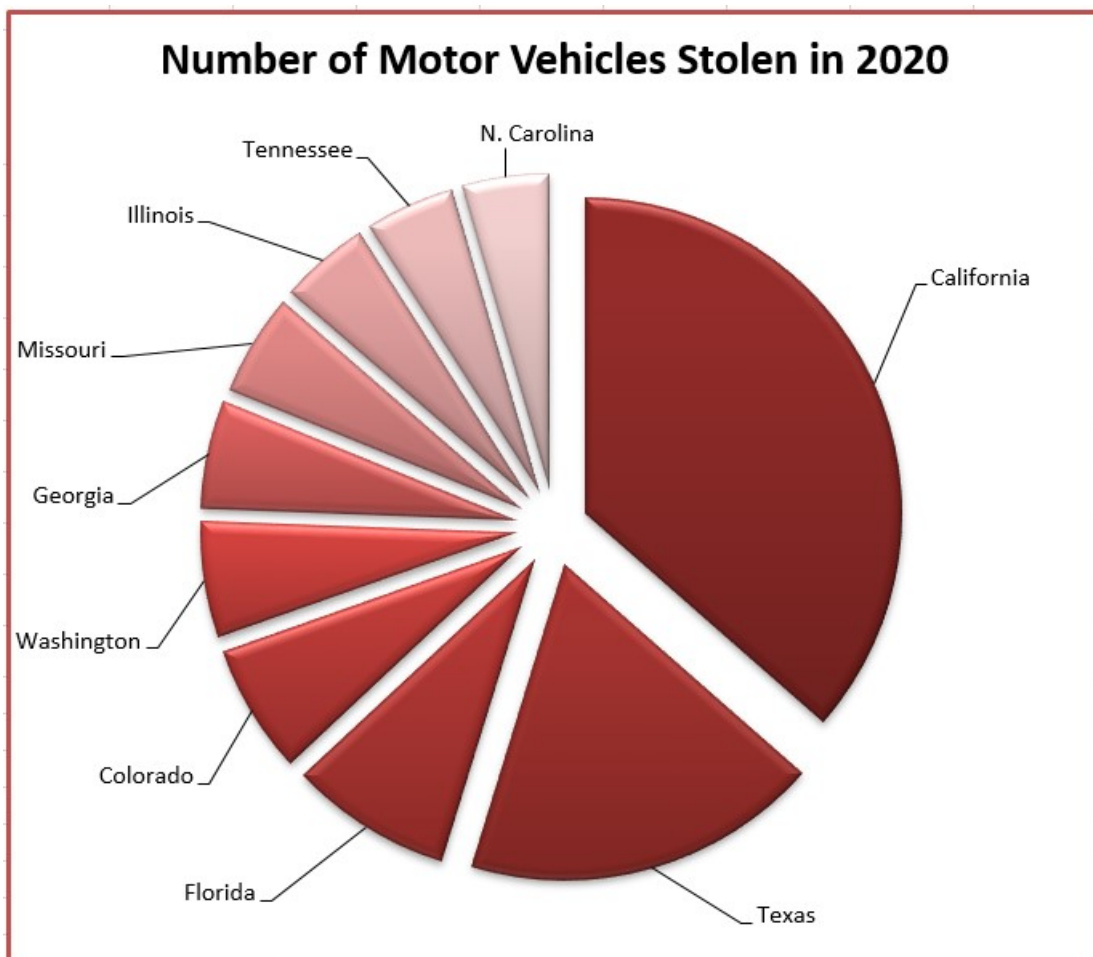


Top Ten States for Motor Vehicle Theft

	State	Number of Motor Vehicles Stolen in 2020*
1	California	168,323
2	Texas	84,276
3	Florida	38,271
4	Colorado	30,452
5	Washington	27,399
6	Georgia	25,506
7	Missouri	24,189
8	Illinois	21,332
9	Tennessee	21,098
10	N. Carolina	20,520

Note that, for the third time in the history of this report, Michigan does not appear in the top ten states for number of vehicles stolen.

**Most recent data available at time of publication, FBI.*

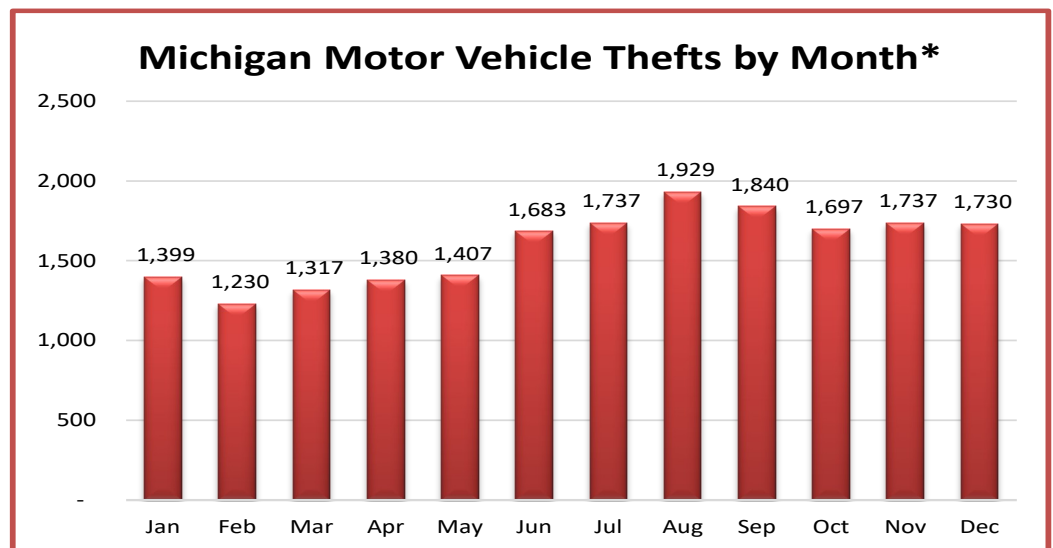


Top Ten Most Stolen Motor Vehicles in 2020

	United States*	Michigan*
1	2006 Ford Pickup (Full Size)	2018 Dodge Charger
2	2004 Chevrolet Pickup (Full Size)	2019 Jeep Cherokee/Grand Cherokee
3	2000 Honda Civic	2020 Ford Pickup (Full Size)
4	1997 Honda Accord	2016 Chevrolet Malibu
5	2019 Toyota Camry	2003 Chevrolet Pickup (Full Size)
6	2020 Nissan Altima	2020 Ford Fusion
7	2005 GMC Pickup (Full Size)	2008 Chevrolet Impala
8	2020 Toyota Corolla	2018 Chevrolet Equinox
9	2000 Honda CR-V	2006 Chevrolet Trailblazer
10	Dodge Pickup (Full Size)	2017 Ford Escape

*Most recent data available at time of publication, National Insurance Crime Bureau.

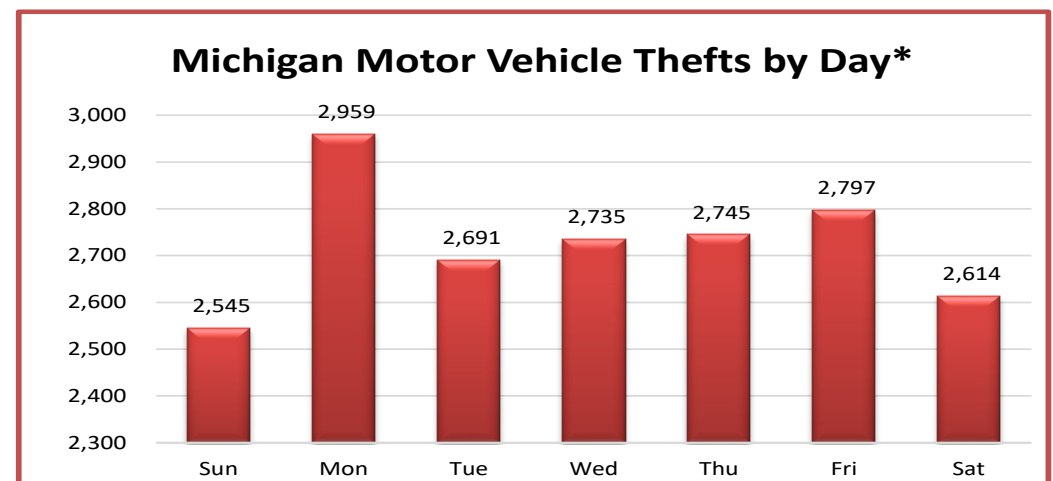
Michigan Motor Vehicle Thefts by Month*	
Jan	1,399
Feb	1,230
Mar	1,317
Apr	1,380
May	1,407
Jun	1,683
Jul	1,737
Aug	1,929
Sep	1,840
Oct	1,697
Nov	1,737
Dec	1,730



*Most recent data available at time of publication, MICR.

*Most recent data available at time of publication, MICR.

Michigan Motor Vehicle Thefts by Day*	
Sun	2,545
Mon	2,959
Tue	2,691
Wed	2,735
Thu	2,745
Fri	2,797
Sat	2,614



*Most recent data available at time of publication, MICR.

ATPA Success Stories

SCAR

Southwest Michigan

Two Michigan officers honored with the American Rental Association and National Equipment Register

D/Tpr. Nicholas Peters and D/Sgt. James Dietz began an investigation after recovering a mini excavator in April 2020. A two-month long investigation led to the recovery of more than 20 pieces of rental equipment totaling over \$700,000 in value. The equipment had been stolen from rental companies across the Midwest. The main suspect was arrested and charged with Operating a Chop Shop and several counts of Receiving and Concealing stolen equipment. D/Sergeant Dietz and D/Trooper Peters received information of a subject attempting to fraudulently rent heavy equipment from an American Rental Association (ARA) member in April 2020. A National Equipment Register Alert was sent out and detectives were contacted by other ARA members who had contact with the same subject. D/Trooper Peters and D/Sergeant Dietz were able to set up a sting operation at one of the ARA businesses and were able to catch the individual red handed. This investigation also led to the recovery of stolen rental equipment from Kentucky. The individual was later charged with conducting a Criminal Enterprise. D/Trooper Peters and D/Sergeant Dietz received a tip in January 2021 regarding a company building seawalls on the lake Michigan shoreline. They discovered the company had rented several large vibratory hammers and excavators and defaulted on the monthly rental fees. The suspect was actively moving the equipment to different job sites in order to continue to use the equipment. D/Sergeant Dietz and D/Trooper Peters recovered two vibratory hammers and a bulldozer with a combined value over \$300,000. The machines were returned to the rental company in St. Louis, Missouri. In 2020 and 2021, D/Trooper Peters and D/Sergeant Dietz conducted several additional rental theft investigations involving ARA member companies. These investigations resulted in several felony arrests and additional recoveries. D/Trooper Peters and D/Sergeant Dietz have also been proactive in assisting ARA member companies by providing information and strategies to help prevent the theft of their assets. In December 2020, D/Sergeant Dietz and D/Trooper Peters were invited to speak at the winter conference for the ARA of Michigan to "Fight Rental Theft." The detectives covered topics related to preventing fraudulent rentals.



SEATT

Southeast Michigan

SEATT received information that a 2020 Dodge Charger had been stolen from an Ann Arbor dealership. The vehicle was reported as being equipped with LOJACK, so SEATT detectives began working with LOJACK via the dealership and tracked the vehicle to a garage in Inkster. A search warrant was executed which resulted in the recovery of the Charger from the garage. A search of the premises also resulted in the recovery of a stolen 2021 Dodge Charger Hellcat hidden behind a privacy fence which had been stolen from a manufacturer's holding lot. The homeowner was arrested and lodged on charges of Operating a Chop Shop and Receiving and Concealing stolen vehicles. The total value recovered was \$140,000.



ATPA Financial Statement

Schedule of Sources, Disposition of Authorizations, and Changes in Balances Fiscal Year (FY) Ending September 30, 2021

SOURCES

Insurance Company Assessments	\$6,958,925
Interest on Investments	\$6,997
Grantee Payment Refund	\$20,117
Offsets of Revenue-Civil Service Assessment	(\$7,891)
	\$6,978,148

DISPOSITION

Grantee Expenditures	\$7,233,322
Office Operations	\$502,280
	\$7,735,601
Excess of Sources Over (Under) Disposition	(\$757,454)
Beginning Balances	\$3,859,908

TOTAL UNEXPENDED AND UNRESTRICTED BALANCES	\$3,102,454
---	--------------------

Note 1:

a. Reporting Entity

The above financial schedule reports the results of the financial transactions of the ATPA for FY 2021. The ATPA's operations are accounted for in the state's general fund and are reported in the Michigan Comprehensive Annual Financial Report.

The Michigan Comprehensive Annual Financial Report provides general disclosures regarding: Summary of Significant Accounting Policies, Budgeting and Budgetary Control, State Treasurer's Common Cash, Pension Benefits, Compensated Absences, General Long-Term Obligations, Contingencies, and Other Commitments.

b. Basis of Accounting

The above financial schedule is prepared on the modified accrual basis of accounting, as explained in more detail in the Michigan Comprehensive Annual Financial Report.

The above financial schedule includes only the sources and disposition of authorizations and the changes in balances for the ATPA's general fund accounts. Accordingly, the financial schedule is not intended to constitute a complete financial presentation of either the ATPA or the general fund, in accordance with generally accepted accounting principles.

Note 2:

Matching Percent

The ATPA Board of Directors matching fund requirement is 40 percent. There is no matching fund requirement for non-profit grantees, as they are funded at 100 percent.

** Due to rounding, totals may be off by one dollar.*

Insurance Company Assessments Received in 2021

(The following schedule represents 2020 assessments based on the number of written car years of insured vehicles in 2020 providing no-fault personal injury protection. Assessments were due April 1, 2021.)

	Name of Company	ATPA Assessment		Name of Company	ATPA Assessment
1	State Farm Mutual Auto Ins. Co.	\$1,099,499	46	Falls Lake National Ins. Co.	\$13,701
2	Progressive Ins. Co.	\$774,442	47	Benchmark Insurance Co.	\$13,372
3	Auto Club Group	\$662,445	48	Hartford Ins. Midwest	\$12,751
4	Auto-Owners Ins. Co.	\$661,365	49	Secura Ins. Co.	\$12,702
5	Hanover Ins. Group	\$394,824	50	Allstate Ins. Co.	\$12,555
6	Progressive Ins. Co.	\$372,869	51	Foremost Ins. Co.	\$11,738
7	Farm Bureau General Ins. Co. of MI	\$302,636	52	Selective Ins.	\$10,297
8	Auto-Owners Ins. Co.	\$294,779	53	American International Group Inc.	\$9,995
9	Allstate Fire Casualty Ins. Co.	\$242,338	54	Arch Ins. Co.	\$9,952
10	Franklin Ins.	\$149,052	55	Northern Mutual Ins. Co.	\$9,003
11	USAA Casualty Ins. Co.	\$141,434	56	Amica Mutual Ins. Co.	\$8,166
12	Pioneer State Mutual Ins. Co.	\$123,870	57	Liberty Mutual Group Inc.	\$8,066
13	Liberty Mutual Group Inc.	\$116,747	58	Liberty Mutual Group Inc.	\$8,056
14	Allstate Property & Casualty Ins. Co.	\$108,594	59	US Specialty Ins. Co.	\$7,989
15	Esurance Property & Casualty Ins. Co.	\$87,404	60	Liberty Mutual Group Inc.	\$7,793
16	Markel Corporation	\$80,754	61	Grange Ins. Co.	\$7,560
17	Farm Bureau Mutual Ins. Co. of MI	\$67,505	62	USA Underwriters	\$7,471
18	Farmer Ins. Exchange	\$67,462	63	CNA Continental Casualty Co.	\$7,322
19	USAA Automobile Assoc.	\$63,498	64	Northland Ins. Co.	\$6,973
20	Acuity Ins.	\$63,470	65	Central Mutual Ins. Co.	\$6,803
21	Hartford Trumbull Ins. Co.	\$58,296	66	Federated Mutual Ins. Co.	\$5,920
22	GEICO Direct	\$51,969	67	Northland Ins. Co.	\$5,822
23	Liberty Mutual Group Inc.	\$51,533	68	Tokio Marine American Ins. Co.	\$5,468
24	Cincinnati Ins. Co.	\$43,057	69	American Bankers Ins. Florida	\$4,857
25	Michigan Ins. Co.	\$41,988	70	Selective Ins.	\$4,756
26	Hastings Mutual Ins. Co.	\$40,365	71	Technology Ins. Co. Inc.	\$4,082
27	State Auto Ins. Co.	\$39,144	72	Secura Supreme Ins.	\$3,603
28	ACE American Ins. Co.	\$38,646	73	Hartford Ins. Midwest	\$3,585
29	National General Management Co.	\$34,740	74	Travelers Property Casualty America	\$3,537
30	Ohio Farmers Ins. Co.	\$31,939	75	National Trust Ins. Co.	\$3,430
31	MetLife Auto and Home Ins.	\$27,333	76	AXA XL Greenwich Ins. Co.	\$3,372
32	EMC Ins.	\$27,146	77	Travelers Indemnity Co. America	\$3,329
33	Nationwide Mutual Ins. Co.	\$25,861	78	American Modern Home Ins. Co.	\$3,222
34	Old Republic Ins. Co.	\$23,055	79	Hanover Ins. Co.	\$3,122
35	American Family Connect Ins. Co.	\$20,139	80	AXA XL SL Ins. America	\$3,065
36	National General Management Co.	\$19,128	81	Cherokee Ins. Co.	\$2,841
37	Wolverine Mutual Ins. Co.	\$18,355	82	Amerisure Ins. Co.	\$2,821
38	Ohio Farmers Ins. Co.	\$16,837	83	Amerisure Partners Ins. Co. Inc.	\$2,744
39	Zurich American Ins. Co.	\$16,764	84	Travelers Indemnity Co.	\$2,696
40	Liberty Mutual Group Inc.	\$16,733	85	Protective Ins. Co.	\$2,679
41	Philadelphia Indemnity Ins. Co.	\$15,961	86	Travelers Indemnity Co. CT	\$2,633
42	National General Management Co.	\$15,680	87	Selective Ins.	\$2,630
43	Nationwide Mutual Ins. Co.	\$15,506	88	AM Property and Casualty Co.	\$2,614
44	Farmer Ins. Exchange	\$15,192	89	Federated Service Ins. Co.	\$2,601
45	National General Management Co.	\$14,367	90	MetLife Auto and Home Ins. Co.	\$2,470

* Due to rounding, totals may be off by one dollar.

Insurance Company Assessments Received in 2021

(The following schedule represents 2020 assessments, based on the number of written car years of insured vehicles in 2020 providing no-fault personal injury protection. Assessments were due April 1, 2021.)

	Name of Company	ATPA Assessment		Name of Company	ATPA Assessment
91	Ansur America Ins. Co.	\$2,411	135	PMA Companies	\$649
92	State Auto Ins. Co.	\$2,400	136	Berkley Ins. Co.	\$638
93	Safety National Casualty Ins. Co.	\$2,350	137	Intact Ins.	\$635
94	Esurance Ins. Co.	\$2,286	138	Great American Ins. Co.	\$618
95	Hartford Ins. Co.	\$2,246	139	Monroe Guaranty Ins. Co.	\$603
96	Argonaut Ins. Co.	\$2,195	140	Federated Rural Electric Ins.	\$592
97	Allianz Agrus Co.	\$2,177	141	Argonaut Ins. Co.	\$581
98	Cincinnati Casualty Co.	\$2,117	142	Mid Century Ins. Co.	\$575
99	Pure Ins. Co.	\$2,065	143	State Farm Fire Casualty Co.	\$555
100	Brotherhood Mutual Ins. Co.	\$2,000	144	Hartford Ins. Co.	\$552
101	Ohio Farmers Ins. Co.	\$1,869	145	Technology Ins. Co. Inc.	\$530
102	Michigan Millers Ins. Co.	\$1,840	146	Michigan Automobile Ins. Placement	\$529
103	Cincinnati Indemnity Co.	\$1,821	147	AXIS Ins. Co.	\$514
104	Church Mutual Ins. Co.	\$1,756	148	Michigan Automobile Ins. Placement	\$508
105	Technology Ins. Co. Inc.	\$1,753	149	North American Elite Ins. Co.	\$501
106	Sentry Ins. Co.	\$1,707	150	First Guard Ins. Co.	\$501
107	Liberty Mutual Group Inc.	\$1,642	151	RLI Ins.	\$498
108	Encompass Indemnity Co.	\$1,566	152	Mitsui Sumitomo Ins. USA	\$489
109	Foremost Property & Casualty Ins.	\$1,560	153	American Family Mutual Ins. Co.	\$459
110	QBE General Casualty Wisconsin	\$1,553	154	Hanover Ins. Group	\$438
111	West Bend Mutual Ins.	\$1,525	155	Liberty Mutual Group Inc.	\$436
112	FCCI Ins. Co.	\$1,323	156	Everest Premier Ins. Co.	\$425
113	Amerisure Mutual Ins. Co.	\$1,295	157	AXA XL Specialty Ins. Co.	\$421
114	Technology Ins. Co. Inc.	\$1,266	158	Chandler USA Inc.	\$417
115	Selective Ins.	\$1,229	159	Liberty Mutual Group Inc.	\$413
116	Charter Oak Fire Ins. Co.	\$1,121	160	American Alternative Ins. Co.	\$382
117	MetLife Auto & Home Ins.	\$1,104	161	Liberty Mutual Group Inc.	\$339
118	Hartford Ins. Co.	\$1,083	162	Hartford Ins. Co.	\$334
119	Star Ins. Co.	\$1,052	163	Berkley Ins. Co.	\$324
120	Starr Indemnity & Liability Co.	\$1,020	164	Hanover Ins. Group	\$296
121	Guideone Ins.	\$1,019	165	Berkley Ins. Co.	\$274
122	Canal Ins. Co.	\$1,019	166	Berkley Ins. Co.	\$267
123	Everest National Ins. Co.	\$946	167	Navigators Ins. Co.	\$258
124	Truck Ins. Exchange	\$893	168	Conifer Ins. Co.	\$258
125	Electric Ins. Co.	\$837	169	Hanover Ins. Group	\$257
126	Berkley Ins. Co.	\$827	170	Hallmark Financial Services Co.	\$253
127	Phoenix Ins. Co.	\$804	171	Pharmacists Mutual	\$239
128	Berkley Ins. Co.	\$777	172	Mitsui Sumitomo Ins. USA	\$234
129	Federated Reserve Ins. Co.	\$772	173	Hartford Ins. Co.	\$230
130	Berkley Ins. Co.	\$761	174	State National Ins. Co.	\$228
131	Travelers Casualty Ins. Co. America	\$676	175	Technology Ins. Co. Inc.	\$221
132	Berkley Ins. Co.	\$668	176	Bitco General Ins. Co.	\$217
133	Merchants Mutual Ins. Co.	\$651	177	HDI Global Ins. Co.	\$202
134	Berkley Ins. Co.	\$650	178	Hanover Ins. Group	\$199

* Due to rounding, totals may be off by one dollar.

Insurance Company Assessments Received in 2021

(The following schedule represents 2020 assessments, based on the number of written car years of insured vehicles in 2020 providing no-fault personal injury protection. Assessments were due April 1, 2021.)

	Name of Company	ATPA Assessment		Name of Company	ATPA Assessment
179	Hartford Ins. Co.	\$195	206	Liberty Mutual Group Inc.	\$37
180	CEVA Freight LLC	\$177	207	Liberty Mutual Group Inc.	\$35
181	Waterford Ins. Co.	\$166	208	Rural Trust Ins. Co.	\$34
182	Liberty Mutual Group Inc.	\$152	209	Technology Ins. Co. Inc.	\$30
183	Everest Danali Ins. Co.	\$151	210	Endurance Services LTD	\$27
184	CUNA Mutual Group Co.	\$148	211	North American Specialty Ins. Co.	\$24
185	QBC Regent Ins. Co.	\$147	212	Utica National Ins. Group	\$20
186	Standard Fire Ins. Co.	\$142	213	Berkley Ins. Co.	\$20
187	Berkley Ins. Co.	\$141	214	Allstate Indemnity Co.	\$15
188	American Contractors Ins. Co.	\$139	215	Berkley Ins. Co.	\$14
189	Encompass Property and Casualty Co.	\$127	216	Samsung Fire and Marine Ins. Co.	\$13
190	Liberty Mutual Group Inc.	\$120	217	Affinity Mutual Ins. Co.	\$11
191	Liberty Mutual Group Inc.	\$115	218	Liberty Mutual Group Inc.	\$11
192	Endurance Services LTD	\$114	219	Liberty Mutual Group Inc.	\$10
193	Liberty Mutual Group Inc.	\$113	220	Hiscox Ins. Co.	\$9
194	Williamsburg National Ins. Co.	\$113	221	Donegal Ins. Group	\$9
195	Starstone National Ins. Co.	\$105	222	Old Republican General Ins. Co.	\$7
196	Hig Service Ins. Co.	\$91	223	American Family Home Ins. Co.	\$7
197	Pennsylvania Lumbermens Group	\$90	224	Procentury Ins. Co.	\$6
198	Repwest Ins. Co.	\$75	225	Bay Ins. Risk Retention	\$4
199	AXA XL THE Ins. Co. Inc.	\$64	226	National Specialty Ins. Co.	\$2
200	CEVA Logistics US	\$58	227	Utica National Ins. Group	\$1
201	Berkley Ins. Co.	\$51	228	American Southern Home Ins. Co.	\$1
202	Liberty Mutual Group Inc.	\$47			
203	Clear Blue Ins. Co.	\$45			
204	Westport Ins. Co.	\$43			
205	Capitol Indemnity Co.	\$42			

* Due to rounding, totals may be off by one dollar.

GRAND TOTAL	\$6,958,925
--------------------	--------------------



This report of the Michigan Automobile Theft Prevention Authority is published as required by Public Act 174 of 1992. This report is not paid for with state general purpose funds.