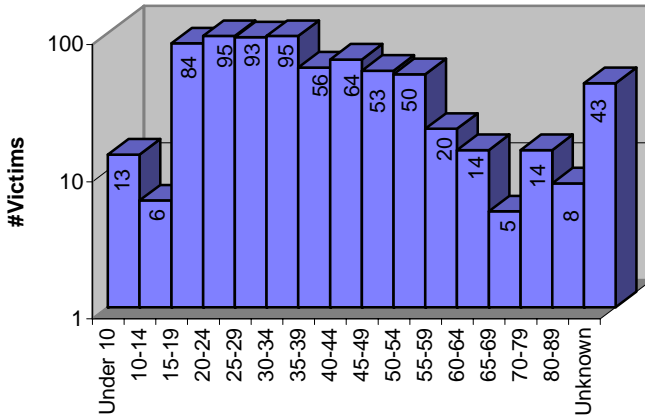


Definitions: Murder is the willful killing of one human being by another.
Offenses are the unlawful acts reported to a law enforcement agency.
Victims are the injured party of the offense.

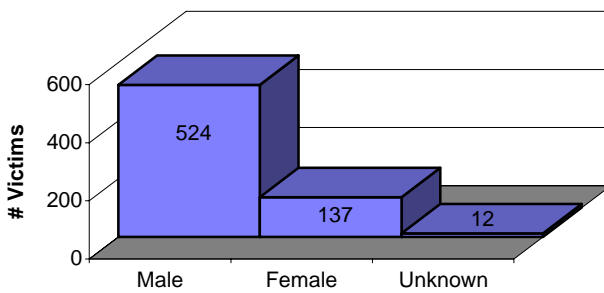
Number of Offenses: 629
 Number of Victims: 673

Age of Victim



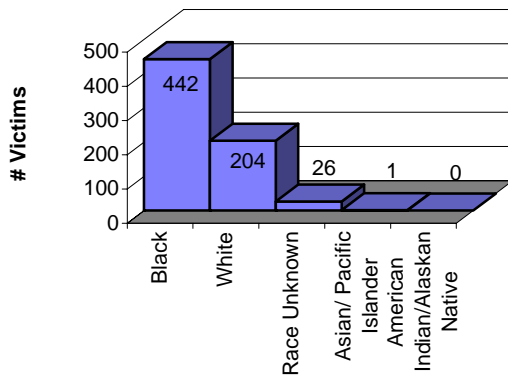
Persons between the ages of 25 to 39 accounted for the majority of the murder victims (36%).

Sex of Victim



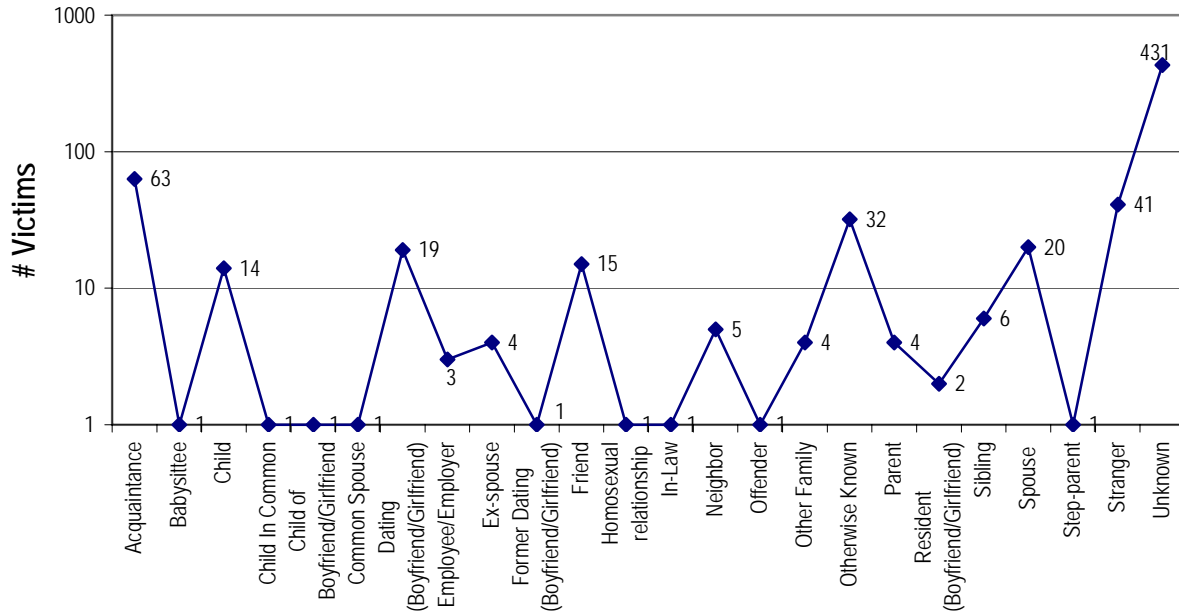
In 2007, most murder victims were male (78%). This is a reported decrease of 2% from 2006.

Race of Victim



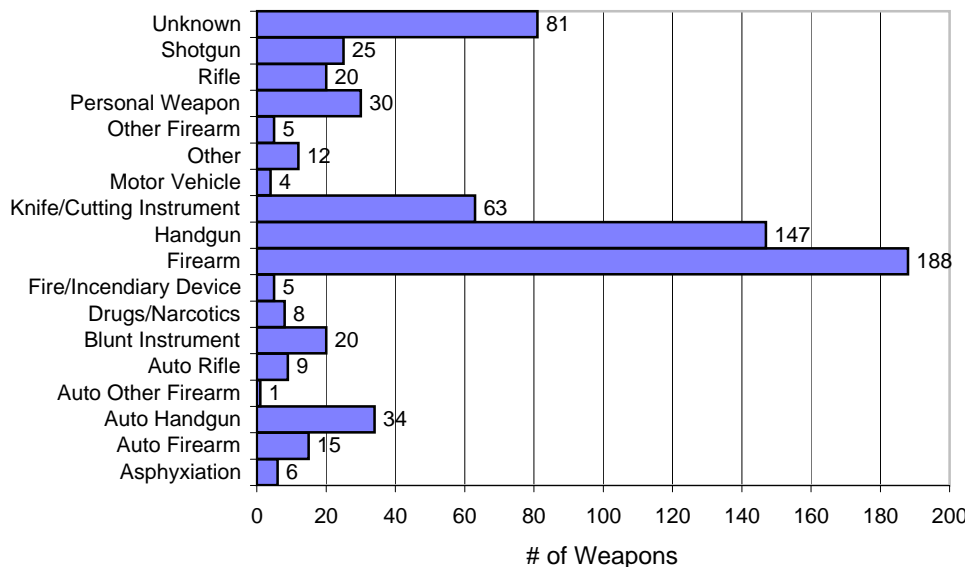
In 2007, 65% of murder victims were black.

Victim to Offender Relationship



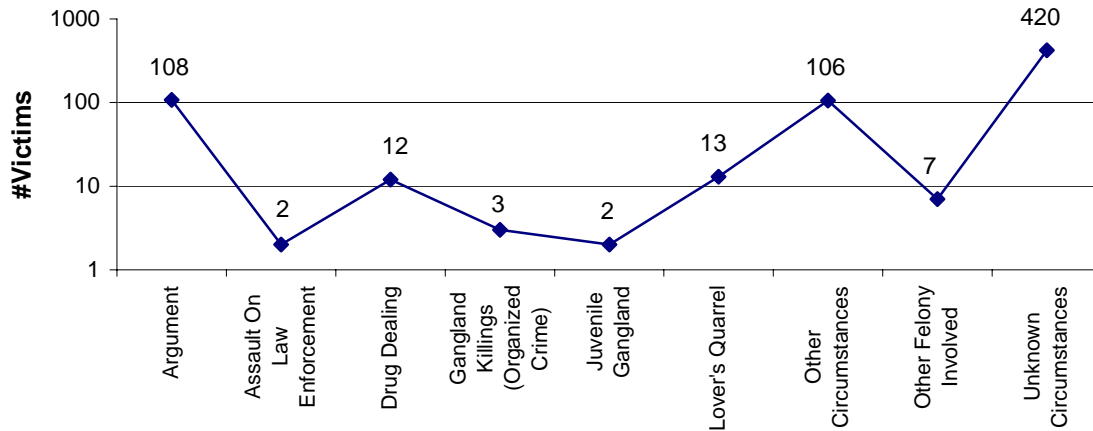
Sixty-four (64%) percent of the victim to offender relationships were unknown.
Nine (9%) percent of the victim to offender relationships were acquaintance.

Weapons Used



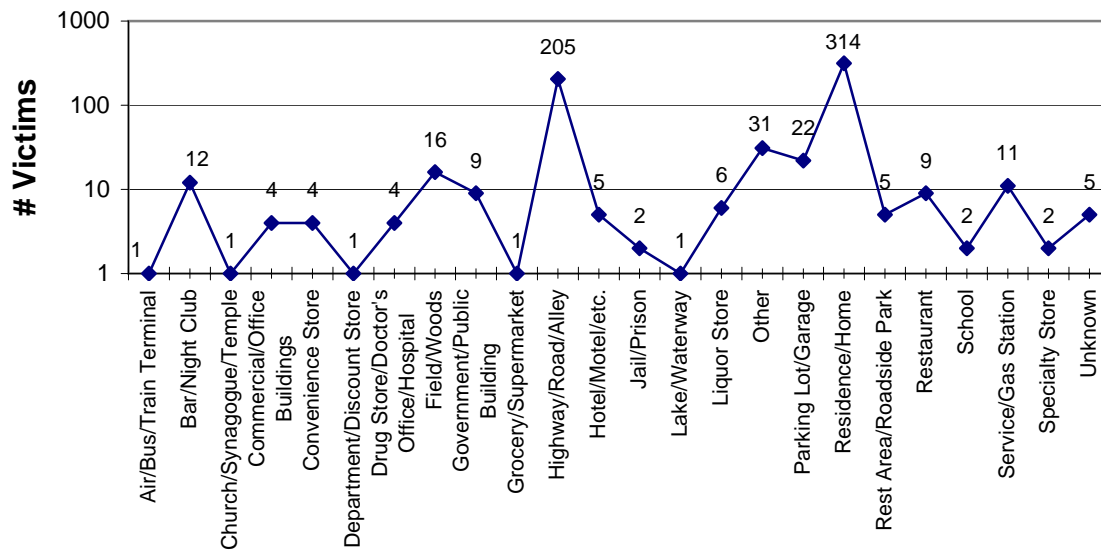
Weapon type of "Firearm" was reported for most incidents.

Victim Circumstances



Upon review, 62% of the time the law enforcement officers were unable to determine the circumstance surrounding the murder at the time of the report.

Location of Murders



In 2007, 47% of the time the victims were murdered in a Residence/Home. The location of Highway/Road/Alley has the next largest percentage (30%).

Murder/Non-Negligent Manslaughter

Arrests by Age, Sex, and Race

Age Group	Female American Indian/Alaskan Native	Female Asian/Pacific Islander	Female Black	Female Unknown	Female White	Male American Indian/Alaskan Native	Male Asian/Pacific Islander	Male Black	Male Unknown	Male White	Totals
13-14	0	0	0	0	0	0	0	0	0	2	2
15	0	0	1	0	0	0	0	1	0	1	3
16	0	0	1	0	0	0	0	6	0	0	7
Juvenile Arrests	0	0	2	0	0	0	0	7	0	3	12
17	0	0	1	0	0	0	0	9	0	5	15
18	0	0	0	0	0	0	0	17	0	3	20
19	0	0	1	0	0	0	0	19	0	6	26
20	0	0	0	0	0	0	0	16	0	1	17
21	0	0	1	0	0	0	0	20	0	4	25
22	0	0	0	0	1	0	1	6	0	1	9
23	0	0	2	0	0	0	0	8	0	1	11
24	0	0	2	0	0	0	0	10	0	0	12
25-29	0	0	3	1	3	0	0	40	1	7	55
30-34	0	0	1	0	2	0	0	9	1	7	20
35-39	0	0	3	0	1	0	0	5	0	7	16
40-44	0	0	2	0	0	0	0	13	0	8	23
45-49	0	0	2	0	0	0	0	2	1	8	13
50-54	0	0	1	0	1	0	0	4	0	1	7
55-59	0	0	0	0	1	0	0	7	0	2	10
60-64	0	0	0	0	0	0	0	1	0	2	3
65 & over	0	0	0	0	0	0	0	1	0	1	2
Adult Arrests	0	0	19	1	9	0	1	187	3	64	284
Grand Totals:	0	0	21	1	9	0	1	194	3	67	296