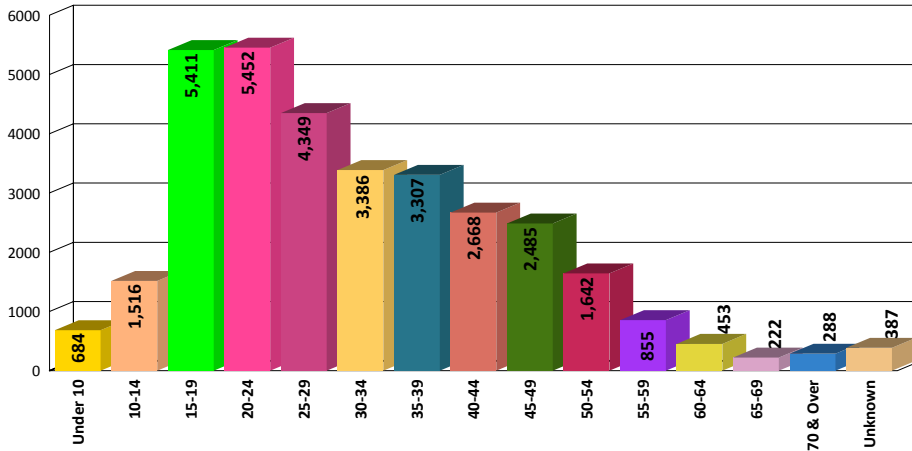
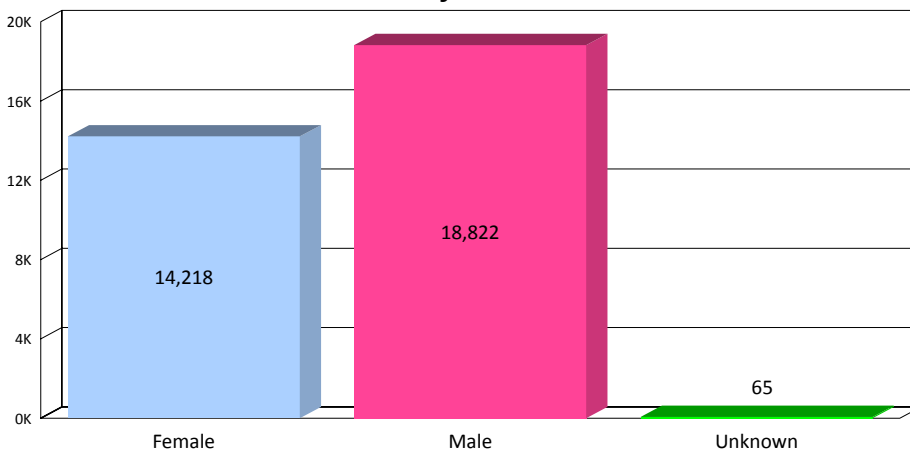


**Age of Victims**



**Definition:** An unlawful attack by one person upon another wherein the offender uses a weapon or displays it in a threatening manner, or the victim suffers obvious severe or aggravated bodily injury involving apparent broken bones, loss of teeth, possible internal injury, severe laceration, or loss of consciousness.

**Sex of Victims**

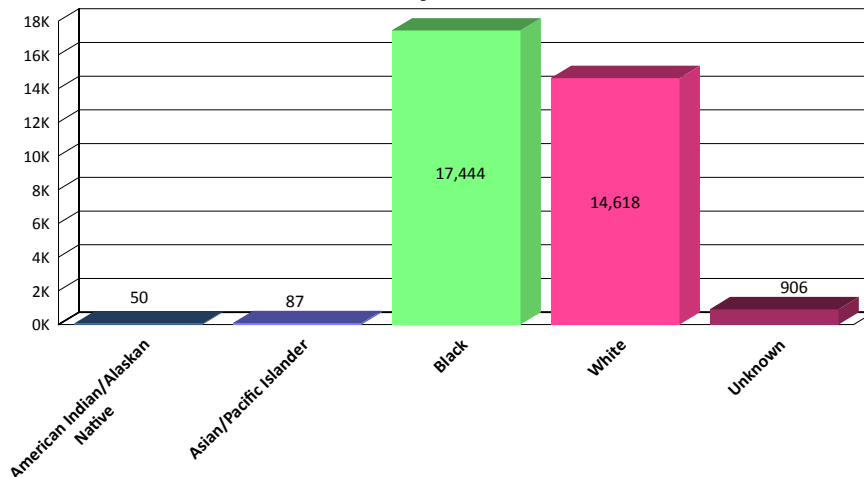


Persons between the ages 20 - 24 accounted for the majority of the aggravated assault victims (16%).

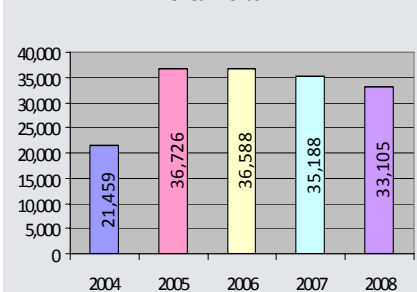
In 2008, most victims of aggravated assault were male (57%). There is a reported decrease of 6% for the number of aggravated assaults from 2007.

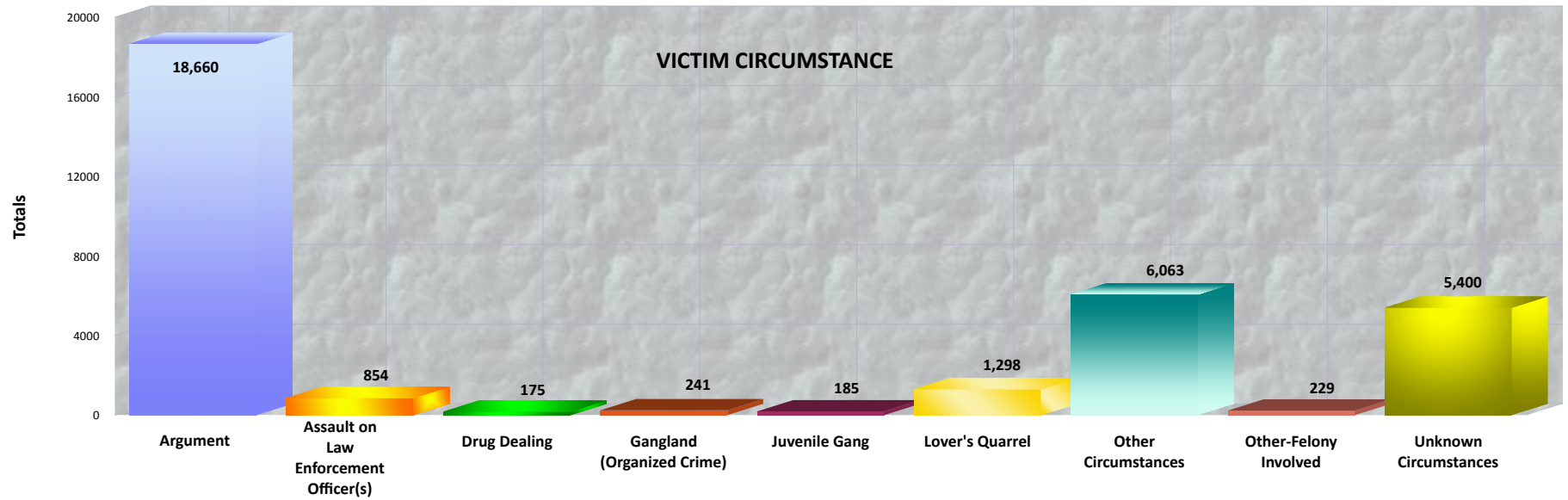
Victims of the "Black" race accounted for 53% of the victims. This is a decrease of 1% from 2007.

**Race of Victims**

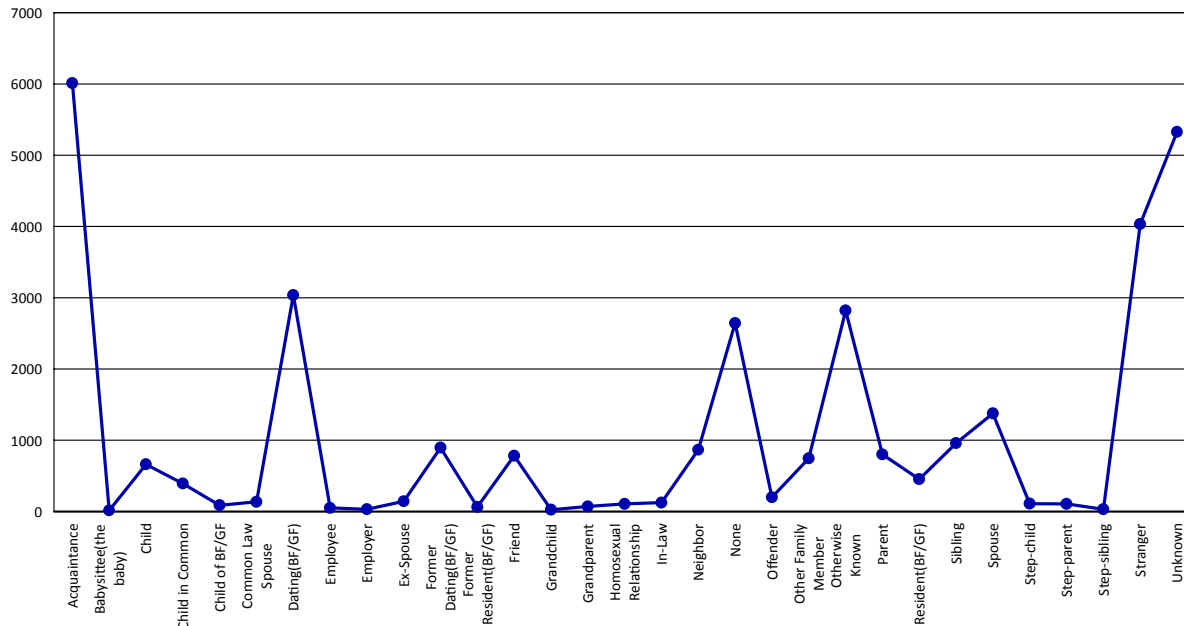


**5 Year Trends**



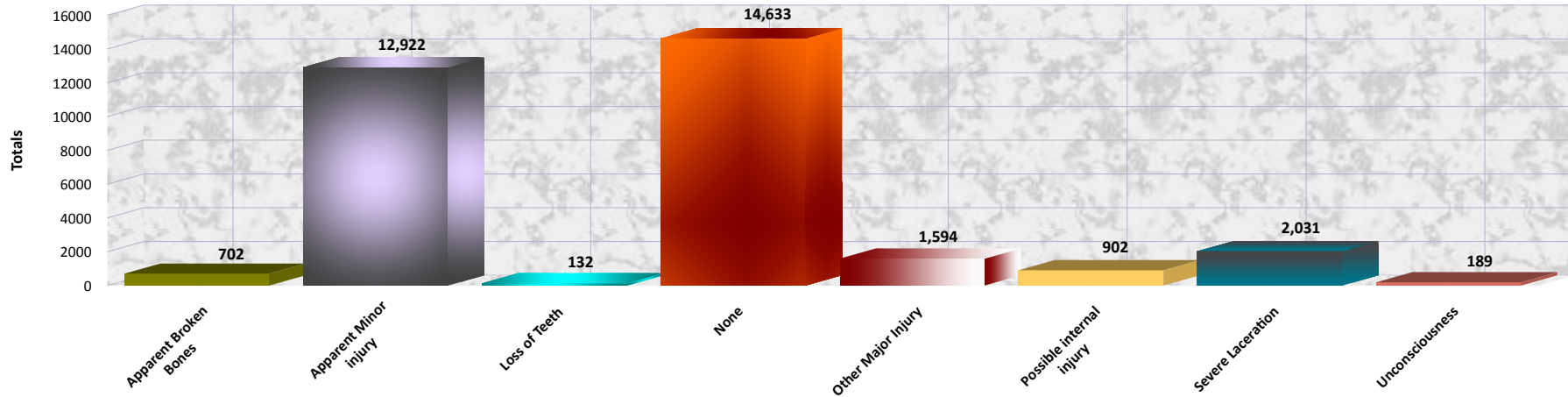


**Victim to Offender Relationship**

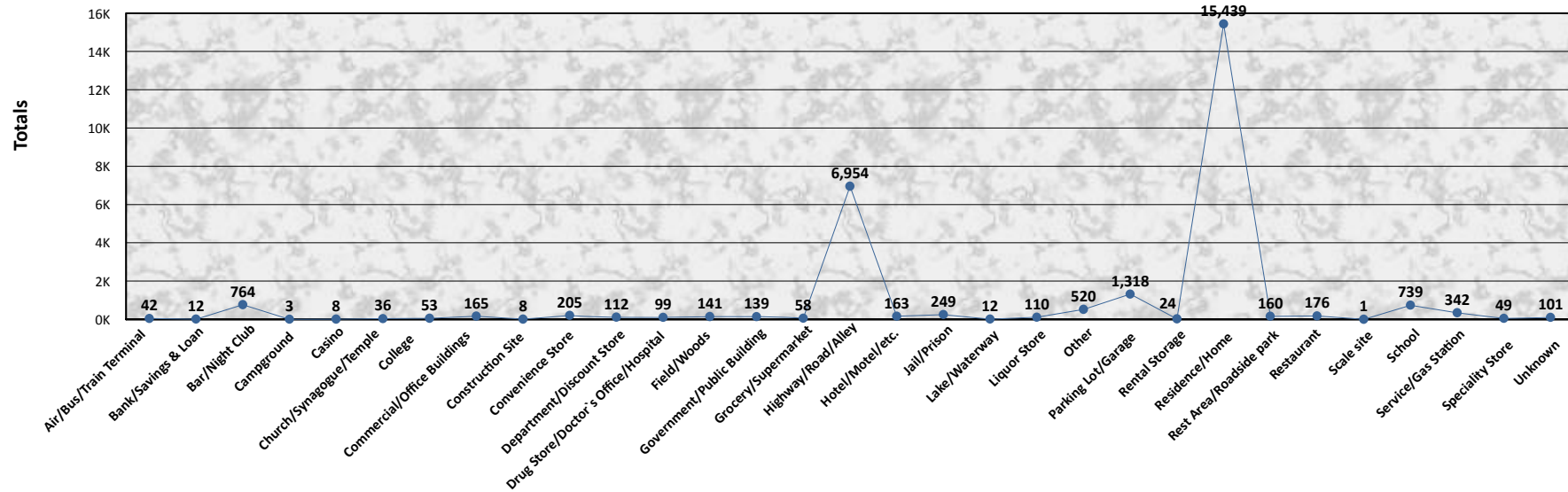


Victim to Offender Relationship			
Acquaintance	6,012	Homosexual Relationship	106
Babysitter	15	In-law	124
Child	662	Neighbor	866
Child in Common	392	None	2,644
Child of Boyfriend/Girlfriend	87	Offender	199
Common Law Spouse	135	Other Family Member	745
Dating (Boyfriend/Girlfriend)	3,037	Otherwise Known	2,821
Employee	50	Parent	801
Employer	31	Resident BF/GF	454
Ex-spouse	143	Sibling	959
Former Dating BF/GF	896	Spouse	1,377
Former Resident BF/GF	64	Step-child	110
Friend	782	Step-parent	106
Grandchild	25	Step-sibling	81
Grandparent	70	Stranger	4,034
		Unknown	5,327
Total Relationships: 33,155			

**VICTIM INJURY**



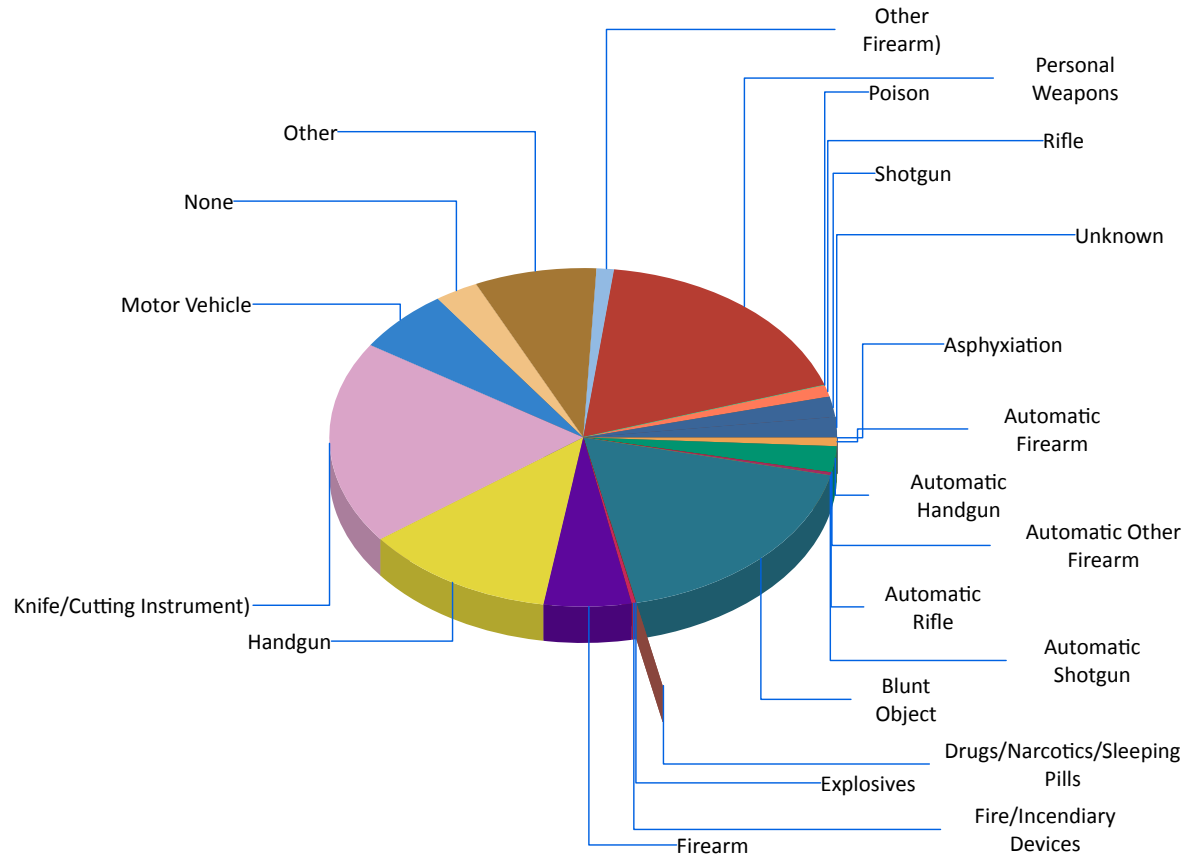
**LOCATION OF CRIME**



**AGGRAVATED/FELONIOUS**  
**ASSAULT**

33,105 Victims - 28,202 Incidents

**WEAPONS USED**



Asphyxiation	30	0.1%
Automatic Firearm	218	0.7%
Automatic Handgun	818	2.5%
Automatic Other Firearm	33	0.1%
Automatic Rifle	120	0.4%
Automatic Shotgun	16	0.0%
Blunt Object	5920	17.9%
Drugs/Narcotics/Sleeping Pills	8	0.0%
Explosives	22	0.1%
Fire/Incendiary Devices	64	0.2%
Firearm	1821	5.5%
Handgun	4111	12.4%
Knife/Cutting Instrument)	6362	19.2%
Motor Vehicle	2095	6.3%
None	868	2.6%
Other	2643	8.0%
Other Firearm)	325	1.0%
Personal Weapons	5953	18.0%
Poison	49	0.1%
Rifle	374	1.1%
Shotgun	649	2.0%
Unknown	606	1.8%
<b>Total:</b>	<b>33105</b>	<b>100.0%</b>

**AGGRAVATED/FELONIOUS**  
**ASSAULT**

Number of Incidents: 28,282  Number of Victims: 33,105		Arrests By Age, Sex, and Race										Total
		FEMALE					MALE					
		American Indian/Alaskan Native	Asian/Pacific Islander	Black	Unknown	White	American Indian/Alaskan Native	Asian/Pacific Islander	Black	Unknown	White	
Age Group												
<b>TOTAL JUVENILES</b>	10 & Under	0	0	1	0	0	0	0	9	0	15	25
	11-12	0	0	17	0	11	0	0	25	4	29	86
	13-14	0	0	56	3	36	1	1	118	2	89	306
	15	0	0	47	2	19	2	0	114	5	95	284
	16	0	0	45	0	26	1	1	120	4	98	295
	<b>Total</b>	<b>0</b>	<b>0</b>	<b>166</b>	<b>5</b>	<b>92</b>	<b>4</b>	<b>2</b>	<b>386</b>	<b>15</b>	<b>326</b>	<b>996</b>
<b>TOTAL ADULTS</b>	17	0	0	73	2	59	0	1	168	8	140	451
	18	0	0	71	2	41	1	0	177	11	141	444
	19	0	0	63	0	41	1	0	140	6	144	395
	20	1	2	56	2	31	1	1	108	7	136	345
	21	0	1	66	2	35	1	1	110	5	146	367
	22	0	0	68	2	41	0	1	97	5	156	370
	23	1	0	52	1	41	2	3	106	3	146	355
	24	1	0	44	1	38	0	4	84	3	138	313
	25-29	0	2	198	3	138	9	5	445	26	582	1,408
	30-34	2	1	167	4	132	5	3	384	14	444	1,156
	35-39	2	2	144	2	105	5	2	316	16	396	990
	40-44	4	0	167	2	101	4	2	322	15	370	987
	45-49	4	0	108	1	98	1	0	296	5	361	874
	50-54	0	0	68	0	44	3	0	177	8	199	499
	55-59	3	0	34	0	22	0	0	104	6	105	274
	60-64	0	1	13	0	10	0	1	49	1	57	132
65 & Above	0	0	6	1	5	0	1	48	1	45	107	
	<b>Total</b>	<b>18</b>	<b>9</b>	<b>1,398</b>	<b>25</b>	<b>982</b>	<b>33</b>	<b>25</b>	<b>3,131</b>	<b>140</b>	<b>3,706</b>	<b>9,467</b>
	<b>Grand Total:</b>	<b>18</b>	<b>9</b>	<b>1,564</b>	<b>30</b>	<b>1,074</b>	<b>37</b>	<b>27</b>	<b>3,517</b>	<b>155</b>	<b>4,032</b>	<b>10,463</b>