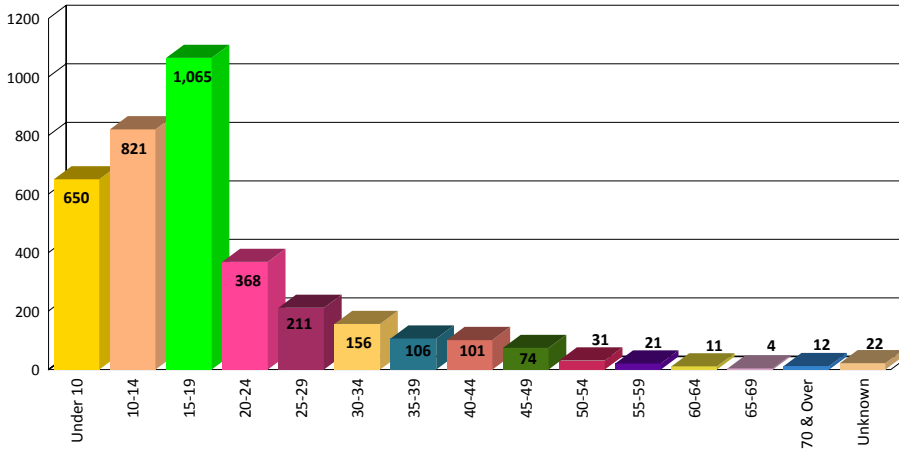
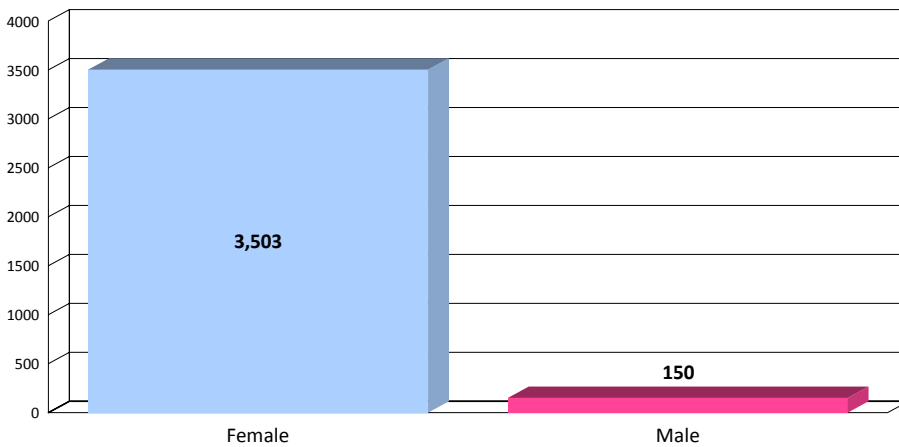


**Age of Victims**



**Definition:** The sexual intercourse of a person, forcibly and/or against that person's will; or, not forcibly or against the person's will where the victim is incapable of giving consent because of his/her temporary or permanent mental or physical incapacity.

**Sex of Victims**

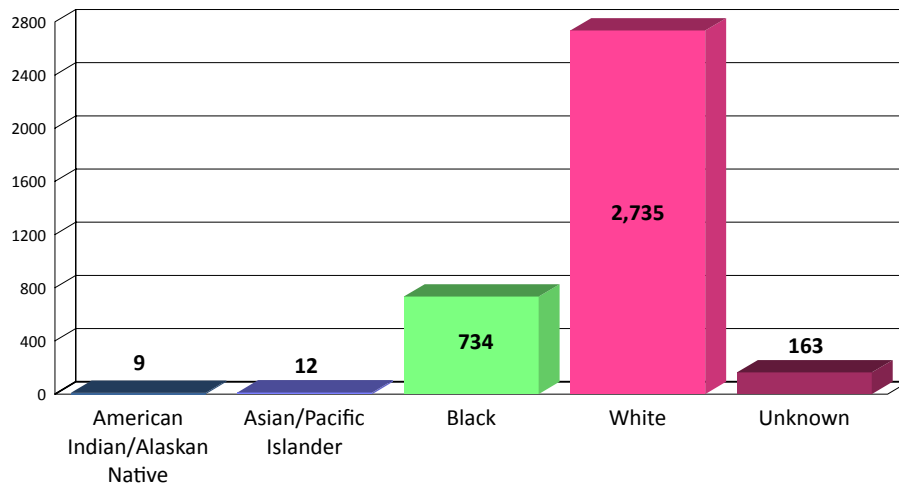


There were more victims of this crime between the ages 15-19 (29%).

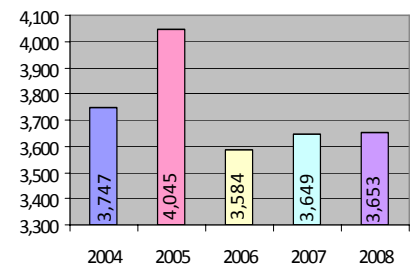
Ninety-six percent (96%) of the victims were reported as Females.

Seventy-five percent (75%) of the victims were of the "White" race.

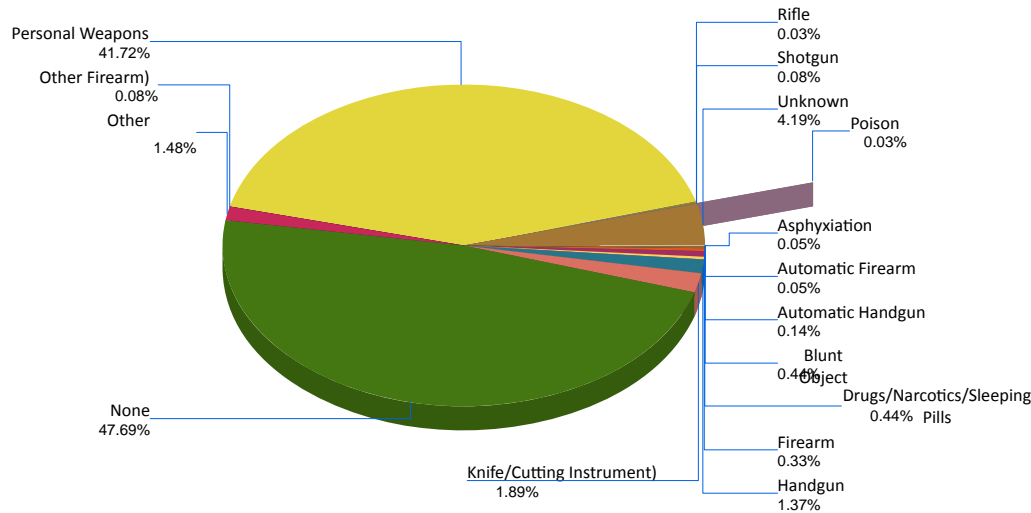
**Race of Victims**



**5 Year Trends**

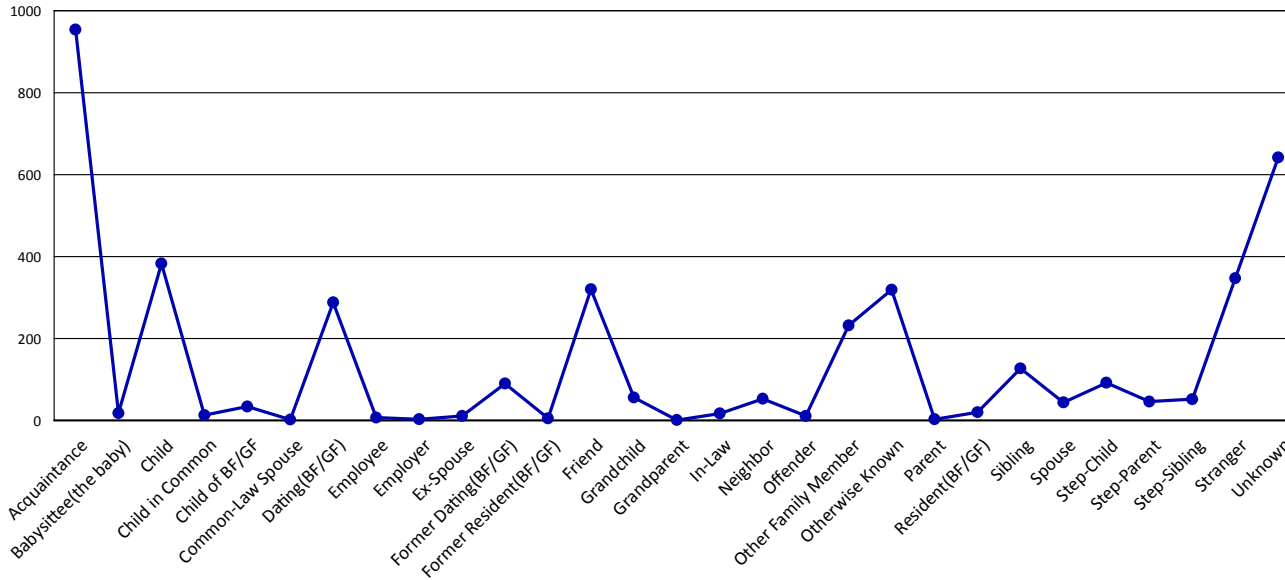


**Weapons Used**



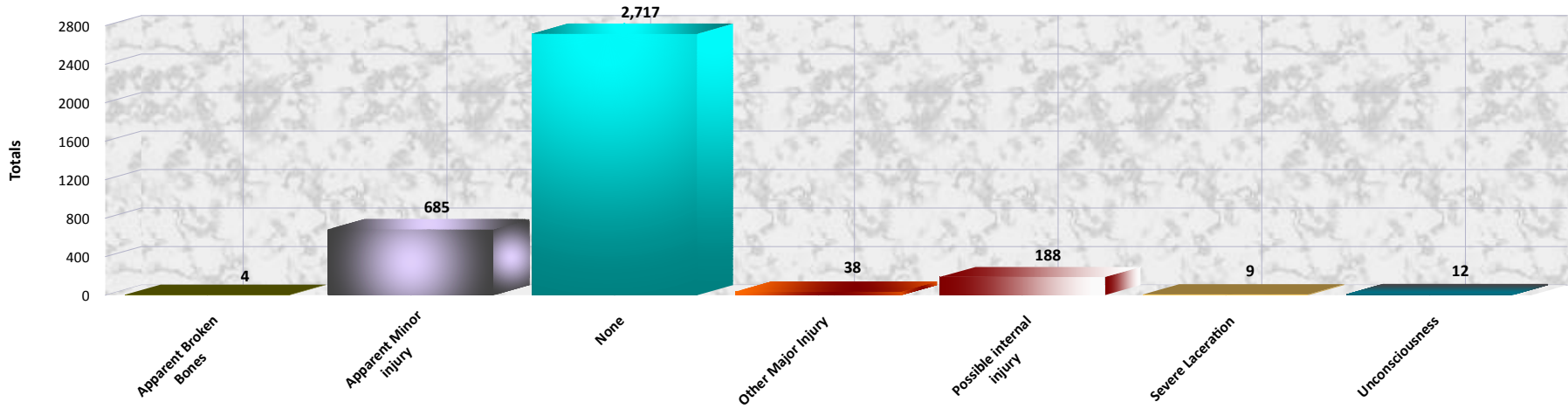
Asphyxiation	2
Automatic Firearm	2
Automatic Handgun	5
Blunt Object	16
Drugs/Narcotics/Sleeping Pills	16
Firearm	12
Handgun	50
Knife/Cutting Instrument)	69
None	1742
Other	54
Other Firearm)	3
Personal Weapons	1524
Poison	1
Rifle	1
Shotgun	3
Unknown	153
<b>Total:</b>	<b>3653</b>

**Victim to Offender Relationship**

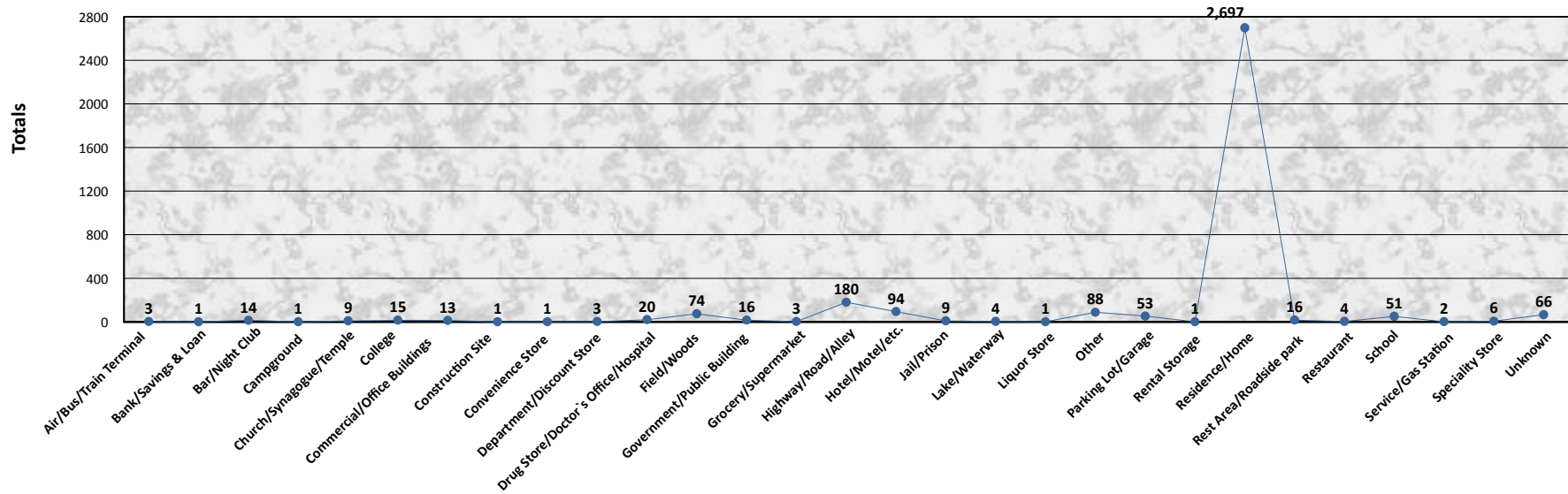


Victim to Offender Relationship			
Acquaintance	954	Homosexual Relationship	0
Babysittee	18	In-law	17
Child	383	Neighbor	53
Child in Common	13	None	0
Child of Boyfriend/Girlfriend	34	Offender	11
Common Law Spouse	2	Other Family Member	232
Dating (Boyfriend/Girlfriend)	288	Otherwise Known	319
Employee	7	Parent	3
Employer	3	Resident BF/GF	20
Ex-spouse	11	Sibling	127
Former Dating BF/GF	90	Spouse	44
Former Resident BF/GF	5	Step-child	92
Friend	320	Step-parent	46
Grandchild	56	Step-sibling	52
Grandparent	1	Stranger	347
		Unknown	642
Total Relationships:		4,190	

**VICTIM INJURY**

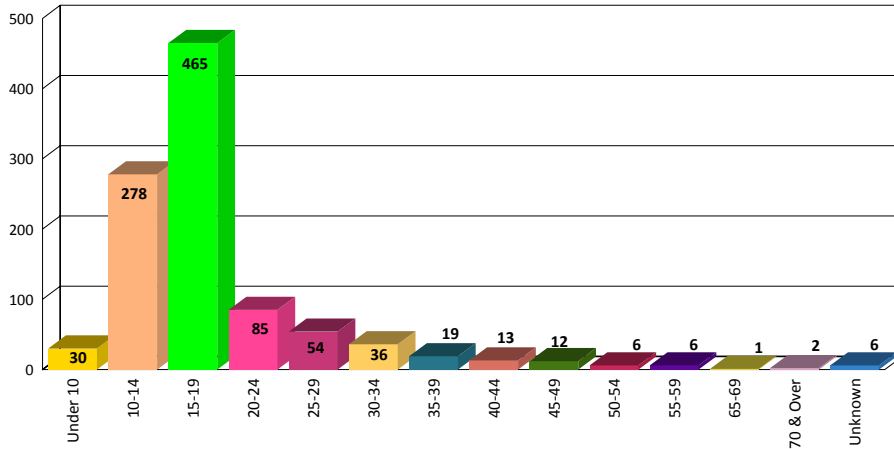


**LOCATION OF CRIME**



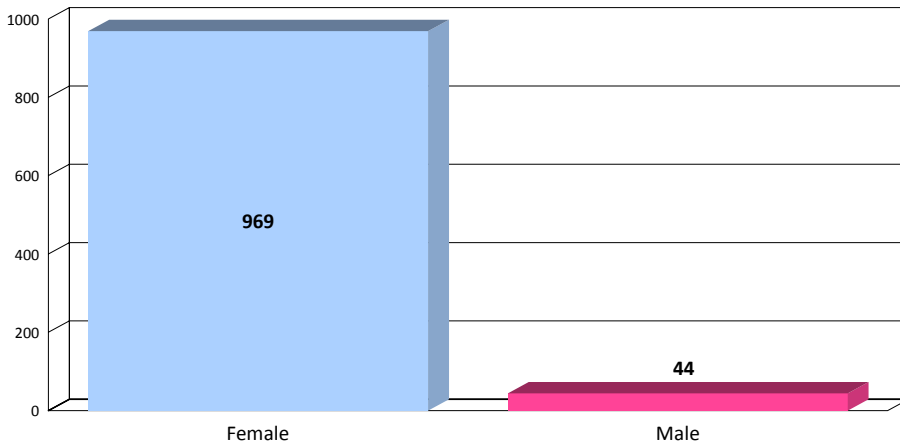
Number of Incidents: 3,446  Number of Victims: 3,653		Arrests By Age, Sex, and Race					Total
		FEMALE	MALE				
		Age Group	White	Asian/Pacific Islander	Black	Unknown	
<b>TOTAL JUVENILES</b>	10 & Under	0	0	0	1	5	6
	11-12	0	0	4	0	7	11
	13-14	1	0	10	1	14	26
	15	3	0	5	0	6	14
	16	2	0	5	1	6	14
	<b>Total</b>	<b>6</b>	<b>0</b>	<b>24</b>	<b>3</b>	<b>38</b>	<b>71</b>
<b>TOTAL ADULTS</b>	17	0	1	7	0	15	23
	18	0	0	7	0	10	17
	19	0	0	7	1	14	22
	20	0	0	3	0	5	8
	21	0	0	7	1	6	14
	22	0	0	8	0	5	13
	23	0	0	5	0	11	16
	24	1	0	6	0	5	12
	25-29	1	2	19	4	32	58
	30-34	1	0	14	0	41	56
	35-39	1	0	15	0	26	42
	40-44	2	1	13	0	27	43
	45-49	0	0	12	0	15	27
	50-54	0	0	3	0	8	11
	55-59	0	0	2	1	5	8
	60-64	0	0	0	0	6	6
65 & Above	0	0	0	0	5	5	
<b>Total</b>	<b>6</b>	<b>4</b>	<b>128</b>	<b>7</b>	<b>236</b>	<b>381</b>	
<b>Grand Total:</b>	<b>12</b>	<b>4</b>	<b>152</b>	<b>10</b>	<b>274</b>	<b>452</b>	

**Age of Victims**



**Definition:** The sexual intercourse of a person, forcibly and/or against that person's will; or, not forcibly or against the person's will where the victim is incapable of giving consent because of his/her temporary or permanent mental or physical incapacity.

**Sex of Victims**

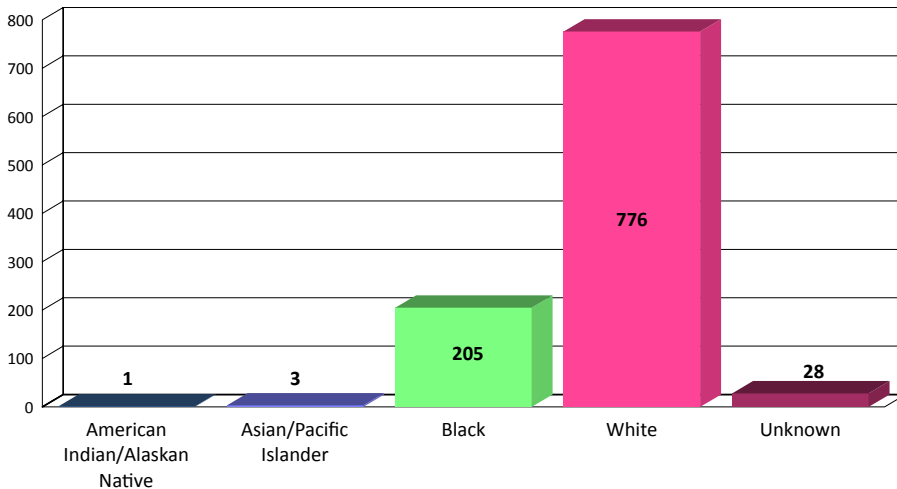


Forty-six percent (46%) of the victims were between the ages 15 - 19.

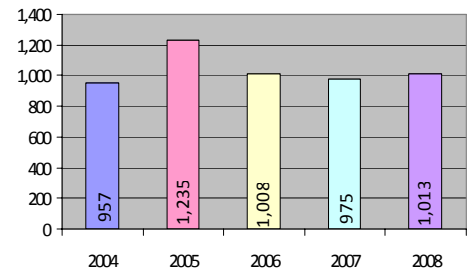
Out of the 1,013 victims, 96% were reported as being females.

Seventy-seven percent (77%) of the victims were reported to be of the "White" race.

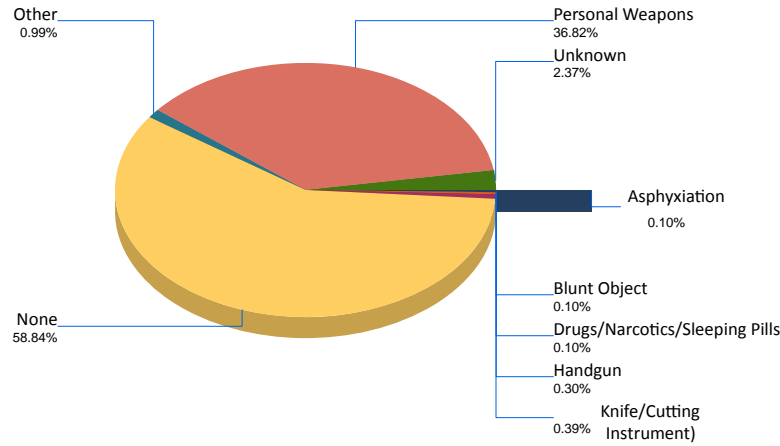
**Race of Victims**



**5 Year Trends**

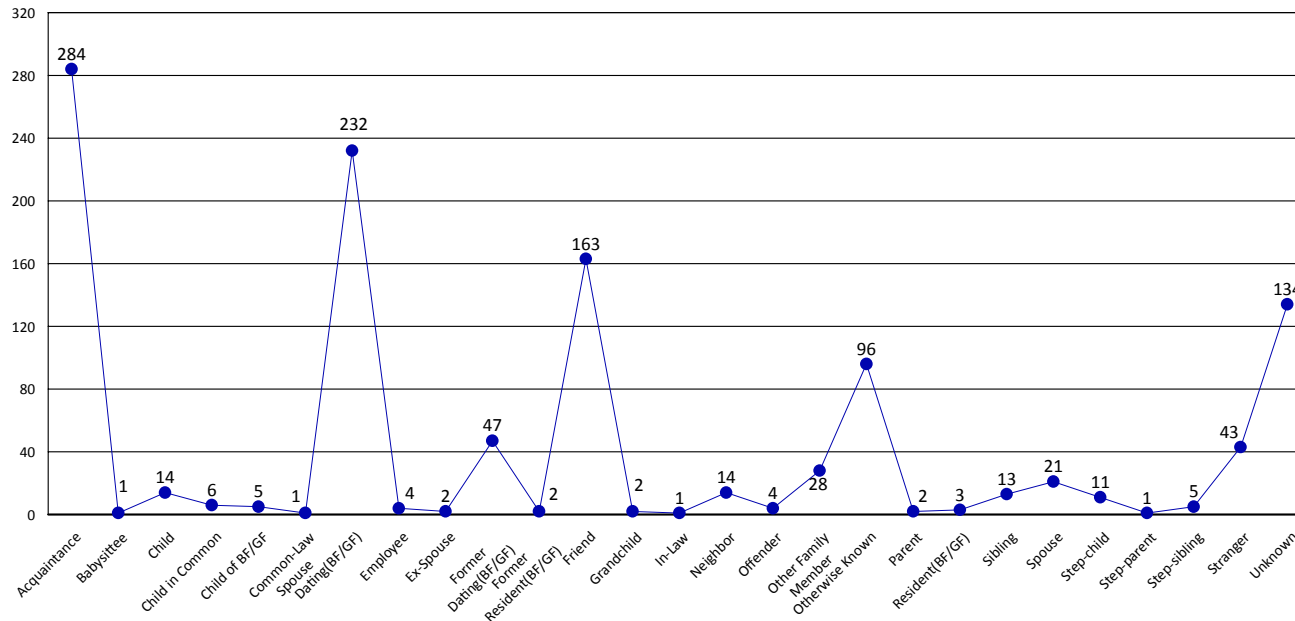


**Weapons Used**



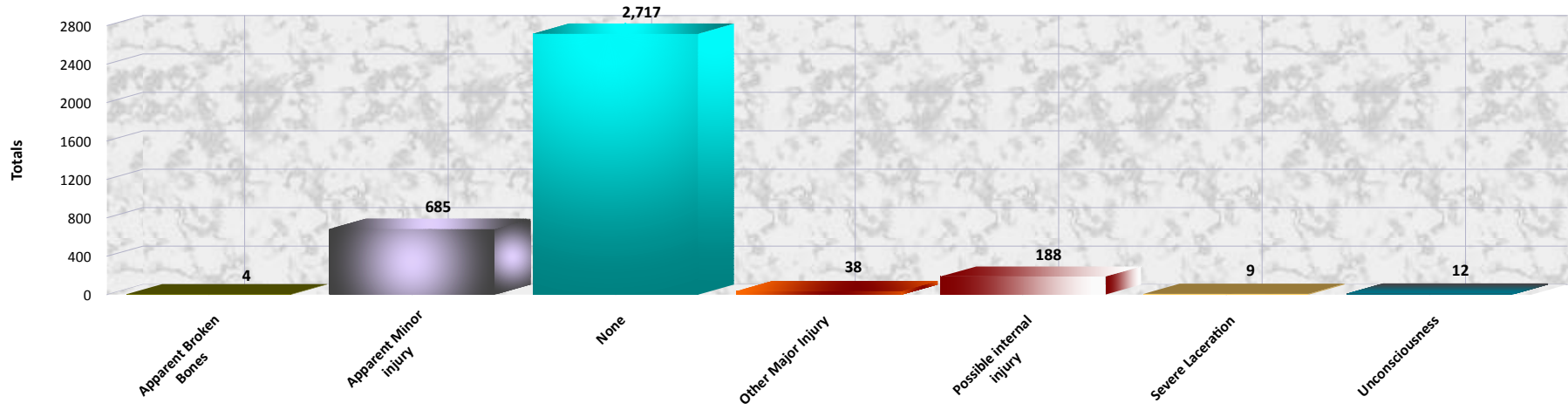
Asphyxiation	1
Blunt Object	1
Drugs/Narcotics/Sleeping Pills	1
Handgun	3
Knife/Cutting Instrument)	4
None	596
Other	10
Personal Weapons	373
Unknown	24
<b>Total:</b>	<b>1013</b>

**Victim to Offender Relationship**

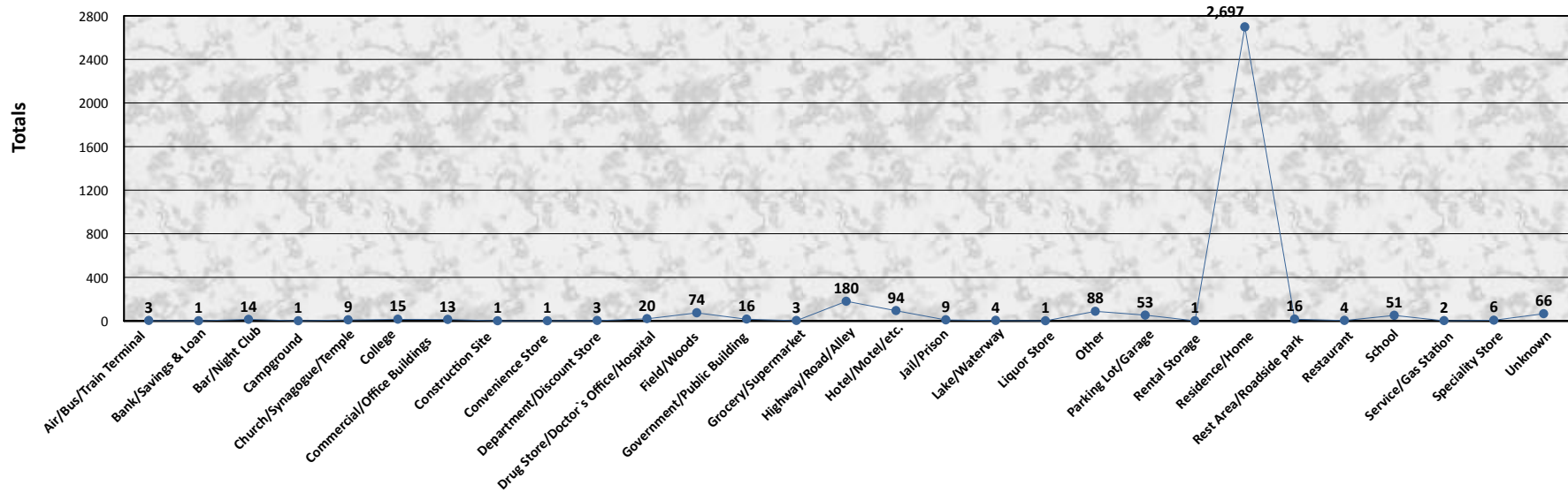


Victim to Offender Relationship			
Acquaintance	284	Homosexual Relationship	0
Babysittee	1	In-law	1
Child	14	Neighbor	14
Child in Common	6	None	0
Child of Boyfriend/Girlfriend	5	Offender	4
Common Law Spouse	1	Other Family Member	28
Dating (Boyfriend/Girlfriend)	232	Otherwise Known	96
Employee	4	Parent	2
Employer	0	Resident BF/GF	3
Ex-spouse	2	Sibling	13
Former Dating BF/GF	47	Spouse	21
Former Resident BF/GF	2	Step-child	11
Friend	163	Step-parent	1
Grandchild	2	Step-sibling	5
Grandparent	0	Stranger	43
		Unknown	134
Total Relationships: 1,139			

**VICTIM INJURY**



**LOCATION OF CRIME**



Number of Incidents: 987  Number of Victims: 1,013		Arrests By Age, Sex, and Race						Total
		FEMALE			MALE			
		Black	White	Asian/Pacific Islander	Black	Unknown	White	
Age Group	Black	White	Asian/Pacific Islander	Black	Unknown	White	Total	
<b>TOTAL JUVENILES</b>	11-12	0	0	0	0	0	2	2
	13-14	0	1	0	1	0	0	2
	15	0	0	0	0	0	1	1
	16	0	1	0	2	0	8	11
	<b>Total</b>	<b>0</b>	<b>2</b>	<b>0</b>	<b>3</b>	<b>0</b>	<b>11</b>	<b>16</b>
<b>TOTAL ADULTS</b>	17	1	0	0	11	1	13	26
	18	0	0	0	10	1	22	33
	19	0	1	1	1	1	14	18
	20	0	0	0	1	0	22	23
	21	0	0	0	3	0	4	7
	22	0	0	0	5	0	3	8
	23	0	0	0	1	1	6	8
	24	0	0	0	2	0	6	8
	25-29	0	0	0	3	1	19	23
	30-34	0	1	0	7	1	8	17
	35-39	0	0	0	1	0	12	13
	40-44	0	1	0	3	0	2	6
	45-49	0	0	0	3	0	2	5
	50-54	0	0	0	2	1	1	4
55-59	0	0	0	0	0	1	1	
<b>Total</b>	<b>1</b>	<b>3</b>	<b>1</b>	<b>53</b>	<b>7</b>	<b>135</b>	<b>200</b>	
<b>Grand Total:</b>	<b>1</b>	<b>5</b>	<b>1</b>	<b>56</b>	<b>7</b>	<b>146</b>	<b>216</b>	