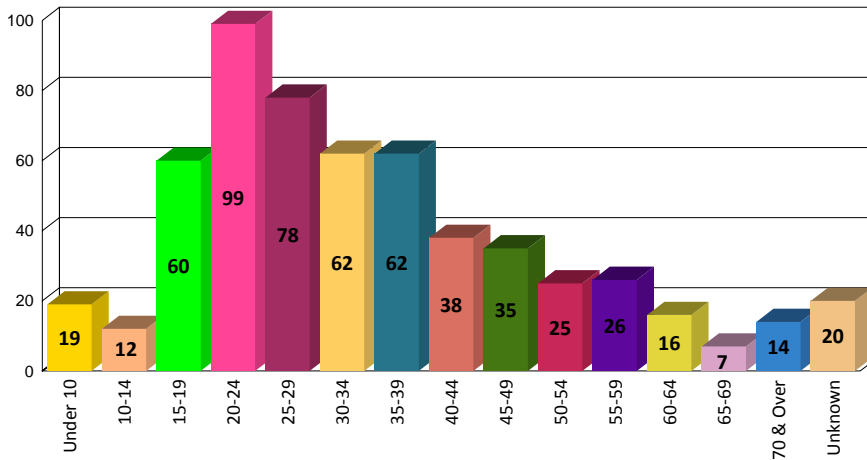


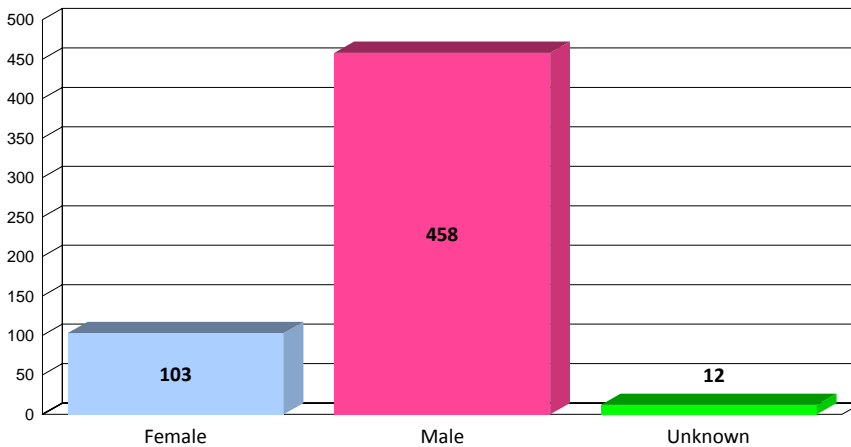
Age of Victims



Definition: The willful killing of one human being by another.

The classification of this offense is based solely on police investigation as opposed to the determination of a court, medical examiner, coroner, jury, or other judicial body. Deaths caused by negligence, suicide, accident, or justifiable homicide are not included in this offense category.

Sex of Victims

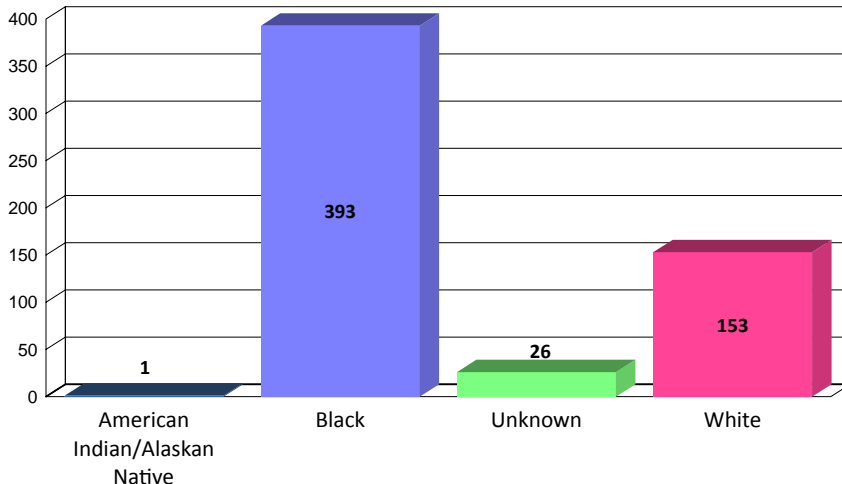


Persons between the ages of 20 - 24 accounted for the majority of the murder victims (17%).

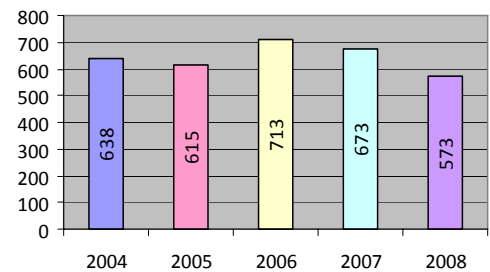
In 2008, most murder victims were male (80%). This is a reported increase of 2% from 2007.

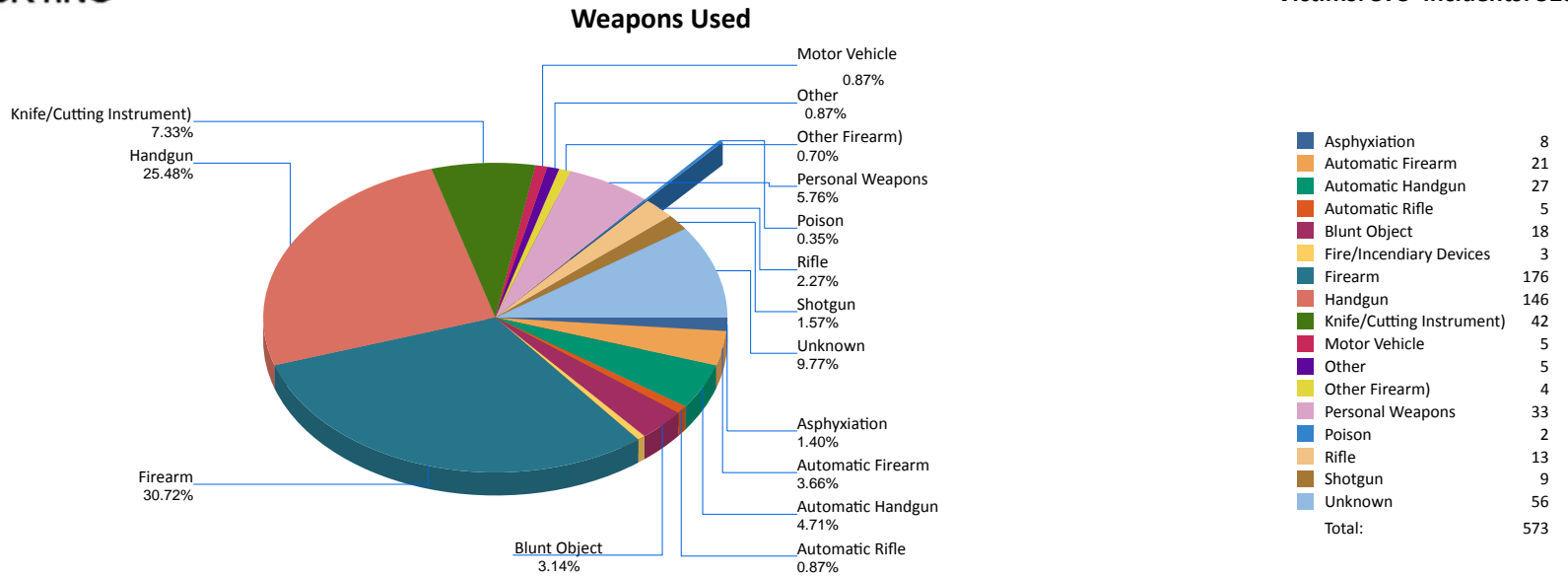
Victims of the "Black" race accounted for 69% of the murdered victims.

Race of Victims

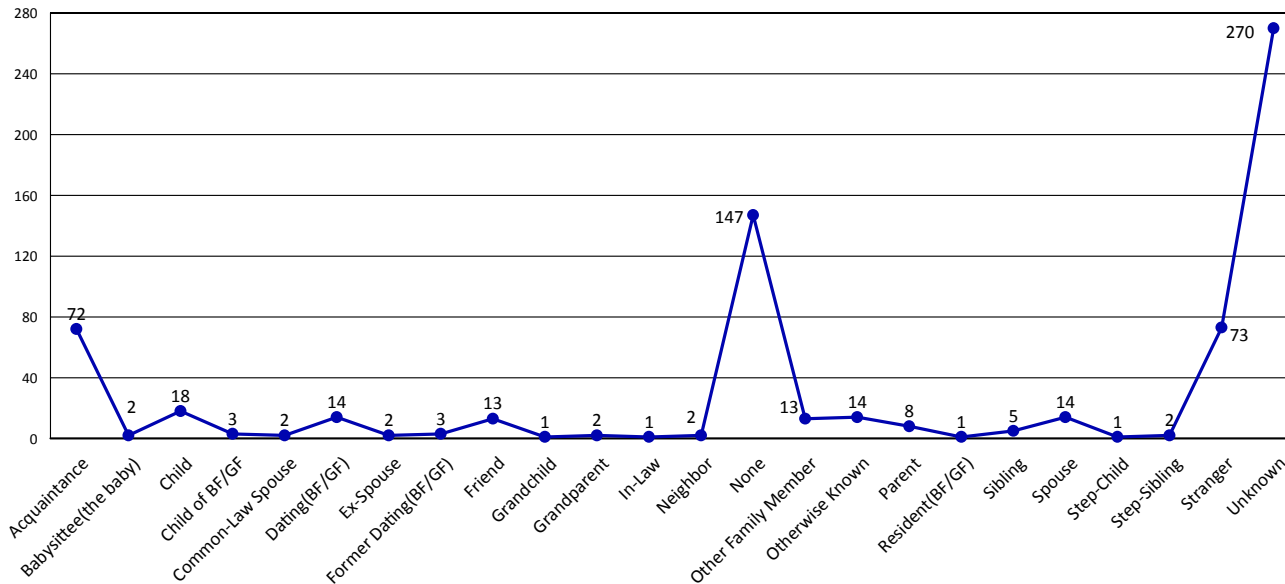


5 Year Trends



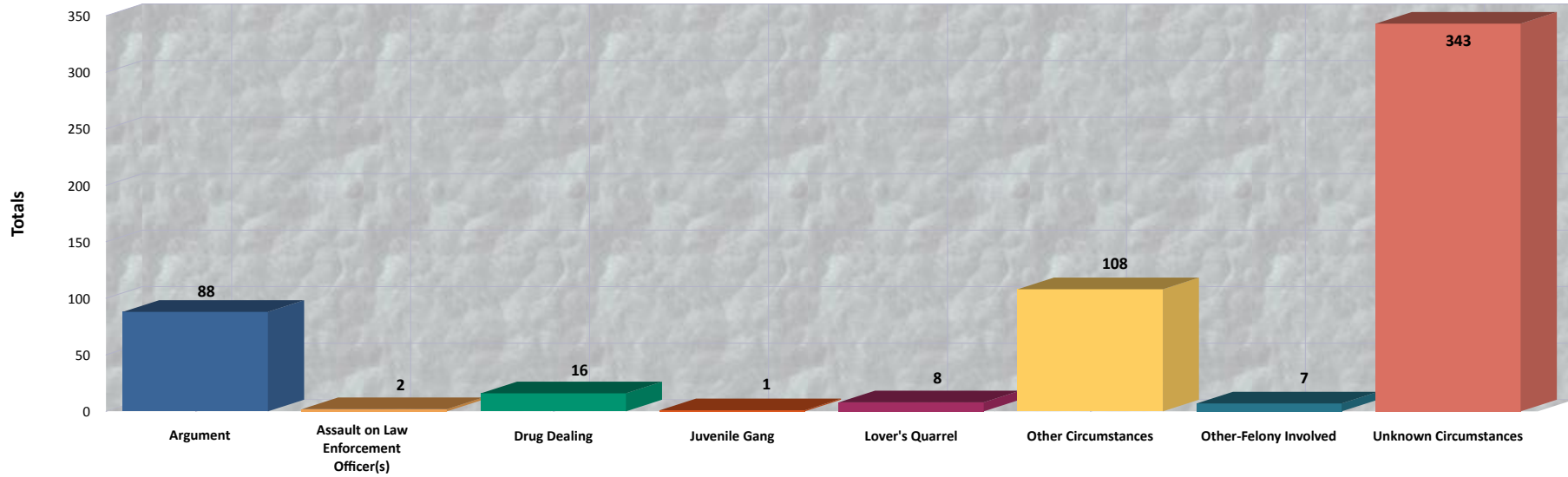


Victim to Offender Relationship

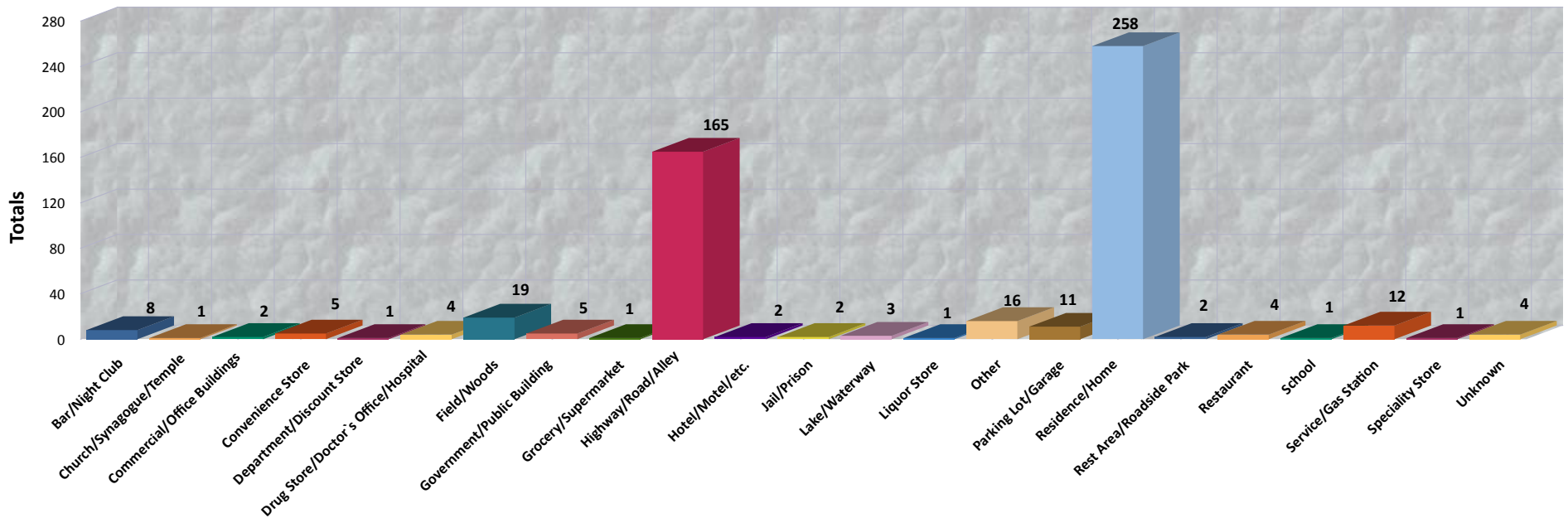


Victim to Offender Relationship			
Acquaintance	72	Homosexual Relationship	0
Babysitree	2	In-law	1
Child	18	Neighbor	2
Child in Common	0	None	147
Child of Boyfriend/Girlfriend	3	Offender	0
Common Law Spouse	2	Other Family Member	13
Dating (Boyfriend/Girlfriend)	14	Otherwise Known	14
Employee	0	Parent	8
Employer	0	Resident BF/GF	1
Ex-spouse	2	Sibling	5
Former Dating BF/GF	3	Spouse	14
Former Resident BF/GF	0	Step-child	1
Friend	13	Step-parent	0
Grandchild	1	Step-sibling	2
Grandparent	2	Stranger	73
		Unknown	270
Total Relationships: 683			

Circumstance of Murders



Location of Murders



Number of Incidents: 528 Number of Victims: 573		Arrests By Age, Sex, and Race					Total
		FEMALE		MALE			
		Black	White	Black	Unknown	White	
Age Group	Black	White	Black	Unknown	White	Total	
TOTAL JUVENILES	11-12	0	0	1	0	0	1
	13-14	0	0	1	0	0	1
	15	0	0	2	0	0	2
	16	0	0	3	0	0	3
	Total	0	0	7	0	0	7
TOTAL ADULTS	17	1	0	6	0	0	7
	18	1	1	6	0	3	11
	19	0	0	8	0	0	8
	20	0	0	6	0	3	9
	21	0	0	5	0	0	5
	22	0	1	7	0	3	11
	23	1	0	6	0	3	10
	24	0	1	2	0	3	6
	25-29	0	3	14	0	6	23
	30-34	3	0	11	1	6	21
	35-39	3	0	7	0	4	14
	40-44	3	2	7	0	1	13
	45-49	2	1	3	1	5	12
	50-54	0	0	2	0	3	5
	55-59	0	0	0	0	1	1
60-64	1	0	1	0	1	3	
65 & Above	0	0	0	0	2	2	
Total	15	9	91	2	44	161	
Grand Total:	15	9	98	2	44	168	