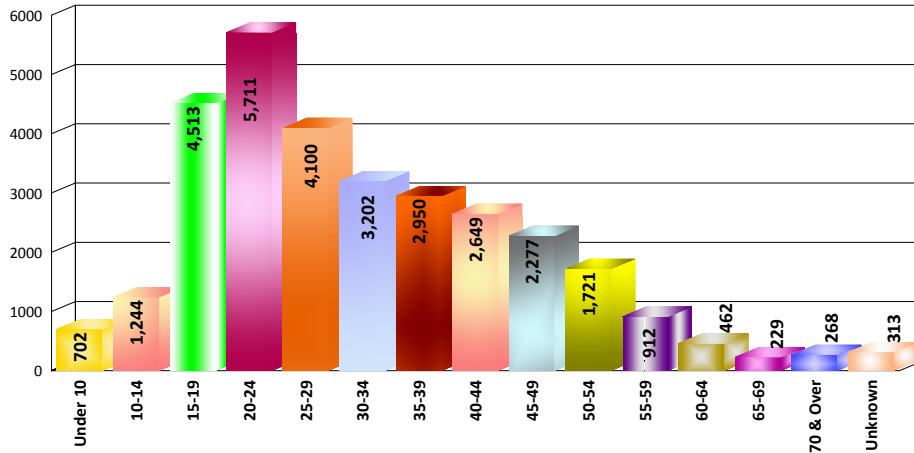




31,253 Victims - 26,465 Incidents

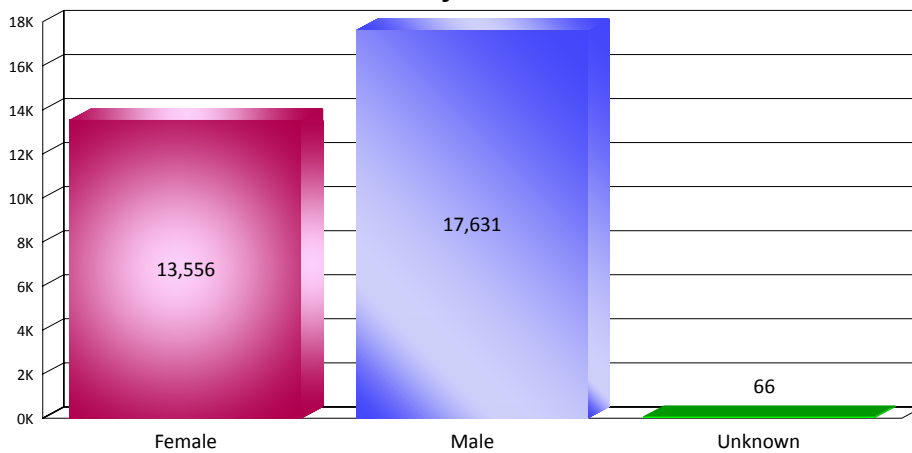
Age of Victims



Definition: An unlawful attack by one person upon another wherein the offender uses a weapon or displays it in a threatening manner, or the victim suffers obvious severe or aggravated bodily injury involving apparent broken bones, loss of teeth, possible internal injury, severe laceration, or loss of consciousness.

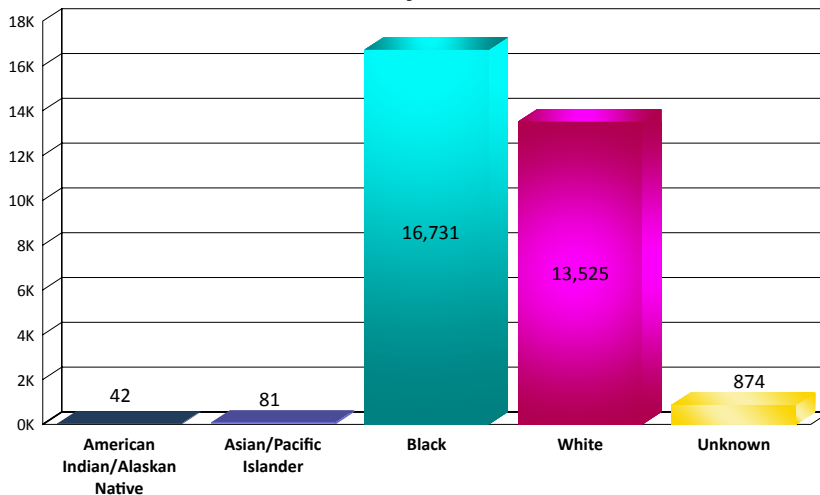
Eighteen percent (18%) of the victims were between the ages of 20 - 24.

Sex of Victims



Fifty-six percent (56%) of the victims were male. This is the same reported percentage as in 2009.

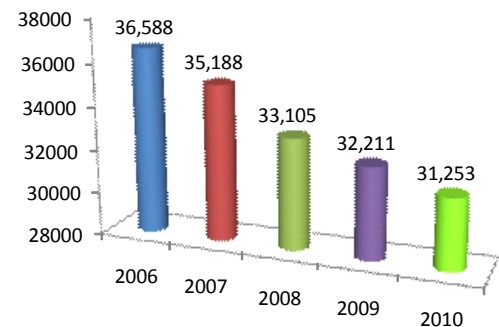
Race of Victims



Fifty-four percent (54%) of the victims were of the "Black" race.

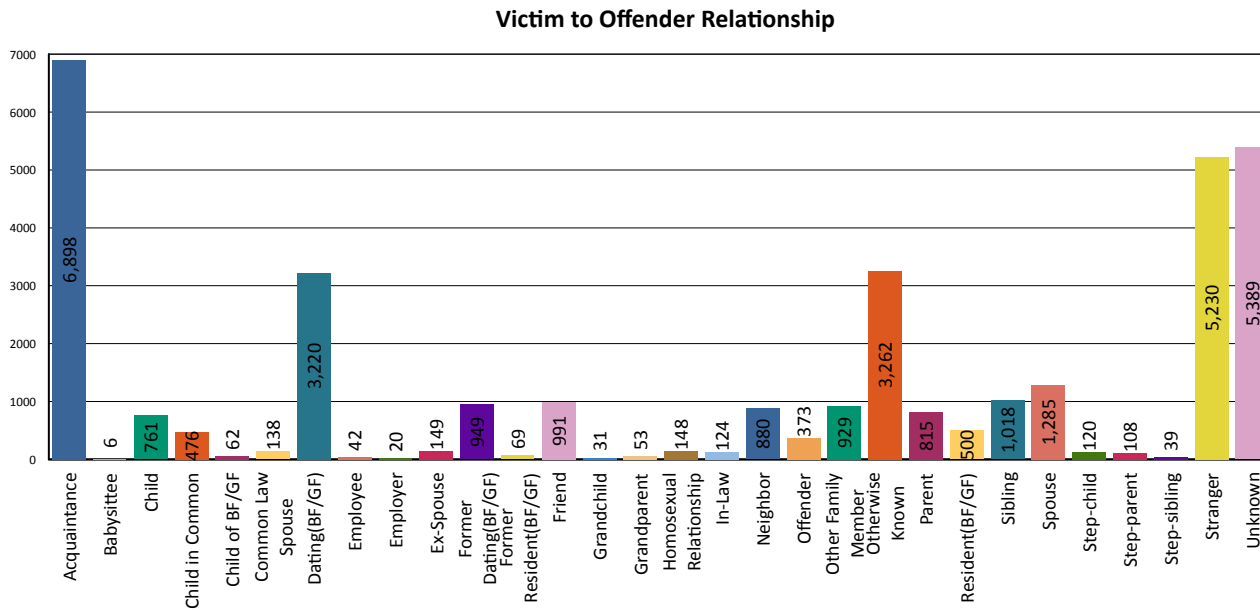
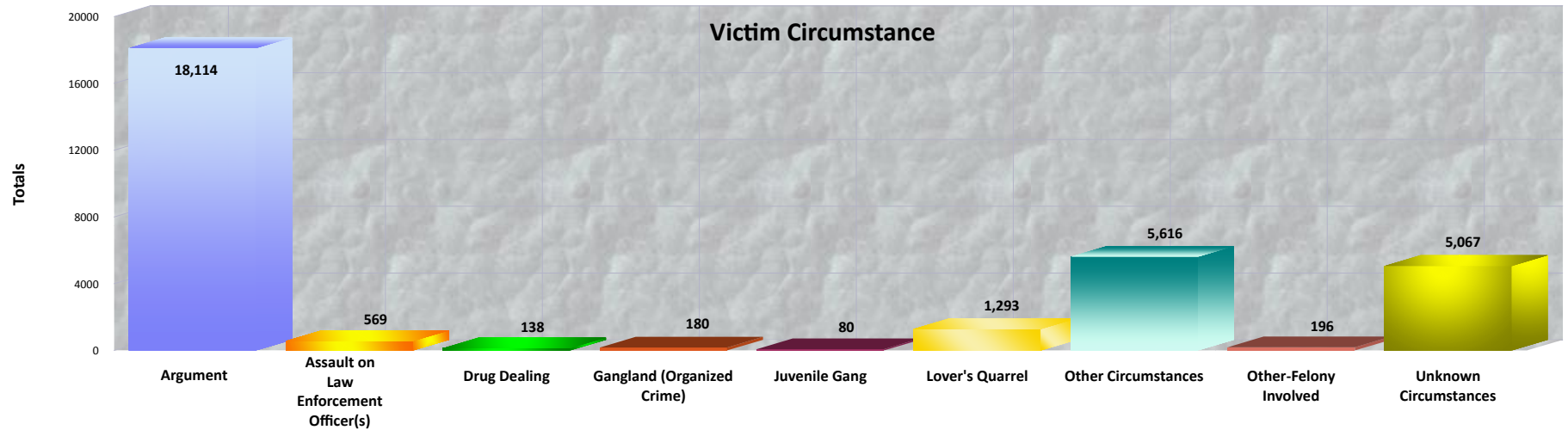
5 Year Trends

Number of Victims



2010
AGGRAVATED/FELONIOUS
ASSAULT

Victims: 31,253 Incidents: 26,465

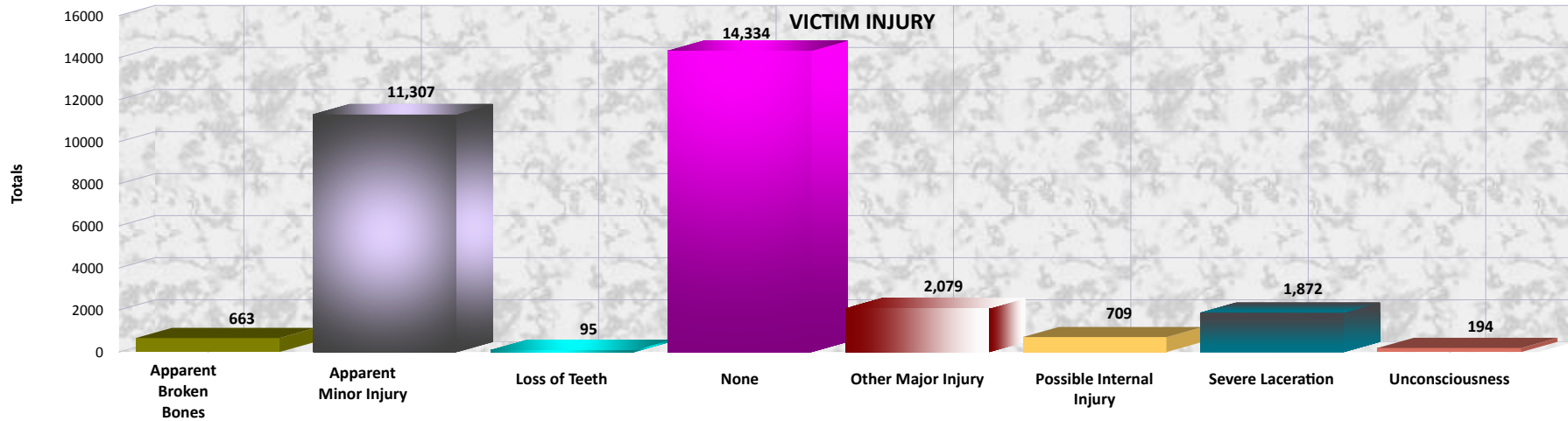


Victim to Offender Relationship			
Acquaintance	6,898	Homosexual Relationship	148
Babysittee (the baby)	6	In-law	124
Child	761	Neighbor	880
Child in Common	476	None	0
Child of Boyfriend or Girlfriend	62	Offender	373
Common Law Spouse	138	Other Family Member	929
Dating Boyfriend/Girlfriend	3,220	Otherwise Known	3,262
Employee	42	Parent	815
Employer	20	Resident BF/GF	500
Ex-spouse	149	Sibling	1,018
Former Dating BF/GF	949	Spouse	1,285
Former Resident BF/GF	69	Step-child	120
Friend	991	Step-parent	108
Grandchild	31	Step-sibling	39
Grandparent	53	Stranger	5,230
		Unknown	5,389
Total Relationships: 34,085			

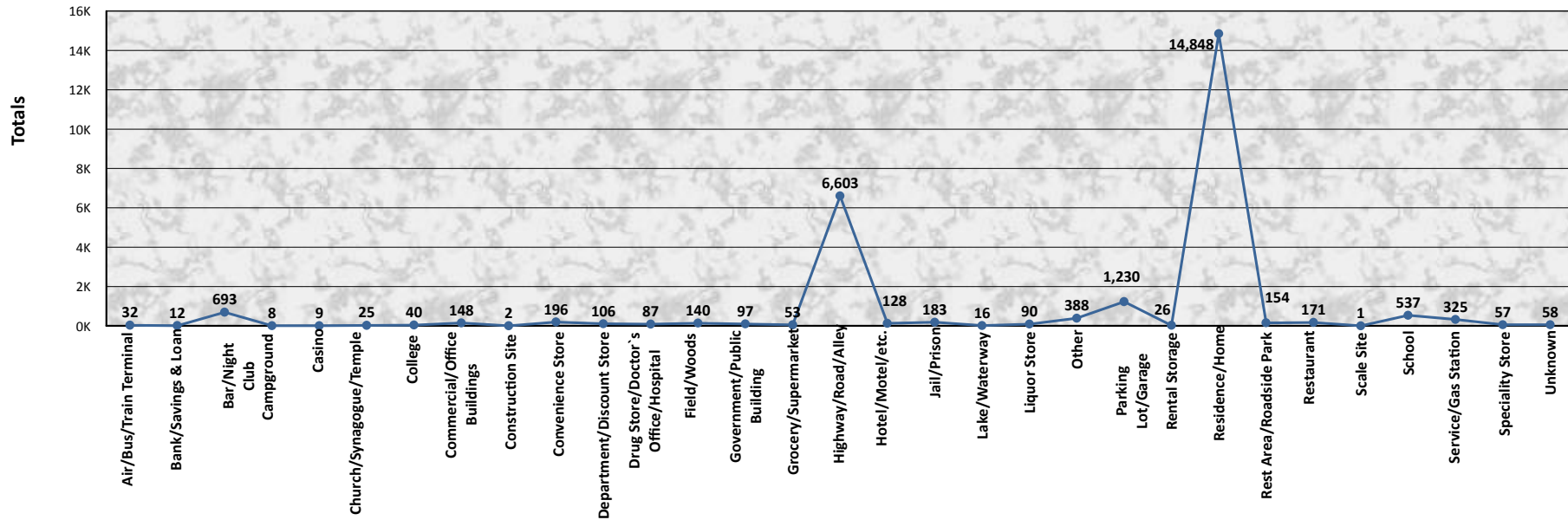
VOR totals will not match the victim totals due to some incidents having multiple offenders but only one victim.

2010
AGGRAVATED/FELONIOUS
ASSAULT

31,253 Victims - 26,465 Incidents

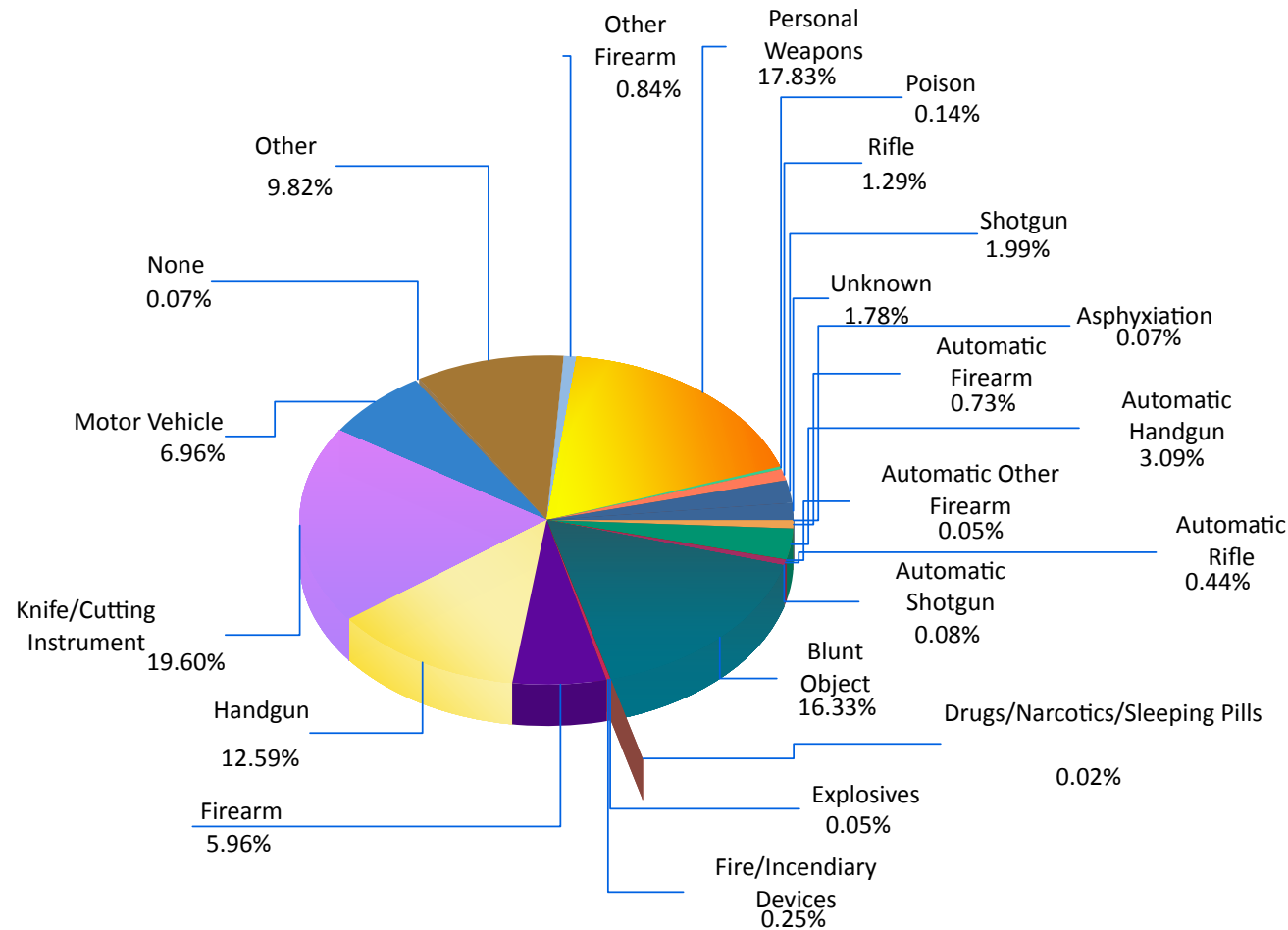


LOCATION OF CRIME



2010
AGGRAVATED/FELONIOUS
ASSAULT

31,253 Victims - 26,465 Incidents



WEAPONS USED

Asphyxiation	23
Automatic Firearm	229
Automatic Handgun	967
Automatic Other Firearm	16
Automatic Rifle	136
Automatic Shotgun	26
Blunt Object	5104
Drugs/Narcotics/Sleeping Pills	6
Explosives	17
Fire/Incendiary Devices	79
Firearm	1862
Handgun	3934
Knife/Cutting Instrument	6125
Motor Vehicle	2176
None	23
Other	3069
Other Firearm	263
Personal Weapons	5572
Poison	45
Rifle	402
Shotgun	622
Unknown	557
Total:	31253

2010
**AGGRAVATED/FELONIOUS
ASSAULT ARRESTS**



Number of Incidents: 26,465 Number of Victims: 31,253		Arrests By Age, Sex, and Race												Total
		FEMALE						MALE						
		American Indian/Alaskan Native	Asian/Pacific Islander	Black	Unknown	White	Total	American Indian/Alaskan Native	Asian/Pacific Islander	Black	Unknown	White	Total	
Age Group														
TOTAL JUVENILES	10 & Under	0	0	1	1	2	4	0	0	16	1	4	21	25
	11-12	0	0	7	3	9	19	1	1	25	0	27	54	73
	13-14	0	0	38	2	26	66	0	1	76	5	86	168	234
	15	0	0	57	0	20	77	1	0	75	1	64	141	218
	16	0	1	36	1	30	68	0	0	77	1	79	157	225
	Total	0	1	139	7	87	234	2	2	269	8	260	541	775
TOTAL ADULTS	17	0	0	53	1	44	98	0	0	115	0	104	219	317
	18	0	0	71	1	31	103	0	0	140	3	135	278	381
	19	0	0	80	1	45	126	0	2	137	12	147	298	424
	20	0	0	95	1	34	130	2	2	161	4	143	312	442
	21	0	1	82	1	33	117	1	2	119	5	140	267	384
	22	0	0	65	2	43	110	1	1	112	4	126	244	354
	23	0	0	56	2	34	92	4	0	80	5	107	196	288
	24	1	0	40	0	42	83	1	0	95	2	125	223	306
	25-29	1	1	231	8	155	396	7	3	432	13	547	1,002	1,398
	30-34	2	3	184	6	114	309	3	1	336	19	432	791	1,100
	35-39	1	5	170	3	98	277	4	5	309	16	368	702	979
	40-44	2	0	148	5	94	249	1	3	273	17	309	603	852
	45-49	1	0	114	3	91	209	2	2	249	16	282	551	760
	50-54	1	0	80	2	43	126	1	1	234	2	194	432	558
	55-59	2	0	34	3	19	58	0	1	129	4	117	251	309
	60-64	0	0	12	2	15	29	0	1	58	1	61	121	150
65 & Above	0	0	10	0	12	22	0	0	58	1	54	113	135	
Total	11	10	1,525	41	947	2,534	27	24	3,037	124	3,391	6,603	9,137	
Grand Total:	11	11	1,664	48	1,034	2,768	29	26	3,306	132	3,651	7,144	9,912	