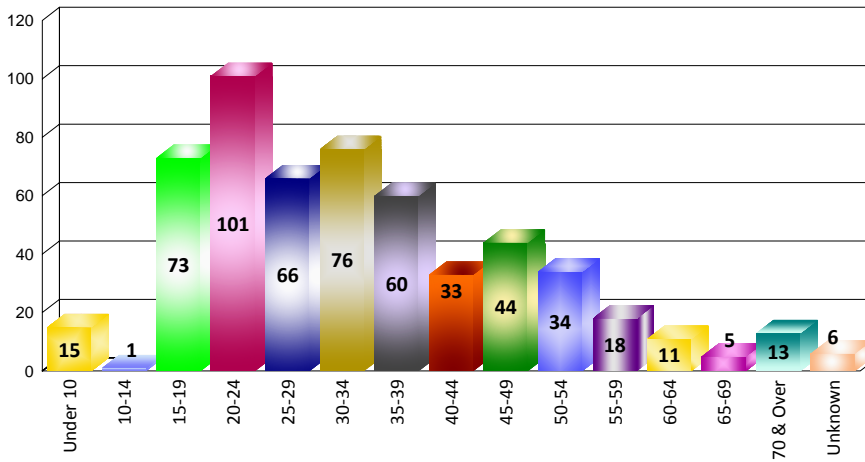




Age of Victims

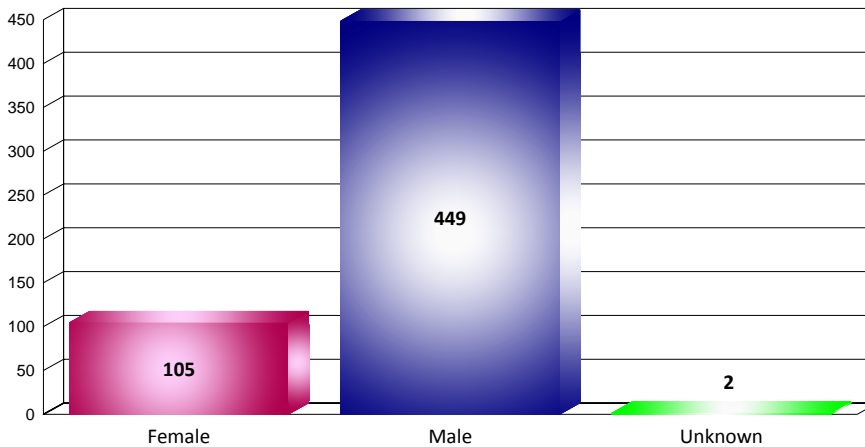


Definition: The willful killing of one human being by another.

The classification of this offense is based solely on police investigation as opposed to the determination of a court, medical examiner, coroner, jury, or other judicial body. Deaths caused by negligence, suicide, accident, or justifiable homicide are not included in this offense category.

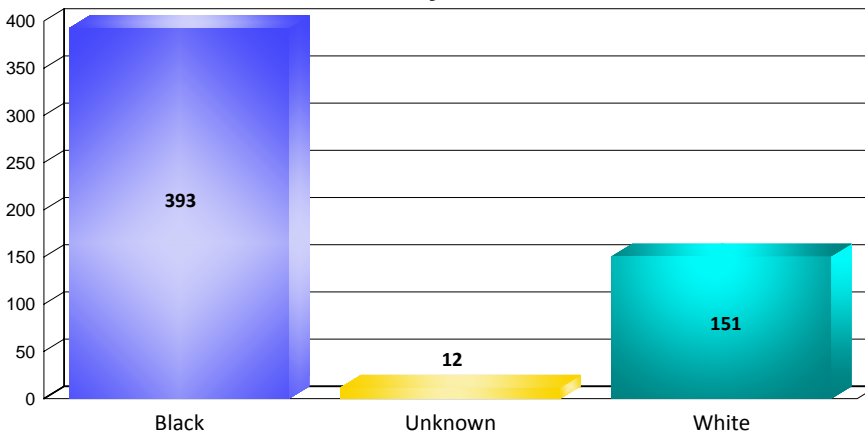
Eighteen percent (18%) of the victims were between the ages of 20 - 24.

Sex of Victims



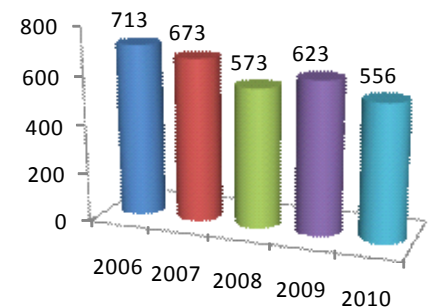
Eighty-one percent (81%) of the victims were male.

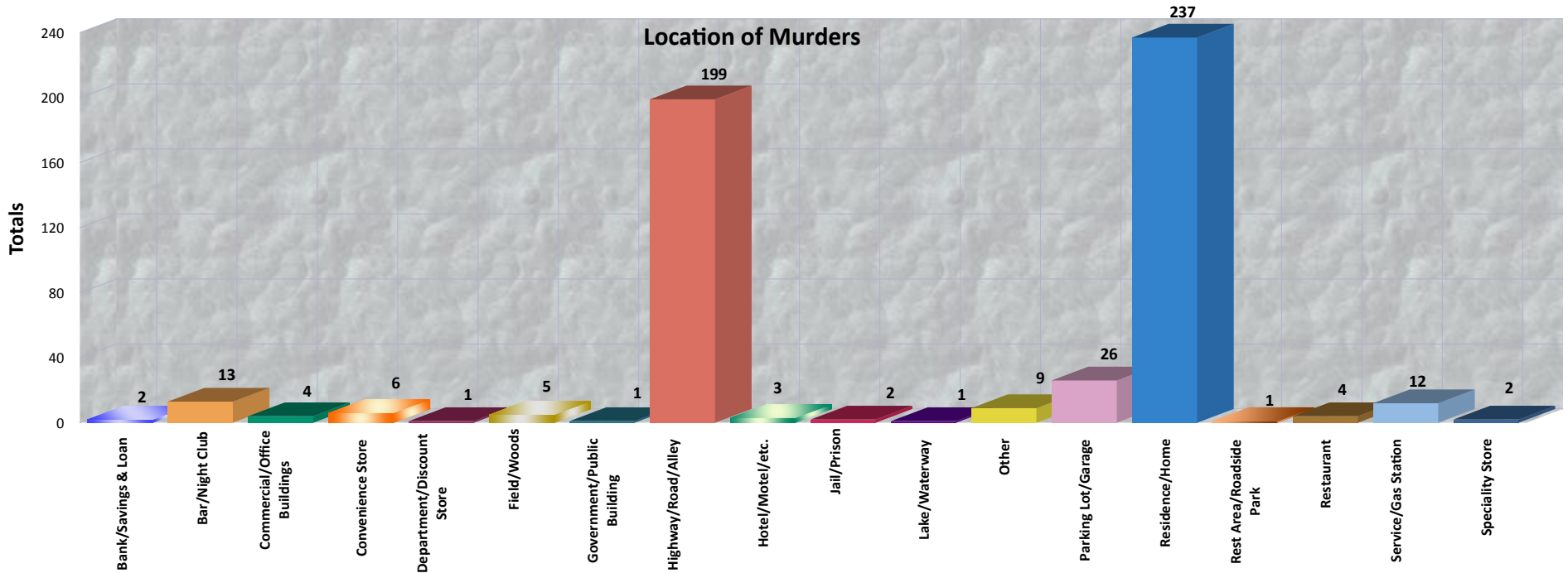
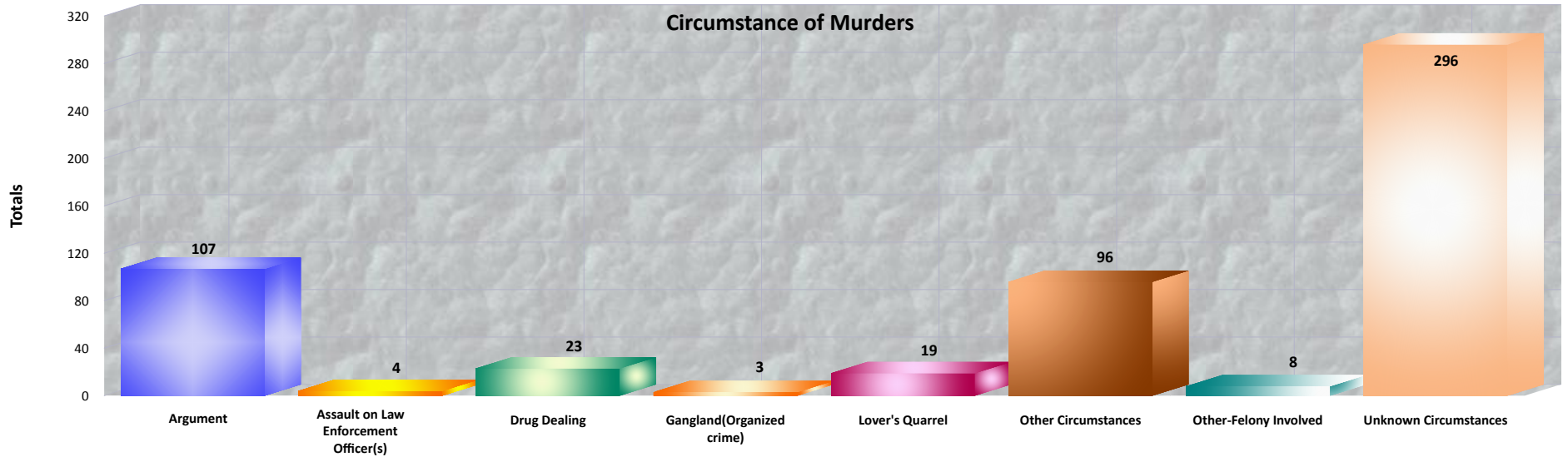
Race of Victims



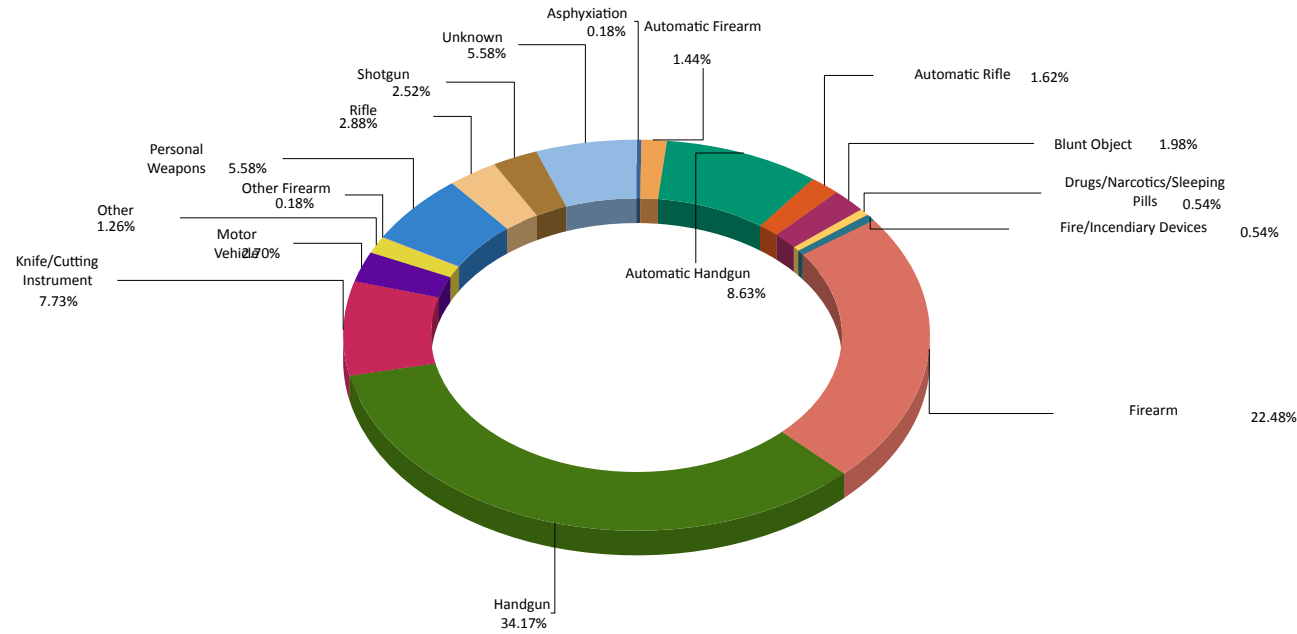
Seventy-one percent (71%) of the victims were of the "Black" race.

**5 Year Trends
Number of Victims**





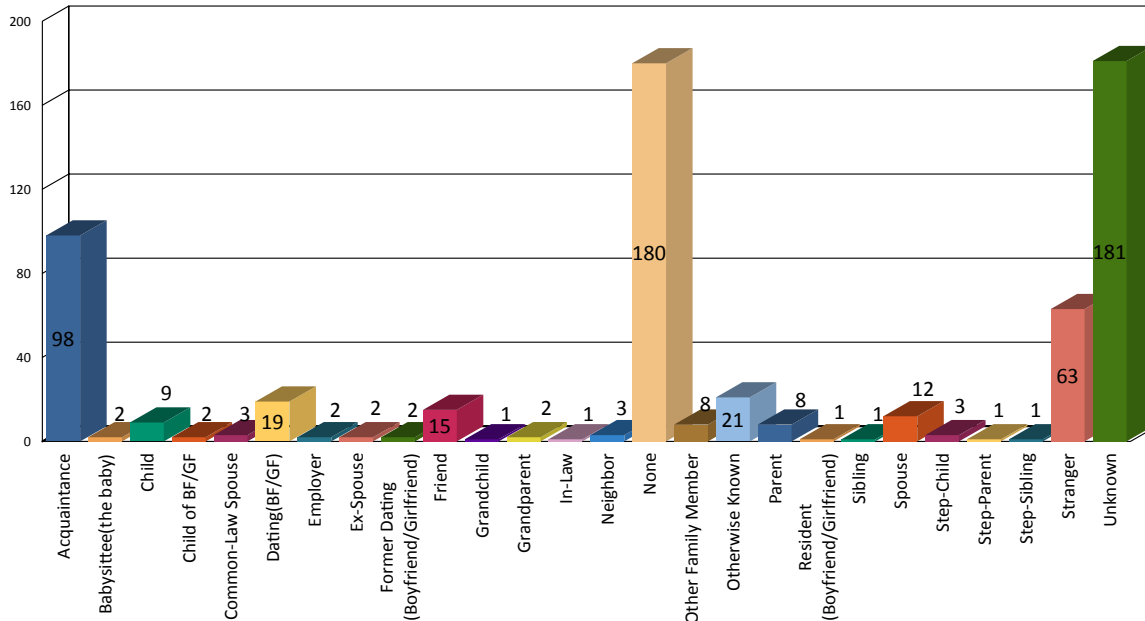
**2010 MURDER NON-NEGLIGENT
MANSLAUGHTER**
556 Victims - 528 Incidents



Weapons Used

Asphyxiation	1
Automatic Firearm	8
Automatic Handgun	48
Automatic Rifle	9
Blunt Object	11
Drugs/Narcotics/Sleeping Pills	3
Fire/Incendiary Devices	3
Firearm	125
Handgun	190
Knife/Cutting Instrument	43
Motor Vehicle	15
Other	7
Other Firearm	1
Personal Weapons	31
Rifle	16
Shotgun	14
Unknown	31
Total:	556

Victim to Offender Relationship



Acquaintance	98	Homosexual Relationship	0
Babysitree (the baby)	2	In-law	1
Child	9	Neighbor	3
Child in Common	0	None	180
Child of Boyfriend or Girlfriend	2	Offender	0
Common Law Spouse	3	Other Family Member	8
Dating Boyfriend/Girlfriend	19	Otherwise Known	21
Employee	0	Parent	8
Employer	2	Resident BF/GF	1
Ex-spouse	2	Sibling	1
Former Dating BF/GF	2	Spouse	12
Former Resident BF/GF	0	Step-child	3
Friend	15	Step-parent	1
Grandchild	1	Step-sibling	1
Grandparent	2	Stranger	63
		Unknown	181
Total Relationships: 642			

VOR totals will not match the victim totals due to some incidents having multiple offenders but only one victim.

**2010 MURDER NON-NEGLIGENT
MANSLAUGHTER ARRESTS**

Murder is the willful killing of one human being by another



Number of Incidents: 529 Number of Victims: 557		Arrests By Age, Sex, and Race								Total
		FEMALE				MALE				
		Black	Unknown	White	Total	Black	Unknown	White	Total	
Age Group	Black	Unknown	White	Total	Black	Unknown	White	Total	Total	
TOTAL JUVENILES	13-14	0	0	0	0	1	0	1	2	2
	15	0	0	0	0	0	1	0	1	1
	16	0	0	0	0	2	0	1	3	3
	Total	0	0	0	0	3	1	2	6	6
TOTAL ADULTS	17	0	0	0	0	5	0	1	6	6
	18	0	0	1	1	9	1	3	13	14
	19	1	0	1	2	15	0	2	17	19
	20	0	0	1	1	7	0	0	7	8
	21	0	0	0	0	6	0	4	10	10
	22	1	0	0	1	7	0	2	9	10
	23	0	0	1	1	5	0	4	9	10
	24	1	0	0	1	5	0	0	5	6
	25-29	1	1	3	5	9	0	8	17	22
	30-34	2	0	1	3	13	0	6	19	22
	35-39	3	0	1	4	8	0	9	17	21
	40-44	1	0	0	1	5	0	2	7	8
	45-49	1	0	1	2	2	0	8	10	12
	50-54	0	0	0	0	3	0	3	6	6
	55-59	0	0	1	1	3	0	1	4	5
	60-64	0	0	1	1	0	0	1	1	2
65 & Above	0	0	0	0	1	0	0	1	1	
Total	11	1	12	24	103	1	54	158	182	
Grand Total:	11	1	12	24	106	2	56	164	188	