



DEFINITION

Larceny is defined as the unlawful taking, carrying, leading, or riding away of property from the possession, or constructive possession of another person.

ANALYSIS

VOLUME

The number of larcenies committed in Michigan in 2011 was 155,013. This is a reported decrease of 4 percent from 2010 and a 18.1 percent decrease since 2007.

The largest number of offenses occurred in the month of August, and the least amount were committed in February.

RATE

The crime rate for this offense was 1,568 for every 100,000 persons. In 2010, the crime rate was 1,633 per 100,000 persons.

CLEARANCES

Law enforcement agencies cleared 25,640 incidents by an arrest or exceptional clearance out of the 153,063 incidents reported. This calculates to a 16.8 percent clearance rate. In 2010, the clearance rate was 16.2 percent.

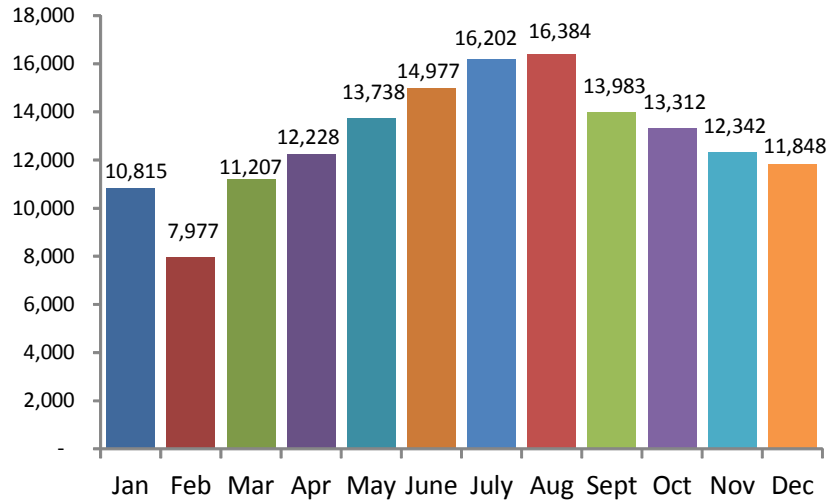
NATURE

In 2011, property loss during the commission of these larcenies totaled \$115,103,556. Total property loss values for all property crimes was \$403,838,695. For larcenies, this equates to 28.5 percent of the state value.

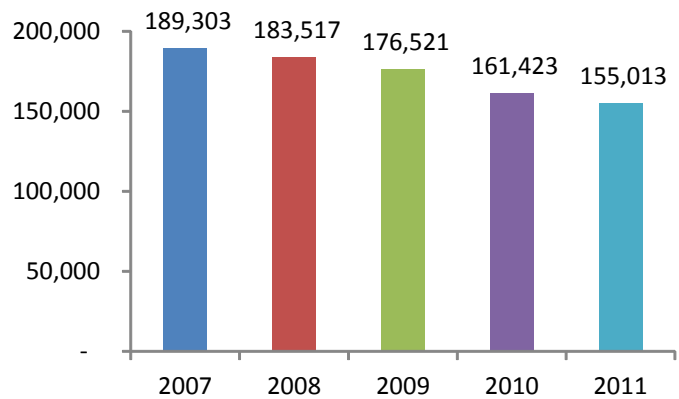
The location of Residence/Home reported the most offenses at 36.5 percent. Department/Discount Store location reported 12 percent of the offenses and Parking Lot/Garage reported 11.6 percent of the offenses.

In 2011, larcenies occurred more often on Fridays and less often on Sundays.

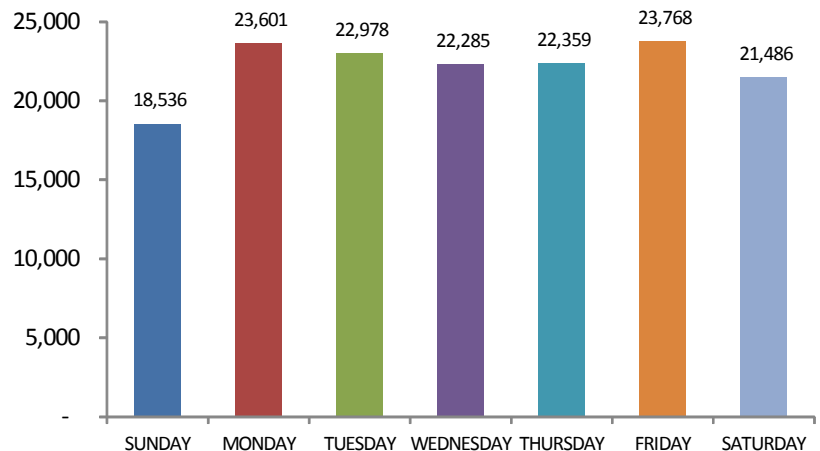
Offenses by Month



5 Year Trends



Day of the Week





		Arrests By Age, Sex, and Race												Grand Total
		FEMALE						MALE						
		American Indian/Alaskan	Asian/Pacific Islander	Black	Unknown	White	Total	American Indian/Alaskan	Asian/Pacific Islander	Black	Unknown	White	Total	
LARCENY OTHER	Age Group													
	TOTAL JUVENILES	10 & Under	0	0	0	0	1	1	0	0	3	0	1	4
11-12		0	0	2	0	6	8	0	1	10	1	17	29	37
13-14		0	0	4	1	10	15	1	0	41	4	59	105	120
15		0	0	5	0	10	15	1	0	33	1	40	75	90
16		0	0	11	2	14	27	0	0	35	2	76	113	140
Total		0	0	22	3	41	66	2	1	122	8	193	326	392
TOTAL ADULTS	17	0	1	8	0	28	37	0	0	50	2	81	133	170
	18	0	0	17	3	25	45	0	0	60	4	106	170	215
	19	0	0	12	1	38	51	0	0	45	2	91	138	189
	20	0	0	14	1	17	32	0	0	40	3	80	123	155
	21	0	0	17	1	39	57	0	0	42	2	76	120	177
	22	0	1	4	0	19	24	1	1	28	0	73	103	127
	23	0	0	8	0	11	19	0	0	16	2	57	75	94
	24	0	0	9	0	17	26	0	0	10	3	52	65	91
	25-29	0	0	21	0	102	123	2	3	57	8	247	317	440
	30-34	2	0	14	6	71	93	1	0	49	7	183	240	333
	35-39	0	0	9	1	41	51	0	0	56	5	138	199	250
40-44	0	0	10	1	35	46	1	1	62	2	141	207	253	



		Arrests By Age, Sex, and Race												Grand Total	
		FEMALE						MALE							
		American Indian/Alaskan	Asian/Pacific Islander	Black	Unknown	White	Total	American Indian/Alaskan	Asian/Pacific Islander	Black	Unknown	White	Total		
LARCENY OTHER	TOTAL ADULTS	45-49	0	0	11	0	38	49	0	0	59	0	86	145	194
		50-54	0	0	6	1	22	29	0	0	60	3	81	144	173
		55-59	0	0	5	0	7	12	0	0	32	2	25	59	71
		60-64	0	0	4	0	5	9	1	0	16	1	19	37	46
		65 & Above	0	1	2	0	6	9	0	0	1	0	8	9	18
		Total	2	3	171	15	521	712	6	5	683	46	1,544	2,284	2,996
	File Class	2	3	193	18	562	778	8	6	805	54	1,737	2,610	3,388	
LARCENY POCKETPICKING	TOTAL JUVENILES	13-14	0	0	0	0	0	0	0	0	0	0	1	1	1
		15	0	0	1	0	2	3	0	0	1	0	1	2	5
		16	0	0	1	0	0	1	0	0	1	0	2	3	4
		Total	0	0	2	0	2	4	0	0	2	0	4	6	10
	TOTAL ADULTS	17	0	0	0	0	2	2	0	0	0	0	0	0	2
		18	0	0	1	0	0	1	0	0	1	0	2	3	4
		19	0	0	0	0	0	0	0	0	2	0	3	5	5
		20	0	0	0	0	1	1	0	0	1	0	5	6	7
		21	0	0	0	0	1	1	0	0	3	0	1	4	5
		22	0	0	0	0	2	2	0	0	1	0	0	1	3
		23	0	0	0	0	1	1	0	0	1	0	0	1	2
		24	0	0	0	0	0	0	0	0	0	1	1	2	2
		25-29	0	0	0	0	3	3	0	0	0	0	9	9	12



		Arrests By Age, Sex, and Race												Grand Total	
		FEMALE						MALE							
		American Indian/Alaskan	Asian/Pacific Islander	Black	Unknown	White	Total	American Indian/Alaskan	Asian/Pacific Islander	Black	Unknown	White	Total		
LARCENY POCKETPICKING	TOTAL ADULTS	30-34	0	0	1	0	3	4	0	0	1	0	5	6	10
		35-39	0	0	0	0	2	2	0	0	2	0	0	2	4
		40-44	0	0	1	0	0	1	0	0	1	0	3	4	5
		45-49	0	0	0	0	1	1	0	0	2	0	6	8	9
		50-54	0	0	0	0	1	1	0	0	1	0	0	1	2
		55-59	0	0	0	0	0	0	0	0	2	0	0	2	2
		60-64	0	0	0	0	0	0	0	0	0	0	1	1	1
		Total	0	0	3	0	17	20	0	0	18	1	36	55	75
File Class		0	0	5	0	19	24	0	0	20	1	40	61	85	
LARCENY PURSESNAATCHING	TOTAL JUVENILES	11-12	0	0	0	0	0	0	0	0	0	0	1	1	1
		13-14	0	0	0	0	0	0	0	0	0	0	2	2	2
		15	0	0	0	0	0	0	0	0	0	0	5	5	5
		16	0	0	0	0	0	0	0	0	1	0	1	2	2
		Total	0	0	0	0	0	0	0	0	1	0	9	10	10
	TOTAL ADULTS	17	0	0	1	0	1	2	0	0	3	0	7	10	12
		18	0	0	0	0	0	0	0	0	3	1	3	7	7
		19	0	0	0	0	3	3	0	0	2	1	0	3	6
		20	0	0	2	0	0	2	0	0	3	0	1	4	6
		21	0	0	1	0	1	2	0	0	2	0	0	2	4
		22	0	0	0	0	0	0	0	0	1	0	3	4	4



		Arrests By Age, Sex, and Race												Grand Total	
		FEMALE						MALE							
		American Indian/Alaskan	Asian/Pacific Islander	Black	Unknown	White	Total	American Indian/Alaskan	Asian/Pacific Islander	Black	Unknown	White	Total		
LARCENY PURSESNAATCHING	TOTAL ADULTS	23	0	0	0	0	0	0	0	0	0	0	1	1	1
		24	0	0	0	0	0	0	0	0	0	0	1	1	1
		25-29	0	0	0	0	7	7	1	0	2	0	6	9	16
		30-34	1	0	0	0	3	4	0	0	2	0	2	4	8
		35-39	0	0	2	0	0	2	0	0	2	0	4	6	8
		40-44	0	0	1	0	3	4	0	0	0	0	3	3	7
		45-49	0	0	1	0	2	3	0	0	1	0	2	3	6
		50-54	0	0	0	0	0	0	0	0	1	0	1	2	2
		55-59	0	0	0	0	0	0	0	0	0	0	2	2	2
		Total	1	0	8	0	20	29	1	0	22	2	36	61	90
	File Class	1	0	8	0	20	29	1	0	23	2	45	71	100	
LARCENY THEFT FROM BUILDING	TOTAL JUVENILES	10 & Under	0	0	0	0	1	1	0	0	0	0	2	2	3
		11-12	0	1	1	0	2	4	0	0	6	1	19	26	30
		13-14	0	1	8	0	9	18	0	0	17	1	29	47	65
		15	0	1	6	0	5	12	0	0	17	3	30	50	62
		16	0	0	5	1	12	18	0	0	21	1	34	56	74
		Total	0	3	20	1	29	53	0	0	61	6	114	181	234
	TOTAL ADULTS	17	1	0	22	0	21	44	0	0	52	1	58	111	155
		18	0	0	12	1	14	27	0	0	35	3	81	119	146
		19	1	0	21	1	21	44	0	0	35	4	69	108	152



		Arrests By Age, Sex, and Race												Grand Total	
		FEMALE						MALE							
		American Indian/Alaskan	Asian/Pacific Islander	Black	Unknown	White	Total	American Indian/Alaskan	Asian/Pacific Islander	Black	Unknown	White	Total		
LARCENY THEFT FROM BUILDING	TOTAL ADULTS	20	0	0	7	2	19	28	0	1	23	0	55	79	107
		21	1	0	14	1	20	36	0	2	26	1	56	85	121
		22	0	0	8	0	16	24	0	0	9	2	46	57	81
		23	0	0	12	0	20	32	0	0	9	0	43	52	84
		24	0	0	5	4	19	28	0	0	10	2	36	48	76
		25-29	1	0	16	1	88	106	1	0	38	1	188	228	334
		30-34	2	0	17	1	56	76	2	0	36	2	94	134	210
		35-39	0	0	15	0	46	61	1	1	21	2	68	93	154
		40-44	1	0	4	2	30	37	0	0	26	1	53	80	117
		45-49	1	0	11	1	34	47	0	0	30	0	52	82	129
		50-54	0	0	8	0	16	24	0	0	33	2	26	61	85
		55-59	0	0	5	0	5	10	0	0	13	0	10	23	33
		60-64	0	0	3	0	2	5	0	0	10	0	5	15	20
		65 & Above	0	0	1	0	3	4	0	0	4	0	4	8	12
Total		8	0	181	14	430	633	4	4	410	21	944	1,383	2,016	
File Class		8	3	201	15	459	686	4	4	471	27	1,058	1,564	2,250	
LARCENY THEFT FROM COIN OPERATED MACHINE/DEV.	TOTAL JUVENILES	13-14	0	0	0	0	0	0	0	0	0	1	1	1	
		15	0	0	1	0	0	1	0	0	1	0	0	1	2
		16	0	0	0	0	0	0	0	0	0	0	4	4	4
		Total	0	0	1	0	0	1	0	0	1	0	5	6	7



		Arrests By Age, Sex, and Race												Grand Total	
		FEMALE						MALE							
		American Indian/Alaskan	Asian/Pacific Islander	Black	Unknown	White	Total	American Indian/Alaskan	Asian/Pacific Islander	Black	Unknown	White	Total		
LARCENY THEFT FROM COIN OPERATED MACHINE/DEV.	TOTAL ADULTS	18	0	0	0	0	0	0	0	0	0	0	1	1	1
		19	0	0	0	0	0	0	0	0	2	0	0	2	2
		20	0	0	0	0	0	0	0	0	1	0	1	2	2
		21	0	0	0	0	0	0	0	0	0	0	1	1	1
		22	0	0	0	0	0	0	0	0	1	0	4	5	5
		23	0	0	0	1	0	1	0	0	1	0	0	1	2
		25-29	0	0	0	0	1	1	0	0	1	0	1	2	3
		30-34	0	0	0	0	1	1	0	0	0	0	2	2	3
		35-39	0	0	0	0	1	1	0	0	0	0	0	0	1
		40-44	0	0	0	1	0	1	0	0	1	0	0	1	2
		45-49	0	0	0	0	0	0	0	0	2	0	3	5	5
		Total	0	0	0	2	3	5	0	0	9	0	13	22	27
	File Class	0	0	1	2	3	6	0	0	10	0	18	28	34	
LARCENY THEFT FROM MOTOR VEHICLE	TOTAL JUVENILES	10 & Under	0	0	0	0	0	0	0	0	1	0	1	2	2
		11-12	0	0	0	0	2	2	0	0	5	0	3	8	10
		13-14	0	0	0	0	3	3	0	1	15	1	37	54	57
		15	0	0	2	0	7	9	1	0	18	3	119	141	150
		16	0	0	0	0	12	12	0	0	29	2	126	157	169
		Total	0	0	2	0	24	26	1	1	68	6	286	362	388
	TOTAL	17	0	0	1	0	8	9	1	1	33	4	149	188	197



		Arrests By Age, Sex, and Race												Grand Total	
		FEMALE						MALE							
		American Indian/Alaskan	Asian/Pacific Islander	Black	Unknown	White	Total	American Indian/Alaskan	Asian/Pacific Islander	Black	Unknown	White	Total		
LARCENY THEFT FROM MOTOR VEHICLE	TOTAL ADULTS	18	0	0	0	0	10	10	0	1	63	4	166	234	244
		19	0	0	0	0	7	7	0	0	30	1	134	165	172
		20	0	0	5	1	18	24	0	0	21	1	68	90	114
		21	0	0	2	1	6	9	0	0	15	4	45	64	73
		22	0	0	0	0	3	3	1	0	9	0	39	49	52
		23	0	0	0	0	9	9	1	0	11	1	32	45	54
		24	0	0	2	0	3	5	1	0	4	0	23	28	33
		25-29	0	0	0	0	17	17	3	0	10	1	88	102	119
		30-34	0	0	2	1	6	9	0	0	15	2	30	47	56
		35-39	0	0	1	0	3	4	0	3	14	1	47	65	69
		40-44	0	0	1	0	7	8	0	0	13	0	21	34	42
		45-49	0	0	0	0	1	1	1	0	23	0	7	31	32
		50-54	0	0	0	0	0	0	0	0	8	0	10	18	18
		55-59	0	0	0	0	0	0	0	0	6	0	2	8	8
		60-64	0	0	0	0	0	0	0	0	1	0	1	2	2
65 & Above	0	0	0	0	0	0	0	0	0	0	2	2	2		
Total		0	0	14	3	98	115	8	5	276	19	864	1,172	1,287	
File Class		0	0	16	3	122	141	9	6	344	25	1,150	1,534	1,675	
LARCENY THEFT OF MOTOR VEH	TOTAL	13-14	0	0	0	0	1	1	0	0	1	0	3	4	5



		Arrests By Age, Sex, and Race												Grand Total		
		FEMALE						MALE								
		American Indian/Alaskan	Asian/Pacific Islander	Black	Unknown	White	Total	American Indian/Alaskan	Asian/Pacific Islander	Black	Unknown	White	Total			
LARCENY THEFT OF MOTOR VEH PARTS/ACCESSORIES	TOTAL JUVENILES	15	0	0	0	0	2	2	0	0	1	1	4	6	8	
		16	0	0	0	0	0	0	0	1	2	2	5	10	10	
		Total	0	0	0	0	3	3	0	1	4	3	12	20	23	
	TOTAL ADULTS		17	0	0	0	0	0	0	0	0	3	1	16	20	20
			18	0	0	1	0	1	2	0	0	8	0	20	28	30
			19	0	0	0	1	3	4	0	0	14	0	13	27	31
			20	0	0	0	0	0	0	0	0	7	0	9	16	16
			21	0	0	1	0	0	1	0	0	16	1	4	21	22
			22	0	0	1	0	1	2	0	0	9	0	13	22	24
			23	0	0	0	0	0	0	0	0	6	0	4	10	10
			24	0	0	0	0	1	1	0	0	0	0	4	4	5
			25-29	0	0	0	0	4	4	0	0	8	0	16	24	28
			30-34	0	0	1	0	4	5	0	0	10	1	22	33	38
			35-39	0	0	0	0	0	0	0	0	5	0	8	13	13
			40-44	0	0	0	0	0	0	0	0	3	0	10	13	13
			45-49	0	0	0	0	1	1	0	0	2	0	3	5	6
			50-54	0	0	0	0	0	0	0	0	2	0	2	4	4
			60-64	0	0	0	0	0	0	0	0	2	0	0	2	2
			Total	0	0	4	1	15	20	0	0	95	3	144	242	262
			File Class	0	0	4	1	18	23	0	1	99	6	156	262	285



		Arrests By Age, Sex, and Race												Grand Total		
		FEMALE						MALE								
		American Indian/Alaskan	Asian/Pacific Islander	Black	Unknown	White	Total	American Indian/Alaskan	Asian/Pacific Islander	Black	Unknown	White	Total			
RETAIL FRAUD THEFT	TOTAL JUVENILES	10 & Under	0	0	6	1	8	15	0	0	11	0	6	17	32	
		11-12	1	2	44	6	52	105	1	0	61	2	26	90	195	
		13-14	3	3	176	40	226	448	1	2	194	17	136	350	798	
		15	0	2	178	34	166	380	3	2	182	18	126	331	711	
		16	0	4	211	31	294	540	0	3	202	14	214	433	973	
		Total	4	11	615	112	746	1,488	5	7	650	51	508	1,221	2,709	
		TOTAL ADULTS	17	0	6	389	31	439	865	1	5	322	23	445	796	1,661
			18	1	4	346	32	373	756	2	4	296	20	356	678	1,434
			19	2	2	286	23	332	645	2	2	227	13	282	526	1,171
			20	0	3	237	21	262	523	0	4	162	13	199	378	901
			21	4	1	193	10	213	421	1	2	114	14	195	326	747
			22	2	4	147	7	191	351	3	2	91	8	157	261	612
			23	3	1	115	7	154	280	1	1	66	4	167	239	519
			24	0	1	90	7	156	254	0	1	65	6	163	235	489
			25-29	3	14	297	28	748	1,090	2	2	204	32	731	971	2,061
			30-34	2	1	202	36	649	890	4	4	169	24	521	722	1,612
			35-39	3	3	160	24	400	590	3	2	178	14	342	539	1,129
			40-44	1	2	157	21	383	564	0	6	292	21	319	638	1,202
			45-49	1	2	184	11	330	528	0	2	309	14	237	562	1,090



		Arrests By Age, Sex, and Race												Grand Total	
		FEMALE						MALE							
		American Indian/Alaskan	Asian/Pacific Islander	Black	Unknown	White	Total	American Indian/Alaskan	Asian/Pacific Islander	Black	Unknown	White	Total		
RETAIL FRAUD THEFT	TOTAL ADULTS	50-54	0	3	93	14	213	323	0	0	307	8	213	528	851
		55-59	0	1	67	12	158	238	1	2	161	8	87	259	497
		60-64	0	0	29	7	56	92	0	0	52	1	56	109	201
		65 & Above	0	2	4	4	87	97	0	1	29	1	57	88	185
		Total	22	50	2,996	295	5,144	8,507	20	40	3,044	224	4,527	7,855	16,362
	File Class	26	61	3,611	407	5,890	9,995	25	47	3,694	275	5,035	9,076	19,071	
Grand Total:		37	67	4,039	446	7,093	11,682	47	64	5,466	390	9,239	15,206	26,888	