

DEFINITION

Larceny is the unlawful taking, carrying, leading, or riding away of property from the possession, or constructive possession of another person.

ANALYSIS

VOLUME

The number of larcenies committed in Michigan in 2013 was 147,604. This is a reported decrease of 5 percent from 2012 and a 16 percent decrease since 2009.

The largest number of offenses occurred in the month of July and the least amount were committed in February.

RATE

The crime rate for this offense was 1,493 for every 100,000 persons. In 2012, the crime rate was 1,569 per 100,000 persons.

CLEARANCES

Law enforcement agencies cleared 26,380 incidents by an arrest or exceptional clearance out of the 145,685 incidents reported. This calculates to an 18 percent clearance rate. In 2012, the clearance rate was also 18 percent.

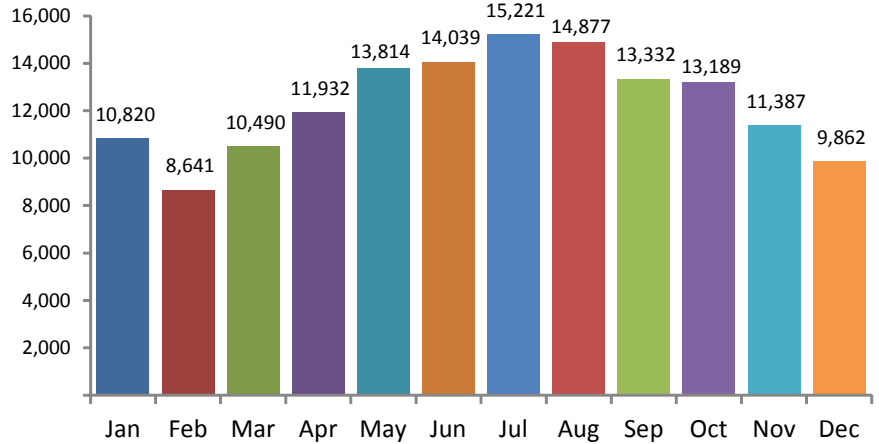
NATURE

In 2013, the property data received from law enforcement agencies reported that property loss values during the commission of larcenies totaled \$309,590,989. Total property loss values for all property crimes was \$671,467,809. For larcenies, this equates to 46 percent of the state value.

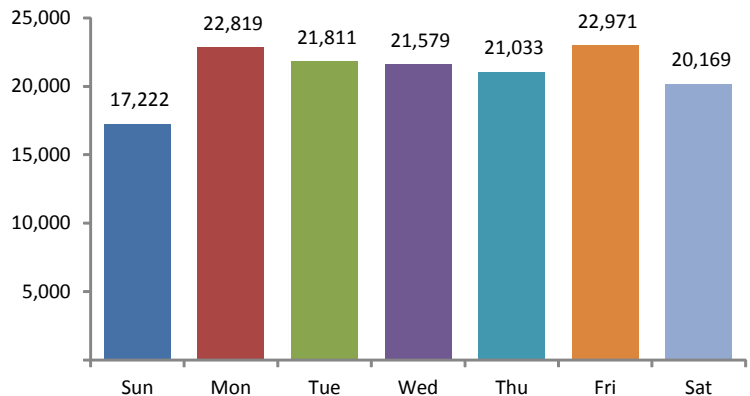
The location of larcenies at a Residence/Home occurred the most often at 36 percent. A Department/Discount Store was the location for 13 percent of the offenses and a Parking Lot/Garage was 11 percent of the offenses.

In 2013, larcenies occurred most often on Fridays and least often on Sundays.

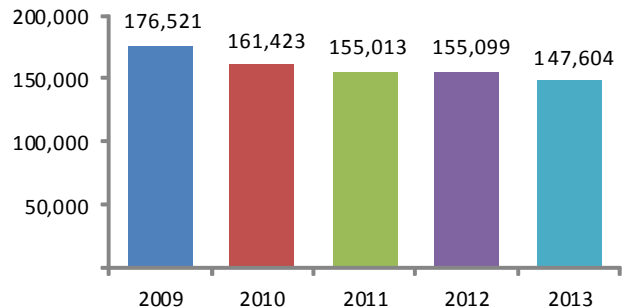
Offenses by Month



Offenses by Day



**5-Year Trend
Number of Offenses**





		Arrests By Age, Sex, and Race												Grand Total	
		FEMALE						MALE							
		American Indian/Alaskan Native	Asian/Pacific Islander	Black	Unknown	White	Total	American Indian/Alaskan Native	Asian/Pacific Islander	Black	Unknown	White	Total		
LARCENY OTHER	Age Group														
LARCENY OTHER	TOTAL JUVENILES	10 & Under	0	0	0	0	2	2	0	0	5	0	5	10	12
		11-12	0	0	1	1	4	6	0	0	15	1	8	24	30
		13-14	0	0	5	1	20	26	0	0	45	5	54	104	130
		15	0	0	5	0	10	15	0	0	36	0	36	72	87
		16	0	0	4	0	9	13	0	1	34	3	31	69	82
		Total	0	0	15	2	45	62	0	1	135	9	134	279	341
	TOTAL ADULTS	17	0	0	8	2	8	18	0	0	46	2	76	124	142
		18	1	0	6	2	9	18	0	0	40	2	87	129	147
		19	0	0	13	1	14	28	1	0	40	5	59	105	133
		20	0	0	7	2	23	32	0	0	29	5	58	92	124
		21	0	0	12	2	21	35	0	1	53	3	50	107	142
		22	0	0	12	3	20	35	0	0	17	1	55	73	108
		23	0	0	4	3	20	27	0	1	13	1	46	61	88
		24	0	0	4	2	16	22	0	0	23	3	45	71	93
		25-29	1	0	23	18	72	114	2	2	55	9	186	254	368
		30-34	1	0	19	8	71	99	1	0	39	8	144	192	291
		35-39	0	0	17	5	45	67	0	0	32	8	127	167	234
		40-44	0	1	21	5	35	62	0	0	36	3	106	145	207



			Arrests By Age, Sex, and Race												Grand Total
			FEMALE						MALE						
			American Indian/Alaskan Native	Asian/Pacific Islander	Black	Unknown	White	Total	American Indian/Alaskan Native	Asian/Pacific Islander	Black	Unknown	White	Total	
LARCENY OTHER	TOTAL ADULTS	45-49	0	0	11	1	29	41	0	0	60	2	82	144	185
		50-54	1	0	16	3	25	45	0	0	46	1	57	104	149
		55-59	0	0	5	0	18	23	0	0	31	2	30	63	86
		60-64	0	0	1	1	8	10	0	0	9	4	11	24	34
		65 & Above	0	0	1	0	3	4	0	0	9	1	13	23	27
		Total	4	1	180	58	437	680	4	4	578	60	1,232	1,878	2,558
	File Class Total	4	1	195	60	482	742	4	5	713	69	1,366	2,157	2,899	
LARCENY POCKETPICKING	TOTAL JUVENILES	11-12	0	0	0	0	0	0	0	0	0	0	3	3	3
		13-14	0	0	0	0	1	1	0	0	0	0	2	2	3
		15	0	0	0	0	1	1	0	0	1	0	4	5	6
		16	0	0	1	0	0	1	0	0	3	1	6	10	11
		Total	0	0	1	0	2	3	0	0	4	1	15	20	23
	TOTAL ADULTS	17	0	0	0	0	1	1	0	0	5	1	6	12	13
		18	0	0	0	0	2	2	0	0	0	0	1	1	3
		19	0	0	0	0	0	0	0	0	0	0	2	2	2
		20	0	0	0	0	1	1	0	0	1	0	3	4	5
		21	0	0	0	0	0	0	0	0	3	0	1	4	4
		23	0	0	0	1	1	2	0	0	0	1	0	1	3
		24	0	0	1	0	1	2	0	0	1	0	1	2	4
		Total	0	0	1	0	2	3	0	0	4	1	15	20	23



		Arrests By Age, Sex, and Race													Grand Total
		FEMALE						MALE							
		American Indian/Alaskan Native	Asian/Pacific Islander	Black	Unknown	White	Total	American Indian/Alaskan Native	Asian/Pacific Islander	Black	Unknown	White	Total		
LARCENY POCKETPICKING	TOTAL ADULTS	25-29	0	0	1	0	5	6	0	0	4	0	5	9	15
		30-34	0	0	1	0	4	5	0	0	2	0	5	7	12
		35-39	0	0	0	0	1	1	0	0	0	0	2	2	3
		40-44	0	0	1	0	0	1	0	0	2	0	0	2	3
		45-49	0	1	0	0	1	2	0	0	1	0	4	5	7
		50-54	0	0	1	0	0	1	0	0	4	1	1	6	7
		55-59	0	0	0	0	0	0	0	0	0	0	1	1	1
		65 & Above	0	0	0	0	1	1	0	0	0	0	0	0	1
		Total	0	1	5	1	18	25	0	0	23	3	32	58	83
File Class Total		0	1	6	1	20	28	0	0	27	4	47	78	106	
LARCENY PURSESNAATCHING	TOTAL JUVENILES	13-14	0	0	0	0	0	0	0	0	2	0	0	2	2
		15	0	0	0	0	0	0	0	0	0	0	2	2	2
		16	0	0	1	0	0	1	0	0	4	0	1	5	6
		Total	0	0	1	0	0	1	0	0	6	0	3	9	10
	TOTAL ADULTS	17	0	0	0	0	0	0	0	0	2	0	1	3	3
		18	0	0	0	0	0	0	0	0	7	1	1	9	9
		19	0	0	1	0	0	1	0	0	0	0	2	2	3
		20	0	0	0	0	1	1	0	0	1	0	2	3	4
		21	0	0	0	0	3	3	0	0	1	1	0	2	5



		Arrests By Age, Sex, and Race													Grand Total
		FEMALE						MALE							
		American Indian/Alaskan Native	Asian/Pacific Islander	Black	Unknown	White	Total	American Indian/Alaskan Native	Asian/Pacific Islander	Black	Unknown	White	Total		
LARCENY PURSESNAATCHING	TOTAL ADULTS	22	0	0	0	0	1	1	0	0	1	0	0	1	2
		23	0	0	0	0	0	0	0	0	1	0	1	2	2
		24	0	0	0	0	0	0	0	0	1	0	3	4	4
		25-29	0	0	0	0	3	3	0	0	1	0	11	12	15
		30-34	0	0	0	0	4	4	0	0	0	1	5	6	10
		35-39	0	0	0	0	4	4	0	0	1	0	4	5	9
		40-44	0	0	0	0	0	0	0	0	2	0	2	4	4
		45-49	0	0	1	0	1	2	0	0	4	0	1	5	7
		50-54	0	0	0	0	0	0	0	0	3	0	1	4	4
		55-59	0	0	1	0	2	3	0	0	2	0	2	4	7
		60-64	0	0	1	0	0	1	0	0	2	0	1	3	4
		65 & Above	0	0	1	0	0	1	0	0	0	0	0	0	1
		Total	0	0	5	0	19	24	0	0	29	3	37	69	93
File Class Total	0	0	6	0	19	25	0	0	35	3	40	78	103		
LARCENY THEFT FROM BUILDING	TOTAL JUVENILES	10 & Under	0	0	0	0	0	0	0	0	1	0	4	5	5
		11-12	0	0	2	0	4	6	0	0	3	1	9	13	19
		13-14	0	0	9	0	12	21	1	0	22	1	33	57	78
		15	0	0	8	0	3	11	0	1	22	1	17	41	52
		16	0	0	6	0	2	8	0	1	20	3	17	41	49



		Arrests By Age, Sex, and Race													Grand Total
		FEMALE						MALE							
		American Indian/Alaskan Native	Asian/Pacific Islander	Black	Unknown	White	Total	American Indian/Alaskan Native	Asian/Pacific Islander	Black	Unknown	White	Total		
LARCENY THEFT FROM BUILDING	Total	0	0	25	0	21	46	1	2	68	6	80	157	203	
	17	0	0	14	0	12	26	0	0	39	1	41	81	107	
	18	0	0	12	0	17	29	0	0	38	2	49	89	118	
	19	0	0	9	3	12	24	0	0	32	2	45	79	103	
	20	0	0	12	0	18	30	0	2	31	2	42	77	107	
	21	0	1	9	0	9	19	0	0	27	1	47	75	94	
	22	0	0	9	3	15	27	0	1	20	3	54	78	105	
	23	0	0	13	1	20	34	0	0	18	1	28	47	81	
	24	0	1	4	1	16	22	0	0	14	2	31	47	69	
	25-29	0	0	22	4	84	110	2	0	48	9	132	191	301	
	30-34	0	0	16	1	60	77	0	0	25	6	109	140	217	
	35-39	0	0	5	1	43	49	0	0	35	5	69	109	158	
	40-44	0	0	16	2	17	35	0	3	26	1	69	99	134	
	45-49	0	0	7	2	29	38	0	0	28	1	37	66	104	
	50-54	0	0	3	1	13	17	0	0	29	0	31	60	77	
	55-59	0	0	1	0	6	7	0	0	24	0	15	39	46	
	60-64	1	0	1	1	5	8	0	0	10	1	5	16	24	
	65 & Above	0	0	2	0	0	2	0	0	1	1	2	4	6	
	Total	1	2	155	20	376	554	2	6	445	38	806	1,297	1,851	



		Arrests By Age, Sex, and Race												Grand Total	
		FEMALE						MALE							
		American Indian/Alaskan Native	Asian/Pacific Islander	Black	Unknown	White	Total	American Indian/Alaskan Native	Asian/Pacific Islander	Black	Unknown	White	Total		
	File Class Total	1	2	180	20	397	600	3	8	513	44	886	1,454	2,054	
LARCENY THEFT FROM COIN OPERATED MACHINE/DEV.	TOTAL JUVENILES	13-14	0	0	0	0	1	1	0	0	0	0	1	1	2
		15	0	0	0	0	0	0	0	0	0	0	1	1	1
		Total	0	0	0	0	1	1	0	0	0	0	2	2	3
	TOTAL ADULTS	18	0	0	0	0	0	0	0	0	0	0	2	2	2
		19	0	0	0	0	0	0	0	0	1	0	1	2	2
		20	0	0	0	0	0	0	0	0	0	0	1	1	1
		21	0	0	0	0	0	0	0	0	0	0	2	2	2
		22	0	0	0	0	0	0	0	0	0	0	1	1	1
		23	0	0	0	0	0	0	0	0	0	0	1	1	1
		24	0	0	0	0	0	0	0	0	0	0	1	1	1
		25-29	0	0	0	0	2	2	0	0	1	0	2	3	5
		30-34	0	0	0	0	1	1	0	0	1	0	8	9	10
		35-39	0	0	0	0	0	0	0	0	3	0	2	5	5
		40-44	0	0	0	0	0	0	0	0	0	0	2	2	2
		45-49	0	0	0	0	1	1	0	0	0	0	4	4	5
50-54	0	0	0	0	0	0	0	0	2	0	2	4	4		
55-59	0	0	0	0	0	0	0	0	2	0	1	3	3		
65 & Above	0	0	0	0	0	0	0	0	0	0	1	1	1		



		Arrests By Age, Sex, and Race												Grand Total	
		FEMALE						MALE							
		American Indian/Alaskan Native	Asian/Pacific Islander	Black	Unknown	White	Total	American Indian/Alaskan Native	Asian/Pacific Islander	Black	Unknown	White	Total		
LARCENY THEFT FROM COIN OPERATED MACHINE/DEV.	Total	0	0	0	0	4	4	0	0	10	0	31	41	45	
	File Class Total	0	0	0	0	5	5	0	0	10	0	33	43	48	
LARCENY THEFT FROM MOTOR VEHICLE	TOTAL JUVENILES	10 & Under	0	0	0	0	0	0	0	0	2	0	0	2	2
		11-12	0	0	0	0	0	0	0	0	2	1	5	8	8
		13-14	0	0	2	0	2	4	0	0	24	1	31	56	60
		15	0	0	0	0	2	2	0	0	12	0	54	66	68
		16	0	0	0	0	5	5	0	0	27	2	38	67	72
		Total	0	0	2	0	9	11	0	0	67	4	128	199	210
	TOTAL ADULTS	17	0	0	0	0	4	4	0	0	22	2	72	96	100
		18	0	0	0	0	4	4	0	0	32	2	82	116	120
		19	0	0	1	0	4	5	0	0	21	3	62	86	91
		20	0	0	1	0	7	8	0	0	14	2	35	51	59
		21	0	0	0	0	9	9	0	0	11	1	57	69	78
		22	0	0	0	2	1	3	0	4	13	0	34	51	54
		23	0	0	0	0	1	1	0	0	9	1	44	54	55
		24	0	0	1	0	0	1	0	0	9	0	24	33	34
		25-29	0	0	2	0	10	12	0	0	22	4	79	105	117
		30-34	0	0	2	0	5	7	0	0	17	1	38	56	63
		35-39	0	0	0	0	5	5	0	0	6	1	23	30	35



		Arrests By Age, Sex, and Race												Grand Total	
		FEMALE						MALE							
		American Indian/Alaskan Native	Asian/Pacific Islander	Black	Unknown	White	Total	American Indian/Alaskan Native	Asian/Pacific Islander	Black	Unknown	White	Total		
LARCENY THEFT FROM MOTOR VEHICLE	TOTAL ADULTS	40-44	0	0	1	0	1	2	0	0	7	0	13	20	22
		45-49	0	0	0	0	1	1	0	0	10	1	12	23	24
		50-54	0	0	0	0	1	1	0	0	7	1	6	14	15
		55-59	0	0	0	0	2	2	0	0	5	0	3	8	10
		60-64	0	0	0	1	1	2	0	0	0	0	0	0	2
		65 & Above	0	0	0	0	0	0	0	0	1	0	1	2	2
	Total	0	0	8	3	56	67	0	4	206	19	585	814	881	
File Class Total	0	0	10	3	65	78	0	4	273	23	713	1,013	1,091		
LARCENY THEFT OF MOTOR VEH PARTS/ACCESSORIES	TOTAL JUVENILES	13-14	0	0	0	1	0	1	0	0	0	0	0	0	1
		15	0	0	0	0	0	0	0	0	4	0	1	5	5
		16	0	0	0	0	0	0	0	0	1	0	1	2	2
		Total	0	0	0	1	0	1	0	0	5	0	2	7	8
	TOTAL ADULTS	17	0	0	1	1	0	2	0	0	5	0	8	13	15
		18	0	0	0	0	0	0	0	0	9	1	5	15	15
		19	0	0	0	0	0	0	0	0	11	0	7	18	18
		20	0	0	0	0	0	0	0	0	9	0	9	18	18
		21	0	0	2	0	1	3	0	0	10	0	5	15	18
		22	0	0	1	0	0	1	0	0	9	1	4	14	15
		23	0	0	1	0	0	1	0	0	8	0	6	14	15



		Arrests By Age, Sex, and Race												Grand Total	
		FEMALE						MALE							
		American Indian/Alaskan Native	Asian/Pacific Islander	Black	Unknown	White	Total	American Indian/Alaskan Native	Asian/Pacific Islander	Black	Unknown	White	Total		
LARCENY THEFT OF MOTOR VEH PARTS/ACCESSORIES	TOTAL ADULTS	24	0	0	1	0	0	1	0	0	6	0	4	10	11
	25-29	0	0	1	0	1	2	0	0	12	3	17	32	34	
	30-34	0	0	1	0	0	1	0	0	6	0	15	21	22	
	35-39	0	0	0	0	1	1	0	0	9	1	11	21	22	
	40-44	0	0	0	0	3	3	0	0	7	0	5	12	15	
	45-49	0	0	0	0	0	0	0	0	3	0	4	7	7	
	50-54	0	0	0	0	1	1	0	0	3	0	3	6	7	
	55-59	0	0	0	0	0	0	0	0	3	0	1	4	4	
	60-64	0	0	0	0	0	0	0	0	0	0	2	2	2	
	Total	0	0	8	1	7	16	0	0	110	6	106	222	238	
File Class Total	0	0	8	2	7	17	0	0	115	6	108	229	246		
RETAIL FRAUD THEFT	TOTAL JUVENILES	10 & Under	1	0	2	0	2	5	0	0	10	1	5	16	21
	11-12	2	1	33	3	33	72	0	1	52	4	20	77	149	
	13-14	6	0	153	19	143	321	3	1	184	28	114	330	651	
	15	0	1	139	19	165	324	2	1	131	30	129	293	617	
	16	4	1	177	29	244	455	1	1	168	30	178	378	833	
	Total	13	3	504	70	587	1,177	6	4	545	93	446	1,094	2,271	
	TOTAL ADULTS	17	4	3	271	36	364	678	2	4	284	15	320	625	1,303
18	6	4	261	28	331	630	4	1	274	19	285	583	1,213		



		Arrests By Age, Sex, and Race												Grand Total	
		FEMALE						MALE							
		American Indian/Alaskan Native	Asian/Pacific Islander	Black	Unknown	White	Total	American Indian/Alaskan Native	Asian/Pacific Islander	Black	Unknown	White	Total		
RETAIL FRAUD THEFT	TOTAL ADULTS	19	3	7	254	25	298	587	2	1	215	15	254	487	1,074
		20	5	1	226	19	255	506	0	2	176	9	211	398	904
		21	4	4	226	14	221	469	1	4	157	11	202	375	844
		22	0	2	191	13	222	428	2	0	129	5	190	326	754
		23	1	1	154	9	221	386	0	2	109	5	188	304	690
		24	4	1	122	14	182	323	3	1	58	4	179	245	568
		25-29	10	6	398	45	935	1,394	7	7	266	32	876	1,188	2,582
		30-34	8	6	263	46	768	1,091	7	6	192	43	661	909	2,000
		35-39	11	5	176	16	555	763	0	1	153	11	432	597	1,360
		40-44	1	8	191	16	429	645	4	0	234	11	342	591	1,236
		45-49	0	4	164	16	337	521	0	3	288	13	263	567	1,088
		50-54	0	1	111	19	279	410	1	3	284	11	221	520	930
		55-59	1	4	56	7	166	234	0	2	169	9	132	312	546
		60-64	2	1	34	4	76	117	0	0	86	3	57	146	263
		65 & Above	1	1	15	4	69	90	1	1	18	4	51	75	165
Total		61	59	3,113	331	5,708	9,272	34	38	3,092	220	4,864	8,248	17,520	
File Class Total		74	62	3,617	401	6,295	10,449	40	42	3,637	313	5,310	9,342	19,791	
Grand Total:		79	66	4,022	487	7,290	11,944	47	59	5,323	462	8,503	14,394	26,338	