

### DEFINITION

Larceny is the unlawful taking, carrying, leading, or riding away of property from the possession or constructive possession of another person.

### ANALYSIS

#### VOLUME

The number of larcenies committed in Michigan in 2016 was 128,666. This is a reported decrease of two percent from 2015 and a seventeen percent decrease since 2012.

The largest number of offenses occurred in the month of August and the least amount were committed in February.

#### RATE

The crime rate for this offense was 1,296 for every 100,000 persons. In 2015, the crime rate was 1,321 per 100,000 persons.

#### CLEARANCES

Law enforcement agencies cleared 23,825 incidents by an arrest or exceptional clearance out of the 127,362 incidents reported. This calculates to a nineteen percent clearance rate. In 2015, the clearance rate was also nineteen percent.

#### NATURE

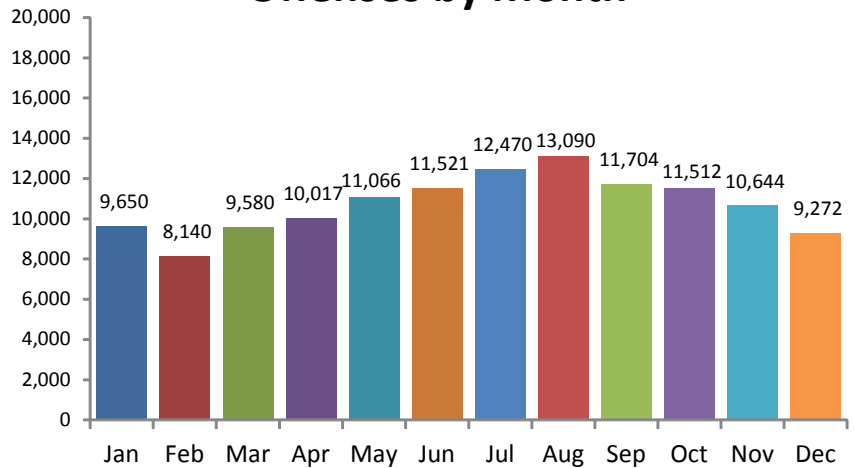
In 2016, the location of larcenies at a Residence/Home occurred the most often at thirty-six percent. A Department/Discount Store was the location for fourteen percent of the offenses and a Parking Lot/Garage was ten percent of the offenses. Larcenies occurred most often on Fridays and least often on Sundays.

#### OFFENDERS

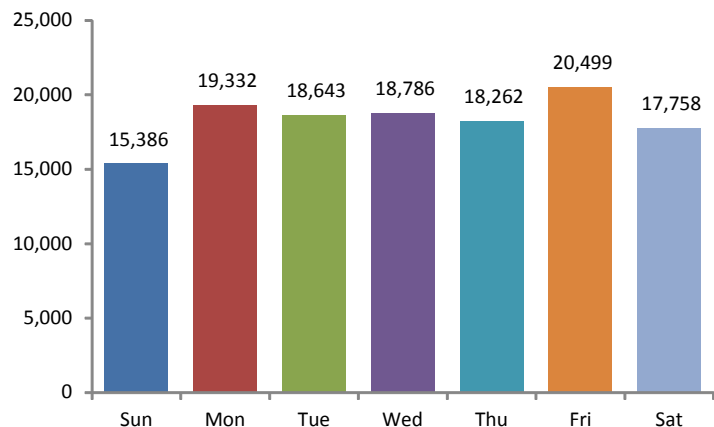
In forty-nine percent of the offenses reported to law enforcement agencies, the suspect or offender was Unknown. Among the offenses where offender information was known (73,548), Males were involved in sixty-three percent of the offenses and thirty-seven percent were Females.

Thirty-three percent of these offenses were committed by White Males and twenty-five percent by Black Males. White Females committed forty percent of the offenses and Black Females committed thirty-three percent.

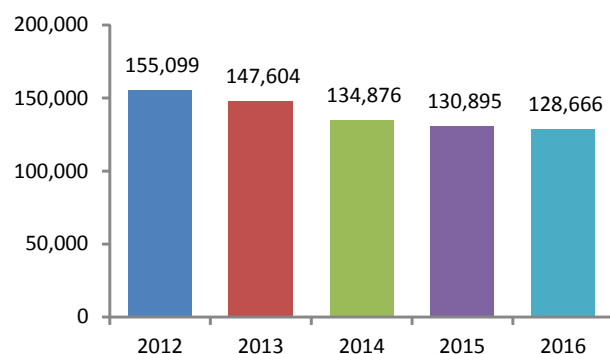
### Offenses by Month



### Offenses by Day



### 5-Year Trend Number of Offenses



# 2016 LARCENY ARRESTS



		Arrests By Age, Sex, and Race												Grand Total	
		FEMALE						MALE							
		American Indian/Alaskan Native	Asian/Pacific Islander	Black	Unknown	White	Total	American Indian/Alaskan Native	Asian/Pacific Islander	Black	Unknown	White	Total		
Age Group															
LARCENY OTHER	Total Juveniles	10 & Under	0	0	1	0	1	2	0	0	2	0	2	4	6
		11-12	0	0	3	0	5	8	0	0	13	0	11	24	32
		13-14	0	0	9	1	4	14	0	0	40	2	22	64	78
		15	0	0	2	0	2	4	0	0	27	1	23	51	55
		16	0	0	8	0	8	16	0	0	32	0	21	53	69
		<b>Total</b>	<b>0</b>	<b>0</b>	<b>23</b>	<b>1</b>	<b>20</b>	<b>44</b>	<b>0</b>	<b>0</b>	<b>114</b>	<b>3</b>	<b>79</b>	<b>196</b>	<b>240</b>
	Total Adults	17	0	0	7	0	16	23	2	2	34	7	49	94	117
		18	0	0	12	2	6	20	2	0	32	3	28	65	85
		19	0	1	7	0	14	22	2	0	25	4	23	54	76
		20	0	0	12	0	12	24	0	0	21	3	30	54	78
		21	0	0	5	0	18	23	0	0	17	3	23	43	66
		22	0	0	7	3	9	19	1	0	25	4	18	48	67
		23	0	0	3	1	6	10	0	0	20	2	25	47	57
		24	0	0	5	1	16	22	0	0	11	0	41	52	74
		25-29	0	0	14	1	77	92	0	1	61	10	147	219	311
		30-34	1	0	14	4	71	90	0	0	33	3	109	145	235
		35-39	0	0	9	2	54	65	0	0	28	6	102	136	201
		40-44	0	0	11	0	32	43	0	0	17	2	63	82	125
		45-49	0	0	8	1	28	37	1	0	22	3	59	85	122
		50-54	0	0	10	0	16	26	0	1	32	4	48	85	111
		55-59	0	0	1	1	16	18	1	0	20	2	33	56	74
		60-64	0	0	4	1	7	12	0	0	9	0	17	26	38
		65 & Above	0	0	2	0	9	11	0	0	5	0	13	18	29
<b>Total</b>	<b>1</b>	<b>1</b>	<b>131</b>	<b>17</b>	<b>407</b>	<b>557</b>	<b>9</b>	<b>4</b>	<b>412</b>	<b>56</b>	<b>828</b>	<b>1,309</b>	<b>1,866</b>		
<b>Offense Total</b>		<b>1</b>	<b>1</b>	<b>154</b>	<b>18</b>	<b>427</b>	<b>601</b>	<b>9</b>	<b>4</b>	<b>526</b>	<b>59</b>	<b>907</b>	<b>1,505</b>	<b>2,106</b>	

# 2016 LARCENY ARRESTS



		Arrests By Age, Sex, and Race												Grand Total
		FEMALE						MALE						
		American Indian/Alaskan Native	Asian/Pacific Islander	Black	Unknown	White	Total	American Indian/Alaskan Native	Asian/Pacific Islander	Black	Unknown	White	Total	
LARCENY POCKETPICKING	Total Juveniles	13-14	0	0	0	0	0	0	0	4	0	1	5	5
		15	0	0	0	0	0	0	0	2	0	0	2	2
		<b>Total</b>	<b>0</b>	<b>0</b>	<b>0</b>	<b>0</b>	<b>0</b>	<b>0</b>	<b>0</b>	<b>6</b>	<b>0</b>	<b>1</b>	<b>7</b>	<b>7</b>
	Total Adults	17	0	0	0	0	0	0	0	1	0	1	2	2
		18	0	0	0	1	0	1	0	0	0	0	0	1
		19	0	0	1	0	0	1	0	1	1	1	3	4
		20	0	0	0	1	1	2	0	2	0	1	3	5
		22	0	0	1	0	2	3	0	0	0	1	1	4
		23	0	0	0	0	1	1	0	0	0	0	0	1
		24	0	0	1	0	0	1	0	1	0	0	1	2
		25-29	0	0	0	0	1	1	0	2	0	1	3	4
		30-34	0	0	0	0	2	2	0	2	0	4	6	8
		35-39	0	0	1	1	1	3	0	4	0	1	5	8
		40-44	0	0	0	0	0	0	0	1	0	6	7	7
		45-49	0	0	0	0	1	1	0	1	0	0	1	2
		50-54	0	0	0	0	0	0	0	5	0	0	5	5
		55-59	0	0	0	0	1	1	0	4	0	2	6	7
		60-64	0	0	0	0	0	0	0	0	0	1	1	1
		65 & Above	0	0	0	0	0	0	0	1	0	1	2	2
<b>Total</b>	<b>0</b>	<b>0</b>	<b>4</b>	<b>3</b>	<b>10</b>	<b>17</b>	<b>0</b>	<b>25</b>	<b>1</b>	<b>20</b>	<b>46</b>	<b>63</b>		
<b>Offense Total</b>		<b>0</b>	<b>0</b>	<b>4</b>	<b>3</b>	<b>10</b>	<b>17</b>	<b>0</b>	<b>31</b>	<b>1</b>	<b>21</b>	<b>53</b>	<b>70</b>	
LARCENY PURSESNAATCHING	Total Juveniles	13-14	0	0	0	0	0	0	3	0	0	3	3	
		15	0	0	0	0	0	0	2	0	0	2	2	
		16	0	0	0	0	0	0	0	0	1	1	1	
		<b>Total</b>	<b>0</b>	<b>0</b>	<b>0</b>	<b>0</b>	<b>0</b>	<b>0</b>	<b>0</b>	<b>5</b>	<b>0</b>	<b>1</b>	<b>6</b>	<b>6</b>

		Arrests By Age, Sex, and Race												Grand Total	
		FEMALE						MALE							
		American Indian/Alaskan Native	Asian/Pacific Islander	Black	Unknown	White	Total	American Indian/Alaskan Native	Asian/Pacific Islander	Black	Unknown	White	Total		
LARCENY PURSESNAATCHING	Total Adults	17	0	0	1	0	0	1	0	0	1	0	1	2	3
		18	0	0	0	0	0	0	0	0	2	0	1	3	3
		19	0	0	0	0	1	1	0	0	2	0	0	2	3
		20	0	0	0	0	1	1	0	0	1	0	0	1	2
		21	0	0	0	0	1	1	0	0	1	0	0	1	2
		22	0	0	0	0	0	0	0	0	1	0	1	2	2
		23	0	0	0	0	1	1	0	0	0	0	1	1	2
		24	0	0	0	0	0	0	0	0	0	0	2	2	2
		25-29	0	0	0	0	2	2	0	0	0	0	10	10	12
		30-34	0	0	0	0	6	6	0	0	1	0	1	2	8
		35-39	1	0	0	0	2	3	0	0	1	0	2	3	6
		40-44	0	0	0	0	0	0	0	0	1	0	2	3	3
		45-49	0	0	0	0	2	2	0	0	2	1	0	3	5
		50-54	0	0	0	0	0	0	0	0	1	0	1	2	2
		55-59	0	0	0	0	1	1	0	0	0	0	3	3	4
		60-64	0	0	0	0	1	1	0	0	1	0	0	1	2
<b>Total</b>		<b>1</b>	<b>0</b>	<b>1</b>	<b>0</b>	<b>18</b>	<b>20</b>	<b>0</b>	<b>0</b>	<b>15</b>	<b>1</b>	<b>25</b>	<b>41</b>	<b>61</b>	
<b>Offense Total</b>		<b>1</b>	<b>0</b>	<b>1</b>	<b>0</b>	<b>18</b>	<b>20</b>	<b>0</b>	<b>0</b>	<b>20</b>	<b>1</b>	<b>26</b>	<b>47</b>	<b>67</b>	
LARCENY THEFT FROM BUILDING	Total Juveniles	10 & Under	0	0	0	0	0	0	0	0	0	1	1	1	
		11-12	0	0	2	0	1	3	0	0	1	0	5	6	9
		13-14	0	0	6	0	6	12	0	0	9	3	29	41	53
		15	0	0	2	2	4	8	0	0	21	0	18	39	47
		16	0	0	1	1	5	7	0	1	14	0	21	36	43
		<b>Total</b>	<b>0</b>	<b>0</b>	<b>11</b>	<b>3</b>	<b>16</b>	<b>30</b>	<b>0</b>	<b>1</b>	<b>45</b>	<b>3</b>	<b>74</b>	<b>123</b>	<b>153</b>
		17	0	0	2	0	4	6	0	0	23	1	22	46	52

# 2016 LARCENY ARRESTS



		Arrests By Age, Sex, and Race												Grand Total	
		FEMALE						MALE							
		American Indian/Alaskan Native	Asian/Pacific Islander	Black	Unknown	White	Total	American Indian/Alaskan Native	Asian/Pacific Islander	Black	Unknown	White	Total		
LARCENY THEFT FROM BUILDING	Total Adults	18	0	0	2	0	5	7	0	0	19	2	29	50	57
		19	0	0	8	3	4	15	0	0	14	4	32	50	65
		20	0	0	9	0	11	20	0	0	18	1	26	45	65
		21	0	0	6	0	13	19	0	0	18	1	19	38	57
		22	0	0	4	1	14	19	0	0	19	0	23	42	61
		23	0	0	8	1	7	16	0	0	8	4	30	42	58
		24	0	0	4	0	9	13	0	0	14	2	15	31	44
		25-29	0	0	24	1	69	94	1	0	47	13	117	178	272
		30-34	1	0	13	2	49	65	3	0	30	8	108	149	214
		35-39	0	0	8	3	44	55	0	0	12	2	83	97	152
		40-44	0	0	15	3	31	49	1	0	20	0	51	72	121
		45-49	0	0	6	2	23	31	0	0	19	0	30	49	80
		50-54	0	0	5	2	23	30	1	0	22	1	26	50	80
		55-59	0	0	5	0	8	13	0	0	14	1	11	26	39
		60-64	0	0	5	0	6	11	0	0	4	0	6	10	21
		65 & Above	0	1	0	0	5	6	0	0	3	2	6	11	17
		<b>Total</b>		1	1	124	18	325	469	6	0	304	42	634	986
<b>Offense Total</b>		1	1	135	21	341	499	6	1	349	45	708	1,109	1,608	
LARCENY THEFT FROM COIN OPERATED MACHINE/DEVICE	Total Juveniles	11-12	0	0	0	0	1	1	0	0	0	0	0	1	
		15	0	0	0	0	0	0	0	0	1	0	0	1	
		<b>Total</b>	0	0	0	0	1	1	0	0	1	0	0	1	
	Total Adults	17	0	0	0	0	0	0	0	0	1	0	0	1	
		19	0	0	0	0	0	0	0	0	0	0	2	2	
		23	0	0	0	0	0	0	0	0	1	0	0	1	
		25-29	0	0	0	0	0	0	0	0	0	0	3	3	

# 2016 LARCENY ARRESTS



		Arrests By Age, Sex, and Race												Grand Total	
		FEMALE						MALE							
		American Indian/Alaskan Native	Asian/Pacific Islander	Black	Unknown	White	Total	American Indian/Alaskan Native	Asian/Pacific Islander	Black	Unknown	White	Total		
LARCENY THEFT FROM COIN OPERATED MACHINE/DEVICE	Total Adults	30-34	0	0	0	0	2	2	0	0	0	0	2	2	4
		35-39	0	0	0	0	1	1	0	0	0	0	0	0	1
		40-44	0	0	0	0	0	0	0	0	0	0	4	4	4
		45-49	0	0	0	0	0	0	0	0	0	0	1	1	1
		50-54	0	0	0	0	0	0	0	0	0	1	1	2	2
		65 & Above	0	0	0	0	0	0	0	0	0	0	1	1	1
	<b>Total</b>	<b>0</b>	<b>0</b>	<b>0</b>	<b>0</b>	<b>3</b>	<b>3</b>	<b>0</b>	<b>0</b>	<b>2</b>	<b>1</b>	<b>14</b>	<b>17</b>	<b>20</b>	
<b>Offense Total</b>	<b>0</b>	<b>0</b>	<b>0</b>	<b>0</b>	<b>4</b>	<b>4</b>	<b>0</b>	<b>0</b>	<b>3</b>	<b>1</b>	<b>14</b>	<b>18</b>	<b>22</b>		
LARCENY THEFT FROM MOTOR VEHICLE	Total Juveniles	11-12	0	0	1	0	0	1	0	0	1	0	5	6	7
		13-14	0	0	2	1	10	13	0	0	17	0	21	38	51
		15	0	0	2	1	2	5	0	0	21	1	31	53	58
		16	0	0	0	0	1	1	0	0	32	3	45	80	81
		<b>Total</b>	<b>0</b>	<b>0</b>	<b>5</b>	<b>2</b>	<b>13</b>	<b>20</b>	<b>0</b>	<b>0</b>	<b>71</b>	<b>4</b>	<b>102</b>	<b>177</b>	<b>197</b>
	Total Adults	17	0	0	1	0	2	3	0	0	50	5	76	131	134
		18	0	0	0	0	3	3	0	0	30	3	51	84	87
		19	0	0	1	0	3	4	0	0	21	8	43	72	76
		20	0	0	3	0	2	5	0	0	25	0	32	57	62
		21	0	0	0	0	3	3	0	0	13	1	27	41	44
		22	0	0	0	0	3	3	0	0	8	1	14	23	26
		23	0	0	0	0	1	1	0	0	11	0	15	26	27
		24	0	0	0	0	0	0	0	4	7	1	14	26	26
		25-29	0	0	1	1	19	21	1	0	24	3	70	98	119
		30-34	0	0	0	0	11	11	0	0	13	7	48	68	79
		35-39	0	0	0	0	14	14	1	0	16	3	31	51	65
		40-44	0	0	1	0	0	1	0	0	11	1	11	23	24

		Arrests By Age, Sex, and Race												Grand Total	
		FEMALE						MALE							
		American Indian/Alaskan Native	Asian/Pacific Islander	Black	Unknown	White	Total	American Indian/Alaskan Native	Asian/Pacific Islander	Black	Unknown	White	Total		
LARCENY THEFT FROM MOTOR VEHICLE	Total Adults	45-49	0	0	0	0	1	1	0	0	9	1	18	28	29
		50-54	0	0	1	0	4	5	0	0	9	2	13	24	29
		55-59	0	0	0	0	3	3	0	0	9	0	4	13	16
		60-64	0	0	0	0	0	0	0	0	1	0	3	4	4
		65 & Above	0	0	1	0	0	1	0	0	1	0	0	1	2
		<b>Total</b>	<b>0</b>	<b>0</b>	<b>9</b>	<b>1</b>	<b>69</b>	<b>79</b>	<b>2</b>	<b>4</b>	<b>258</b>	<b>36</b>	<b>470</b>	<b>770</b>	<b>849</b>
	<b>Offense Total</b>	<b>0</b>	<b>0</b>	<b>14</b>	<b>3</b>	<b>82</b>	<b>99</b>	<b>2</b>	<b>4</b>	<b>329</b>	<b>40</b>	<b>572</b>	<b>947</b>	<b>1,046</b>	
LARCENY THEFT OF MOTOR VEHICLE PARTS/ACCESSORIES	Total Juveniles	13-14	0	0	0	0	0	0	0	0	3	0	1	4	4
		16	0	0	0	0	0	0	0	0	0	0	1	1	1
		<b>Total</b>	<b>0</b>	<b>0</b>	<b>0</b>	<b>0</b>	<b>0</b>	<b>0</b>	<b>0</b>	<b>0</b>	<b>3</b>	<b>0</b>	<b>2</b>	<b>5</b>	<b>5</b>
	Total Adults	17	0	0	0	0	1	1	0	0	0	0	2	2	3
		18	0	0	0	0	1	1	0	0	5	0	1	6	7
		19	0	0	1	0	1	2	0	0	2	0	3	5	7
		20	0	0	0	0	1	1	0	0	0	0	0	0	1
		21	0	0	1	0	0	1	0	0	5	0	2	7	8
		22	0	0	1	0	0	1	0	0	1	0	1	2	3
		23	0	0	0	0	0	0	0	0	2	0	0	2	2
		24	0	0	1	0	1	2	0	0	3	0	1	4	6
		25-29	0	0	0	0	0	0	0	1	12	0	8	21	21
		30-34	0	0	1	0	0	1	0	0	14	0	7	21	22
		35-39	0	0	0	0	0	0	0	0	3	0	6	9	9
		40-44	0	0	0	0	1	1	0	0	2	0	1	3	4
		45-49	0	0	0	0	0	0	0	0	3	0	3	6	6
		50-54	0	0	0	0	0	0	0	0	3	0	2	5	5
		55-59	0	0	1	0	0	1	0	0	2	0	1	3	4

		Arrests By Age, Sex, and Race												Grand Total		
		FEMALE						MALE								
		American Indian/Alaskan Native	Asian/Pacific Islander	Black	Unknown	White	Total	American Indian/Alaskan Native	Asian/Pacific Islander	Black	Unknown	White	Total			
LARCENY THEFT OF MOTOR VEHICLE PARTS/ACCESSORIES	65 & Above	0	0	0	0	0	0	0	0	0	1	1	2	2		
	Total	0	0	6	0	6	12	0	1	57	1	39	98	110		
	Offense Total	0	0	6	0	6	12	0	1	60	1	41	103	115		
RETAIL FRAUD ORGANIZED CRIME	Total Juveniles	15	0	0	0	0	1	1	0	0	0	0	0	0	1	
	Total	0	0	0	0	0	1	1	0	0	0	0	0	0	1	
	Total Adults	17	0	0	2	0	0	2	2	0	0	0	0	0	0	2
		18	0	0	1	0	1	2	2	0	0	3	0	0	3	5
		19	0	0	2	0	1	3	3	0	0	2	0	0	2	5
		20	0	0	3	0	1	4	4	0	0	1	0	1	2	6
		21	0	0	1	0	0	1	1	0	0	2	0	3	5	6
		22	0	0	1	0	1	2	2	0	0	2	0	0	2	4
		23	0	0	0	0	0	0	0	0	0	1	0	3	4	4
		24	0	0	3	0	1	4	4	0	0	0	0	2	2	6
		25-29	0	0	4	0	5	9	9	0	0	1	1	9	11	20
		30-34	0	0	3	0	3	6	6	0	0	4	0	10	14	20
		35-39	0	0	1	0	3	4	4	0	0	1	0	6	7	11
		40-44	0	0	1	0	0	1	1	0	0	6	0	2	8	9
		45-49	0	0	1	0	0	1	1	0	0	2	0	3	5	6
		50-54	0	0	0	1	2	3	3	0	0	4	0	0	4	7
		55-59	0	0	2	0	1	3	3	0	0	1	0	0	1	4
		60-64	0	0	1	0	0	1	1	0	0	2	0	0	2	3
		Total	0	0	26	1	19	46	46	0	0	32	1	39	72	118
Offense Total	0	0	26	1	20	47	47	0	0	32	1	39	72	119		
RETAIL FRAUD THEFT	10 & Under	0	0	2	1	2	5	5	0	0	11	1	1	13	18	
	11-12	1	0	26	4	21	52	52	0	1	46	4	22	73	125	



		Arrests By Age, Sex, and Race												Grand Total	
		FEMALE						MALE							
		American Indian/Alaskan Native	Asian/Pacific Islander	Black	Unknown	White	Total	American Indian/Alaskan Native	Asian/Pacific Islander	Black	Unknown	White	Total		
RETAIL FRAUD THEFT	Total Juveniles	13-14	1	3	100	24	126	254	1	1	123	11	87	223	477
		15	0	0	105	25	132	262	0	1	120	10	85	216	478
		16	1	6	152	26	200	385	0	3	119	13	142	277	662
		<b>Total</b>	<b>3</b>	<b>9</b>	<b>385</b>	<b>80</b>	<b>481</b>	<b>958</b>	<b>1</b>	<b>6</b>	<b>419</b>	<b>39</b>	<b>337</b>	<b>802</b>	<b>1,760</b>
	Total Adults	17	2	5	230	29	364	630	3	2	170	17	241	433	1,063
		18	2	1	243	21	284	551	1	0	171	19	244	435	986
		19	3	4	198	22	220	447	4	2	162	8	195	371	818
		20	3	2	172	18	163	358	2	1	137	8	136	284	642
		21	0	4	148	17	134	303	3	1	98	11	134	247	550
		22	1	1	128	9	162	301	2	1	103	11	118	235	536
		23	1	3	138	12	180	334	2	0	94	6	134	236	570
		24	1	3	133	11	170	318	0	0	102	11	125	238	556
		25-29	13	6	407	45	840	1,311	2	3	327	45	853	1,230	2,541
		30-34	12	4	229	31	715	991	2	3	180	23	687	895	1,886
		35-39	5	2	142	33	634	816	7	1	138	14	527	687	1,503
		40-44	4	6	121	14	387	532	6	4	162	14	308	494	1,026
		45-49	5	4	143	20	337	509	0	1	227	9	318	555	1,064
		50-54	0	3	135	17	267	422	1	5	216	9	234	465	887
		55-59	0	3	73	5	181	262	2	1	176	10	139	328	590
		60-64	1	2	35	4	103	145	1	0	89	6	65	161	306
65 & Above	0	1	21	3	81	106	0	0	26	5	65	96	202		
<b>Total</b>	<b>53</b>	<b>54</b>	<b>2,696</b>	<b>311</b>	<b>5,222</b>	<b>8,336</b>	<b>38</b>	<b>25</b>	<b>2,578</b>	<b>226</b>	<b>4,523</b>	<b>7,390</b>	<b>15,726</b>		
<b>Offense Total</b>		<b>56</b>	<b>63</b>	<b>3,081</b>	<b>391</b>	<b>5,703</b>	<b>9,294</b>	<b>39</b>	<b>31</b>	<b>2,997</b>	<b>265</b>	<b>4,860</b>	<b>8,192</b>	<b>17,486</b>	
<b>Grand Total:</b>		<b>59</b>	<b>65</b>	<b>3,421</b>	<b>437</b>	<b>6,611</b>	<b>10,593</b>	<b>56</b>	<b>41</b>	<b>4,347</b>	<b>414</b>	<b>7,188</b>	<b>12,046</b>	<b>22,639</b>	