

DEFINITION

Motor Vehicle Theft is the theft or attempted theft of a self-propelled vehicle that runs on land and not on rails. "Joy Riding" is included in this classification. "Carjacking" is not included within these numbers. "Carjacking" is classified as Robbery.

ANALYSIS

VOLUME

The number of Motor Vehicle Theft offenses committed in Michigan for 2016 was 19,755. This is a reported increase of twenty-six percent from 2015 and a twenty-one percent decrease since 2012.

The largest number of offenses occurred in the month of August and the least amount were committed in February.

RATE

The crime rate for this offense was 199 for every 100,000 persons, which is a reported increase of twenty-one percent from 2015.

CLEARANCES

Law enforcement agencies cleared 1,505 incidents by an arrest or exceptional clearance out of the 18,866 incidents reported. This is a reported eight percent clearance rate.

NATURE

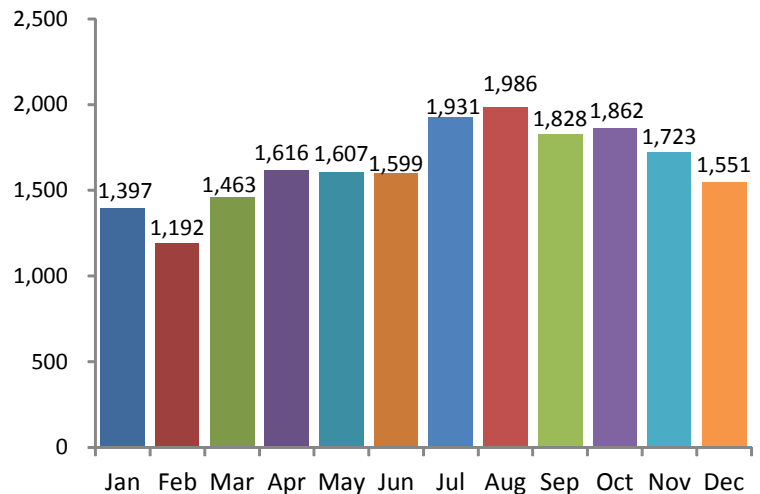
In 2016, 19,671 actual vehicles were stolen and there were 806 attempted offenses. The FBI determines the total number of vehicles stolen by combining these two figures, which totaled 20,477 Motor Vehicle Thefts in 2016.

More offenses were reported on Mondays than any other day of the week.

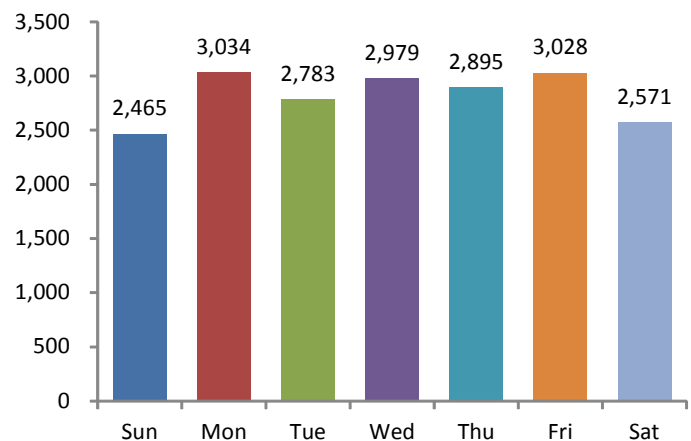
The vehicle type of Trucks reported the highest recovery rate at fifty-five percent.

Vehicle Type	# Stolen	# Recovered	Recovery Rate
Automobiles	16,713	8,554	51%
Buses	10	4	40%
Other Motor Vehicles	1,553	481	31%
Recreational Vehicles	276	84	30%
Trucks	1,119	610	55%
Grand Totals	19,671	9,733	49%

Offenses by Month

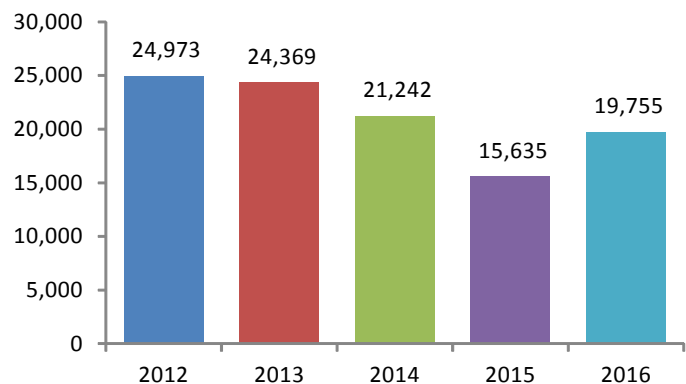


Offenses by Day



5-Year Trend

Number of Offenses



2016 Motor Vehicle Theft Arrests



		Arrests By Age, Sex, and Race												Grand Total
		FEMALE						MALE						
		American Indian/Alaskan Native	Asian/Pacific Islander	Black	Unknown	White	Total	American Indian/Alaskan Native	Asian/Pacific Islander	Black	Unknown	White	Total	
Age Group														
Total Juveniles	10 & Under	0	0	0	0	0	0	0	0	0	0	1	1	1
	11-12	0	0	0	0	0	0	0	1	7	1	4	13	13
	13-14	0	0	5	0	9	14	0	0	31	0	18	49	63
	15	0	0	4	0	8	12	0	0	32	1	28	61	73
	16	0	0	6	0	4	10	0	1	43	2	21	67	77
	Total	0	0	15	0	21	36	0	2	113	4	72	191	227
Total Adults	17	0	1	7	0	7	15	1	1	51	2	29	84	99
	18	0	1	5	0	6	12	0	0	34	1	17	52	64
	19	0	0	2	0	1	3	0	0	34	0	18	52	55
	20	0	0	7	0	6	13	0	0	40	4	25	69	82
	21	0	0	5	0	5	10	0	0	33	1	17	51	61
	22	0	0	8	0	3	11	0	0	37	3	18	58	69
	23	0	0	6	0	1	7	1	0	18	2	5	26	33
	24	0	0	6	0	8	14	0	0	28	2	14	44	58
	25-29	1	0	16	1	18	36	2	0	101	5	85	193	229
	30-34	1	0	13	0	20	34	0	0	44	5	60	109	143
	35-39	0	0	14	0	11	25	0	0	37	4	45	86	111
	40-44	0	0	7	1	7	15	0	0	25	4	22	51	66
	45-49	0	0	5	1	8	14	0	0	23	4	20	47	61
	50-54	0	0	2	0	3	5	0	0	18	2	25	45	50
	55-59	0	0	5	0	2	7	0	0	13	0	6	19	26
	60-64	0	0	0	0	0	0	0	0	4	0	3	7	7
65 & Above	0	0	0	0	0	0	0	0	1	0	6	7	7	
Total	2	2	108	3	106	221	4	1	541	39	415	1,000	1,221	
Grand Total:	2	2	123	3	127	257	4	3	654	43	487	1,191	1,448	