

DEFINITION

Aggravated/Felonious Assault is *an unlawful attack by one person upon another wherein the offender uses a weapon or displays it in a threatening manner, or the victim suffers obvious severe or aggravated bodily injury involving apparent broken bones, loss of teeth, possible internal injury, severe laceration, or loss of consciousness.*

The use or attempted use of a dangerous weapon in an assault or the serious injury inflicted upon the victim is what separates this offense from assaults categorized as Simple Assaults.

ANALYSIS

VOLUME

The reported number of victims of Aggravated Assault in 2019 was 30,224. This represents a decrease of three percent when compared to 2018. The largest number of persons were Assaulted during the month of July. The lowest number of victims were assaulted in the month of February. Seventeen percent of the victims were assaulted on Sundays.

CRIME RATE

The crime rate for this offense in 2019 was 303 assaults for every 100,000 persons. In 2018, the crime rate was 312 for every 100,000 persons.

CLEARANCES

In 2019, 12,138 incidents were cleared by an arrest or exceptional clearance out of the 25,019 incidents reported. This is a 49 percent clearance rate.

NATURE

Of the 30,224 victims, 23 percent of the assaults involved the use of a Personal Weapon (e.g., hands, fists, feet, etc.). Twenty percent involved a Knife/Cutting Instrument, 15 percent of the assaults involved the use of a Handgun, and 13 percent involved a Blunt Object.

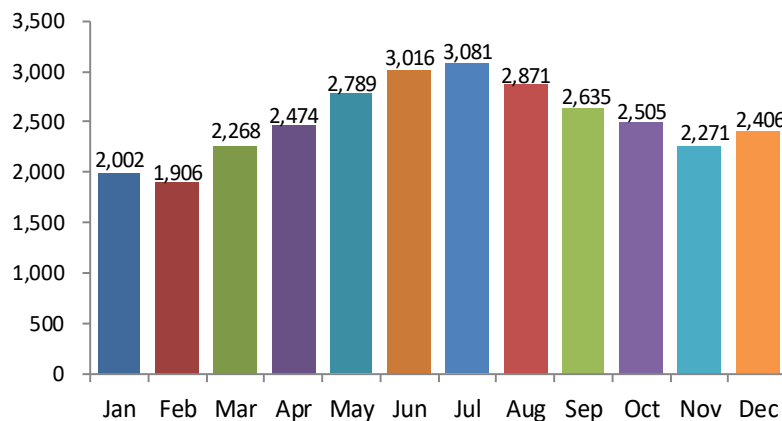
CIRCUMSTANCES

Forty-nine percent of the victim circumstances involved an Argument, 26 percent occurred under unknown circumstances, 16 percent included Other Circumstances, six percent involved Domestic Violence, and two percent were Assaults on a Law Enforcement Officer.

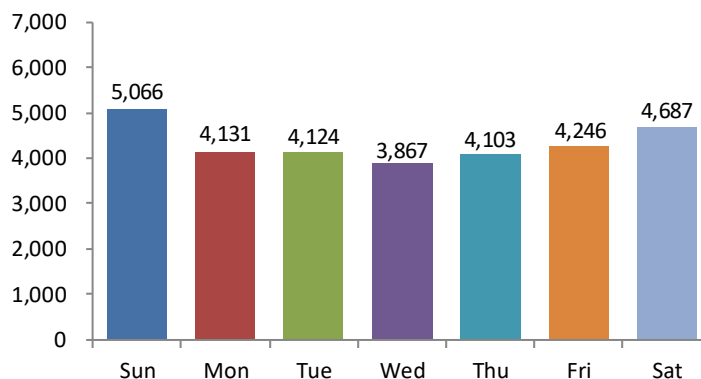
VICTIM INJURY

Fifty percent of the victims reported no injuries. Minor injuries were sustained by 32 percent of the victims, and seven percent of the victims received Other Major injuries.

Victims by Month

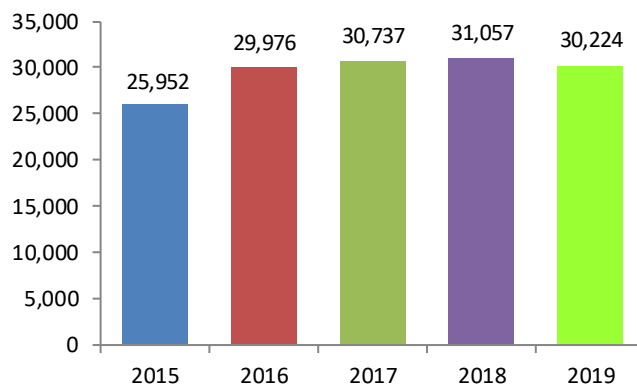


Victims by Day

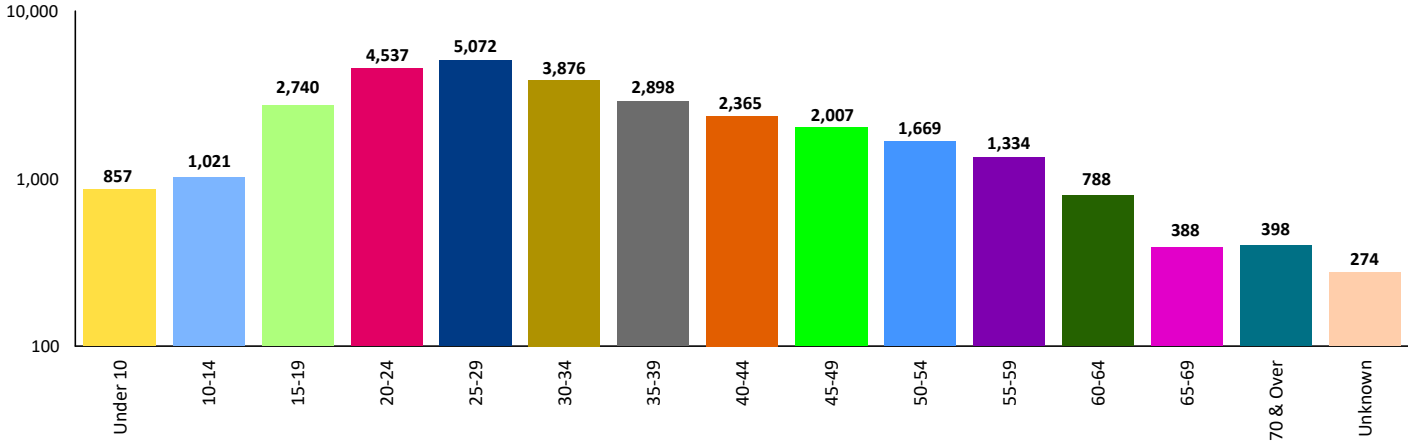


5-Year Trend

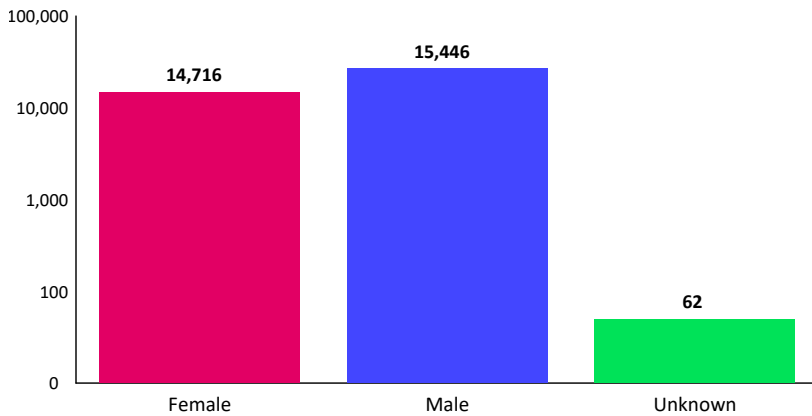
Number of Victims



Age of Victims



Gender of Victims



Age Analysis

Seventeen percent of the victims were between the ages of 25 and 29.

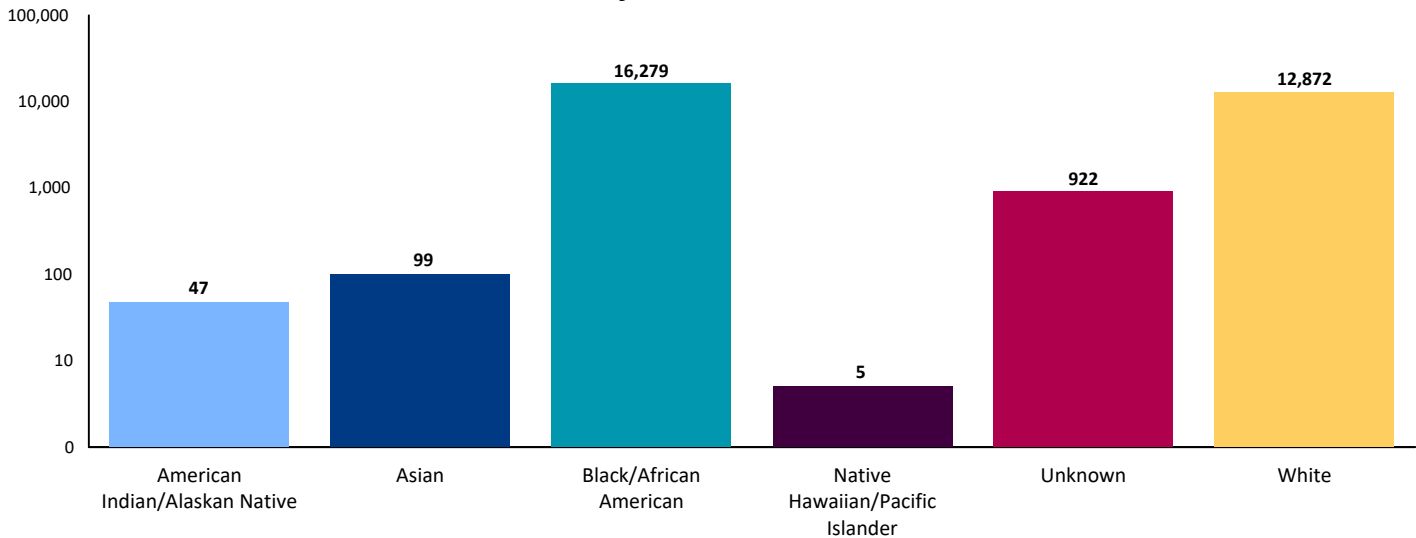
Gender Analysis

Fifty-one percent of the victims were Males.

Race Analysis

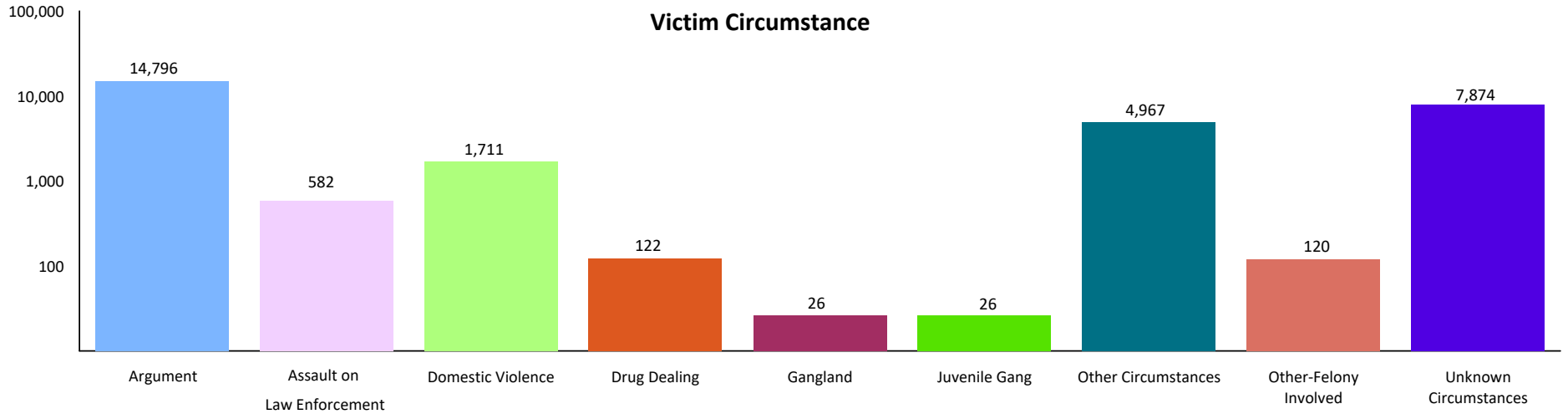
Fifty-four percent of the victims were Black/African American. And 43 percent of the victims were White.

Race of Victims

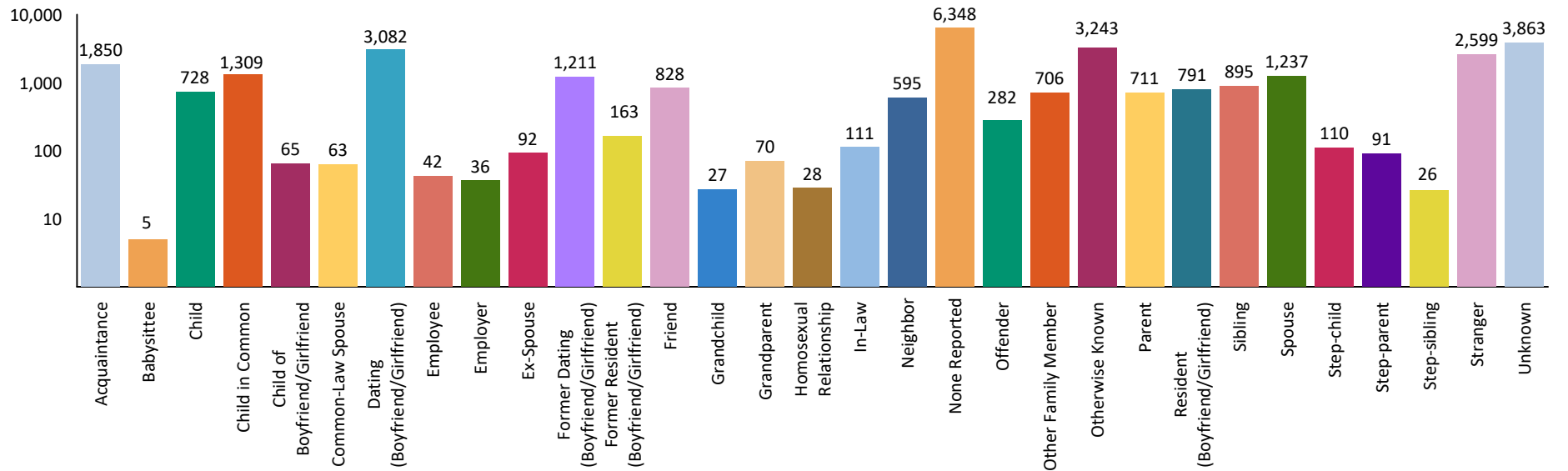


2019 Aggravated/Felonious Assaults

Victim Circumstance

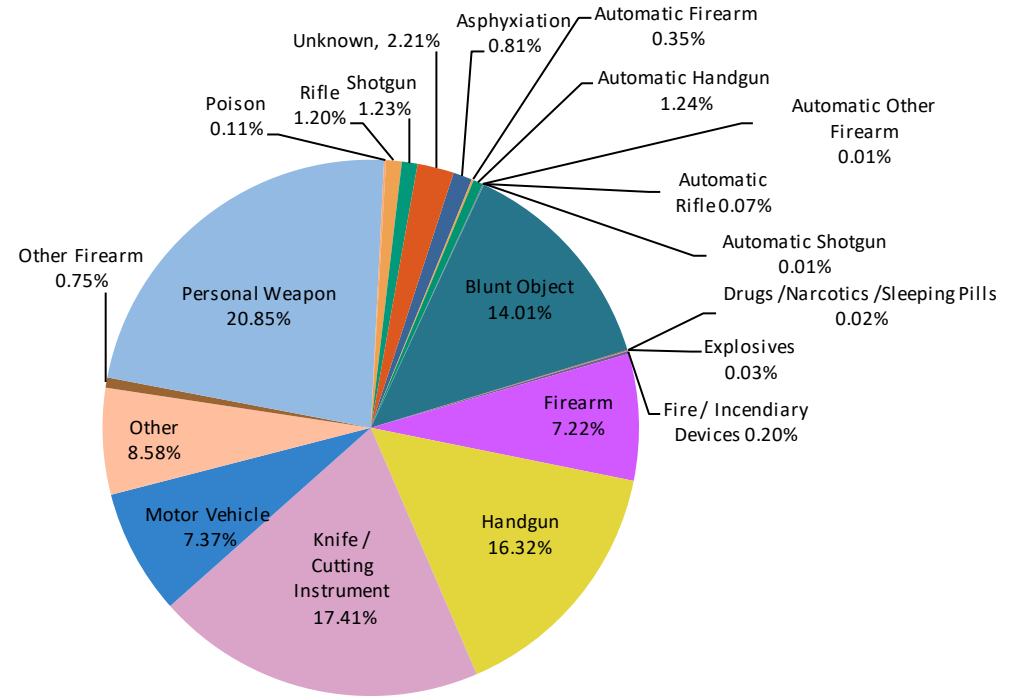
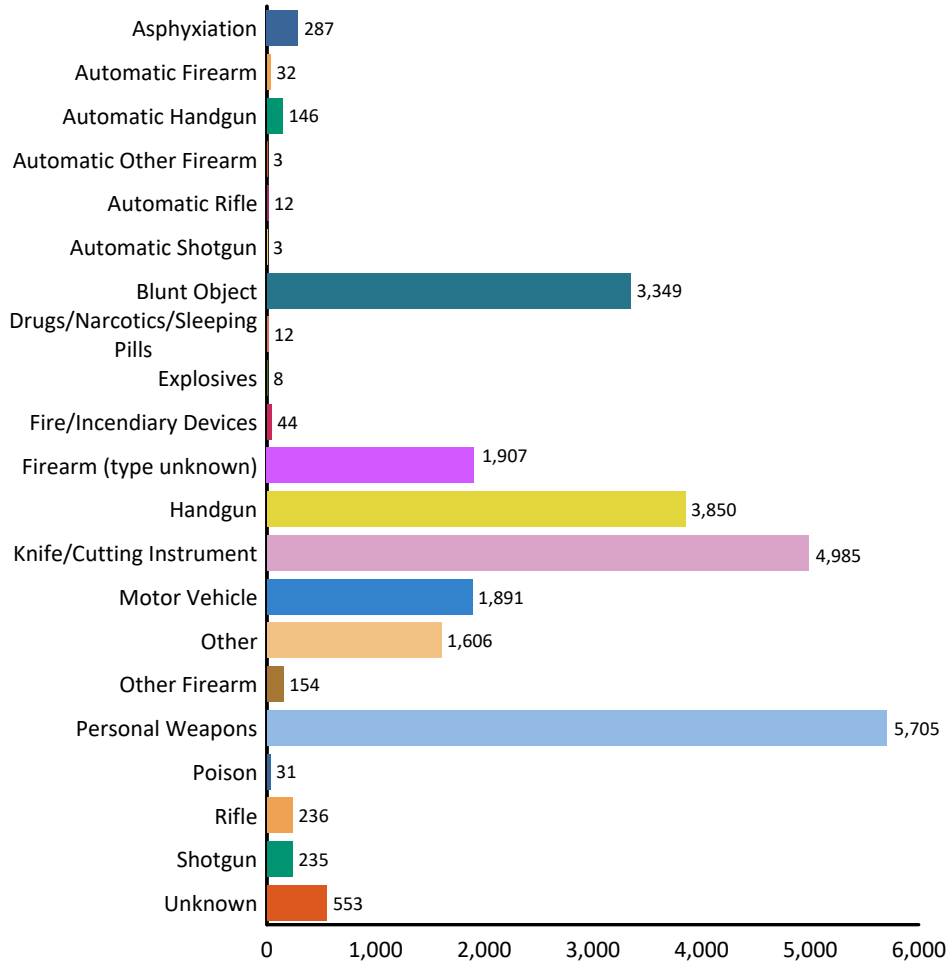


Victim to Offender Relationship



Victim to Offender Relationship totals will not match the victim counts due to some incidents having multiple offenders but only one victim or the information has not been provided.

Weapons Used



2019 Aggravated/Felonious Assaults

Age Group		Arrests By Age, Sex, and Race													Grand Total
		FEMALE						MALE							
		American Indian/Alaskan Native	Asian	Black/African American	Unknown	White	Total	American Indian/Alaskan Native	Asian	Black/African American	Native Hawaiian/Pacific Islander	Unknown	White	Total	
Total Juveniles	10 & Under	0	0	2	0	3	5	0	0	6	0	0	14	20	25
	11-12	0	1	9	1	7	18	0	1	18	0	3	21	43	61
	13-14	1	0	28	7	21	57	0	1	38	0	7	57	103	160
	15	0	0	13	2	27	42	0	1	22	0	4	38	65	107
	16	0	0	18	1	17	36	0	0	25	0	1	30	56	92
	17	0	0	38	2	26	66	2	2	62	0	3	63	132	198
	Total	1	1	108	13	101	224	2	5	171	0	18	223	419	643
Total Adults	18	1	0	44	1	16	62	1	0	70	0	7	69	147	209
	19	0	0	45	0	20	65	2	1	109	1	7	82	202	267
	20	0	0	59	2	16	77	2	1	115	0	7	85	210	287
	21	1	0	79	0	22	102	0	0	140	0	4	88	232	334
	22	0	0	69	4	25	98	0	2	106	0	6	90	204	302
	23	0	1	77	1	21	100	2	2	134	0	14	107	259	359
	24	0	0	70	2	18	90	3	0	145	0	2	96	246	336
	25-29	2	1	377	9	142	531	0	4	749	0	29	524	1,306	1,837
	30-34	1	2	257	8	151	419	2	3	466	0	27	562	1,060	1,479
	35-39	1	4	142	3	131	281	7	7	367	0	27	427	835	1,116
	40-44	2	2	123	1	86	214	4	3	275	0	15	300	597	811
	45-49	0	1	116	4	78	199	0	2	225	1	10	260	498	697
	50-54	0	1	88	3	59	151	0	0	202	0	7	186	395	546
	55-59	0	0	49	1	40	90	0	0	181	0	2	189	372	462
	60-64	0	0	33	0	14	47	0	1	123	0	3	102	229	276
65 & Above	0	0	14	0	22	36	0	0	85	0	2	79	166	202	
Total	8	12	1,642	39	861	2,562	23	26	3,492	2	169	3,246	6,958	9,520	
Grand Total:	9	13	1,750	52	962	2,786	25	31	3,663	2	187	3,469	7,377	10,163	