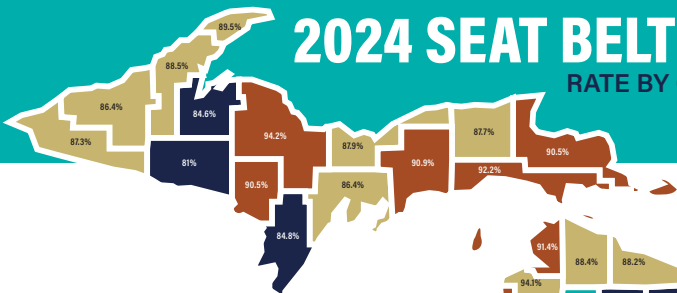
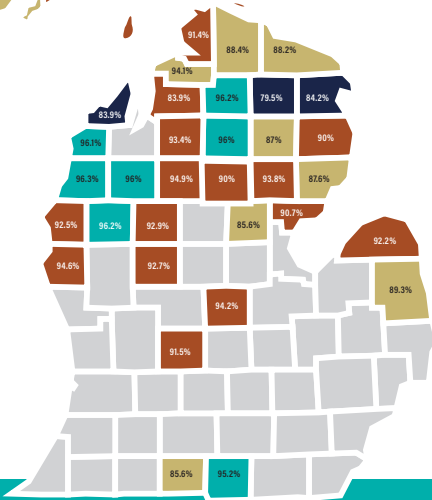
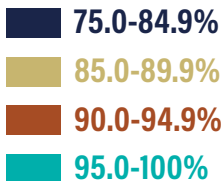


Michigan 83-County Supplemental Survey

2024 SEAT BELT USE RATE BY COUNTY



2024 STATEWIDE
Seat Belt Use Rate = 92%*



*This is the official (weighted) rate considering different factors while doing the survey sampling. Please contact the OHSP for more details on how it is calculated. This material was developed through a project funded by the Michigan Office of Highway Safety Planning and the U.S. Department of Transportation.