



Societal Costs of Traffic Crashes and Crime in Michigan: 2017 Update

**Lidia P. Kostyniuk
Renée M. St. Louis
Jennifer Zakrajsek
Sergiu C. Stanciu
Nicole Zanier
Lisa J. Molnar**

Societal Costs of Traffic Crashes and Crime in Michigan: 2017 Update

Lidia P. Kostyniuk
Renée M. St. Louis
Jennifer Zakrajsek
Sergiu C. Stanciu
Nicole Zanier
Lisa J. Molnar

The University of Michigan
Transportation Research Institute
Ann Arbor, MI 48109-2150
U.S.A.



Technical Report Documentation Page

| | | | | | |
|--|--|---|--|--|--|
| 1. Report No. UMTRI-2017-06 | | 2. Government Accession No. | | 3. Recipient's Catalog No. | |
| 4. Title and Subtitle Societal Costs of Traffic Crashes and Crime in Michigan: 2017 Update | | | | 5. Report Date December, 2017 | |
| | | | | 6. Performing Organization Code | |
| 7. Author(s) Kostyniuk, LP, St. Louis, RM, Zakrajsek, J, Stanciu, SC, Zanier, N Molnar, LJ | | | | 8. Performing Organization Report No. UMTRI-2017-06 | |
| 9. Performing Organization Name and Address The University of Michigan Transportation Research Institute 2901 Baxter Road Ann Arbor, Michigan 48109-2150 U.S.A. | | | | 10. Work Unit no. (TRAIS) | |
| | | | | 11. Contract or Grant No. | |
| 12. Sponsoring Agency Name and Address Michigan Office of Highway Safety Planning 7150 Harris Drive Dimondale MI, 48821 | | | | 13. Type of Report and Period Covered Final Report Revised | |
| | | | | 14. Sponsoring Agency Code | |
| 15. Supplementary Notes This report dated December, 2017 supersedes Report No. UMTRI-2017-06, <i>Societal Costs of Traffic Crashes and Crime in Michigan: 2017 Update</i>, with report date of September 2017. | | | | | |
| 16. Abstract Michigan-specific monetary and nonmonetary quality-of-life costs for victims of index crimes (murder, rape, robbery, aggravated assault, burglary, larceny, and motor vehicle theft) and traffic crashes were estimated by experts in the field of economics of traffic crashes and crimes. Monetary costs include costs of medical care, future earnings/lost wages, public services, adjudication and sanctioning, and property damage and loss. Quality-of-life costs are based on the current U.S Department of Transportation value of statistical life, which increased substantially compared to previous editions of this study. The unit costs for crimes and crashes were computed in a comparable manner. These unit costs were applied to 2015 Michigan traffic crash and index crime incidence data to estimate dollar losses from traffic crashes and index crimes to the state and for each county within the state. Crash costs associated with alcohol-involved traffic crashes, crashes with unrestrained occupants of passenger cars, teen-driver-involved crashes, motorcycle crashes, and large truck crashes were also calculated. Findings indicate that Michigan index crimes in 2015 resulted in \$2.0 billion in monetary costs and \$8.0 billion in total (monetary and nonmonetary quality-of-life) costs. Overall traffic crashes in Michigan in 2015 resulted in \$4.6 billion in monetary costs and \$19.3 billion in total costs. Of these costs, alcohol-involved crashes accounted for \$793 million in monetary costs and \$3.9 billion in total costs. Injury-crash involved unrestrained occupants accounted for \$506 million in monetary costs and \$2.6 billion in total costs. Crashes involving teen drivers accounted for almost \$748 million in monetary costs and \$3.2 billion in total costs. Motorcycle-involved crashes accounted for \$330 million in monetary costs and \$1.8 billion in total costs. Crashes involving large trucks accounted for \$364 million in monetary costs and \$1.3 billion in total costs. Based on dollar losses to the state, the magnitude of the problem of traffic crashes exceeded that of index crimes in 2015. | | | | | |
| 17. Key Words index crimes, alcohol, seat belts, teen drivers, motorcycles, trucks, economics | | | | 18. Distribution Statement Unlimited | |
| 19. Security Classification (of this report) Unclassified | | 20. Security Classification (of this page) Unclassified | | 21. No. of Pages 443 | |
| | | | | 22. Price | |

ACKNOWLEDGMENTS

The authors gratefully acknowledge Dr. Ted Miller, of the Pacific Institute for Research and Evaluation, for developing comparable and up-to-date cost estimates for traffic crash and index crime incidents.

CONTENTS

| | |
|--|-----|
| BACKGROUND | 1 |
| METHODS | 2 |
| Estimation of Costs for Traffic Crashes and Index Crimes | 2 |
| Estimation of Incidents of Traffic Crashes and Index Crimes | 3 |
| Estimation of Dollar Losses to the State of Michigan from Traffic Crashes and Index Crimes | 3 |
| RESULTS | 5 |
| State of Michigan | 9 |
| Alcona County | 15 |
| Alger County | 20 |
| Allegan County | 25 |
| Alpena County | 30 |
| Antrim County | 35 |
| Arenac County | 40 |
| Baraga County | 45 |
| Barry County | 50 |
| Bay County | 55 |
| Benzie County | 60 |
| Berrien County | 65 |
| Branch County | 70 |
| Calhoun County | 75 |
| Cass County | 80 |
| Charlevoix County | 85 |
| Cheboygan County | 90 |
| Chippewa County | 95 |
| Clare County | 100 |
| Clinton County | 105 |
| Crawford County | 110 |
| Delta County | 115 |
| Dickinson County | 120 |
| Eaton County | 125 |
| Emmet County | 130 |
| Genesee County | 135 |
| Gladwin County | 140 |
| Gogebic County | 145 |
| Grand Traverse County | 150 |
| Gratiot County | 155 |
| Hillsdale County | 160 |
| Houghton County | 165 |
| Huron County | 170 |
| Ingham County | 175 |
| Ionia County | 180 |
| Iosco County | 185 |
| Iron County | 190 |
| Isabella County | 195 |
| Jackson County | 200 |
| Kalamazoo County | 205 |
| Kalkaska County | 210 |
| Kent County | 215 |
| Keweenaw County | 220 |
| Lake County | 225 |
| Lapeer County | 230 |
| Leelanau County | 235 |
| Lenawee County | 240 |

| | |
|--|-----|
| Livingston County | 245 |
| Luce County..... | 250 |
| Mackinac County | 255 |
| Macomb County..... | 260 |
| Manistee County..... | 265 |
| Marquette County | 270 |
| Mason County..... | 275 |
| Mecosta County..... | 280 |
| Menominee County..... | 285 |
| Midland County..... | 290 |
| Missaukee County | 295 |
| Monroe County | 300 |
| Montcalm County..... | 305 |
| Montmorency County..... | 310 |
| Muskegon County..... | 315 |
| Newaygo County | 320 |
| Oakland County..... | 325 |
| Oceana County..... | 330 |
| Ogemaw County..... | 335 |
| Ontonagon County..... | 340 |
| Osceola County | 345 |
| Oscoda County | 350 |
| Otsego County..... | 355 |
| Ottawa County | 360 |
| Presque Isle County | 365 |
| Roscommon County | 370 |
| Saginaw County..... | 375 |
| St. Clair County..... | 380 |
| St. Joseph County | 385 |
| Sanilac County..... | 390 |
| Schoolcraft County | 395 |
| Shiawassee County | 400 |
| Tuscola County..... | 405 |
| Van Buren County | 410 |
| Washtenaw County..... | 415 |
| Wayne County | 420 |
| Wexford County | 425 |
| REFERENCES | 430 |
| APPENDIX A | 431 |
| Costs per Police-Reported Crash Victim and Crime in Michigan: Methods Supplement | 431 |
| APPENDIX B | 435 |
| Uniform Crime Reporting Program and Index Crimes | 435 |

BACKGROUND

Both traffic crashes and crime impose significant economic and social burdens on individuals and society through injury and loss of life, as well as property damage and loss. Efforts to reduce crashes and crime often result in competing demands for scarce public resources. Comparable and up-to-date cost data on crashes and crime contribute to informed decision making about allocation of these resources in important ways. As a first step, cost data provide information about the magnitude of the problems of crashes and crime by allowing the estimation of dollar losses to society. More importantly, cost data on crashes and crime are essential for providing a common measure for evaluating costs and benefits of various policy alternatives that compete for resources.

This document is the sixth in a series of UMTRI reports that estimate the monetary and nonmonetary (quality-of-life) costs to the state of Michigan from traffic crashes and crimes. In all six studies, cost estimates for crashes and crime were applied to crash and crime incident data to generate dollar losses to the state. Michigan's crime experience in these studies is represented by the incidence of index crimes. Index crimes include murder, rape, robbery, aggravated assault, burglary, larceny, motor vehicle theft, and arson. Arson, however, is excluded from these studies because it is often intentionally committed against one's own property, which complicates societal cost estimation.

The first two reports in the series (Streff & Molnar, 1990; Streff & Molnar, 1994) estimated the costs of index crimes and costs of traffic crashes in Michigan in 1988 and 1993, respectively. In the third report, the study methodology was expanded to include alcohol-involved crashes, and the third and fourth reports in this series (Streff & Molnar, 1999; Kostyniuk, Miller, Molnar, & Nation, 2006) provided cost estimates for index crimes, overall traffic crashes, and alcohol-involved crashes for Michigan in 1998 and 2005 respectively. The study methodology was expanded again in the fifth study (Kostyniuk, Molnar, St. Louis, Zanier, & Eby, 2011) to include 2009 cost estimates for teen-driver-involved crashes, as well as crash-involved motorcyclists and crash-involved unrestrained occupants of passenger vehicles. In all five studies, the total societal costs for traffic crashes exceeded those for index crimes by two or three times.

In the sixth study reported here, updated cost estimates for crashes and index crimes (in 2015 dollars) were applied to 2015 crash and crime incidence data for Michigan to generate dollar losses to the state. In addition to estimating costs for overall crashes, alcohol-involved crashes, crash-involved unrestrained occupants of passenger vehicles, teen-driver-involved crashes, and crash-involved motorcyclists, the total costs associated with all parties in motorcycle crashes and also costs of crashes involving medium and large trucks with gross vehicle weight (GVW) exceeding 10,000 lb. were estimated.

METHODS

Estimation of Costs for Traffic Crashes and Index Crimes

Methods for estimating costs of traffic crashes and index crimes are detailed in Appendix A. A brief overview is presented here. As with past studies in this series, costs of traffic crashes and index crimes were estimated by the Pacific Institute for Research and Evaluation (PIRE). Costs of both traffic crashes and index crimes were adapted to Michigan using state-specific medical and all-item cost of living price indices, earnings and a regional price adjuster.

Costs of traffic crashes and index crimes are broken out into two categories in this study: (1) monetary costs and (2) nonmonetary quality-of-life costs. Monetary costs represent tangible losses that result from crimes and traffic crashes that define the value of resources diverted from other more productive uses. Monetary costs are estimated in a direct manner through empirical measurements and include medical care (including payments for hospitals and physician care, emergency medical transport, rehabilitation, prescriptions, allied health services, medical devices, nursing home care, and insurance claims processing, as well as coroner and premature burial costs for fatalities), future earnings (including wages, fringe benefits, and housework lost by the injured), public services (including initial police response and follow-up investigation, as well as emergency transport and fire services), adjudication and sanctioning (including costs of processing crash-related citations, costs of incarceration and lesser sanctions, costs of license point tracking and license suspension), and property damage and loss (the value of property damage and of property taken and not recovered).

Monetary costs do not capture the relatively intangible value of lost quality-of-life that results from death and injury and includes costs associated with pain, suffering, and other losses. In the case of death, victims are deprived of their entire remaining lifespan. In the case of serious injury, the impact on the lives of victims can involve extended or lifelong impairment or physical pain, which can interfere with even the most basic functions of living. For crime, these values come from jury awards for pain, suffering, and lost quality-of-life due to physical injuries and fear. For murders and traffic crashes, these values are computed from the amount that people routinely spend (in dollars or time) to reduce their risk of death and injury. It should be noted that the quality-of-life costs in this report are much higher than those used in previous reports in this series. In 2013, the National Highway Traffic Safety Administration (NHTSA) almost doubled the quality-of-life values used in previous highway safety analyses conducted by federal and state governments. The Office of the Secretary of the U.S. Department of Transportation (DOT) directed all DOT staff and fund recipients to use the new values (Trottenberg & Rifkin, 2013). Accordingly, the cost analysis in this report used the quality-of-life values based on DOT guidance for 2015 (Thomson & Monje, 2015). The estimates for quality-of-life for crime victims were updated to use the same values, adjusted for differences in income class of crime victims.

Estimation of Incidents of Traffic Crashes and Index Crimes

Data on motor vehicle crashes in Michigan in 2015, recorded in the Michigan Motor-Vehicle Crash file, were broken out by county (UMTRI, 2016). Records were obtained for all crashes reported to local or state police agencies in 2015, with injury severity coded according to the KABCO injury severity scale. K-level (fatal) injuries are injuries caused by the crash that result in death within 90 days of the incident. A-level (serious) injuries are incapacitating injuries that prevent injured persons from walking, driving, or normally continuing activities they were capable of performing prior to the injury. B-level (moderate) injuries include non-incapacitating injuries that are evident to observers at the scene of the crash. C-level (minor) injuries are possible injuries reported or claimed that are not fatal, incapacitating, or non-incapacitating injuries evident to observers. O-level (no injury) refers to property-damage-only incidents in which no occupants were injured. Alcohol-involved crashes were identified as those in which the reporting officer checked the alcohol box on the crash report form (based on the police officer's opinion that the driver had been drinking). Crashes involving medium and heavy trucks were identified as those in the Michigan Motor-Vehicle Crash file with supplementary truck data that involved trucks with GVW greater than 10,000 lb.

Data on incidence of index crimes were obtained from Offenses by Agency/County tabulated in 2015 Crime Data and Statistics (Michigan State Police, 2015). Index crimes used in the analyses include murder, rape, robbery, aggravated assault, burglary, larceny, and motor vehicle theft. The specific offenses included in each of these index crimes categories can be found in Appendix B. As noted earlier, the index crime of arson was excluded from the analyses because it is often intentionally committed against one's own property, which complicates societal cost estimation.

Estimation of Dollar Losses to the State of Michigan from Traffic Crashes and Index Crimes

Cost estimates for traffic crashes and index crimes were applied to 2015 Michigan crash and index crime incidence data to estimate dollar losses for each county in the state, as well as for the state as a whole. Total incidence frequencies for traffic crash outcomes were generated based on the number of occupants killed or injured (KABC), as well as the number of vehicles involved in crashes in which no occupants were injured (property-damage-only). These frequencies were multiplied by appropriate cost figures to generate costs for each crash outcome category and then summed to generate the monetary and total costs for traffic crashes. The same procedure was followed independently for the various subcategories of interest (i.e., alcohol-involved crashes, crash-involved unrestrained occupants of passenger vehicles, teen-driver-involved crashes, motorcycle crashes and medium/large truck crashes). Frequencies for each index crime were multiplied by appropriate cost figures to generate costs for each index crime category and then summed to generate the monetary and total costs for index crimes.

Costs for unrestrained occupants in passenger vehicles were estimated only for injury crashes and do not include

property-damage-only crashes. Comparable costs were also estimated for crash-involved restrained occupants in passenger vehicles. Unrestrained occupants were identified as those not using a lap and shoulder belt or coded as not in a child restraint device. The analyses for unrestrained occupants of passenger vehicles necessarily omitted motorcycles and other non-passenger vehicles. Costs for teen-driver-involved crashes were based on those crashes in which at least one driver was age 13-19. Because the number and severity of injuries to motorcycle riders are very different from occupants of other vehicles involved in motorcycle crashes, costs to motorcyclists and to others involved in motorcycle crashes are estimated separately, then added together to obtain the total cost of motorcycle crashes. For all analyses, cases with missing data on type of injury were omitted. Similarly, cases with missing data on restraint use were not included in the analyses of unrestrained occupants.

RESULTS

Table 1 presents cost estimates per police-reported index crime by crime category in Michigan in 2015. Table 2 presents overall cost estimates per police-reported crash victim by injury severity in Michigan in 2015. All costs in these tables are in 2015 dollars. The components of the monetary costs (i.e., medical care, future earnings, public services, adjudication and sanctioning, and property damage and loss) are summed and make up the monetary costs subtotal in the table. This subtotal is then added to the quality-of-life costs to provide the total or comprehensive costs. Table 3 presents cost estimates per police-reported, alcohol-involved crash victim in Michigan in 2015. Table 4 presents cost estimates per police-reported, injury crash-involved unrestrained occupants of passenger vehicles in Michigan in 2015. Costs estimates per police-reported motorcycle crash victim in Michigan in 2015 are presented in Table 5 for motorcyclists and in Table 6 for non-motorcyclists. Table 7 presents cost estimates per police-reported, medium and large truck crash victim in Michigan in 2015. Within each crash or crime category, total comprehensive costs may not exactly add to the sum of monetary and quality-of-life costs due to rounding.

| Table 1. Costs per Police-Reported Crime in Michigan (2015 dollars) | | | | | | | |
|--|------------------|----------------|---------------------------|----------------|----------------|-----------------|----------------------------|
| | Murder | Rape | Aggravated Assault | Robbery | Larceny | Burglary | Motor Vehicle Theft |
| Medical Care | 27,738 | 8,982 | 1,548 | 1,534 | 0 | 0 | 0 |
| Future Earnings | 918,569 | 5,605 | 1,094 | 1,581 | 26 | 33 | 99 |
| Public Services | 2,846 | 788 | 334 | 404 | 441 | 449 | 269 |
| Adjudication & Sanctioning | 394,370 | 24,625 | 11,840 | 5,643 | 2,037 | 776 | 1,774 |
| Property Damage & Loss | 175 | 157 | 70 | 1,141 | 934 | 2,558 | 6,409 |
| Subtotal (Monetary Cost) | 1,343,697 | 40,157 | 14,886 | 10,303 | 3,438 | 3,816 | 8,551 |
| Quality of Life | 5,945,111 | 360,585 | 16,545 | 23,876 | 651 | 643 | 585 |
| Total (Comprehensive Cost) | 7,288,808 | 400,742 | 31,431 | 34,179 | 4,089 | 4,459 | 9,136 |

| Table 2. Costs per Police-Reported Crash Victim in Michigan (2015 dollars) | | | | | |
|---|------------------|-----------------------|------------------------|---------------------|-----------------------------|
| | Fatal | Serious Injury | Moderate Injury | Minor Injury | Property Damage Only |
| Medical Care | 11,931 | 26,332 | 6,296 | 5,739 | 260 |
| Future Earnings | 1,203,734 | 40,208 | 11,624 | 8,653 | 298 |
| Public Services | 900 | 174 | 77 | 58 | 22 |
| Adjudication & Sanctioning | 106,256 | 8,538 | 1,681 | 1,123 | 18 |
| Property Damage & Loss | 23,153 | 6,390 | 3,907 | 3,832 | 2,700 |
| Subtotal (Monetary Cost) | 1,345,974 | 81,643 | 23,583 | 19,405 | 3,297 |
| Quality of Life | 7,529,418 | 405,747 | 111,360 | 47,796 | 1,050 |
| Total (Comprehensive Cost) | 8,875,391 | 487,390 | 134,943 | 67,200 | 4,347 |

| Table 3. Costs per Police-Reported Alcohol-Involved Crash Victim in Michigan (2015 dollars) | | | | | |
|--|--------------|-----------------------|------------------------|---------------------|-----------------------------|
| | Fatal | Serious Injury | Moderate Injury | Minor Injury | Property Damage Only |
| Medical Care | 11,931 | 54,730 | 13,820 | 10,565 | 307 |
| Future Earnings | 1,203,734 | 84,723 | 25,584 | 15,895 | 342 |
| Public Services | 900 | 389 | 174 | 110 | 29 |
| Adjudication & Sanctioning | 106,256 | 12,896 | 3,506 | 2,174 | 48 |
| Property Damage & Loss | 23,153 | 11,290 | 7,448 | 6,267 | 2,740 |
| Subtotal (Monetary Cost) | 1,345,974 | 164,027 | 50,532 | 35,010 | 3,466 |
| Quality of Life | 7,529,418 | 420,730 | 119,958 | 51,064 | 1,113 |
| Total (Comprehensive Cost) | 8,875,391 | 584,757 | 170,490 | 86,074 | 4,578 |

| Table 4. Costs per Police-Reported Unrestrained Injury-Crash Victim in Michigan (2015 dollars) | | | | |
|---|--------------|-----------------------|------------------------|---------------------|
| | Fatal | Serious Injury | Moderate Injury | Minor Injury |
| Medical Care | 11,931 | 58,486 | 14,545 | 8,034 |
| Future Earnings | 1,203,734 | 81,899 | 17,473 | 21,836 |
| Public Services | 900 | 174 | 77 | 58 |
| Adjudication & Sanctioning | 106,256 | 13,258 | 3,526 | 2,015 |
| Property Damage & Loss | 23,153 | 6,390 | 3,907 | 3,832 |
| Subtotal (Monetary Cost) | 1,345,974 | 160,207 | 39,528 | 35,774 |
| Quality of Life | 7,529,418 | 405,747 | 111,360 | 47,796 |
| Total (Comprehensive Cost) | 8,875,391 | 565,954 | 150,888 | 83,570 |

| Table 5. Costs per Police-Reported Motorcycle Crash Victim in Michigan (Motorcyclist, 2015 dollars) | | | | | |
|--|--------------|-----------------------|------------------------|---------------------|-----------------------------|
| | Fatal | Serious Injury | Moderate Injury | Minor Injury | Property Damage Only |
| Medical Care | 11,931 | 41,778 | 9,037 | 8,606 | 138 |
| Future Earnings | 1,209,483 | 61,228 | 15,240 | 14,175 | 219 |
| Public Services | 788 | 354 | 173 | 164 | 60 |
| Adjudication & Sanctioning | 106,257 | 9,502 | 2,671 | 2,496 | 186 |
| Property Damage & Loss | 12,951 | 9,856 | 7,839 | 7,567 | 2,337 |
| Subtotal (Monetary Cost) | 1,341,410 | 122,717 | 34,959 | 33,008 | 2,940 |
| Quality of Life | 7,474,513 | 388,170 | 83,850 | 78,966 | 1,046 |
| Total (Comprehensive Cost) | 8,815,923 | 510,887 | 118,809 | 111,974 | 3,986 |

| Table 6. Costs per Police-Reported Motorcycle Crash Victim in Michigan (Non-motorcyclist, 2015 dollars) | | | | | |
|--|--------------|-----------------------|------------------------|---------------------|-----------------------------|
| | Fatal | Serious Injury | Moderate Injury | Minor Injury | Property Damage Only |
| Medical Care | 11,931 | 26,332 | 6,296 | 5,739 | 0 |
| Future Earnings | 1,203,734 | 40,208 | 11,624 | 8,653 | 88 |
| Public Services | 900 | 174 | 77 | 58 | 21 |
| Adjudication & Sanctioning | 106,256 | 8,538 | 1,681 | 1,123 | 0 |
| Property Damage & Loss | 23,153 | 6,390 | 3,907 | 3,832 | 2,725 |
| Subtotal (Monetary Cost) | 1,345,974 | 81,643 | 23,583 | 19,405 | 2,834 |
| Quality of Life | 7,529,418 | 405,747 | 111,360 | 47,796 | 0 |
| Total (Comprehensive Cost) | 8,875,391 | 487,390 | 134,943 | 67,200 | 2,834 |

| Table 7. Costs per Police-Reported Medium/Large Truck-Involved Crash Victim in Michigan (2015 dollars) | | | | | |
|---|--------------|-----------------------|------------------------|---------------------|-----------------------------|
| | Fatal | Serious Injury | Moderate Injury | Minor Injury | Property Damage Only |
| Medical Care | 11,931 | 41,747 | 17,805 | 8,165 | 374 |
| Future Earnings | 1,203,734 | 119,234 | 51,044 | 21,788 | 2,730 |
| Public Services | 900 | 322 | 176 | 193 | 47 |
| Adjudication & Sanctioning | 106,256 | 16,116 | 6,892 | 2,999 | 311 |
| Property Damage & Loss | 31,697 | 12,555 | 9,320 | 6,709 | 3,399 |
| Subtotal (Monetary Cost) | 1,354,518 | 189,974 | 85,237 | 39,854 | 6,861 |
| Quality of Life | 7,529,418 | 502,653 | 189,794 | 89,650 | 2,209 |
| Total (Comprehensive Cost) | 8,883,936 | 692,627 | 275,031 | 129,504 | 9,070 |

Estimates of incidence and costs for each crime and estimates of incidence and cost by crash outcome for each crash category (i.e., overall crashes, alcohol-involved crashes, crash-involved unrestrained occupants of passenger vehicles, teen-driver-involved crashes, motorcycle crashes and medium/large truck crashes) for the state of Michigan as a whole are contained in the statewide tables and figures. Also presented are tables of cost estimates for index crimes and traffic crashes broken out by specific cost categories.

As shown in the State for Michigan summaries (pages 9-14), in 2015, index crimes in Michigan resulted in \$2.0 billion in monetary costs and \$8.0 billion in total (monetary and nonmonetary quality-of-life) costs. In contrast, the costs of traffic crashes in Michigan were estimated to be \$4.6 billion in monetary costs and \$19.3 billion in total costs. Of these costs, alcohol-involved crashes accounted for \$793 million in monetary costs and \$3.9 billion in total costs. Injury-crash involved unrestrained occupants accounted for \$506 million in monetary costs and \$2.6 billion in total costs. Crashes involving teen drivers accounted for \$748 million in monetary costs and \$3.2 billion in total costs. For the first time, this study also looked at the total societal costs of motorcycle crashes and the societal costs of crashes involving medium and large trucks. Motorcycle crashes accounted for \$330 million in monetary costs and \$1.8 billion in total costs. Crashes involving medium and large trucks accounted for \$365 million in monetary costs and \$1.3 billion in total costs. In terms of proportion of societal costs of traffic crashes,

alcohol-involved crashes accounted for 20%, unrestrained occupants of passenger vehicles for 13%, teen-driver-crashes for 16%, motorcycle crashes for 9%, and medium/large trucks for 7%.

As noted earlier, the quality-of-life costs used in the present study are not directly comparable with the quality-of-life costs used in previous studies. Thus, a comparison of total costs that include the quality-of-life costs between the study conducted in 2009 and the current study is not meaningful. However, the monetary costs can be compared. The monetary costs of index crimes increased from \$1.9 billion to \$2.0 billion over that time period, whereas the monetary costs of traffic crashes decreased slightly from \$4.8 billion to \$4.6 billion. The monetary costs of alcohol-involved crashes and unrestrained passenger car victims did not change, remaining at \$0.8 billion and \$0.5 billion, respectively. The monetary costs of teen-driver-involved crashes decreased from \$1 billion in 2009 to \$0.8 billion in 2015, and the monetary costs of crash-involved motorcyclists decreased slightly from \$0.4 to \$0.3 billion.

County-level cost estimates are presented immediately following the statewide estimates. For each crash category, estimates of traffic crash and index crime incidence and cost estimates by crash outcome and crime category for all Michigan counties are contained in county-specific tables and figures. Also presented are tables of cost estimates for traffic crashes and index crimes by specific cost categories. Cost estimates are not broken out by county for injury crash-involved unrestrained occupants because the county level numbers of incidents for this subgroup are generally too small to be meaningful. Note that “traffic crash casualties” include all levels of injury severity (fatal, serious, moderate, and minor) as well as property-damage-only crash outcomes.

State of Michigan Traffic Crashes and Crime

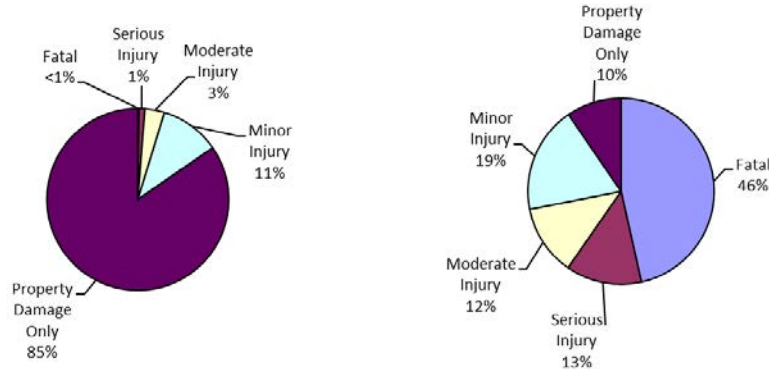
| Traffic Crash Casualty Severity | Traffic Crash Casualties | Traffic Crash Costs |
|--|--------------------------|---------------------|
| Fatal | 1,011 | \$8,973,020,702 |
| Serious Injury | 5,212 | \$2,540,275,836 |
| Moderate Injury | 17,499 | \$2,361,371,800 |
| Minor Injury | 53,354 | \$3,585,405,243 |
| Property Damage Only | 423,538 | \$1,841,306,849 |
| Total | 500,614 | \$19,301,380,430 |
| Average cost of traffic crash casualty | | \$38,555 |

| Index Crime Category | Number of Index Crimes | Index Crime Costs |
|-----------------------------|------------------------|-------------------|
| Murder | 539 | \$3,928,667,533 |
| Rape | 5,972 | \$2,393,231,503 |
| Aggravated Assault | 22,803 | \$716,714,524 |
| Robbery | 7,821 | \$267,315,594 |
| Larceny | 101,801 | \$416,253,443 |
| Burglary | 39,111 | \$174,406,522 |
| Motor Vehicle Theft | 15,635 | \$142,839,372 |
| Total | 193,682 | \$8,039,428,492 |
| Average cost of index crime | | \$41,508 |

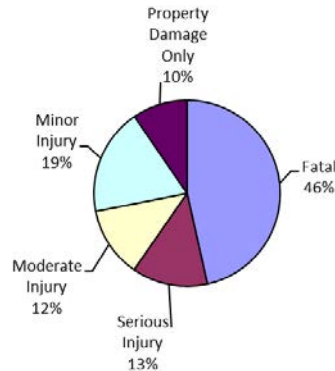
| Costs of Traffic Crashes in Michigan (2015 dollars) | | | | | | |
|---|------------------------|------------------------|------------------------|------------------------|------------------------|-------------------------|
| | Fatal | Serious Injury | Moderate Injury | Minor Injury | Property Damage Only | Total |
| Medical Care | \$12,061,987 | \$137,243,896 | \$110,165,244 | \$306,223,282 | \$110,218,380 | \$675,912,790 |
| Future Earnings (Lost Wages) | \$1,216,975,135 | \$209,563,033 | \$203,405,175 | \$461,666,138 | \$126,149,378 | \$2,217,758,859 |
| Public Services | \$909,938 | \$907,613 | \$1,339,971 | \$3,093,000 | \$9,278,264 | \$15,528,786 |
| Adjudication & Sanctioning | \$107,425,149 | \$44,502,182 | \$29,410,611 | \$59,892,593 | \$7,491,155 | \$248,721,690 |
| Property Damage & Loss | \$23,407,310 | \$33,304,070 | \$68,365,456 | \$204,437,346 | \$1,143,452,146 | \$1,472,966,328 |
| Subtotal (Monetary Cost) | \$1,360,779,519 | \$425,520,794 | \$412,686,457 | \$1,035,312,359 | \$1,396,589,324 | \$4,630,888,452 |
| Quality of Life | \$7,612,241,184 | \$2,114,755,042 | \$1,948,685,343 | \$2,550,092,884 | \$444,717,525 | \$14,670,491,978 |
| Total (Comprehensive Cost) | \$8,973,020,702 | \$2,540,275,836 | \$2,361,371,800 | \$3,585,405,243 | \$1,841,306,849 | \$19,301,380,430 |

| Costs of Index Crimes in Michigan (2015 dollars) | | | | | | | | |
|--|------------------------|------------------------|----------------------|----------------------|----------------------|----------------------|----------------------|------------------------|
| | Murder | Rape | Aggravated Assault | Robbery | Larceny | Burglary | Motor Vehicle Theft | Total |
| Medical Care | \$14,950,646 | \$53,643,269 | \$35,293,141 | \$12,000,114 | \$0 | \$0 | \$0 | \$115,887,170 |
| Future Earnings (Lost Wages) | \$495,108,684 | \$33,470,784 | \$24,945,382 | \$12,366,974 | \$2,672,161 | \$1,292,780 | \$1,550,404 | \$571,407,168 |
| Public Services | \$1,533,884 | \$4,707,616 | \$7,622,386 | \$3,160,614 | \$44,891,597 | \$17,550,114 | \$4,201,670 | \$83,667,881 |
| Adjudication & Sanctioning | \$212,565,513 | \$147,061,470 | \$269,991,493 | \$44,135,330 | \$207,327,686 | \$30,359,767 | \$27,738,598 | \$939,179,856 |
| Property Damage and Loss | \$94,120 | \$935,564 | \$1,592,737 | \$8,919,955 | \$95,078,436 | \$100,062,437 | \$100,205,127 | \$306,888,377 |
| Subtotal (Monetary Cost) | \$724,252,846 | \$239,818,704 | \$339,445,139 | \$80,582,986 | \$349,969,880 | \$149,265,099 | \$133,695,799 | \$2,017,030,452 |
| Quality of Life | \$3,204,414,688 | \$2,153,412,799 | \$377,269,386 | \$186,732,608 | \$66,283,563 | \$25,141,423 | \$9,143,573 | \$6,022,398,040 |
| Total (Comprehensive Costs) | \$3,928,667,533 | \$2,393,231,503 | \$716,714,524 | \$267,315,594 | \$416,253,443 | \$174,406,522 | \$142,839,372 | \$8,039,428,492 |

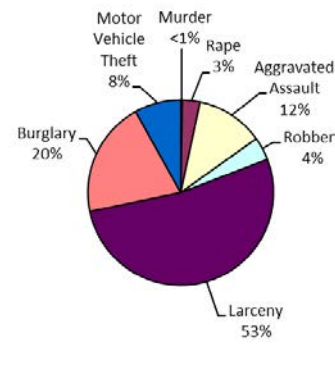
Traffic Crash Casualties



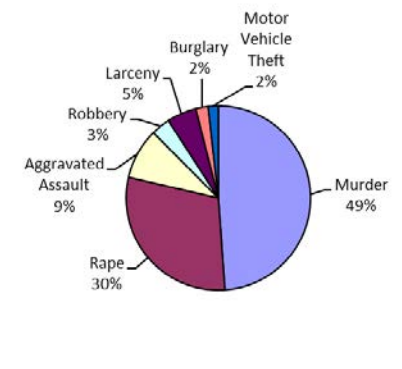
Traffic Crash Costs



Index Crimes



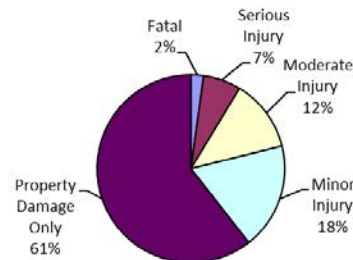
Index Crime Costs



State of Michigan Alcohol-Involved Crashes

| Crash Casualty Severity | Crash Casualties | Crash Costs |
|--------------------------------|------------------|------------------------|
| Fatal | 315 | \$2,795,748,290 |
| Serious Injury | 942 | \$550,841,490 |
| Moderate Injury | 1,805 | \$307,734,685 |
| Minor Injury | 2,657 | \$228,699,902 |
| Property Damage Only | 8,784 | \$40,216,517 |
| Total | 14,503 | \$3,923,240,884 |
| Average cost of crash casualty | \$270,512 | |

Crash Casualties



Crash Costs



| Costs of Alcohol-Involved Crashes in Michigan (2015 dollars) | | | | | | |
|--|------------------------|----------------------|----------------------|----------------------|----------------------|------------------------|
| | Fatal | Serious Injury | Moderate Injury | Minor Injury | Property Damage Only | Total |
| Medical Care | \$3,758,186 | \$51,555,554 | \$24,945,827 | \$28,071,210 | \$2,693,849 | \$111,024,626 |
| Future Earnings (Lost Wages) | \$379,176,229 | \$79,808,981 | \$46,179,825 | \$42,232,257 | \$3,000,249 | \$550,397,541 |
| Public Services | \$283,512 | \$366,511 | \$313,233 | \$291,929 | \$254,693 | \$1,509,878 |
| Adjudication & Sanctioning | \$33,470,744 | \$12,147,636 | \$6,328,653 | \$5,776,692 | \$421,469 | \$58,145,194 |
| Property Damage & Loss | \$7,293,079 | \$10,634,839 | \$13,442,782 | \$16,650,252 | \$24,071,070 | \$72,092,022 |
| Subtotal (Monetary Cost) | \$423,981,749 | \$154,513,521 | \$91,210,321 | \$93,022,340 | \$30,441,330 | \$793,169,260 |
| Quality of Life | \$2,371,766,541 | \$396,327,969 | \$216,524,364 | \$135,677,563 | \$9,775,187 | \$3,130,071,624 |
| Total (Comprehensive Cost) | \$2,795,748,290 | \$550,841,490 | \$307,734,685 | \$228,699,902 | \$40,216,517 | \$3,923,240,884 |

State of Michigan

Unrestrained/Restrained Injury-Crash Victim Costs

| Injury Severity | Unrestrained Crash Victims | Unrestrained Victim Costs |
|----------------------------------|----------------------------|---------------------------|
| Fatal | 211 | \$1,872,707,585 |
| Serious Injury | 669 | \$378,623,545 |
| Moderate Injury | 1,142 | \$172,314,080 |
| Minor Injury | 1,952 | \$163,128,839 |
| Total | 3,974 | \$2,586,774,048 |
| Average injury-crash victim cost | \$650,925 | |

| Injury Severity | Restrained Crash Victims | Restrained Victim Costs |
|----------------------------------|--------------------------|-------------------------|
| Fatal | 313 | \$2,777,997,507 |
| Serious Injury | 2,589 | \$1,261,852,291 |
| Moderate Injury | 12,432 | \$1,677,614,390 |
| Minor Injury | 45,914 | \$3,085,434,950 |
| Total | 61,248 | \$8,802,899,139 |
| Average injury-crash victim cost | \$143,725 | |

| Unrestrained Injury-Crash Victim Costs in Michigan (2015 dollars) | | | | | |
|---|------------------------|----------------------|----------------------|----------------------|------------------------|
| | Fatal | Serious Injury | Moderate Injury | Minor Injury | Total |
| Medical Care | \$2,517,388 | \$39,127,080 | \$16,610,759 | \$15,681,943 | \$73,937,169 |
| Future Earnings (Lost Wages) | \$253,987,887 | \$54,790,535 | \$19,954,498 | \$42,623,218 | \$371,356,138 |
| Public Services | \$189,908 | \$116,499 | \$87,448 | \$113,160 | \$507,015 |
| Adjudication & Sanctioning | \$22,420,085 | \$8,869,641 | \$4,026,881 | \$3,933,762 | \$39,250,370 |
| Property Damage & Loss | \$4,885,205 | \$4,274,832 | \$4,461,589 | \$7,479,509 | \$21,101,135 |
| Subtotal (Monetary Cost) | \$284,000,473 | \$107,178,587 | \$45,141,175 | \$69,831,592 | \$506,151,827 |
| Quality of Life | \$1,588,707,112 | \$271,444,958 | \$127,172,905 | \$93,297,247 | \$2,080,622,222 |
| Total (Comprehensive Cost) | \$1,872,707,585 | \$378,623,545 | \$172,314,080 | \$163,128,839 | \$2,586,774,048 |

| Restrained Injury-Crash Victim Costs in Michigan (2015 dollars) | | | | | |
|---|------------------------|------------------------|------------------------|------------------------|------------------------|
| | Fatal | Serious Injury | Moderate Injury | Minor Injury | Total |
| Medical Care | \$3,734,324 | \$68,174,299 | \$78,265,862 | \$263,521,681 | \$413,696,166 |
| Future Earnings (Lost Wages) | \$376,768,761 | \$104,097,984 | \$144,507,294 | \$397,288,658 | \$1,022,662,697 |
| Public Services | \$281,712 | \$450,846 | \$951,970 | \$2,661,694 | \$4,346,221 |
| Adjudication & Sanctioning | \$33,258,231 | \$22,105,938 | \$20,894,492 | \$51,540,812 | \$127,799,473 |
| Property Damage & Loss | \$7,246,773 | \$16,543,407 | \$48,569,595 | \$175,929,383 | \$248,289,159 |
| Subtotal (Monetary Cost) | \$421,289,802 | \$211,372,474 | \$293,189,212 | \$890,942,228 | \$1,816,793,717 |
| Quality of Life | \$2,356,707,706 | \$1,050,479,816 | \$1,384,425,178 | \$2,194,492,722 | \$6,986,105,422 |
| Total (Comprehensive Cost) | \$2,777,997,507 | \$1,261,852,291 | \$1,677,614,390 | \$3,085,434,950 | \$8,802,899,139 |

Unrestrained Victim Injuries



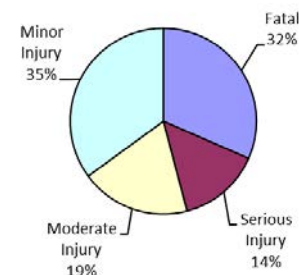
Unrestrained Victim Costs



Restrained Victim Injuries



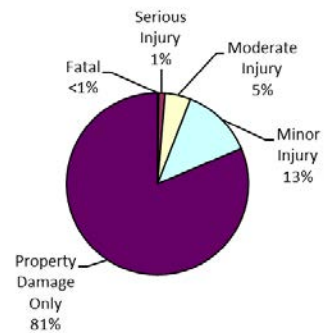
Restrained Victim Costs



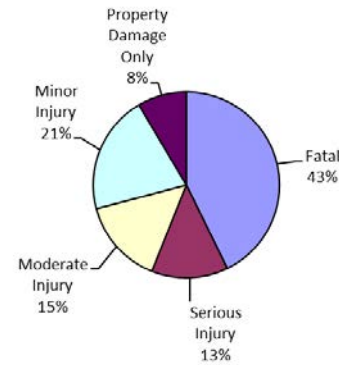
State of Michigan Teen Driver Crashes

| Crash Casualty Severity | Crash Casualties | Crash Costs |
|--------------------------------|------------------|-----------------|
| Fatal | 152 | \$1,349,059,492 |
| Serious Injury | 862 | \$420,130,040 |
| Moderate Injury | 3,465 | \$467,578,335 |
| Minor Injury | 9,683 | \$650,700,584 |
| Property Damage Only | 61,754 | \$268,471,927 |
| Total | 75,916 | \$3,155,940,379 |
| Average cost of crash casualty | \$41,571 | |

Crash Casualties



Crash Costs



| Costs of Teen Driver Crashes in Michigan (2015 dollars) | | | | | | |
|---|------------------------|----------------------|----------------------|----------------------|----------------------|------------------------|
| | Fatal | Serious Injury | Moderate Injury | Minor Injury | Property Damage Only | Total |
| Medical Care | \$1,813,474 | \$22,698,434 | \$21,813,965 | \$55,575,215 | \$16,070,402 | \$117,971,490 |
| Future Earnings (Lost Wages) | \$182,967,577 | \$34,659,120 | \$40,276,526 | \$83,785,906 | \$18,393,223 | \$360,082,352 |
| Public Services | \$136,806 | \$150,108 | \$265,329 | \$561,336 | \$1,352,818 | \$2,466,397 |
| Adjudication & Sanctioning | \$16,150,962 | \$7,360,108 | \$5,823,634 | \$10,869,663 | \$1,092,249 | \$41,296,615 |
| Property Damage & Loss | \$3,519,200 | \$5,508,079 | \$13,537,134 | \$37,102,501 | \$166,721,153 | \$226,388,067 |
| Subtotal (Monetary Cost) | \$204,588,019 | \$70,375,849 | \$81,716,588 | \$187,894,620 | \$203,629,845 | \$748,204,920 |
| Quality of Life | \$1,144,471,474 | \$349,754,191 | \$385,861,747 | \$462,805,964 | \$64,842,083 | \$2,407,735,459 |
| Total (Comprehensive Cost) | \$1,349,059,492 | \$420,130,040 | \$467,578,335 | \$650,700,584 | \$268,471,927 | \$3,155,940,379 |

State of Michigan Motorcycle Crashes

| Injury Severity | Motorcyclist Crash Victims | Motorcyclist Victim Costs |
|--------------------------------|-------------------------------|------------------------------|
| Fatal | 138 | \$1,216,597,406 |
| Serious Injury | 546 | \$278,944,033 |
| Moderate Injury | 1,081 | \$128,433,037 |
| Minor Injury | 813 | \$91,035,230 |
| Property Damage Only | 1,225 | \$4,882,889 |
| Total | 3,803 | \$1,719,892,595 |
| Average cost of crash casualty | \$452,246 | |

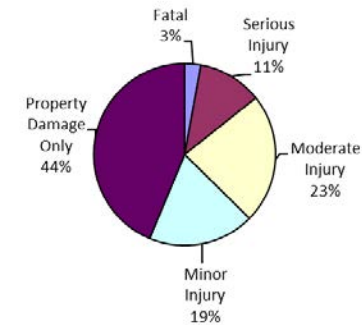
| Injury Severity | Non-motorcyclist Crash Victims | Non-motorcyclist Victim Costs |
|--------------------------------|-----------------------------------|----------------------------------|
| Fatal | 2 | \$17,750,783 |
| Serious Injury | 13 | \$6,336,068 |
| Moderate Injury | 46 | \$6,207,389 |
| Minor Injury | 110 | \$7,392,034 |
| Property Damage Only | 909 | \$2,576,490 |
| Total | 1,080 | \$40,262,764 |
| Average cost of crash casualty | \$37,280 | |

| Motorcyclist Victim Costs in Motorcycle Crashes in Michigan (2015 dollars) | | | | | | |
|--|-----------------|----------------|-----------------|--------------|----------------------|-----------------|
| | Fatal | Serious Injury | Moderate Injury | Minor Injury | Property Damage Only | Total |
| Medical Care | \$1,646,443 | \$22,810,701 | \$9,768,713 | \$6,996,787 | \$169,485 | \$41,392,129 |
| Future Earnings (Lost Wages) | \$166,908,643 | \$33,430,276 | \$16,474,068 | \$11,524,241 | \$268,505 | \$228,605,732 |
| Public Services | \$108,783 | \$193,048 | \$186,576 | \$133,477 | \$73,725 | \$695,609 |
| Adjudication & Sanctioning | \$14,663,441 | \$5,188,042 | \$2,887,060 | \$2,029,312 | \$227,354 | \$24,995,209 |
| Property Damage & Loss | \$1,787,260 | \$5,381,301 | \$8,474,317 | \$6,152,078 | \$2,862,708 | \$24,657,665 |
| Subtotal (Monetary Cost) | \$185,114,570 | \$67,003,368 | \$37,790,733 | \$26,835,896 | \$3,601,778 | \$320,346,344 |
| Quality of Life | \$1,031,482,837 | \$211,940,665 | \$90,642,304 | \$64,199,334 | \$1,281,111 | \$1,399,546,250 |
| Total (Comprehensive Cost) | \$1,216,597,406 | \$278,944,033 | \$128,433,037 | \$91,035,230 | \$4,882,889 | \$1,719,892,595 |

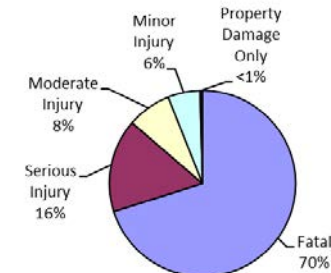
| Non-motorcyclist Victim Costs in Motorcycle Crashes in Michigan (2015 dollars) | | | | | | |
|--|--------------|----------------|-----------------|--------------|----------------------|--------------|
| | Fatal | Serious Injury | Moderate Injury | Minor Injury | Property Damage Only | Total |
| Medical Care | \$23,861 | \$342,320 | \$289,594 | \$631,341 | \$0 | \$1,287,116 |
| Future Earnings (Lost Wages) | \$2,407,468 | \$522,701 | \$534,696 | \$951,818 | \$80,418 | \$4,497,100 |
| Public Services | \$1,800 | \$2,264 | \$3,522 | \$6,377 | \$19,047 | \$33,011 |
| Adjudication & Sanctioning | \$212,513 | \$110,999 | \$77,312 | \$123,481 | \$0 | \$524,305 |
| Property Damage & Loss | \$46,305 | \$83,068 | \$179,714 | \$421,489 | \$2,477,025 | \$3,207,601 |
| Subtotal (Monetary Cost) | \$2,691,948 | \$1,061,353 | \$1,084,838 | \$2,134,505 | \$2,576,490 | \$9,549,133 |
| Quality of Life | \$15,058,835 | \$5,274,715 | \$5,122,551 | \$5,257,529 | \$0 | \$30,713,631 |
| Total (Comprehensive Cost) | \$17,750,783 | \$6,336,068 | \$6,207,389 | \$7,392,034 | \$2,576,490 | \$40,262,764 |

| Costs of Motorcycle Crashes in Michigan (2015 dollars) | | | | | | |
|--|-----------------|----------------|-----------------|--------------|----------------------|-----------------|
| | Fatal | Serious Injury | Moderate Injury | Minor Injury | Property Damage Only | Total |
| Medical Care | \$1,670,305 | \$23,153,020 | \$10,058,306 | \$7,628,128 | \$169,485 | \$42,679,245 |
| Future Earnings (Lost Wages) | \$169,316,111 | \$33,952,978 | \$17,008,763 | \$12,476,058 | \$348,922 | \$233,102,832 |
| Public Services | \$110,583 | \$195,312 | \$190,098 | \$139,854 | \$92,773 | \$728,620 |
| Adjudication & Sanctioning | \$14,875,953 | \$5,299,041 | \$2,964,373 | \$2,152,793 | \$227,354 | \$25,519,514 |
| Property Damage & Loss | \$1,833,566 | \$5,464,369 | \$8,654,030 | \$6,573,567 | \$5,339,733 | \$27,865,266 |
| Subtotal (Monetary Cost) | \$187,806,517 | \$68,064,721 | \$38,875,571 | \$28,970,400 | \$6,178,268 | \$329,895,477 |
| Quality of Life | \$1,046,541,672 | \$217,215,380 | \$95,764,855 | \$69,456,863 | \$1,281,111 | \$1,430,259,881 |
| Total (Comprehensive Cost) | \$1,234,348,189 | \$285,280,101 | \$134,640,426 | \$98,427,263 | \$7,459,379 | \$1,760,155,359 |

Motorcycle Crash Casualties



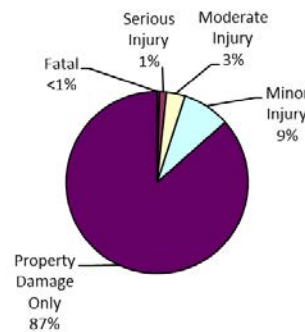
Motorcycle Crash Costs



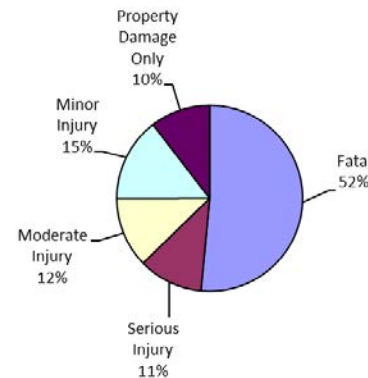
State of Michigan Medium/Large Truck Crashes

| Crash Casualty Severity | Crash Casualties | Crash Costs |
|--------------------------------|------------------|-----------------|
| Fatal | 78 | \$692,946,990 |
| Serious Injury | 218 | \$150,992,686 |
| Moderate Injury | 598 | \$164,468,538 |
| Minor Injury | 1,519 | \$196,716,576 |
| Property Damage Only | 15,487 | \$140,467,090 |
| Total | 17,900 | \$1,345,591,880 |
| Average cost of crash casualty | \$75,173 | |

Crash Casualties



Crash Costs



| Costs of Medium/Large Truck Crashes in Michigan (2015 dollars) | | | | | | |
|--|----------------------|----------------------|----------------------|----------------------|----------------------|------------------------|
| | Fatal | Serious Injury | Moderate Injury | Minor Injury | Property Damage Only | Total |
| Medical Care | \$930,598 | \$9,100,846 | \$10,647,390 | \$12,402,635 | \$5,792,138 | \$38,873,607 |
| Future Earnings (Lost Wages) | \$93,891,257 | \$25,993,012 | \$30,524,312 | \$33,095,972 | \$42,279,510 | \$225,784,063 |
| Public Services | \$70,203 | \$70,196 | \$105,248 | \$293,167 | \$727,889 | \$1,266,703 |
| Adjudication & Sanctioning | \$8,287,994 | \$3,513,288 | \$4,121,416 | \$4,555,481 | \$4,816,457 | \$25,294,636 |
| Property Damage & Loss | \$2,472,366 | \$2,736,990 | \$5,573,360 | \$10,190,971 | \$52,640,313 | \$73,614,000 |
| Subtotal (Monetary Cost) | \$105,652,418 | \$41,414,332 | \$50,971,726 | \$60,538,226 | \$106,256,307 | \$364,833,009 |
| Quality of Life | \$587,294,572 | \$109,578,354 | \$113,496,812 | \$136,178,350 | \$34,210,783 | \$980,758,871 |
| Total (Comprehensive Cost) | \$692,946,990 | \$150,992,686 | \$164,468,538 | \$196,716,576 | \$140,467,090 | \$1,345,591,880 |

Alcona County

Traffic Crashes and Crime

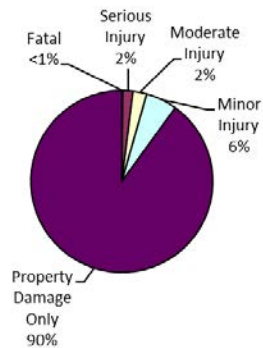
| Traffic Crash Casualty Severity | Traffic Crash Casualties | Traffic Crash Costs |
|--|--------------------------|---------------------|
| Fatal | 1 | \$8,875,391 |
| Serious Injury | 11 | \$5,361,288 |
| Moderate Injury | 15 | \$2,024,149 |
| Minor Injury | 34 | \$2,284,810 |
| Property Damage Only | 549 | \$2,386,746 |
| Total | 610 | \$20,932,384 |
| Average cost of traffic crash casualty | | \$34,315 |

| Index Crime Category | Number of Index Crimes | Index Crime Costs |
|-----------------------------|------------------------|-------------------|
| Murder | 0 | \$0 |
| Rape | 10 | \$4,007,420 |
| Aggravated Assault | 4 | \$125,723 |
| Robbery | 0 | \$0 |
| Larceny | 62 | \$253,511 |
| Burglary | 56 | \$249,719 |
| Motor Vehicle Theft | 4 | \$36,543 |
| Total | 136 | \$4,672,917 |
| Average cost of index crime | | \$34,360 |

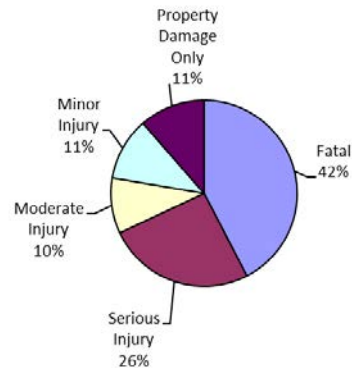
| Costs of Traffic Crashes in Alcona County (2015 dollars) | | | | | | |
|--|--------------------|--------------------|--------------------|--------------------|----------------------|---------------------|
| | Fatal | Serious Injury | Moderate Injury | Minor Injury | Property Damage Only | Total |
| Medical Care | \$11,931 | \$289,655 | \$94,433 | \$195,142 | \$142,868 | \$734,028 |
| Future Earnings (Lost Wages) | \$1,203,734 | \$442,286 | \$174,357 | \$294,198 | \$163,518 | \$2,278,093 |
| Public Services | \$900 | \$1,916 | \$1,149 | \$1,971 | \$12,027 | \$17,962 |
| Adjudication & Sanctioning | \$106,256 | \$93,922 | \$25,211 | \$38,167 | \$9,710 | \$273,266 |
| Property Damage & Loss | \$23,153 | \$70,289 | \$58,602 | \$130,278 | \$1,482,170 | \$1,764,492 |
| Subtotal (Monetary Cost) | \$1,345,974 | \$898,068 | \$353,751 | \$659,756 | \$1,810,292 | \$5,067,841 |
| Quality of Life | \$7,529,418 | \$4,463,221 | \$1,670,397 | \$1,625,055 | \$576,453 | \$15,864,543 |
| Total (Comprehensive Cost) | \$8,875,391 | \$5,361,288 | \$2,024,149 | \$2,284,810 | \$2,386,746 | \$20,932,384 |

| Costs of Index Crimes in Alcona County (2015 dollars) | | | | | | | | |
|---|------------|--------------------|--------------------|------------|------------------|------------------|---------------------|--------------------|
| | Murder | Rape | Aggravated Assault | Robbery | Larceny | Burglary | Motor Vehicle Theft | Total |
| Medical Care | \$0 | \$89,825 | \$6,191 | \$0 | \$0 | \$0 | \$0 | \$96,016 |
| Future Earnings (Lost Wages) | \$0 | \$56,046 | \$4,376 | \$0 | \$1,627 | \$1,851 | \$397 | \$64,297 |
| Public Services | \$0 | \$7,883 | \$1,337 | \$0 | \$27,340 | \$25,129 | \$1,075 | \$62,764 |
| Adjudication & Sanctioning | \$0 | \$246,252 | \$47,361 | \$0 | \$126,269 | \$43,470 | \$7,097 | \$470,448 |
| Property Damage and Loss | \$0 | \$1,567 | \$279 | \$0 | \$57,906 | \$143,272 | \$25,636 | \$228,659 |
| Subtotal (Monetary Cost) | \$0 | \$401,572 | \$59,544 | \$0 | \$213,143 | \$213,721 | \$34,204 | \$922,184 |
| Quality of Life | \$0 | \$3,605,849 | \$66,179 | \$0 | \$40,369 | \$35,998 | \$2,339 | \$3,750,734 |
| Total (Comprehensive Costs) | \$0 | \$4,007,420 | \$125,723 | \$0 | \$253,511 | \$249,719 | \$36,543 | \$4,672,917 |

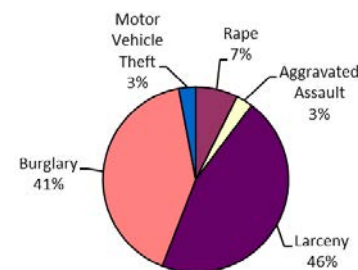
Traffic Crash Casualties



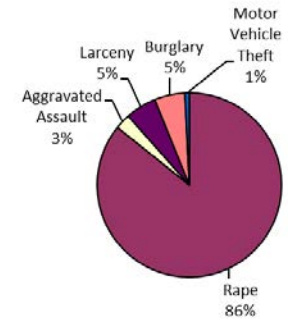
Traffic Crash Costs



Index Crimes



Index Crime Costs



Alcona County

Alcohol-Involved Crashes

| Crash Casualty Severity | Crash Casualties | Crash Costs |
|--------------------------------|------------------|--------------|
| Fatal | 1 | \$8,875,391 |
| Serious Injury | 1 | \$584,757 |
| Moderate Injury | 1 | \$170,490 |
| Minor Injury | 5 | \$430,372 |
| Property Damage Only | 7 | \$32,049 |
| Total | 15 | \$10,093,060 |
| Average cost of crash casualty | \$672,871 | |

Crash Casualties



Crash Costs

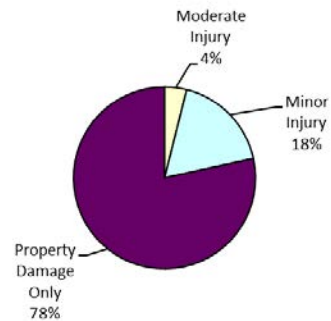


| Costs of Alcohol-Involved Crashes in Alcona County (2015 dollars) | | | | | | |
|---|--------------------|------------------|------------------|------------------|----------------------|---------------------|
| | Fatal | Serious Injury | Moderate Injury | Minor Injury | Property Damage Only | Total |
| Medical Care | \$11,931 | \$54,730 | \$13,820 | \$52,825 | \$2,147 | \$135,453 |
| Future Earnings (Lost Wages) | \$1,203,734 | \$84,723 | \$25,584 | \$79,474 | \$2,391 | \$1,395,906 |
| Public Services | \$900 | \$389 | \$174 | \$549 | \$203 | \$2,215 |
| Adjudication & Sanctioning | \$106,256 | \$12,896 | \$3,506 | \$10,871 | \$336 | \$133,865 |
| Property Damage & Loss | \$23,153 | \$11,290 | \$7,448 | \$31,333 | \$19,182 | \$92,405 |
| Subtotal (Monetary Cost) | \$1,345,974 | \$164,027 | \$50,532 | \$175,051 | \$24,259 | \$1,759,843 |
| Quality of Life | \$7,529,418 | \$420,730 | \$119,958 | \$255,321 | \$7,790 | \$8,333,217 |
| Total (Comprehensive Cost) | \$8,875,391 | \$584,757 | \$170,490 | \$430,372 | \$32,049 | \$10,093,060 |

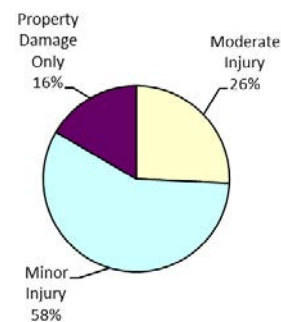
Alcona County Teen Driver Crashes

| Crash Casualty Severity | Crash Casualties | Crash Costs |
|--------------------------------|------------------|-------------|
| Fatal | 0 | \$0 |
| Serious Injury | 0 | \$0 |
| Moderate Injury | 2 | \$269,886 |
| Minor Injury | 9 | \$604,803 |
| Property Damage Only | 40 | \$173,898 |
| Total | 51 | \$1,048,587 |
| Average cost of crash casualty | \$20,561 | |

Crash Casualties



Crash Costs



| Costs of Teen Driver Crashes in Alcona County (2015 dollars) | | | | | | |
|--|------------|----------------|------------------|------------------|----------------------|--------------------|
| | Fatal | Serious Injury | Moderate Injury | Minor Injury | Property Damage Only | Total |
| Medical Care | \$0 | \$0 | \$12,591 | \$51,655 | \$10,409 | \$74,655 |
| Future Earnings (Lost Wages) | \$0 | \$0 | \$23,248 | \$77,876 | \$11,914 | \$113,037 |
| Public Services | \$0 | \$0 | \$153 | \$522 | \$876 | \$1,551 |
| Adjudication & Sanctioning | \$0 | \$0 | \$3,361 | \$10,103 | \$707 | \$14,172 |
| Property Damage & Loss | \$0 | \$0 | \$7,814 | \$34,485 | \$107,991 | \$150,290 |
| Subtotal (Monetary Cost) | \$0 | \$0 | \$47,167 | \$174,641 | \$131,897 | \$353,706 |
| Quality of Life | \$0 | \$0 | \$222,720 | \$430,161 | \$42,000 | \$694,881 |
| Total (Comprehensive Cost) | \$0 | \$0 | \$269,886 | \$604,803 | \$173,898 | \$1,048,587 |

Alcona County Motorcycle Crashes

| Injury Severity | Motorcyclist Crash Victims | Motorcyclist Victim Costs |
|--------------------------------|-------------------------------|------------------------------|
| Fatal | 0 | \$0 |
| Serious Injury | 1 | \$510,887 |
| Moderate Injury | 1 | \$118,809 |
| Minor Injury | 1 | \$111,974 |
| Property Damage Only | 2 | \$7,972 |
| Total | 5 | \$749,642 |
| Average cost of crash casualty | | \$149,928 |

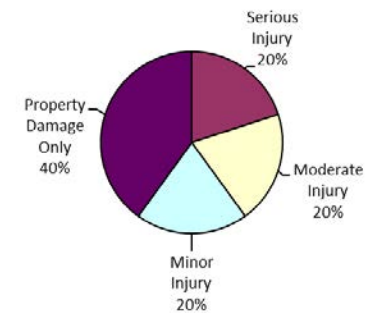
| Injury Severity | Non-motorcyclist Crash Victims | Non-motorcyclist Victim Costs |
|--------------------------------|-----------------------------------|----------------------------------|
| Fatal | 0 | \$0 |
| Serious Injury | 0 | \$0 |
| Moderate Injury | 0 | \$0 |
| Minor Injury | 0 | \$0 |
| Property Damage Only | 0 | \$0 |
| Total | 0 | \$0 |
| Average cost of crash casualty | | \$0 |

| Motorcyclist Victim Costs in Motorcycle Crashes in Alcona County (2015 dollars) | | | | | | |
|---|-------|----------------|-----------------|--------------|----------------------|-----------|
| | Fatal | Serious Injury | Moderate Injury | Minor Injury | Property Damage Only | Total |
| Medical Care | \$0 | \$41,778 | \$9,037 | \$8,606 | \$277 | \$59,697 |
| Future Earnings (Lost Wages) | \$0 | \$61,228 | \$15,240 | \$14,175 | \$438 | \$91,081 |
| Public Services | \$0 | \$354 | \$173 | \$164 | \$120 | \$811 |
| Adjudication & Sanctioning | \$0 | \$9,502 | \$2,671 | \$2,496 | \$371 | \$15,040 |
| Property Damage & Loss | \$0 | \$9,856 | \$7,839 | \$7,567 | \$4,674 | \$29,936 |
| Subtotal (Monetary Cost) | \$0 | \$122,717 | \$34,959 | \$33,008 | \$5,880 | \$196,565 |
| Quality of Life | \$0 | \$388,170 | \$83,850 | \$78,966 | \$2,092 | \$553,078 |
| Total (Comprehensive Cost) | \$0 | \$510,887 | \$118,809 | \$111,974 | \$7,972 | \$749,642 |

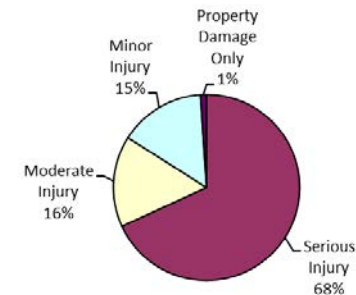
| Non-motorcyclist Victim Costs in Motorcycle Crashes in Alcona County (2015 dollars) | | | | | | |
|---|-------|----------------|-----------------|--------------|----------------------|-------|
| | Fatal | Serious Injury | Moderate Injury | Minor Injury | Property Damage Only | Total |
| Medical Care | \$0 | \$0 | \$0 | \$0 | \$0 | \$0 |
| Future Earnings (Lost Wages) | \$0 | \$0 | \$0 | \$0 | \$0 | \$0 |
| Public Services | \$0 | \$0 | \$0 | \$0 | \$0 | \$0 |
| Adjudication & Sanctioning | \$0 | \$0 | \$0 | \$0 | \$0 | \$0 |
| Property Damage & Loss | \$0 | \$0 | \$0 | \$0 | \$0 | \$0 |
| Subtotal (Monetary Cost) | \$0 | \$0 | \$0 | \$0 | \$0 | \$0 |
| Quality of Life | \$0 | \$0 | \$0 | \$0 | \$0 | \$0 |
| Total (Comprehensive Cost) | \$0 | \$0 | \$0 | \$0 | \$0 | \$0 |

| Costs of Motorcycle Crashes in Alcona County (2015 dollars) | | | | | | |
|---|-------|----------------|-----------------|--------------|----------------------|-----------|
| | Fatal | Serious Injury | Moderate Injury | Minor Injury | Property Damage Only | Total |
| Medical Care | \$0 | \$41,778 | \$9,037 | \$8,606 | \$277 | \$59,697 |
| Future Earnings (Lost Wages) | \$0 | \$61,228 | \$15,240 | \$14,175 | \$438 | \$91,081 |
| Public Services | \$0 | \$354 | \$173 | \$164 | \$120 | \$811 |
| Adjudication & Sanctioning | \$0 | \$9,502 | \$2,671 | \$2,496 | \$371 | \$15,040 |
| Property Damage & Loss | \$0 | \$9,856 | \$7,839 | \$7,567 | \$4,674 | \$29,936 |
| Subtotal (Monetary Cost) | \$0 | \$122,717 | \$34,959 | \$33,008 | \$5,880 | \$196,565 |
| Quality of Life | \$0 | \$388,170 | \$83,850 | \$78,966 | \$2,092 | \$553,078 |
| Total (Comprehensive Cost) | \$0 | \$510,887 | \$118,809 | \$111,974 | \$7,972 | \$749,642 |

Motorcycle Crash Casualties



Motorcycle Crash Costs

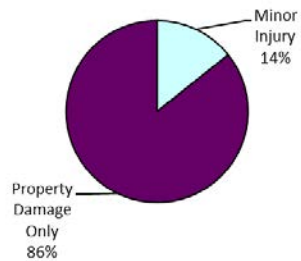


Alcona County

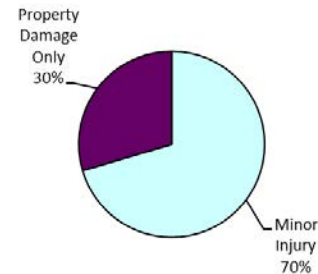
Medium/Large Truck Crashes

| Crash Casualty Severity | Crash Casualties | Crash Costs |
|--------------------------------|------------------|-------------|
| Fatal | 0 | \$0 |
| Serious Injury | 0 | \$0 |
| Moderate Injury | 0 | \$0 |
| Minor Injury | 1 | \$129,504 |
| Property Damage Only | 6 | \$54,420 |
| Total | 7 | \$183,924 |
| Average cost of crash casualty | \$26,275 | |

Crash Casualties



Crash Costs



| Costs of Medium/Large Truck Crashes in Alcona County (2015 dollars) | | | | | | |
|---|------------|----------------|-----------------|------------------|----------------------|------------------|
| | Fatal | Serious Injury | Moderate Injury | Minor Injury | Property Damage Only | Total |
| Medical Care | \$0 | \$0 | \$0 | \$8,165 | \$2,244 | \$10,409 |
| Future Earnings (Lost Wages) | \$0 | \$0 | \$0 | \$21,788 | \$16,380 | \$38,168 |
| Public Services | \$0 | \$0 | \$0 | \$193 | \$282 | \$475 |
| Adjudication & Sanctioning | \$0 | \$0 | \$0 | \$2,999 | \$1,866 | \$4,865 |
| Property Damage & Loss | \$0 | \$0 | \$0 | \$6,709 | \$20,394 | \$27,103 |
| Subtotal (Monetary Cost) | \$0 | \$0 | \$0 | \$39,854 | \$41,166 | \$81,020 |
| Quality of Life | \$0 | \$0 | \$0 | \$89,650 | \$13,254 | \$102,904 |
| Total (Comprehensive Cost) | \$0 | \$0 | \$0 | \$129,504 | \$54,420 | \$183,924 |

Alger County Traffic Crashes and Crime

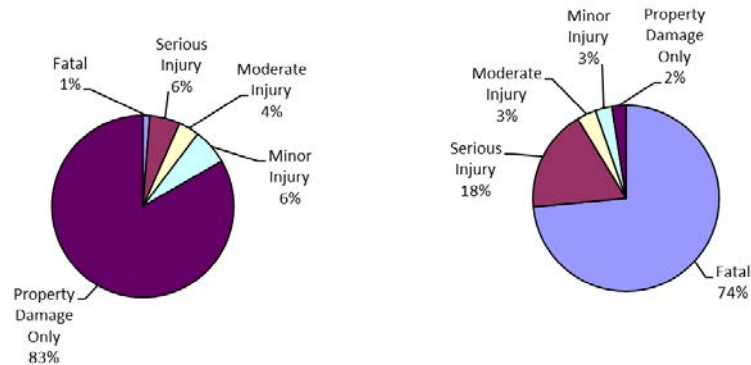
| Traffic Crash Casualty Severity | Traffic Crash Casualties | Traffic Crash Costs |
|--|--------------------------|---------------------|
| Fatal | 5 | \$44,376,957 |
| Serious Injury | 22 | \$10,722,576 |
| Moderate Injury | 15 | \$2,024,149 |
| Minor Injury | 26 | \$1,747,208 |
| Property Damage Only | 339 | \$1,473,783 |
| Total | 407 | \$60,344,673 |
| Average cost of traffic crash casualty | \$148,267 | |

| Index Crime Category | Number of Index Crimes | Index Crime Costs |
|-----------------------------|------------------------|-------------------|
| Murder | 0 | \$0 |
| Rape | 9 | \$3,606,678 |
| Aggravated Assault | 13 | \$408,599 |
| Robbery | 0 | \$0 |
| Larceny | 41 | \$167,645 |
| Burglary | 22 | \$98,104 |
| Motor Vehicle Theft | 1 | \$9,136 |
| Total | 86 | \$4,290,162 |
| Average cost of index crime | \$49,886 | |

| Costs of Traffic Crashes in Alger County (2015 dollars) | | | | | | |
|---|---------------------|---------------------|--------------------|--------------------|----------------------|---------------------|
| | Fatal | Serious Injury | Moderate Injury | Minor Injury | Property Damage Only | Total |
| Medical Care | \$59,654 | \$579,310 | \$94,433 | \$149,226 | \$88,219 | \$970,842 |
| Future Earnings (Lost Wages) | \$6,018,670 | \$884,572 | \$174,357 | \$224,975 | \$100,970 | \$7,403,544 |
| Public Services | \$4,500 | \$3,831 | \$1,149 | \$1,507 | \$7,426 | \$18,413 |
| Adjudication & Sanctioning | \$531,282 | \$187,845 | \$25,211 | \$29,186 | \$5,996 | \$779,519 |
| Property Damage & Loss | \$115,763 | \$140,577 | \$58,602 | \$99,625 | \$915,220 | \$1,329,787 |
| Subtotal (Monetary Cost) | \$6,729,869 | \$1,796,135 | \$353,751 | \$504,519 | \$1,117,831 | \$10,502,106 |
| Quality of Life | \$37,647,088 | \$8,926,441 | \$1,670,397 | \$1,242,689 | \$355,952 | \$49,842,567 |
| Total (Comprehensive Cost) | \$44,376,957 | \$10,722,576 | \$2,024,149 | \$1,747,208 | \$1,473,783 | \$60,344,673 |

| Costs of Index Crimes in Alger County (2015 dollars) | | | | | | | | |
|--|------------|--------------------|--------------------|------------|------------------|-----------------|---------------------|--------------------|
| | Murder | Rape | Aggravated Assault | Robbery | Larceny | Burglary | Motor Vehicle Theft | Total |
| Medical Care | \$0 | \$80,842 | \$20,121 | \$0 | \$0 | \$0 | \$0 | \$100,963 |
| Future Earnings (Lost Wages) | \$0 | \$50,442 | \$14,221 | \$0 | \$1,076 | \$727 | \$99 | \$66,565 |
| Public Services | \$0 | \$7,095 | \$4,346 | \$0 | \$18,080 | \$9,872 | \$269 | \$39,661 |
| Adjudication & Sanctioning | \$0 | \$221,626 | \$153,922 | \$0 | \$83,501 | \$17,077 | \$1,774 | \$477,901 |
| Property Damage and Loss | \$0 | \$1,410 | \$908 | \$0 | \$38,293 | \$56,285 | \$6,409 | \$103,305 |
| Subtotal (Monetary Cost) | \$0 | \$361,415 | \$193,518 | \$0 | \$140,949 | \$83,962 | \$8,551 | \$788,395 |
| Quality of Life | \$0 | \$3,245,264 | \$215,081 | \$0 | \$26,695 | \$14,142 | \$585 | \$3,501,768 |
| Total (Comprehensive Costs) | \$0 | \$3,606,678 | \$408,599 | \$0 | \$167,645 | \$98,104 | \$9,136 | \$4,290,162 |

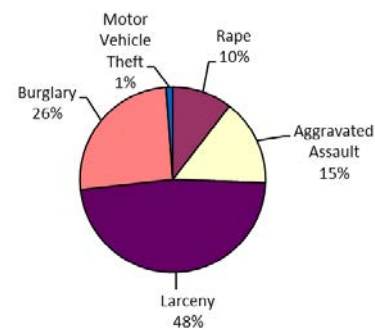
Traffic Crash Casualties



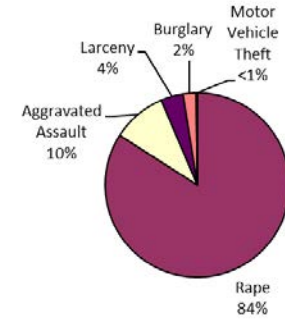
Traffic Crash Costs



Index Crimes



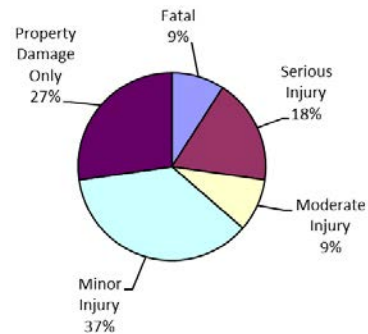
Index Crime Costs



Alger County Alcohol-Involved Crashes

| Crash Casualty Severity | Crash Casualties | Crash Costs |
|--------------------------------|------------------|--------------|
| Fatal | 1 | \$8,875,391 |
| Serious Injury | 2 | \$1,169,515 |
| Moderate Injury | 1 | \$170,490 |
| Minor Injury | 4 | \$344,298 |
| Property Damage Only | 3 | \$13,735 |
| Total | 11 | \$10,573,429 |
| Average cost of crash casualty | \$961,221 | |

Crash Casualties



Crash Costs

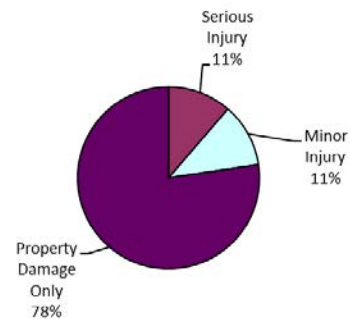


| Costs of Alcohol-Involved Crashes in Alger County (2015 dollars) | | | | | | |
|--|--------------------|--------------------|------------------|------------------|----------------------|---------------------|
| | Fatal | Serious Injury | Moderate Injury | Minor Injury | Property Damage Only | Total |
| Medical Care | \$11,931 | \$109,460 | \$13,820 | \$42,260 | \$920 | \$178,391 |
| Future Earnings (Lost Wages) | \$1,203,734 | \$169,446 | \$25,584 | \$63,579 | \$1,025 | \$1,463,368 |
| Public Services | \$900 | \$778 | \$174 | \$439 | \$87 | \$2,378 |
| Adjudication & Sanctioning | \$106,256 | \$25,791 | \$3,506 | \$8,697 | \$144 | \$144,394 |
| Property Damage & Loss | \$23,153 | \$22,579 | \$7,448 | \$25,066 | \$8,221 | \$86,467 |
| Subtotal (Monetary Cost) | \$1,345,974 | \$328,054 | \$50,532 | \$140,041 | \$10,397 | \$1,874,998 |
| Quality of Life | \$7,529,418 | \$841,461 | \$119,958 | \$204,257 | \$3,339 | \$8,698,432 |
| Total (Comprehensive Cost) | \$8,875,391 | \$1,169,515 | \$170,490 | \$344,298 | \$13,735 | \$10,573,429 |

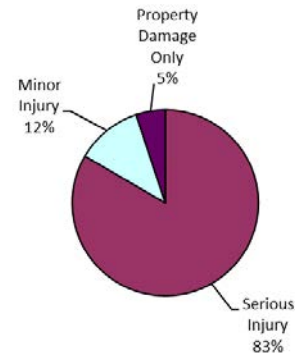
Alger County Teen Driver Crashes

| Crash Casualty Severity | Crash Casualties | Crash Costs |
|--------------------------------|------------------|-------------|
| Fatal | 0 | \$0 |
| Serious Injury | 6 | \$2,924,339 |
| Moderate Injury | 0 | \$0 |
| Minor Injury | 6 | \$403,202 |
| Property Damage Only | 41 | \$178,245 |
| Total | 53 | \$3,505,786 |
| Average cost of crash casualty | | \$66,147 |

Crash Casualties



Crash Costs



| Costs of Teen Driver Crashes in Alger County (2015 dollars) | | | | | | |
|---|------------|--------------------|-----------------|------------------|----------------------|--------------------|
| | Fatal | Serious Injury | Moderate Injury | Minor Injury | Property Damage Only | Total |
| Medical Care | \$0 | \$157,994 | \$0 | \$34,437 | \$10,670 | \$203,100 |
| Future Earnings (Lost Wages) | \$0 | \$241,247 | \$0 | \$51,917 | \$12,212 | \$305,376 |
| Public Services | \$0 | \$1,045 | \$0 | \$348 | \$898 | \$2,291 |
| Adjudication & Sanctioning | \$0 | \$51,230 | \$0 | \$6,735 | \$725 | \$58,691 |
| Property Damage & Loss | \$0 | \$38,339 | \$0 | \$22,990 | \$110,690 | \$172,020 |
| Subtotal (Monetary Cost) | \$0 | \$489,855 | \$0 | \$116,428 | \$135,195 | \$741,477 |
| Quality of Life | \$0 | \$2,434,484 | \$0 | \$286,774 | \$43,050 | \$2,764,309 |
| Total (Comprehensive Cost) | \$0 | \$2,924,339 | \$0 | \$403,202 | \$178,245 | \$3,505,786 |

Alger County Motorcycle Crashes

| Injury Severity | Motorcyclist Crash Victims | Motorcyclist Victim Costs |
|--------------------------------|-------------------------------|------------------------------|
| Fatal | 0 | \$0 |
| Serious Injury | 4 | \$2,043,546 |
| Moderate Injury | 2 | \$237,619 |
| Minor Injury | 3 | \$335,923 |
| Property Damage Only | 1 | \$3,986 |
| Total | 10 | \$2,621,074 |
| Average cost of crash casualty | \$262,107 | |

| Injury Severity | Non-motorcyclist Crash Victims | Non-motorcyclist Victim Costs |
|--------------------------------|-----------------------------------|----------------------------------|
| Fatal | 0 | \$0 |
| Serious Injury | 0 | \$0 |
| Moderate Injury | 0 | \$0 |
| Minor Injury | 0 | \$0 |
| Property Damage Only | 0 | \$0 |
| Total | 0 | \$0 |
| Average cost of crash casualty | \$0 | |

| Motorcyclist Victim Costs in Motorcycle Crashes in Alger County (2015 dollars) | | | | | | |
|--|-------|----------------|-----------------|--------------|----------------------|-------------|
| | Fatal | Serious Injury | Moderate Injury | Minor Injury | Property Damage Only | Total |
| Medical Care | \$0 | \$167,111 | \$18,073 | \$25,818 | \$138 | \$211,142 |
| Future Earnings (Lost Wages) | \$0 | \$244,910 | \$30,479 | \$42,525 | \$219 | \$318,134 |
| Public Services | \$0 | \$1,414 | \$345 | \$493 | \$60 | \$2,312 |
| Adjudication & Sanctioning | \$0 | \$38,008 | \$5,341 | \$7,488 | \$186 | \$51,023 |
| Property Damage & Loss | \$0 | \$39,423 | \$15,679 | \$22,701 | \$2,337 | \$80,140 |
| Subtotal (Monetary Cost) | \$0 | \$490,867 | \$69,918 | \$99,025 | \$2,940 | \$662,751 |
| Quality of Life | \$0 | \$1,552,679 | \$167,701 | \$236,898 | \$1,046 | \$1,958,323 |
| Total (Comprehensive Cost) | \$0 | \$2,043,546 | \$237,619 | \$335,923 | \$3,986 | \$2,621,074 |

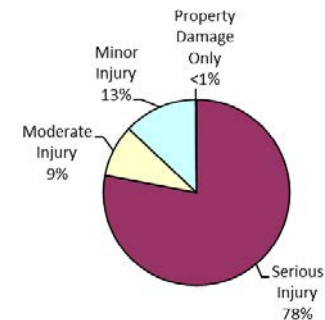
| Non-motorcyclist Victim Costs in Motorcycle Crashes in Alger County (2015 dollars) | | | | | | |
|--|-------|----------------|-----------------|--------------|----------------------|-------|
| | Fatal | Serious Injury | Moderate Injury | Minor Injury | Property Damage Only | Total |
| Medical Care | \$0 | \$0 | \$0 | \$0 | \$0 | \$0 |
| Future Earnings (Lost Wages) | \$0 | \$0 | \$0 | \$0 | \$0 | \$0 |
| Public Services | \$0 | \$0 | \$0 | \$0 | \$0 | \$0 |
| Adjudication & Sanctioning | \$0 | \$0 | \$0 | \$0 | \$0 | \$0 |
| Property Damage & Loss | \$0 | \$0 | \$0 | \$0 | \$0 | \$0 |
| Subtotal (Monetary Cost) | \$0 | \$0 | \$0 | \$0 | \$0 | \$0 |
| Quality of Life | \$0 | \$0 | \$0 | \$0 | \$0 | \$0 |
| Total (Comprehensive Cost) | \$0 | \$0 | \$0 | \$0 | \$0 | \$0 |

| Costs of Motorcycle Crashes in Alger County (2015 dollars) | | | | | | |
|--|-------|----------------|-----------------|--------------|----------------------|-------------|
| | Fatal | Serious Injury | Moderate Injury | Minor Injury | Property Damage Only | Total |
| Medical Care | \$0 | \$167,111 | \$18,073 | \$25,818 | \$138 | \$211,142 |
| Future Earnings (Lost Wages) | \$0 | \$244,910 | \$30,479 | \$42,525 | \$219 | \$318,134 |
| Public Services | \$0 | \$1,414 | \$345 | \$493 | \$60 | \$2,312 |
| Adjudication & Sanctioning | \$0 | \$38,008 | \$5,341 | \$7,488 | \$186 | \$51,023 |
| Property Damage & Loss | \$0 | \$39,423 | \$15,679 | \$22,701 | \$2,337 | \$80,140 |
| Subtotal (Monetary Cost) | \$0 | \$490,867 | \$69,918 | \$99,025 | \$2,940 | \$662,751 |
| Quality of Life | \$0 | \$1,552,679 | \$167,701 | \$236,898 | \$1,046 | \$1,958,323 |
| Total (Comprehensive Cost) | \$0 | \$2,043,546 | \$237,619 | \$335,923 | \$3,986 | \$2,621,074 |

Motorcycle Crash Casualties



Motorcycle Crash Costs

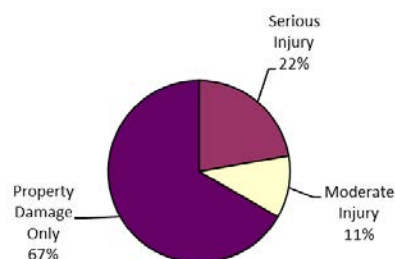


Alger County

Medium/Large Truck Crashes

| Crash Casualty Severity | Crash Casualties | Crash Costs |
|--------------------------------|------------------|-------------|
| Fatal | 0 | \$0 |
| Serious Injury | 2 | \$1,385,254 |
| Moderate Injury | 1 | \$275,031 |
| Minor Injury | 0 | \$0 |
| Property Damage Only | 6 | \$54,420 |
| Total | 9 | \$1,714,705 |
| Average cost of crash casualty | \$190,523 | |

Crash Casualties



Crash Costs



| Costs of Medium/Large Truck Crashes in Alger County (2015 dollars) | | | | | | |
|--|------------|--------------------|------------------|--------------|----------------------|--------------------|
| | Fatal | Serious Injury | Moderate Injury | Minor Injury | Property Damage Only | Total |
| Medical Care | \$0 | \$83,494 | \$17,805 | \$0 | \$2,244 | \$103,543 |
| Future Earnings (Lost Wages) | \$0 | \$238,468 | \$51,044 | \$0 | \$16,380 | \$305,892 |
| Public Services | \$0 | \$644 | \$176 | \$0 | \$282 | \$1,102 |
| Adjudication & Sanctioning | \$0 | \$32,232 | \$6,892 | \$0 | \$1,866 | \$40,990 |
| Property Damage & Loss | \$0 | \$25,110 | \$9,320 | \$0 | \$20,394 | \$54,824 |
| Subtotal (Monetary Cost) | \$0 | \$379,948 | \$85,237 | \$0 | \$41,166 | \$506,351 |
| Quality of Life | \$0 | \$1,005,306 | \$189,794 | \$0 | \$13,254 | \$1,208,354 |
| Total (Comprehensive Cost) | \$0 | \$1,385,254 | \$275,031 | \$0 | \$54,420 | \$1,714,705 |

Allegan County

Traffic Crashes and Crime

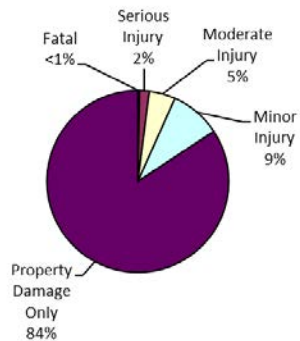
| Traffic Crash Casualty Severity | Traffic Crash Casualties | Traffic Crash Costs |
|--|--------------------------|---------------------|
| Fatal | 14 | \$124,255,480 |
| Serious Injury | 79 | \$38,503,797 |
| Moderate Injury | 215 | \$29,012,797 |
| Minor Injury | 416 | \$27,955,328 |
| Property Damage Only | 3,878 | \$16,859,380 |
| Total | 4,602 | \$236,586,782 |
| Average cost of traffic crash casualty | \$51,410 | |

| Index Crime Category | Number of Index Crimes | Index Crime Costs |
|-----------------------------|------------------------|-------------------|
| Murder | 3 | \$21,866,424 |
| Rape | 71 | \$28,452,685 |
| Aggravated Assault | 123 | \$3,865,978 |
| Robbery | 6 | \$205,075 |
| Larceny | 666 | \$2,723,203 |
| Burglary | 245 | \$1,092,521 |
| Motor Vehicle Theft | 81 | \$740,006 |
| Total | 1,195 | \$58,945,892 |
| Average cost of index crime | \$49,327 | |

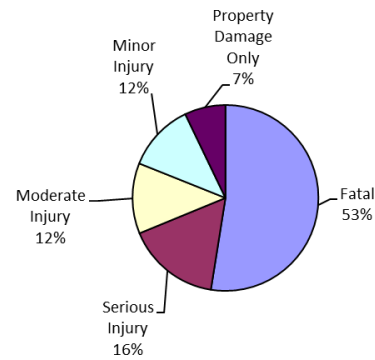
| Costs of Traffic Crashes in Allegan County (2015 dollars) | | | | | | |
|---|----------------------|---------------------|---------------------|---------------------|----------------------|----------------------|
| | Fatal | Serious Injury | Moderate Injury | Minor Injury | Property Damage Only | Total |
| Medical Care | \$167,030 | \$2,080,251 | \$1,353,536 | \$2,387,616 | \$1,009,182 | \$6,997,616 |
| Future Earnings (Lost Wages) | \$16,852,277 | \$3,176,416 | \$2,499,121 | \$3,599,601 | \$1,155,049 | \$27,282,464 |
| Public Services | \$12,601 | \$13,757 | \$16,463 | \$24,116 | \$84,954 | \$151,891 |
| Adjudication & Sanctioning | \$1,487,589 | \$674,534 | \$361,351 | \$466,981 | \$68,591 | \$3,059,046 |
| Property Damage & Loss | \$324,137 | \$504,801 | \$839,966 | \$1,593,994 | \$10,469,680 | \$13,732,578 |
| Subtotal (Monetary Cost) | \$18,843,633 | \$6,449,759 | \$5,070,438 | \$8,072,308 | \$12,787,456 | \$51,223,594 |
| Quality of Life | \$105,411,846 | \$32,054,038 | \$23,942,359 | \$19,883,020 | \$4,071,924 | \$185,363,188 |
| Total (Comprehensive Cost) | \$124,255,480 | \$38,503,797 | \$29,012,797 | \$27,955,328 | \$16,859,380 | \$236,586,782 |

| Costs of Index Crimes in Allegan County (2015 dollars) | | | | | | | | |
|--|---------------------|---------------------|--------------------|------------------|--------------------|--------------------|---------------------|---------------------|
| | Murder | Rape | Aggravated Assault | Robbery | Larceny | Burglary | Motor Vehicle Theft | Total |
| Medical Care | \$83,213 | \$637,755 | \$190,372 | \$9,206 | \$0 | \$0 | \$0 | \$920,546 |
| Future Earnings (Lost Wages) | \$2,755,707 | \$397,928 | \$134,556 | \$9,488 | \$17,482 | \$8,098 | \$8,032 | \$3,331,291 |
| Public Services | \$8,537 | \$55,968 | \$41,115 | \$2,425 | \$293,689 | \$109,938 | \$21,768 | \$533,439 |
| Adjudication & Sanctioning | \$1,183,110 | \$1,748,387 | \$1,456,341 | \$33,859 | \$1,356,374 | \$190,180 | \$143,705 | \$6,111,957 |
| Property Damage and Loss | \$524 | \$11,123 | \$8,591 | \$6,843 | \$622,020 | \$626,813 | \$519,131 | \$1,795,045 |
| Subtotal (Monetary Cost) | \$4,031,092 | \$2,851,160 | \$1,830,976 | \$61,820 | \$2,289,564 | \$935,030 | \$692,636 | \$12,692,279 |
| Quality of Life | \$17,835,332 | \$25,601,525 | \$2,035,001 | \$143,255 | \$433,639 | \$157,491 | \$47,370 | \$46,253,614 |
| Total (Comprehensive Costs) | \$21,866,424 | \$28,452,685 | \$3,865,978 | \$205,075 | \$2,723,203 | \$1,092,521 | \$740,006 | \$58,945,892 |

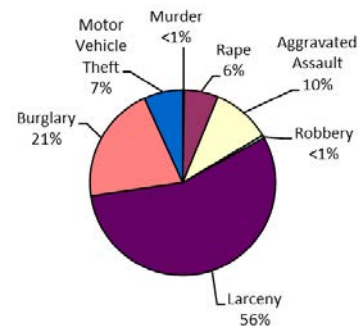
Traffic Crash Casualties



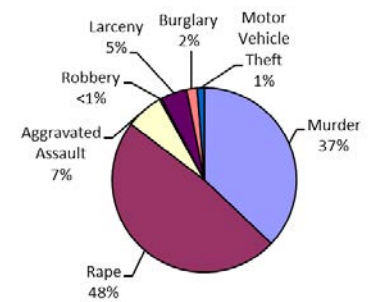
Traffic Crash Costs



Index Crimes



Index Crime Costs

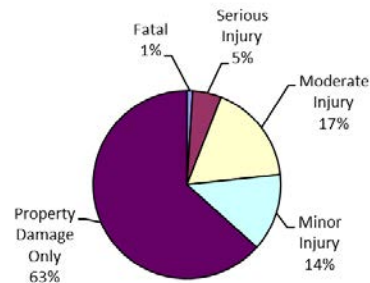


Allegan County

Alcohol-Involved Crashes

| Crash Casualty Severity | Crash Casualties | Crash Costs |
|--------------------------------|------------------|---------------------|
| Fatal | 2 | \$17,750,783 |
| Serious Injury | 10 | \$5,847,574 |
| Moderate Injury | 35 | \$5,967,155 |
| Minor Injury | 27 | \$2,324,011 |
| Property Damage Only | 128 | \$586,033 |
| Total | 202 | \$32,475,556 |
| Average cost of crash casualty | | \$160,770 |

Crash Casualties



Crash Costs

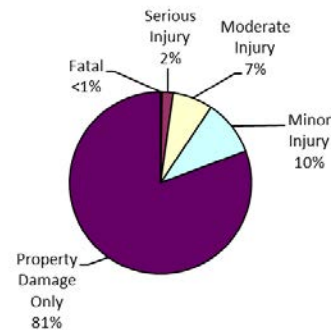


| Costs of Alcohol-Involved Crashes in Allegan County (2015 dollars) | | | | | | |
|--|---------------------|--------------------|--------------------|--------------------|----------------------|---------------------|
| | Fatal | Serious Injury | Moderate Injury | Minor Injury | Property Damage Only | Total |
| Medical Care | \$23,861 | \$547,299 | \$483,714 | \$285,255 | \$39,255 | \$1,379,384 |
| Future Earnings (Lost Wages) | \$2,407,468 | \$847,229 | \$895,454 | \$429,157 | \$43,719 | \$4,623,028 |
| Public Services | \$1,800 | \$3,891 | \$6,074 | \$2,967 | \$3,711 | \$18,443 |
| Adjudication & Sanctioning | \$212,513 | \$128,956 | \$122,716 | \$58,702 | \$6,142 | \$529,028 |
| Property Damage & Loss | \$46,305 | \$112,896 | \$260,663 | \$169,197 | \$350,762 | \$939,825 |
| Subtotal (Monetary Cost) | \$2,691,948 | \$1,640,271 | \$1,768,621 | \$945,278 | \$443,590 | \$7,489,707 |
| Quality of Life | \$15,058,835 | \$4,207,303 | \$4,198,533 | \$1,378,733 | \$142,444 | \$24,985,849 |
| Total (Comprehensive Cost) | \$17,750,783 | \$5,847,574 | \$5,967,155 | \$2,324,011 | \$586,033 | \$32,475,556 |

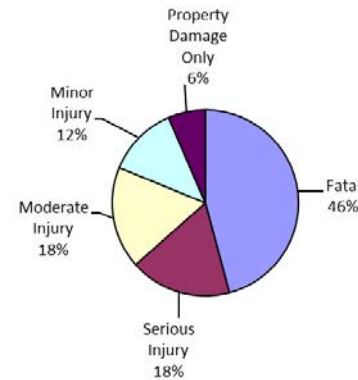
Allegan County Teen Driver Crashes

| Crash Casualty Severity | Crash Casualties | Crash Costs |
|--------------------------------|------------------|--------------|
| Fatal | 2 | \$17,750,783 |
| Serious Injury | 14 | \$6,823,458 |
| Moderate Injury | 51 | \$6,882,105 |
| Minor Injury | 71 | \$4,771,222 |
| Property Damage Only | 576 | \$2,504,127 |
| Total | 714 | \$38,731,694 |
| Average cost of crash casualty | | \$54,246 |

Crash Casualties



Crash Costs



| Costs of Teen Driver Crashes in Allegan County (2015 dollars) | | | | | | |
|---|---------------------|--------------------|--------------------|--------------------|----------------------|---------------------|
| | Fatal | Serious Injury | Moderate Injury | Minor Injury | Property Damage Only | Total |
| Medical Care | \$23,861 | \$368,652 | \$321,071 | \$407,502 | \$149,894 | \$1,270,981 |
| Future Earnings (Lost Wages) | \$2,407,468 | \$562,909 | \$592,815 | \$614,355 | \$171,560 | \$4,349,107 |
| Public Services | \$1,800 | \$2,438 | \$3,905 | \$4,116 | \$12,618 | \$24,877 |
| Adjudication & Sanctioning | \$212,513 | \$119,538 | \$85,716 | \$79,701 | \$10,188 | \$507,655 |
| Property Damage & Loss | \$46,305 | \$89,458 | \$199,248 | \$272,052 | \$1,555,063 | \$2,162,127 |
| Subtotal (Monetary Cost) | \$2,691,948 | \$1,142,995 | \$1,202,755 | \$1,377,726 | \$1,899,323 | \$8,314,746 |
| Quality of Life | \$15,058,835 | \$5,680,463 | \$5,679,350 | \$3,393,496 | \$604,804 | \$30,416,948 |
| Total (Comprehensive Cost) | \$17,750,783 | \$6,823,458 | \$6,882,105 | \$4,771,222 | \$2,504,127 | \$38,731,694 |

Allegan County Motorcycle Crashes

| Injury Severity | Motorcyclist Crash Victims | Motorcyclist Victim Costs |
|--------------------------------|-------------------------------|------------------------------|
| Fatal | 1 | \$8,815,923 |
| Serious Injury | 9 | \$4,597,979 |
| Moderate Injury | 18 | \$2,138,570 |
| Minor Injury | 7 | \$783,821 |
| Property Damage Only | 13 | \$51,818 |
| Total | 48 | \$16,388,112 |
| Average cost of crash casualty | | \$341,419 |

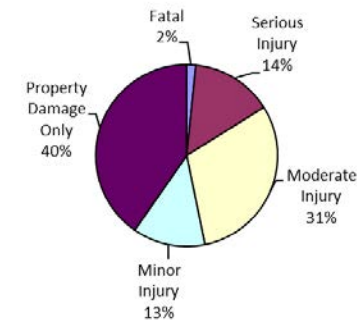
| Injury Severity | Non-motorcyclist Crash Victims | Non-motorcyclist Victim Costs |
|--------------------------------|-----------------------------------|----------------------------------|
| Fatal | 0 | \$0 |
| Serious Injury | 0 | \$0 |
| Moderate Injury | 1 | \$134,943 |
| Minor Injury | 1 | \$67,200 |
| Property Damage Only | 12 | \$34,013 |
| Total | 14 | \$236,157 |
| Average cost of crash casualty | | \$16,868 |

| Motorcyclist Victim Costs in Motorcycle Crashes in Allegan County (2015 dollars) | | | | | | |
|--|-------------|----------------|-----------------|--------------|----------------------|--------------|
| | Fatal | Serious Injury | Moderate Injury | Minor Injury | Property Damage Only | Total |
| Medical Care | \$11,931 | \$376,001 | \$162,661 | \$60,243 | \$1,799 | \$612,634 |
| Future Earnings (Lost Wages) | \$1,209,483 | \$551,049 | \$274,314 | \$99,225 | \$2,849 | \$2,136,919 |
| Public Services | \$788 | \$3,182 | \$3,107 | \$1,149 | \$782 | \$9,009 |
| Adjudication & Sanctioning | \$106,257 | \$85,517 | \$48,073 | \$17,473 | \$2,413 | \$259,732 |
| Property Damage & Loss | \$12,951 | \$88,703 | \$141,108 | \$52,970 | \$30,380 | \$326,112 |
| Subtotal (Monetary Cost) | \$1,341,410 | \$1,104,451 | \$629,263 | \$231,059 | \$38,223 | \$3,344,406 |
| Quality of Life | \$7,474,513 | \$3,493,527 | \$1,509,308 | \$552,762 | \$13,595 | \$13,043,706 |
| Total (Comprehensive Cost) | \$8,815,923 | \$4,597,979 | \$2,138,570 | \$783,821 | \$51,818 | \$16,388,112 |

| Non-motorcyclist Victim Costs in Motorcycle Crashes in Allegan County (2015 dollars) | | | | | | |
|--|-------|----------------|-----------------|--------------|----------------------|-----------|
| | Fatal | Serious Injury | Moderate Injury | Minor Injury | Property Damage Only | Total |
| Medical Care | \$0 | \$0 | \$6,296 | \$5,739 | \$0 | \$12,035 |
| Future Earnings (Lost Wages) | \$0 | \$0 | \$11,624 | \$8,653 | \$1,062 | \$21,338 |
| Public Services | \$0 | \$0 | \$77 | \$58 | \$251 | \$386 |
| Adjudication & Sanctioning | \$0 | \$0 | \$1,681 | \$1,123 | \$0 | \$2,803 |
| Property Damage & Loss | \$0 | \$0 | \$3,907 | \$3,832 | \$32,700 | \$40,439 |
| Subtotal (Monetary Cost) | \$0 | \$0 | \$23,583 | \$19,405 | \$34,013 | \$77,001 |
| Quality of Life | \$0 | \$0 | \$111,360 | \$47,796 | \$0 | \$159,156 |
| Total (Comprehensive Cost) | \$0 | \$0 | \$134,943 | \$67,200 | \$34,013 | \$236,157 |

| Costs of Motorcycle Crashes in Allegan County (2015 dollars) | | | | | | |
|--|-------------|----------------|-----------------|--------------|----------------------|--------------|
| | Fatal | Serious Injury | Moderate Injury | Minor Injury | Property Damage Only | Total |
| Medical Care | \$11,931 | \$376,001 | \$168,957 | \$65,982 | \$1,799 | \$624,669 |
| Future Earnings (Lost Wages) | \$1,209,483 | \$551,049 | \$285,938 | \$107,878 | \$3,911 | \$2,158,258 |
| Public Services | \$788 | \$3,182 | \$3,183 | \$1,207 | \$1,034 | \$9,395 |
| Adjudication & Sanctioning | \$106,257 | \$85,517 | \$49,754 | \$18,595 | \$2,413 | \$262,536 |
| Property Damage & Loss | \$12,951 | \$88,703 | \$145,015 | \$56,802 | \$63,080 | \$366,550 |
| Subtotal (Monetary Cost) | \$1,341,410 | \$1,104,451 | \$652,846 | \$250,464 | \$72,236 | \$3,421,407 |
| Quality of Life | \$7,474,513 | \$3,493,527 | \$1,620,667 | \$600,558 | \$13,595 | \$13,202,861 |
| Total (Comprehensive Cost) | \$8,815,923 | \$4,597,979 | \$2,273,514 | \$851,021 | \$85,831 | \$16,624,268 |

Motorcycle Crash Casualties



Motorcycle Crash Costs

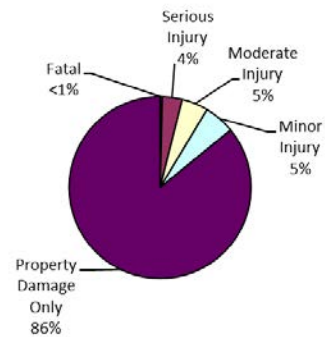


Allegan County

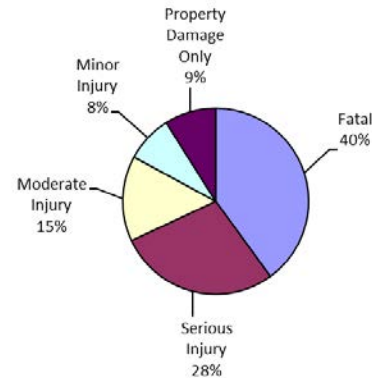
Medium/Large Truck Crashes

| Crash Casualty Severity | Crash Casualties | Crash Costs |
|--------------------------------|------------------|--------------|
| Fatal | 1 | \$8,883,936 |
| Serious Injury | 9 | \$6,233,643 |
| Moderate Injury | 12 | \$3,300,372 |
| Minor Injury | 14 | \$1,813,056 |
| Property Damage Only | 219 | \$1,986,330 |
| Total | 255 | \$22,217,337 |
| Average cost of crash casualty | | \$87,127 |

Crash Casualties



Crash Costs



| Costs of Medium/Large Truck Crashes in Allegan County (2015 dollars) | | | | | | |
|--|--------------------|--------------------|--------------------|--------------------|----------------------|---------------------|
| | Fatal | Serious Injury | Moderate Injury | Minor Injury | Property Damage Only | Total |
| Medical Care | \$11,931 | \$375,723 | \$213,660 | \$114,310 | \$81,906 | \$797,530 |
| Future Earnings (Lost Wages) | \$1,203,734 | \$1,073,106 | \$612,528 | \$305,032 | \$597,870 | \$3,792,270 |
| Public Services | \$900 | \$2,898 | \$2,112 | \$2,702 | \$10,293 | \$18,905 |
| Adjudication & Sanctioning | \$106,256 | \$145,044 | \$82,704 | \$41,986 | \$68,109 | \$444,099 |
| Property Damage & Loss | \$31,697 | \$112,995 | \$111,840 | \$93,926 | \$744,381 | \$1,094,839 |
| Subtotal (Monetary Cost) | \$1,354,518 | \$1,709,766 | \$1,022,844 | \$557,956 | \$1,502,559 | \$6,147,643 |
| Quality of Life | \$7,529,418 | \$4,523,877 | \$2,277,528 | \$1,255,100 | \$483,771 | \$16,069,694 |
| Total (Comprehensive Cost) | \$8,883,936 | \$6,233,643 | \$3,300,372 | \$1,813,056 | \$1,986,330 | \$22,217,337 |

Alpena County

Traffic Crashes and Crime

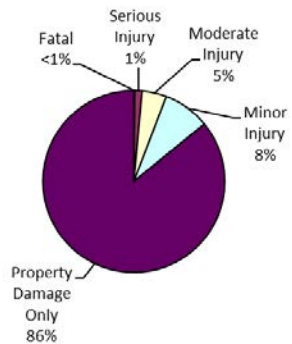
| Traffic Crash Casualty Severity | Traffic Crash Casualties | Traffic Crash Costs |
|--|--------------------------|---------------------|
| Fatal | 2 | \$17,750,783 |
| Serious Injury | 15 | \$7,310,848 |
| Moderate Injury | 51 | \$6,882,105 |
| Minor Injury | 97 | \$6,518,430 |
| Property Damage Only | 1,003 | \$4,360,484 |
| Total | 1,168 | \$42,822,650 |
| Average cost of traffic crash casualty | | \$36,663 |

| Index Crime Category | Number of Index Crimes | Index Crime Costs |
|-----------------------------|------------------------|-------------------|
| Murder | 1 | \$7,288,808 |
| Rape | 40 | \$16,029,682 |
| Aggravated Assault | 20 | \$628,614 |
| Robbery | 4 | \$136,717 |
| Larceny | 248 | \$1,014,046 |
| Burglary | 79 | \$352,282 |
| Motor Vehicle Theft | 12 | \$109,630 |
| Total | 404 | \$25,559,779 |
| Average cost of index crime | | \$63,267 |

| Costs of Traffic Crashes in Alpena County (2015 dollars) | | | | | | |
|--|--------------|----------------|-----------------|--------------|----------------------|--------------|
| | Fatal | Serious Injury | Moderate Injury | Minor Injury | Property Damage Only | Total |
| Medical Care | \$23,861 | \$394,984 | \$321,071 | \$556,728 | \$261,013 | \$1,557,658 |
| Future Earnings (Lost Wages) | \$2,407,468 | \$603,117 | \$592,815 | \$839,330 | \$298,740 | \$4,741,470 |
| Public Services | \$1,800 | \$2,612 | \$3,905 | \$5,623 | \$21,972 | \$35,913 |
| Adjudication & Sanctioning | \$212,513 | \$128,076 | \$85,716 | \$108,887 | \$17,740 | \$552,932 |
| Property Damage & Loss | \$46,305 | \$95,848 | \$199,248 | \$371,676 | \$2,707,862 | \$3,420,940 |
| Subtotal (Monetary Cost) | \$2,691,948 | \$1,224,638 | \$1,202,755 | \$1,882,245 | \$3,307,328 | \$10,308,913 |
| Quality of Life | \$15,058,835 | \$6,086,210 | \$5,679,350 | \$4,636,185 | \$1,053,156 | \$32,513,737 |
| Total (Comprehensive Cost) | \$17,750,783 | \$7,310,848 | \$6,882,105 | \$6,518,430 | \$4,360,484 | \$42,822,650 |

| Costs of Index Crimes in Alpena County (2015 dollars) | | | | | | | | |
|---|-------------|--------------|--------------------|-----------|-------------|-----------|---------------------|--------------|
| | Murder | Rape | Aggravated Assault | Robbery | Larceny | Burglary | Motor Vehicle Theft | Total |
| Medical Care | \$27,738 | \$359,299 | \$30,955 | \$6,137 | \$0 | \$0 | \$0 | \$424,128 |
| Future Earnings (Lost Wages) | \$918,569 | \$224,185 | \$21,879 | \$6,325 | \$6,510 | \$2,611 | \$1,190 | \$1,181,269 |
| Public Services | \$2,846 | \$31,531 | \$6,685 | \$1,616 | \$109,362 | \$35,449 | \$3,225 | \$190,715 |
| Adjudication & Sanctioning | \$394,370 | \$985,006 | \$236,803 | \$22,573 | \$505,076 | \$61,323 | \$21,290 | \$2,226,442 |
| Property Damage and Loss | \$175 | \$6,266 | \$1,397 | \$4,562 | \$231,623 | \$202,115 | \$76,908 | \$523,047 |
| Subtotal (Monetary Cost) | \$1,343,697 | \$1,606,287 | \$297,720 | \$41,214 | \$852,571 | \$301,499 | \$102,613 | \$4,545,601 |
| Quality of Life | \$5,945,111 | \$14,423,395 | \$330,895 | \$95,503 | \$161,475 | \$50,783 | \$7,018 | \$21,014,179 |
| Total (Comprehensive Costs) | \$7,288,808 | \$16,029,682 | \$628,614 | \$136,717 | \$1,014,046 | \$352,282 | \$109,630 | \$25,559,779 |

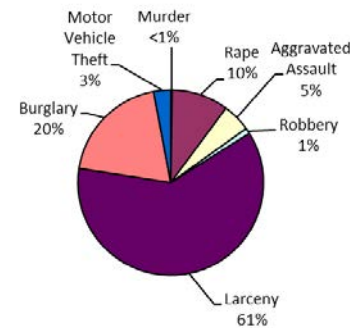
Traffic Crash Casualties



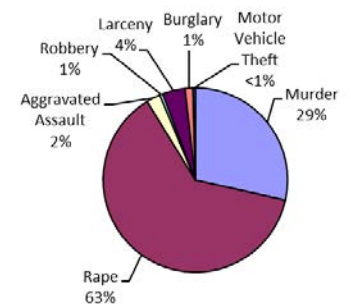
Traffic Crash Costs



Index Crimes



Index Crime Costs

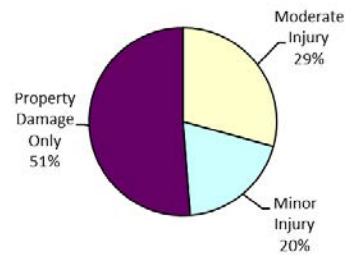


Alpena County

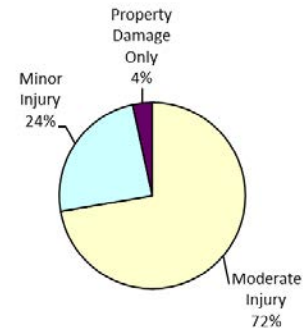
Alcohol-Involved Crashes

| Crash Casualty Severity | Crash Casualties | Crash Costs |
|--------------------------------|------------------|--------------------|
| Fatal | 0 | \$0 |
| Serious Injury | 0 | \$0 |
| Moderate Injury | 12 | \$2,045,882 |
| Minor Injury | 8 | \$688,596 |
| Property Damage Only | 21 | \$96,146 |
| Total | 41 | \$2,830,623 |
| Average cost of crash casualty | | \$69,040 |

Crash Casualties



Crash Costs

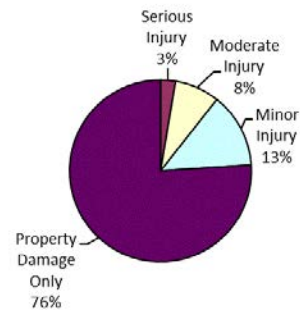


| Costs of Alcohol-Involved Crashes in Alpena County (2015 dollars) | | | | | | |
|---|------------|----------------|--------------------|------------------|----------------------|--------------------|
| | Fatal | Serious Injury | Moderate Injury | Minor Injury | Property Damage Only | Total |
| Medical Care | \$0 | \$0 | \$165,845 | \$84,520 | \$6,440 | \$256,805 |
| Future Earnings (Lost Wages) | \$0 | \$0 | \$307,013 | \$127,158 | \$7,173 | \$441,343 |
| Public Services | \$0 | \$0 | \$2,082 | \$879 | \$609 | \$3,570 |
| Adjudication & Sanctioning | \$0 | \$0 | \$42,074 | \$17,393 | \$1,008 | \$60,475 |
| Property Damage & Loss | \$0 | \$0 | \$89,370 | \$50,132 | \$57,547 | \$197,050 |
| Subtotal (Monetary Cost) | \$0 | \$0 | \$606,384 | \$280,082 | \$72,776 | \$959,243 |
| Quality of Life | \$0 | \$0 | \$1,439,497 | \$408,514 | \$23,370 | \$1,871,380 |
| Total (Comprehensive Cost) | \$0 | \$0 | \$2,045,882 | \$688,596 | \$96,146 | \$2,830,623 |

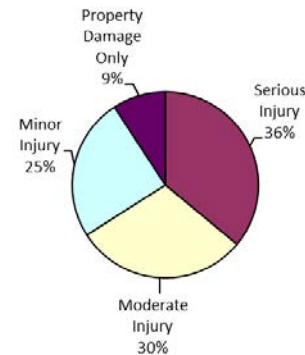
Alpena County Teen Driver Crashes

| Crash Casualty Severity | Crash Casualties | Crash Costs |
|--------------------------------|------------------|-------------|
| Fatal | 0 | \$0 |
| Serious Injury | 5 | \$2,436,949 |
| Moderate Injury | 15 | \$2,024,149 |
| Minor Injury | 25 | \$1,680,008 |
| Property Damage Only | 143 | \$621,684 |
| Total | 188 | \$6,762,790 |
| Average cost of crash casualty | | \$35,972 |

Crash Casualties



Crash Costs



| Costs of Teen Driver Crashes in Alpena County (2015 dollars) | | | | | | |
|--|------------|--------------------|--------------------|--------------------|----------------------|--------------------|
| | Fatal | Serious Injury | Moderate Injury | Minor Injury | Property Damage Only | Total |
| Medical Care | \$0 | \$131,661 | \$94,433 | \$143,487 | \$37,213 | \$406,794 |
| Future Earnings (Lost Wages) | \$0 | \$201,039 | \$174,357 | \$216,322 | \$42,592 | \$634,310 |
| Public Services | \$0 | \$871 | \$1,149 | \$1,449 | \$3,133 | \$6,601 |
| Adjudication & Sanctioning | \$0 | \$42,692 | \$25,211 | \$28,064 | \$2,529 | \$98,496 |
| Property Damage & Loss | \$0 | \$31,949 | \$58,602 | \$95,793 | \$386,066 | \$572,411 |
| Subtotal (Monetary Cost) | \$0 | \$408,213 | \$353,751 | \$485,115 | \$471,533 | \$1,718,612 |
| Quality of Life | \$0 | \$2,028,737 | \$1,670,397 | \$1,194,893 | \$150,151 | \$5,044,178 |
| Total (Comprehensive Cost) | \$0 | \$2,436,949 | \$2,024,149 | \$1,680,008 | \$621,684 | \$6,762,790 |

Alpena County Motorcycle Crashes

| Injury Severity | Motorcyclist Crash Victims | Motorcyclist Victim Costs |
|--------------------------------|-------------------------------|------------------------------|
| Fatal | 0 | \$0 |
| Serious Injury | 2 | \$1,021,773 |
| Moderate Injury | 2 | \$237,619 |
| Minor Injury | 1 | \$111,974 |
| Property Damage Only | 2 | \$7,972 |
| Total | 7 | \$1,379,338 |
| Average cost of crash casualty | \$197,048 | |

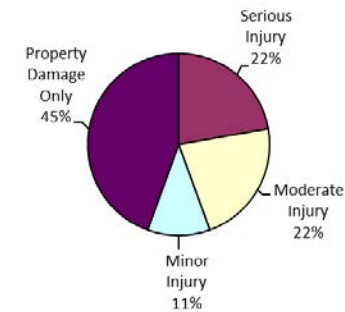
| Injury Severity | Non-motorcyclist Crash Victims | Non-motorcyclist Victim Costs |
|--------------------------------|-----------------------------------|----------------------------------|
| Fatal | 0 | \$0 |
| Serious Injury | 0 | \$0 |
| Moderate Injury | 0 | \$0 |
| Minor Injury | 0 | \$0 |
| Property Damage Only | 2 | \$5,669 |
| Total | 2 | \$5,669 |
| Average cost of crash casualty | \$2,834 | |

| Motorcyclist Victim Costs in Motorcycle Crashes in Alpena County (2015 dollars) | | | | | | |
|---|-------|----------------|-----------------|--------------|----------------------|-------------|
| | Fatal | Serious Injury | Moderate Injury | Minor Injury | Property Damage Only | Total |
| Medical Care | \$0 | \$83,556 | \$18,073 | \$8,606 | \$277 | \$110,512 |
| Future Earnings (Lost Wages) | \$0 | \$122,455 | \$30,479 | \$14,175 | \$438 | \$167,548 |
| Public Services | \$0 | \$707 | \$345 | \$164 | \$120 | \$1,337 |
| Adjudication & Sanctioning | \$0 | \$19,004 | \$5,341 | \$2,496 | \$371 | \$27,213 |
| Property Damage & Loss | \$0 | \$19,712 | \$15,679 | \$7,567 | \$4,674 | \$47,631 |
| Subtotal (Monetary Cost) | \$0 | \$245,434 | \$69,918 | \$33,008 | \$5,880 | \$354,241 |
| Quality of Life | \$0 | \$776,339 | \$167,701 | \$78,966 | \$2,092 | \$1,025,098 |
| Total (Comprehensive Cost) | \$0 | \$1,021,773 | \$237,619 | \$111,974 | \$7,972 | \$1,379,338 |

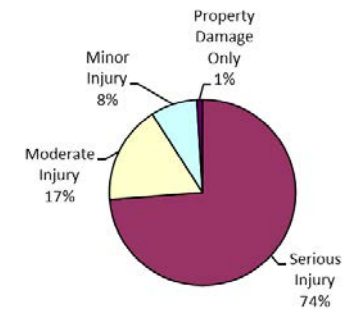
| Non-motorcyclist Victim Costs in Motorcycle Crashes in Alpena County (2015 dollars) | | | | | | |
|---|-------|----------------|-----------------|--------------|----------------------|---------|
| | Fatal | Serious Injury | Moderate Injury | Minor Injury | Property Damage Only | Total |
| Medical Care | \$0 | \$0 | \$0 | \$0 | \$0 | \$0 |
| Future Earnings (Lost Wages) | \$0 | \$0 | \$0 | \$0 | \$177 | \$177 |
| Public Services | \$0 | \$0 | \$0 | \$0 | \$42 | \$42 |
| Adjudication & Sanctioning | \$0 | \$0 | \$0 | \$0 | \$0 | \$0 |
| Property Damage & Loss | \$0 | \$0 | \$0 | \$0 | \$5,450 | \$5,450 |
| Subtotal (Monetary Cost) | \$0 | \$0 | \$0 | \$0 | \$5,669 | \$5,669 |
| Quality of Life | \$0 | \$0 | \$0 | \$0 | \$0 | \$0 |
| Total (Comprehensive Cost) | \$0 | \$0 | \$0 | \$0 | \$5,669 | \$5,669 |

| Costs of Motorcycle Crashes in Alpena County (2015 dollars) | | | | | | |
|---|-------|----------------|-----------------|--------------|----------------------|-------------|
| | Fatal | Serious Injury | Moderate Injury | Minor Injury | Property Damage Only | Total |
| Medical Care | \$0 | \$83,556 | \$18,073 | \$8,606 | \$277 | \$110,512 |
| Future Earnings (Lost Wages) | \$0 | \$122,455 | \$30,479 | \$14,175 | \$615 | \$167,725 |
| Public Services | \$0 | \$707 | \$345 | \$164 | \$162 | \$1,379 |
| Adjudication & Sanctioning | \$0 | \$19,004 | \$5,341 | \$2,496 | \$371 | \$27,213 |
| Property Damage & Loss | \$0 | \$19,712 | \$15,679 | \$7,567 | \$10,124 | \$53,081 |
| Subtotal (Monetary Cost) | \$0 | \$245,434 | \$69,918 | \$33,008 | \$11,549 | \$359,909 |
| Quality of Life | \$0 | \$776,339 | \$167,701 | \$78,966 | \$2,092 | \$1,025,098 |
| Total (Comprehensive Cost) | \$0 | \$1,021,773 | \$237,619 | \$111,974 | \$13,641 | \$1,385,007 |

Motorcycle Crash Casualties



Motorcycle Crash Costs

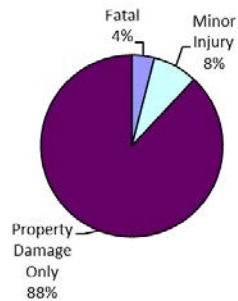


Alpena County

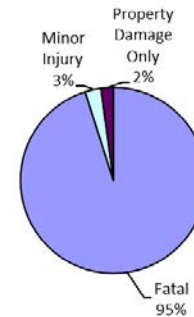
Medium/Large Truck Crashes

| Crash Casualty Severity | Crash Casualties | Crash Costs |
|--------------------------------|------------------|-------------|
| Fatal | 1 | \$8,883,936 |
| Serious Injury | 0 | \$0 |
| Moderate Injury | 0 | \$0 |
| Minor Injury | 2 | \$259,008 |
| Property Damage Only | 22 | \$199,540 |
| Total | 25 | \$9,342,484 |
| Average cost of crash casualty | \$373,699 | |

Crash Casualties



Crash Costs



| Costs of Medium/Large Truck Crashes in Alpena County (2015 dollars) | | | | | | |
|---|--------------------|----------------|-----------------|------------------|----------------------|--------------------|
| | Fatal | Serious Injury | Moderate Injury | Minor Injury | Property Damage Only | Total |
| Medical Care | \$11,931 | \$0 | \$0 | \$16,330 | \$8,228 | \$36,489 |
| Future Earnings (Lost Wages) | \$1,203,734 | \$0 | \$0 | \$43,576 | \$60,060 | \$1,307,370 |
| Public Services | \$900 | \$0 | \$0 | \$386 | \$1,034 | \$2,320 |
| Adjudication & Sanctioning | \$106,256 | \$0 | \$0 | \$5,998 | \$6,842 | \$119,096 |
| Property Damage & Loss | \$31,697 | \$0 | \$0 | \$13,418 | \$74,778 | \$119,893 |
| Subtotal (Monetary Cost) | \$1,354,518 | \$0 | \$0 | \$79,708 | \$150,942 | \$1,585,168 |
| Quality of Life | \$7,529,418 | \$0 | \$0 | \$179,300 | \$48,598 | \$7,757,316 |
| Total (Comprehensive Cost) | \$8,883,936 | \$0 | \$0 | \$259,008 | \$199,540 | \$9,342,484 |

Antrim County

Traffic Crashes and Crime

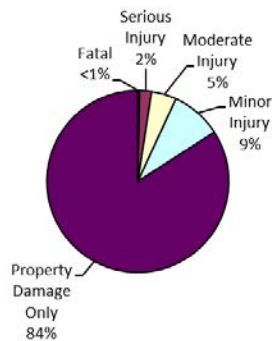
| Traffic Crash Casualty Severity | Traffic Crash Casualties | Traffic Crash Costs |
|--|--------------------------|---------------------|
| Fatal | 3 | \$26,626,174 |
| Serious Injury | 21 | \$10,235,187 |
| Moderate Injury | 44 | \$5,937,503 |
| Minor Injury | 89 | \$5,980,827 |
| Property Damage Only | 830 | \$3,608,377 |
| Total | 987 | \$52,388,068 |
| Average cost of traffic crash casualty | \$53,078 | |

| Index Crime Category | Number of Index Crimes | Index Crime Costs |
|-----------------------------|------------------------|-------------------|
| Murder | 0 | \$0 |
| Rape | 24 | \$9,617,809 |
| Aggravated Assault | 19 | \$597,184 |
| Robbery | 1 | \$34,179 |
| Larceny | 160 | \$654,223 |
| Burglary | 80 | \$356,742 |
| Motor Vehicle Theft | 4 | \$36,543 |
| Total | 288 | \$11,296,680 |
| Average cost of index crime | \$39,225 | |

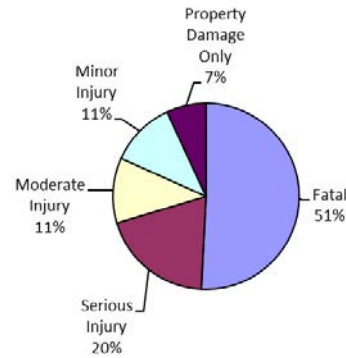
| Costs of Traffic Crashes in Antrim County (2015 dollars) | | | | | | |
|--|---------------------|---------------------|--------------------|--------------------|----------------------|---------------------|
| | Fatal | Serious Injury | Moderate Injury | Minor Injury | Property Damage Only | Total |
| Medical Care | \$35,792 | \$552,978 | \$277,003 | \$510,812 | \$215,993 | \$1,592,578 |
| Future Earnings (Lost Wages) | \$3,611,202 | \$844,364 | \$511,448 | \$770,107 | \$247,213 | \$5,984,334 |
| Public Services | \$2,700 | \$3,657 | \$3,369 | \$5,159 | \$18,182 | \$33,068 |
| Adjudication & Sanctioning | \$318,769 | \$179,307 | \$73,951 | \$99,907 | \$14,680 | \$686,614 |
| Property Damage & Loss | \$69,458 | \$134,188 | \$171,900 | \$341,023 | \$2,240,803 | \$2,957,371 |
| Subtotal (Monetary Cost) | \$4,037,921 | \$1,714,493 | \$1,037,671 | \$1,727,008 | \$2,736,872 | \$11,253,965 |
| Quality of Life | \$22,588,253 | \$8,520,694 | \$4,899,832 | \$4,253,819 | \$871,505 | \$41,134,103 |
| Total (Comprehensive Cost) | \$26,626,174 | \$10,235,187 | \$5,937,503 | \$5,980,827 | \$3,608,377 | \$52,388,068 |

| Costs of Index Crimes in Antrim County (2015 dollars) | | | | | | | | |
|---|------------|--------------------|--------------------|-----------------|------------------|------------------|---------------------|---------------------|
| | Murder | Rape | Aggravated Assault | Robbery | Larceny | Burglary | Motor Vehicle Theft | Total |
| Medical Care | \$0 | \$215,579 | \$29,407 | \$1,534 | \$0 | \$0 | \$0 | \$246,521 |
| Future Earnings (Lost Wages) | \$0 | \$134,511 | \$20,785 | \$1,581 | \$4,200 | \$2,644 | \$397 | \$164,118 |
| Public Services | \$0 | \$18,919 | \$6,351 | \$404 | \$70,556 | \$35,898 | \$1,075 | \$133,203 |
| Adjudication & Sanctioning | \$0 | \$591,004 | \$224,963 | \$5,643 | \$325,856 | \$62,100 | \$7,097 | \$1,216,662 |
| Property Damage and Loss | \$0 | \$3,760 | \$1,327 | \$1,141 | \$149,434 | \$204,674 | \$25,636 | \$385,971 |
| Subtotal (Monetary Cost) | \$0 | \$963,772 | \$282,834 | \$10,303 | \$550,045 | \$305,316 | \$34,204 | \$2,146,475 |
| Quality of Life | \$0 | \$8,654,037 | \$314,350 | \$23,876 | \$104,177 | \$51,426 | \$2,339 | \$9,150,205 |
| Total (Comprehensive Costs) | \$0 | \$9,617,809 | \$597,184 | \$34,179 | \$654,223 | \$356,742 | \$36,543 | \$11,296,680 |

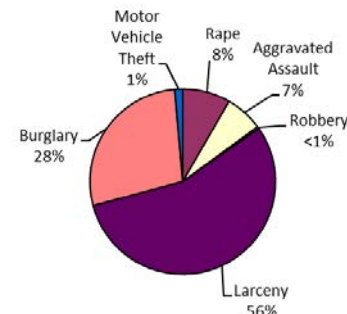
Traffic Crash Casualties



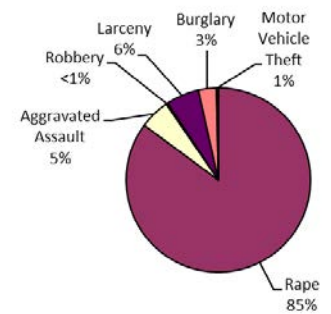
Traffic Crash Costs



Index Crimes



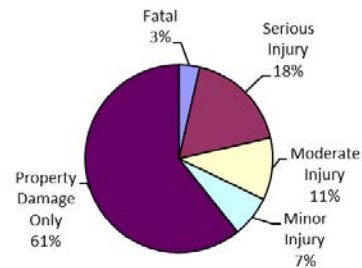
Index Crime Costs



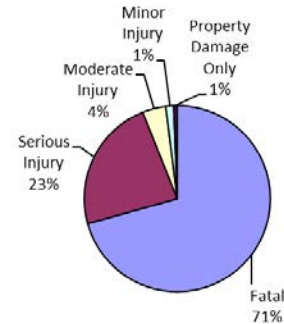
Antrim County Alcohol-Involved Crashes

| Crash Casualty Severity | Crash Casualties | Crash Costs |
|--------------------------------|------------------|--------------|
| Fatal | 1 | \$8,875,391 |
| Serious Injury | 5 | \$2,923,787 |
| Moderate Injury | 3 | \$511,470 |
| Minor Injury | 2 | \$172,149 |
| Property Damage Only | 17 | \$77,833 |
| Total | 28 | \$12,560,630 |
| Average cost of crash casualty | \$448,594 | |

Crash Casualties



Crash Costs

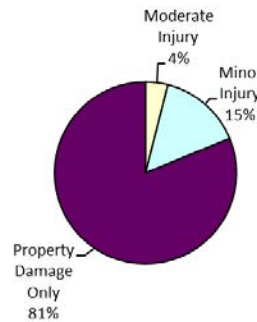


| Costs of Alcohol-Involved Crashes in Antrim County (2015 dollars) | | | | | | |
|---|--------------------|--------------------|------------------|------------------|----------------------|---------------------|
| | Fatal | Serious Injury | Moderate Injury | Minor Injury | Property Damage Only | Total |
| Medical Care | \$11,931 | \$273,649 | \$41,461 | \$21,130 | \$5,214 | \$353,385 |
| Future Earnings (Lost Wages) | \$1,203,734 | \$423,615 | \$76,753 | \$31,789 | \$5,806 | \$1,741,698 |
| Public Services | \$900 | \$1,945 | \$521 | \$220 | \$493 | \$4,079 |
| Adjudication & Sanctioning | \$106,256 | \$64,478 | \$10,519 | \$4,348 | \$816 | \$186,417 |
| Property Damage & Loss | \$23,153 | \$56,448 | \$22,343 | \$12,533 | \$46,586 | \$161,062 |
| Subtotal (Monetary Cost) | \$1,345,974 | \$820,135 | \$151,596 | \$70,021 | \$58,914 | \$2,446,640 |
| Quality of Life | \$7,529,418 | \$2,103,652 | \$359,874 | \$102,128 | \$18,918 | \$10,113,990 |
| Total (Comprehensive Cost) | \$8,875,391 | \$2,923,787 | \$511,470 | \$172,149 | \$77,833 | \$12,560,630 |

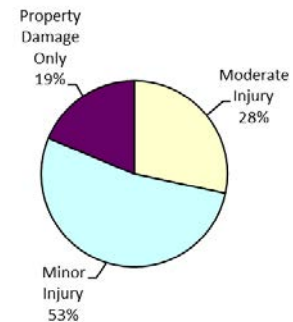
Antrim County Teen Driver Crashes

| Crash Casualty Severity | Crash Casualties | Crash Costs |
|--------------------------------|------------------|-------------|
| Fatal | 0 | \$0 |
| Serious Injury | 0 | \$0 |
| Moderate Injury | 4 | \$539,773 |
| Minor Injury | 15 | \$1,008,005 |
| Property Damage Only | 82 | \$356,490 |
| Total | 101 | \$1,904,268 |
| Average cost of crash casualty | \$18,854 | |

Crash Casualties



Crash Costs



| Costs of Teen Driver Crashes in Antrim County (2015 dollars) | | | | | | |
|--|-------|----------------|-----------------|--------------|----------------------|-------------|
| | Fatal | Serious Injury | Moderate Injury | Minor Injury | Property Damage Only | Total |
| Medical Care | \$0 | \$0 | \$25,182 | \$86,092 | \$21,339 | \$132,613 |
| Future Earnings (Lost Wages) | \$0 | \$0 | \$46,495 | \$129,793 | \$24,423 | \$200,712 |
| Public Services | \$0 | \$0 | \$306 | \$870 | \$1,796 | \$2,972 |
| Adjudication & Sanctioning | \$0 | \$0 | \$6,723 | \$16,838 | \$1,450 | \$25,011 |
| Property Damage & Loss | \$0 | \$0 | \$15,627 | \$57,476 | \$221,381 | \$294,484 |
| Subtotal (Monetary Cost) | \$0 | \$0 | \$94,334 | \$291,069 | \$270,390 | \$655,792 |
| Quality of Life | \$0 | \$0 | \$445,439 | \$716,936 | \$86,101 | \$1,248,476 |
| Total (Comprehensive Cost) | \$0 | \$0 | \$539,773 | \$1,008,005 | \$356,490 | \$1,904,268 |

Antrim County Motorcycle Crashes

| Injury Severity | Motorcyclist Crash Victims | Motorcyclist Victim Costs |
|--------------------------------|-------------------------------|------------------------------|
| Fatal | 0 | \$0 |
| Serious Injury | 4 | \$2,043,546 |
| Moderate Injury | 5 | \$594,047 |
| Minor Injury | 7 | \$783,821 |
| Property Damage Only | 2 | \$7,972 |
| Total | 18 | \$3,429,387 |
| Average cost of crash casualty | \$190,521 | |

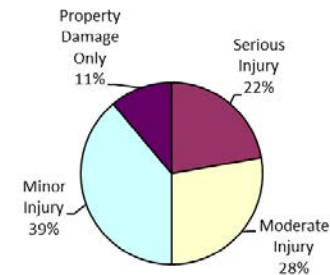
| Injury Severity | Non-motorcyclist Crash Victims | Non-motorcyclist Victim Costs |
|--------------------------------|-----------------------------------|----------------------------------|
| Fatal | 0 | \$0 |
| Serious Injury | 0 | \$0 |
| Moderate Injury | 0 | \$0 |
| Minor Injury | 0 | \$0 |
| Property Damage Only | 0 | \$0 |
| Total | 0 | \$0 |
| Average cost of crash casualty | \$0 | |

| Motorcyclist Victim Costs in Motorcycle Crashes in Antrim County (2015 dollars) | | | | | | |
|---|-------|----------------|-----------------|--------------|----------------------|-------------|
| | Fatal | Serious Injury | Moderate Injury | Minor Injury | Property Damage Only | Total |
| Medical Care | \$0 | \$167,111 | \$45,184 | \$60,243 | \$277 | \$272,815 |
| Future Earnings (Lost Wages) | \$0 | \$244,910 | \$76,198 | \$99,225 | \$438 | \$420,772 |
| Public Services | \$0 | \$1,414 | \$863 | \$1,149 | \$120 | \$3,547 |
| Adjudication & Sanctioning | \$0 | \$38,008 | \$13,354 | \$17,473 | \$371 | \$69,205 |
| Property Damage & Loss | \$0 | \$39,423 | \$39,197 | \$52,970 | \$4,674 | \$136,264 |
| Subtotal (Monetary Cost) | \$0 | \$490,867 | \$174,795 | \$231,059 | \$5,880 | \$902,602 |
| Quality of Life | \$0 | \$1,552,679 | \$419,252 | \$552,762 | \$2,092 | \$2,526,784 |
| Total (Comprehensive Cost) | \$0 | \$2,043,546 | \$594,047 | \$783,821 | \$7,972 | \$3,429,387 |

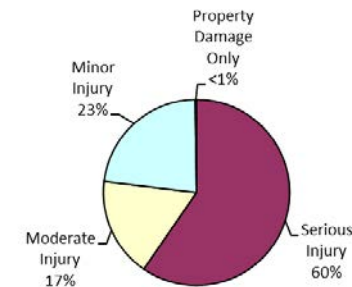
| Non-motorcyclist Victim Costs in Motorcycle Crashes in Antrim County (2015 dollars) | | | | | | |
|---|-------|----------------|-----------------|--------------|----------------------|-------|
| | Fatal | Serious Injury | Moderate Injury | Minor Injury | Property Damage Only | Total |
| Medical Care | \$0 | \$0 | \$0 | \$0 | \$0 | \$0 |
| Future Earnings (Lost Wages) | \$0 | \$0 | \$0 | \$0 | \$0 | \$0 |
| Public Services | \$0 | \$0 | \$0 | \$0 | \$0 | \$0 |
| Adjudication & Sanctioning | \$0 | \$0 | \$0 | \$0 | \$0 | \$0 |
| Property Damage & Loss | \$0 | \$0 | \$0 | \$0 | \$0 | \$0 |
| Subtotal (Monetary Cost) | \$0 | \$0 | \$0 | \$0 | \$0 | \$0 |
| Quality of Life | \$0 | \$0 | \$0 | \$0 | \$0 | \$0 |
| Total (Comprehensive Cost) | \$0 | \$0 | \$0 | \$0 | \$0 | \$0 |

| Costs of Motorcycle Crashes in Antrim County (2015 dollars) | | | | | | |
|---|-------|----------------|-----------------|--------------|----------------------|-------------|
| | Fatal | Serious Injury | Moderate Injury | Minor Injury | Property Damage Only | Total |
| Medical Care | \$0 | \$167,111 | \$45,184 | \$60,243 | \$277 | \$272,815 |
| Future Earnings (Lost Wages) | \$0 | \$244,910 | \$76,198 | \$99,225 | \$438 | \$420,772 |
| Public Services | \$0 | \$1,414 | \$863 | \$1,149 | \$120 | \$3,547 |
| Adjudication & Sanctioning | \$0 | \$38,008 | \$13,354 | \$17,473 | \$371 | \$69,205 |
| Property Damage & Loss | \$0 | \$39,423 | \$39,197 | \$52,970 | \$4,674 | \$136,264 |
| Subtotal (Monetary Cost) | \$0 | \$490,867 | \$174,795 | \$231,059 | \$5,880 | \$902,602 |
| Quality of Life | \$0 | \$1,552,679 | \$419,252 | \$552,762 | \$2,092 | \$2,526,784 |
| Total (Comprehensive Cost) | \$0 | \$2,043,546 | \$594,047 | \$783,821 | \$7,972 | \$3,429,387 |

Motorcycle Crash Casualties



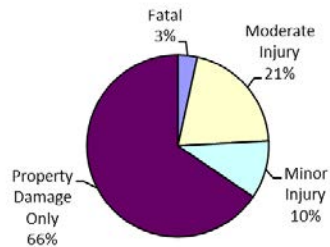
Motorcycle Crash Costs



Antrim County Medium/Large Truck Crashes

| Crash Casualty Severity | Crash Casualties | Crash Costs |
|--------------------------------|------------------|--------------|
| Fatal | 1 | \$8,883,936 |
| Serious Injury | 0 | \$0 |
| Moderate Injury | 6 | \$1,650,186 |
| Minor Injury | 3 | \$388,512 |
| Property Damage Only | 19 | \$172,330 |
| Total | 29 | \$11,094,964 |
| Average cost of crash casualty | \$382,585 | |

Crash Casualties



Crash Costs



| Costs of Medium/Large Truck Crashes in Antrim County (2015 dollars) | | | | | | |
|---|--------------------|----------------|--------------------|------------------|----------------------|---------------------|
| | Fatal | Serious Injury | Moderate Injury | Minor Injury | Property Damage Only | Total |
| Medical Care | \$11,931 | \$0 | \$106,830 | \$24,495 | \$7,106 | \$150,362 |
| Future Earnings (Lost Wages) | \$1,203,734 | \$0 | \$306,264 | \$65,364 | \$51,870 | \$1,627,232 |
| Public Services | \$900 | \$0 | \$1,056 | \$579 | \$893 | \$3,428 |
| Adjudication & Sanctioning | \$106,256 | \$0 | \$41,352 | \$8,997 | \$5,909 | \$162,514 |
| Property Damage & Loss | \$31,697 | \$0 | \$55,920 | \$20,127 | \$64,581 | \$172,325 |
| Subtotal (Monetary Cost) | \$1,354,518 | \$0 | \$511,422 | \$119,562 | \$130,359 | \$2,115,861 |
| Quality of Life | \$7,529,418 | \$0 | \$1,138,764 | \$268,950 | \$41,971 | \$8,979,103 |
| Total (Comprehensive Cost) | \$8,883,936 | \$0 | \$1,650,186 | \$388,512 | \$172,330 | \$11,094,964 |

Arenac County

Traffic Crashes and Crime

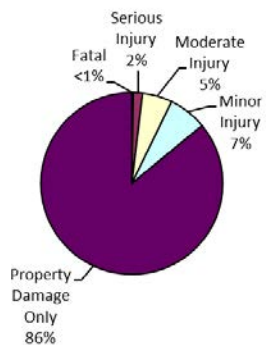
| Traffic Crash Casualty Severity | Traffic Crash Casualties | Traffic Crash Costs |
|--|--------------------------|---------------------|
| Fatal | 2 | \$17,750,783 |
| Serious Injury | 13 | \$6,336,068 |
| Moderate Injury | 42 | \$5,667,616 |
| Minor Injury | 54 | \$3,628,817 |
| Property Damage Only | 680 | \$2,956,260 |
| Total | 791 | \$36,339,544 |
| Average cost of traffic crash casualty | \$45,941 | |

| Index Crime Category | Number of Index Crimes | Index Crime Costs |
|-----------------------------|------------------------|-------------------|
| Murder | 0 | \$0 |
| Rape | 24 | \$9,617,809 |
| Aggravated Assault | 15 | \$471,461 |
| Robbery | 1 | \$34,179 |
| Larceny | 52 | \$212,622 |
| Burglary | 46 | \$205,126 |
| Motor Vehicle Theft | 5 | \$45,679 |
| Total | 143 | \$10,586,877 |
| Average cost of index crime | \$74,034 | |

| Costs of Traffic Crashes in Arenac County (2015 dollars) | | | | | | |
|--|---------------------|--------------------|--------------------|--------------------|----------------------|---------------------|
| | Fatal | Serious Injury | Moderate Injury | Minor Injury | Property Damage Only | Total |
| Medical Care | \$23,861 | \$342,320 | \$264,412 | \$309,931 | \$176,958 | \$1,117,482 |
| Future Earnings (Lost Wages) | \$2,407,468 | \$522,701 | \$488,200 | \$467,256 | \$202,536 | \$4,088,161 |
| Public Services | \$1,800 | \$2,264 | \$3,216 | \$3,130 | \$14,896 | \$25,307 |
| Adjudication & Sanctioning | \$212,513 | \$110,999 | \$70,589 | \$60,618 | \$12,027 | \$466,746 |
| Property Damage & Loss | \$46,305 | \$83,068 | \$164,086 | \$206,913 | \$1,835,839 | \$2,336,212 |
| Subtotal (Monetary Cost) | \$2,691,948 | \$1,061,353 | \$990,504 | \$1,047,848 | \$2,242,256 | \$8,033,908 |
| Quality of Life | \$15,058,835 | \$5,274,715 | \$4,677,112 | \$2,580,969 | \$714,004 | \$28,305,636 |
| Total (Comprehensive Cost) | \$17,750,783 | \$6,336,068 | \$5,667,616 | \$3,628,817 | \$2,956,260 | \$36,339,544 |

| Costs of Index Crimes in Arenac County (2015 dollars) | | | | | | | | |
|---|------------|--------------------|--------------------|-----------------|------------------|------------------|---------------------|---------------------|
| | Murder | Rape | Aggravated Assault | Robbery | Larceny | Burglary | Motor Vehicle Theft | Total |
| Medical Care | \$0 | \$215,579 | \$23,216 | \$1,534 | \$0 | \$0 | \$0 | \$240,330 |
| Future Earnings (Lost Wages) | \$0 | \$134,511 | \$16,409 | \$1,581 | \$1,365 | \$1,520 | \$496 | \$155,883 |
| Public Services | \$0 | \$18,919 | \$5,014 | \$404 | \$22,931 | \$20,641 | \$1,344 | \$69,253 |
| Adjudication & Sanctioning | \$0 | \$591,004 | \$177,603 | \$5,643 | \$105,903 | \$35,707 | \$8,871 | \$924,731 |
| Property Damage and Loss | \$0 | \$3,760 | \$1,048 | \$1,141 | \$48,566 | \$117,687 | \$32,045 | \$204,247 |
| Subtotal (Monetary Cost) | \$0 | \$963,772 | \$223,290 | \$10,303 | \$178,765 | \$175,557 | \$42,755 | \$1,594,442 |
| Quality of Life | \$0 | \$8,654,037 | \$248,171 | \$23,876 | \$33,858 | \$29,570 | \$2,924 | \$8,992,435 |
| Total (Comprehensive Costs) | \$0 | \$9,617,809 | \$471,461 | \$34,179 | \$212,622 | \$205,126 | \$45,679 | \$10,586,877 |

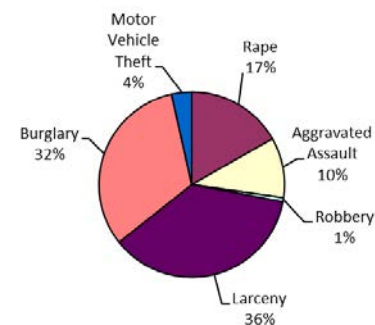
Traffic Crash Casualties



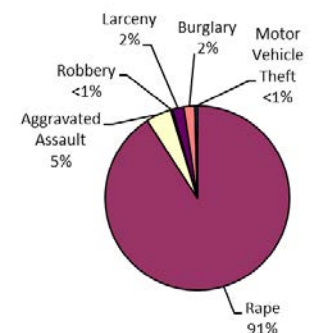
Traffic Crash Costs



Index Crimes



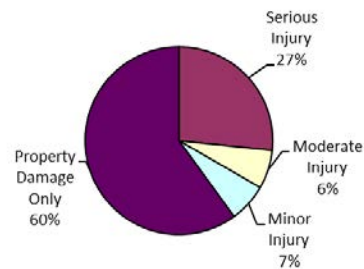
Index Crime Costs



Arenac County Alcohol-Involved Crashes

| Crash Casualty Severity | Crash Casualties | Crash Costs |
|--------------------------------|------------------|-------------|
| Fatal | 0 | \$0 |
| Serious Injury | 4 | \$2,339,030 |
| Moderate Injury | 1 | \$170,490 |
| Minor Injury | 1 | \$86,074 |
| Property Damage Only | 9 | \$41,205 |
| Total | 15 | \$2,636,800 |
| Average cost of crash casualty | \$175,787 | |

Crash Casualties



Crash Costs

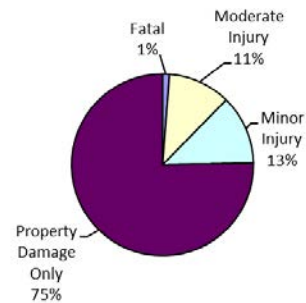


| Costs of Alcohol-Involved Crashes in Arenac County (2015 dollars) | | | | | | |
|---|------------|--------------------|------------------|-----------------|----------------------|--------------------|
| | Fatal | Serious Injury | Moderate Injury | Minor Injury | Property Damage Only | Total |
| Medical Care | \$0 | \$218,920 | \$13,820 | \$10,565 | \$2,760 | \$246,065 |
| Future Earnings (Lost Wages) | \$0 | \$338,892 | \$25,584 | \$15,895 | \$3,074 | \$383,445 |
| Public Services | \$0 | \$1,556 | \$174 | \$110 | \$261 | \$2,101 |
| Adjudication & Sanctioning | \$0 | \$51,582 | \$3,506 | \$2,174 | \$432 | \$57,694 |
| Property Damage & Loss | \$0 | \$45,159 | \$7,448 | \$6,267 | \$24,663 | \$83,536 |
| Subtotal (Monetary Cost) | \$0 | \$656,108 | \$50,532 | \$35,010 | \$31,190 | \$772,841 |
| Quality of Life | \$0 | \$1,682,921 | \$119,958 | \$51,064 | \$10,016 | \$1,863,959 |
| Total (Comprehensive Cost) | \$0 | \$2,339,030 | \$170,490 | \$86,074 | \$41,205 | \$2,636,800 |

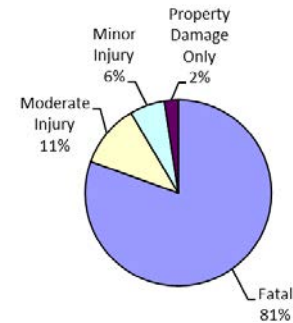
Arenac County Teen Driver Crashes

| Crash Casualty Severity | Crash Casualties | Crash Costs |
|--------------------------------|------------------|--------------|
| Fatal | 1 | \$8,875,391 |
| Serious Injury | 0 | \$0 |
| Moderate Injury | 9 | \$1,214,489 |
| Minor Injury | 10 | \$672,003 |
| Property Damage Only | 61 | \$265,194 |
| Total | 81 | \$11,027,078 |
| Average cost of crash casualty | | \$136,137 |

Crash Casualties



Crash Costs



| Costs of Teen Driver Crashes in Arenac County (2015 dollars) | | | | | | |
|--|--------------------|----------------|--------------------|------------------|----------------------|---------------------|
| | Fatal | Serious Injury | Moderate Injury | Minor Injury | Property Damage Only | Total |
| Medical Care | \$11,931 | \$0 | \$56,660 | \$57,395 | \$15,874 | \$141,859 |
| Future Earnings (Lost Wages) | \$1,203,734 | \$0 | \$104,614 | \$86,529 | \$18,169 | \$1,413,046 |
| Public Services | \$900 | \$0 | \$689 | \$580 | \$1,336 | \$3,505 |
| Adjudication & Sanctioning | \$106,256 | \$0 | \$15,126 | \$11,226 | \$1,079 | \$133,687 |
| Property Damage & Loss | \$23,153 | \$0 | \$35,161 | \$38,317 | \$164,686 | \$261,317 |
| Subtotal (Monetary Cost) | \$1,345,974 | \$0 | \$212,251 | \$194,046 | \$201,144 | \$1,953,414 |
| Quality of Life | \$7,529,418 | \$0 | \$1,002,238 | \$477,957 | \$64,050 | \$9,073,663 |
| Total (Comprehensive Cost) | \$8,875,391 | \$0 | \$1,214,489 | \$672,003 | \$265,194 | \$11,027,078 |

Arenac County Motorcycle Crashes

| Injury Severity | Motorcyclist Crash Victims | Motorcyclist Victim Costs |
|--------------------------------|-------------------------------|------------------------------|
| Fatal | 0 | \$0 |
| Serious Injury | 0 | \$0 |
| Moderate Injury | 3 | \$356,428 |
| Minor Injury | 2 | \$223,949 |
| Property Damage Only | 3 | \$11,958 |
| Total | 8 | \$592,335 |
| Average cost of crash casualty | | \$74,042 |

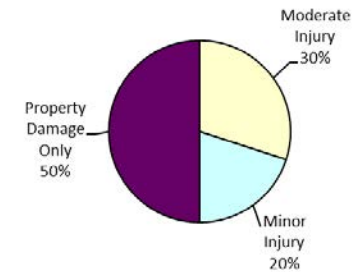
| Injury Severity | Non-motorcyclist Crash Victims | Non-motorcyclist Victim Costs |
|--------------------------------|-----------------------------------|----------------------------------|
| Fatal | 0 | \$0 |
| Serious Injury | 0 | \$0 |
| Moderate Injury | 0 | \$0 |
| Minor Injury | 0 | \$0 |
| Property Damage Only | 2 | \$5,669 |
| Total | 2 | \$5,669 |
| Average cost of crash casualty | | \$2,834 |

| Motorcyclist Victim Costs in Motorcycle Crashes in Arenac County (2015 dollars) | | | | | | |
|---|-------|----------------|-----------------|--------------|----------------------|-----------|
| | Fatal | Serious Injury | Moderate Injury | Minor Injury | Property Damage Only | Total |
| Medical Care | \$0 | \$0 | \$27,110 | \$17,212 | \$415 | \$44,738 |
| Future Earnings (Lost Wages) | \$0 | \$0 | \$45,719 | \$28,350 | \$658 | \$74,726 |
| Public Services | \$0 | \$0 | \$518 | \$328 | \$181 | \$1,027 |
| Adjudication & Sanctioning | \$0 | \$0 | \$8,012 | \$4,992 | \$557 | \$13,561 |
| Property Damage & Loss | \$0 | \$0 | \$23,518 | \$15,134 | \$7,011 | \$45,663 |
| Subtotal (Monetary Cost) | \$0 | \$0 | \$104,877 | \$66,017 | \$8,821 | \$179,715 |
| Quality of Life | \$0 | \$0 | \$251,551 | \$157,932 | \$3,137 | \$412,621 |
| Total (Comprehensive Cost) | \$0 | \$0 | \$356,428 | \$223,949 | \$11,958 | \$592,335 |

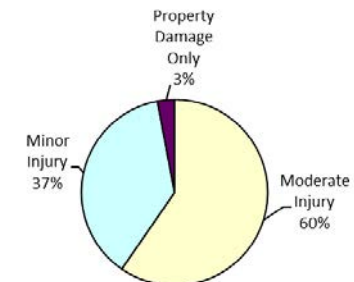
| Non-motorcyclist Victim Costs in Motorcycle Crashes in Arenac County (2015 dollars) | | | | | | |
|---|-------|----------------|-----------------|--------------|----------------------|---------|
| | Fatal | Serious Injury | Moderate Injury | Minor Injury | Property Damage Only | Total |
| Medical Care | \$0 | \$0 | \$0 | \$0 | \$0 | \$0 |
| Future Earnings (Lost Wages) | \$0 | \$0 | \$0 | \$0 | \$177 | \$177 |
| Public Services | \$0 | \$0 | \$0 | \$0 | \$42 | \$42 |
| Adjudication & Sanctioning | \$0 | \$0 | \$0 | \$0 | \$0 | \$0 |
| Property Damage & Loss | \$0 | \$0 | \$0 | \$0 | \$5,450 | \$5,450 |
| Subtotal (Monetary Cost) | \$0 | \$0 | \$0 | \$0 | \$5,669 | \$5,669 |
| Quality of Life | \$0 | \$0 | \$0 | \$0 | \$0 | \$0 |
| Total (Comprehensive Cost) | \$0 | \$0 | \$0 | \$0 | \$5,669 | \$5,669 |

| Costs of Motorcycle Crashes in Arenac County (2015 dollars) | | | | | | |
|---|-------|----------------|-----------------|--------------|----------------------|-----------|
| | Fatal | Serious Injury | Moderate Injury | Minor Injury | Property Damage Only | Total |
| Medical Care | \$0 | \$0 | \$27,110 | \$17,212 | \$415 | \$44,738 |
| Future Earnings (Lost Wages) | \$0 | \$0 | \$45,719 | \$28,350 | \$834 | \$74,903 |
| Public Services | \$0 | \$0 | \$518 | \$328 | \$222 | \$1,069 |
| Adjudication & Sanctioning | \$0 | \$0 | \$8,012 | \$4,992 | \$557 | \$13,561 |
| Property Damage & Loss | \$0 | \$0 | \$23,518 | \$15,134 | \$12,461 | \$51,113 |
| Subtotal (Monetary Cost) | \$0 | \$0 | \$104,877 | \$66,017 | \$14,490 | \$185,384 |
| Quality of Life | \$0 | \$0 | \$251,551 | \$157,932 | \$3,137 | \$412,621 |
| Total (Comprehensive Cost) | \$0 | \$0 | \$356,428 | \$223,949 | \$17,627 | \$598,004 |

Motorcycle Crash Casualties



Motorcycle Crash Costs

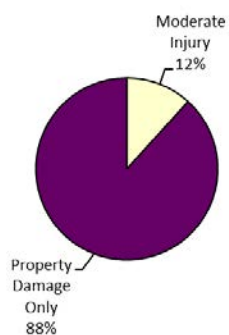


Arenac County

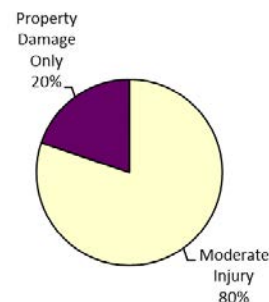
Medium/Large Truck Crashes

| Crash Casualty Severity | Crash Casualties | Crash Costs |
|--------------------------------|------------------|-------------|
| Fatal | 0 | \$0 |
| Serious Injury | 0 | \$0 |
| Moderate Injury | 2 | \$550,062 |
| Minor Injury | 0 | \$0 |
| Property Damage Only | 15 | \$136,050 |
| Total | 17 | \$686,112 |
| Average cost of crash casualty | \$40,360 | |

Crash Casualties



Crash Costs



| Costs of Medium/Large Truck Crashes in Arenac County (2015 dollars) | | | | | | |
|---|------------|----------------|------------------|--------------|----------------------|------------------|
| | Fatal | Serious Injury | Moderate Injury | Minor Injury | Property Damage Only | Total |
| Medical Care | \$0 | \$0 | \$35,610 | \$0 | \$5,610 | \$41,220 |
| Future Earnings (Lost Wages) | \$0 | \$0 | \$102,088 | \$0 | \$40,950 | \$143,038 |
| Public Services | \$0 | \$0 | \$352 | \$0 | \$705 | \$1,057 |
| Adjudication & Sanctioning | \$0 | \$0 | \$13,784 | \$0 | \$4,665 | \$18,449 |
| Property Damage & Loss | \$0 | \$0 | \$18,640 | \$0 | \$50,985 | \$69,625 |
| Subtotal (Monetary Cost) | \$0 | \$0 | \$170,474 | \$0 | \$102,915 | \$273,389 |
| Quality of Life | \$0 | \$0 | \$379,588 | \$0 | \$33,135 | \$412,723 |
| Total (Comprehensive Cost) | \$0 | \$0 | \$550,062 | \$0 | \$136,050 | \$686,112 |

Baraga County Traffic Crashes and Crime

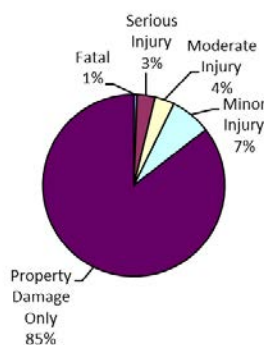
| Traffic Crash Casualty Severity | Traffic Crash Casualties | Traffic Crash Costs |
|--|--------------------------|---------------------|
| Fatal | 2 | \$17,750,783 |
| Serious Injury | 11 | \$5,361,288 |
| Moderate Injury | 12 | \$1,619,319 |
| Minor Injury | 25 | \$1,680,008 |
| Property Damage Only | 294 | \$1,278,148 |
| Total | 344 | \$27,689,546 |
| Average cost of traffic crash casualty | \$80,493 | |

| Index Crime Category | Number of Index Crimes | Index Crime Costs |
|-----------------------------|------------------------|-------------------|
| Murder | 0 | \$0 |
| Rape | 2 | \$801,484 |
| Aggravated Assault | 8 | \$251,446 |
| Robbery | 0 | \$0 |
| Larceny | 35 | \$143,111 |
| Burglary | 16 | \$71,348 |
| Motor Vehicle Theft | 3 | \$27,408 |
| Total | 64 | \$1,294,797 |
| Average cost of index crime | \$20,231 | |

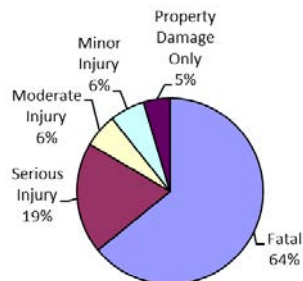
| Costs of Traffic Crashes in Baraga County (2015 dollars) | | | | | | |
|--|---------------------|--------------------|--------------------|--------------------|----------------------|---------------------|
| | Fatal | Serious Injury | Moderate Injury | Minor Injury | Property Damage Only | Total |
| Medical Care | \$23,861 | \$289,655 | \$75,546 | \$143,487 | \$76,508 | \$609,058 |
| Future Earnings (Lost Wages) | \$2,407,468 | \$442,286 | \$139,486 | \$216,322 | \$87,567 | \$3,293,129 |
| Public Services | \$1,800 | \$1,916 | \$919 | \$1,449 | \$6,441 | \$12,524 |
| Adjudication & Sanctioning | \$212,513 | \$93,922 | \$20,168 | \$28,064 | \$5,200 | \$359,867 |
| Property Damage & Loss | \$46,305 | \$70,289 | \$46,882 | \$95,793 | \$793,730 | \$1,052,999 |
| Subtotal (Monetary Cost) | \$2,691,948 | \$898,068 | \$283,001 | \$485,115 | \$969,446 | \$5,327,577 |
| Quality of Life | \$15,058,835 | \$4,463,221 | \$1,336,318 | \$1,194,893 | \$308,702 | \$22,361,968 |
| Total (Comprehensive Cost) | \$17,750,783 | \$5,361,288 | \$1,619,319 | \$1,680,008 | \$1,278,148 | \$27,689,546 |

| Costs of Index Crimes in Baraga County (2015 dollars) | | | | | | | | |
|---|------------|------------------|--------------------|------------|------------------|-----------------|---------------------|--------------------|
| | Murder | Rape | Aggravated Assault | Robbery | Larceny | Burglary | Motor Vehicle Theft | Total |
| Medical Care | \$0 | \$17,965 | \$12,382 | \$0 | \$0 | \$0 | \$0 | \$30,347 |
| Future Earnings (Lost Wages) | \$0 | \$11,209 | \$8,752 | \$0 | \$919 | \$529 | \$297 | \$21,706 |
| Public Services | \$0 | \$1,577 | \$2,674 | \$0 | \$15,434 | \$7,180 | \$806 | \$27,671 |
| Adjudication & Sanctioning | \$0 | \$49,250 | \$94,721 | \$0 | \$71,281 | \$12,420 | \$5,322 | \$232,995 |
| Property Damage and Loss | \$0 | \$313 | \$559 | \$0 | \$32,689 | \$40,935 | \$19,227 | \$93,723 |
| Subtotal (Monetary Cost) | \$0 | \$80,314 | \$119,088 | \$0 | \$120,322 | \$61,063 | \$25,653 | \$406,441 |
| Quality of Life | \$0 | \$721,170 | \$132,358 | \$0 | \$22,789 | \$10,285 | \$1,754 | \$888,356 |
| Total (Comprehensive Costs) | \$0 | \$801,484 | \$251,446 | \$0 | \$143,111 | \$71,348 | \$27,408 | \$1,294,797 |

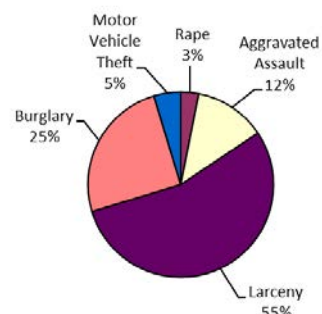
Traffic Crash Casualties



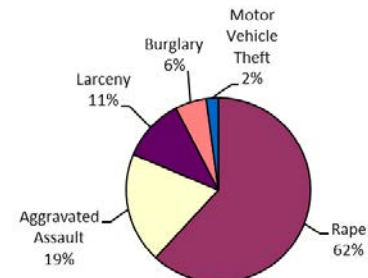
Traffic Crash Costs



Index Crimes



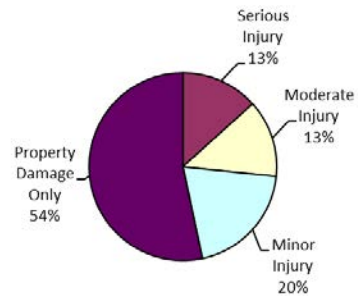
Index Crime Costs



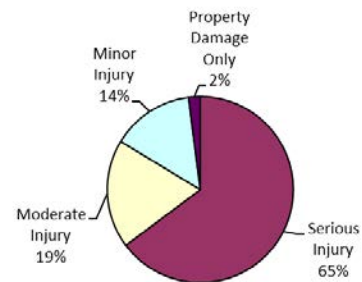
Baraga County Alcohol-Involved Crashes

| Crash Casualty Severity | Crash Casualties | Crash Costs |
|--------------------------------|------------------|--------------|
| Fatal | 1 | \$8,875,391 |
| Serious Injury | 2 | \$1,169,515 |
| Moderate Injury | 2 | \$340,980 |
| Minor Injury | 3 | \$258,223 |
| Property Damage Only | 8 | \$36,627 |
| Total | 16 | \$10,680,737 |
| Average cost of crash casualty | \$667,546 | |

Crash Casualties



Crash Costs

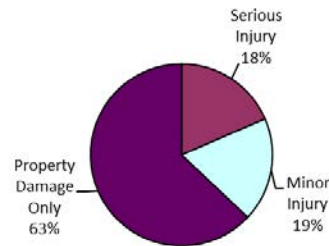


| Costs of Alcohol-Involved Crashes in Baraga County (2015 dollars) | | | | | | |
|---|--------------------|--------------------|------------------|------------------|----------------------|---------------------|
| | Fatal | Serious Injury | Moderate Injury | Minor Injury | Property Damage Only | Total |
| Medical Care | \$11,931 | \$109,460 | \$27,641 | \$31,695 | \$2,453 | \$183,180 |
| Future Earnings (Lost Wages) | \$1,203,734 | \$169,446 | \$51,169 | \$47,684 | \$2,732 | \$1,474,765 |
| Public Services | \$900 | \$778 | \$347 | \$330 | \$232 | \$2,587 |
| Adjudication & Sanctioning | \$106,256 | \$25,791 | \$7,012 | \$6,522 | \$384 | \$145,966 |
| Property Damage & Loss | \$23,153 | \$22,579 | \$14,895 | \$18,800 | \$21,923 | \$101,349 |
| Subtotal (Monetary Cost) | \$1,345,974 | \$328,054 | \$101,064 | \$105,031 | \$27,724 | \$1,907,847 |
| Quality of Life | \$7,529,418 | \$841,461 | \$239,916 | \$153,193 | \$8,903 | \$8,772,890 |
| Total (Comprehensive Cost) | \$8,875,391 | \$1,169,515 | \$340,980 | \$258,223 | \$36,627 | \$10,680,737 |

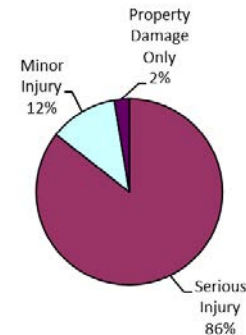
Baraga County Teen Driver Crashes

| Crash Casualty Severity | Crash Casualties | Crash Costs |
|--------------------------------|------------------|-------------|
| Fatal | 0 | \$0 |
| Serious Injury | 5 | \$2,436,949 |
| Moderate Injury | 0 | \$0 |
| Minor Injury | 5 | \$336,002 |
| Property Damage Only | 17 | \$73,907 |
| Total | 27 | \$2,846,857 |
| Average cost of crash casualty | | \$105,439 |

Crash Casualties



Crash Costs



| Costs of Teen Driver Crashes in Baraga County (2015 dollars) | | | | | | |
|--|------------|--------------------|-----------------|------------------|----------------------|--------------------|
| | Fatal | Serious Injury | Moderate Injury | Minor Injury | Property Damage Only | Total |
| Medical Care | \$0 | \$131,661 | \$0 | \$28,697 | \$4,424 | \$164,783 |
| Future Earnings (Lost Wages) | \$0 | \$201,039 | \$0 | \$43,264 | \$5,063 | \$249,367 |
| Public Services | \$0 | \$871 | \$0 | \$290 | \$372 | \$1,533 |
| Adjudication & Sanctioning | \$0 | \$42,692 | \$0 | \$5,613 | \$301 | \$48,605 |
| Property Damage & Loss | \$0 | \$31,949 | \$0 | \$19,159 | \$45,896 | \$97,004 |
| Subtotal (Monetary Cost) | \$0 | \$408,213 | \$0 | \$97,023 | \$56,056 | \$561,292 |
| Quality of Life | \$0 | \$2,028,737 | \$0 | \$238,979 | \$17,850 | \$2,285,565 |
| Total (Comprehensive Cost) | \$0 | \$2,436,949 | \$0 | \$336,002 | \$73,907 | \$2,846,857 |

Baraga County Motorcycle Crashes

| Injury Severity | Motorcyclist Crash Victims | Motorcyclist Victim Costs |
|--------------------------------|-------------------------------|------------------------------|
| Fatal | 0 | \$0 |
| Serious Injury | 1 | \$510,887 |
| Moderate Injury | 2 | \$237,619 |
| Minor Injury | 2 | \$223,949 |
| Property Damage Only | 0 | \$0 |
| Total | 5 | \$972,454 |
| Average cost of crash casualty | | \$194,491 |

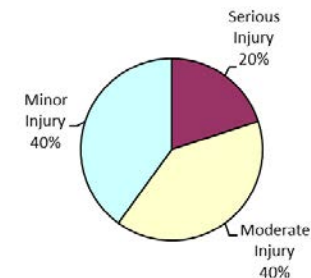
| Injury Severity | Non-motorcyclist Crash Victims | Non-motorcyclist Victim Costs |
|--------------------------------|-----------------------------------|----------------------------------|
| Fatal | 0 | \$0 |
| Serious Injury | 0 | \$0 |
| Moderate Injury | 0 | \$0 |
| Minor Injury | 0 | \$0 |
| Property Damage Only | 0 | \$0 |
| Total | 0 | \$0 |
| Average cost of crash casualty | | \$0 |

| Motorcyclist Victim Costs in Motorcycle Crashes in Baraga County (2015 dollars) | | | | | | |
|---|-------|----------------|-----------------|--------------|----------------------|-----------|
| | Fatal | Serious Injury | Moderate Injury | Minor Injury | Property Damage Only | Total |
| Medical Care | \$0 | \$41,778 | \$18,073 | \$17,212 | \$0 | \$77,064 |
| Future Earnings (Lost Wages) | \$0 | \$61,228 | \$30,479 | \$28,350 | \$0 | \$120,057 |
| Public Services | \$0 | \$354 | \$345 | \$328 | \$0 | \$1,027 |
| Adjudication & Sanctioning | \$0 | \$9,502 | \$5,341 | \$4,992 | \$0 | \$19,836 |
| Property Damage & Loss | \$0 | \$9,856 | \$15,679 | \$15,134 | \$0 | \$40,669 |
| Subtotal (Monetary Cost) | \$0 | \$122,717 | \$69,918 | \$66,017 | \$0 | \$258,652 |
| Quality of Life | \$0 | \$388,170 | \$167,701 | \$157,932 | \$0 | \$713,802 |
| Total (Comprehensive Cost) | \$0 | \$510,887 | \$237,619 | \$223,949 | \$0 | \$972,454 |

| Non-motorcyclist Victim Costs in Motorcycle Crashes in Baraga County (2015 dollars) | | | | | | |
|---|-------|----------------|-----------------|--------------|----------------------|-------|
| | Fatal | Serious Injury | Moderate Injury | Minor Injury | Property Damage Only | Total |
| Medical Care | \$0 | \$0 | \$0 | \$0 | \$0 | \$0 |
| Future Earnings (Lost Wages) | \$0 | \$0 | \$0 | \$0 | \$0 | \$0 |
| Public Services | \$0 | \$0 | \$0 | \$0 | \$0 | \$0 |
| Adjudication & Sanctioning | \$0 | \$0 | \$0 | \$0 | \$0 | \$0 |
| Property Damage & Loss | \$0 | \$0 | \$0 | \$0 | \$0 | \$0 |
| Subtotal (Monetary Cost) | \$0 | \$0 | \$0 | \$0 | \$0 | \$0 |
| Quality of Life | \$0 | \$0 | \$0 | \$0 | \$0 | \$0 |
| Total (Comprehensive Cost) | \$0 | \$0 | \$0 | \$0 | \$0 | \$0 |

| Costs of Motorcycle Crashes in Baraga County (2015 dollars) | | | | | | |
|---|-------|----------------|-----------------|--------------|----------------------|-----------|
| | Fatal | Serious Injury | Moderate Injury | Minor Injury | Property Damage Only | Total |
| Medical Care | \$0 | \$41,778 | \$18,073 | \$17,212 | \$0 | \$77,064 |
| Future Earnings (Lost Wages) | \$0 | \$61,228 | \$30,479 | \$28,350 | \$0 | \$120,057 |
| Public Services | \$0 | \$354 | \$345 | \$328 | \$0 | \$1,027 |
| Adjudication & Sanctioning | \$0 | \$9,502 | \$5,341 | \$4,992 | \$0 | \$19,836 |
| Property Damage & Loss | \$0 | \$9,856 | \$15,679 | \$15,134 | \$0 | \$40,669 |
| Subtotal (Monetary Cost) | \$0 | \$122,717 | \$69,918 | \$66,017 | \$0 | \$258,652 |
| Quality of Life | \$0 | \$388,170 | \$167,701 | \$157,932 | \$0 | \$713,802 |
| Total (Comprehensive Cost) | \$0 | \$510,887 | \$237,619 | \$223,949 | \$0 | \$972,454 |

Motorcycle Crash Casualties



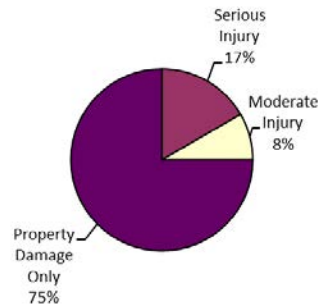
Motorcycle Crash Costs



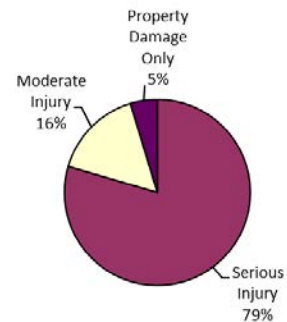
Baraga County Medium/Large Truck Crashes

| Crash Casualty Severity | Crash Casualties | Crash Costs |
|--------------------------------|------------------|-------------|
| Fatal | 0 | \$0 |
| Serious Injury | 2 | \$1,385,254 |
| Moderate Injury | 1 | \$275,031 |
| Minor Injury | 0 | \$0 |
| Property Damage Only | 9 | \$81,630 |
| Total | 12 | \$1,741,915 |
| Average cost of crash casualty | | \$145,160 |

Crash Casualties



Crash Costs



| Costs of Medium/Large Truck Crashes in Baraga County (2015 dollars) | | | | | | |
|---|------------|--------------------|------------------|--------------|----------------------|--------------------|
| | Fatal | Serious Injury | Moderate Injury | Minor Injury | Property Damage Only | Total |
| Medical Care | \$0 | \$83,494 | \$17,805 | \$0 | \$3,366 | \$104,665 |
| Future Earnings (Lost Wages) | \$0 | \$238,468 | \$51,044 | \$0 | \$24,570 | \$314,082 |
| Public Services | \$0 | \$644 | \$176 | \$0 | \$423 | \$1,243 |
| Adjudication & Sanctioning | \$0 | \$32,232 | \$6,892 | \$0 | \$2,799 | \$41,923 |
| Property Damage & Loss | \$0 | \$25,110 | \$9,320 | \$0 | \$30,591 | \$65,021 |
| Subtotal (Monetary Cost) | \$0 | \$379,948 | \$85,237 | \$0 | \$61,749 | \$526,934 |
| Quality of Life | \$0 | \$1,005,306 | \$189,794 | \$0 | \$19,881 | \$1,214,981 |
| Total (Comprehensive Cost) | \$0 | \$1,385,254 | \$275,031 | \$0 | \$81,630 | \$1,741,915 |

Barry County

Traffic Crashes and Crime

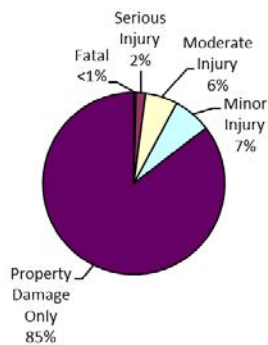
| Traffic Crash Casualty Severity | Traffic Crash Casualties | Traffic Crash Costs |
|--|--------------------------|---------------------|
| Fatal | 7 | \$62,127,740 |
| Serious Injury | 31 | \$15,109,085 |
| Moderate Injury | 105 | \$14,169,040 |
| Minor Injury | 124 | \$8,332,838 |
| Property Damage Only | 1,563 | \$6,795,052 |
| Total | 1,830 | \$106,533,755 |
| Average cost of traffic crash casualty | \$58,215 | |

| Index Crime Category | Number of Index Crimes | Index Crime Costs |
|-----------------------------|------------------------|-------------------|
| Murder | 2 | \$14,577,616 |
| Rape | 43 | \$17,231,908 |
| Aggravated Assault | 71 | \$2,231,581 |
| Robbery | 4 | \$136,717 |
| Larceny | 356 | \$1,455,646 |
| Burglary | 137 | \$610,920 |
| Motor Vehicle Theft | 31 | \$283,212 |
| Total | 644 | \$36,527,600 |
| Average cost of index crime | \$56,720 | |

| Costs of Traffic Crashes in Barry County (2015 dollars) | | | | | | |
|---|---------------------|---------------------|---------------------|--------------------|----------------------|----------------------|
| | Fatal | Serious Injury | Moderate Injury | Minor Injury | Property Damage Only | Total |
| Medical Care | \$83,515 | \$816,301 | \$661,029 | \$711,693 | \$406,744 | \$2,679,282 |
| Future Earnings (Lost Wages) | \$8,426,138 | \$1,246,442 | \$1,220,501 | \$1,072,958 | \$465,534 | \$12,431,573 |
| Public Services | \$6,300 | \$5,398 | \$8,040 | \$7,188 | \$34,240 | \$61,167 |
| Adjudication & Sanctioning | \$743,794 | \$264,691 | \$176,474 | \$139,196 | \$27,645 | \$1,351,800 |
| Property Damage & Loss | \$162,068 | \$198,086 | \$410,216 | \$475,133 | \$4,219,729 | \$5,465,233 |
| Subtotal (Monetary Cost) | \$9,421,817 | \$2,530,918 | \$2,476,260 | \$2,406,169 | \$5,153,892 | \$21,989,056 |
| Quality of Life | \$52,705,923 | \$12,578,167 | \$11,692,780 | \$5,926,669 | \$1,641,160 | \$84,544,699 |
| Total (Comprehensive Cost) | \$62,127,740 | \$15,109,085 | \$14,169,040 | \$8,332,838 | \$6,795,052 | \$106,533,755 |

| Costs of Index Crimes in Barry County (2015 dollars) | | | | | | | | |
|--|---------------------|---------------------|--------------------|------------------|--------------------|------------------|---------------------|---------------------|
| | Murder | Rape | Aggravated Assault | Robbery | Larceny | Burglary | Motor Vehicle Theft | Total |
| Medical Care | \$55,475 | \$386,246 | \$109,890 | \$6,137 | \$0 | \$0 | \$0 | \$557,748 |
| Future Earnings (Lost Wages) | \$1,837,138 | \$240,999 | \$77,671 | \$6,325 | \$9,345 | \$4,528 | \$3,074 | \$2,179,079 |
| Public Services | \$5,692 | \$33,896 | \$23,733 | \$1,616 | \$156,987 | \$61,475 | \$8,331 | \$291,730 |
| Adjudication & Sanctioning | \$788,740 | \$1,058,882 | \$840,652 | \$22,573 | \$725,029 | \$106,346 | \$54,998 | \$3,597,220 |
| Property Damage and Loss | \$349 | \$6,736 | \$4,959 | \$4,562 | \$332,491 | \$350,504 | \$198,680 | \$898,281 |
| Subtotal (Monetary Cost) | \$2,687,395 | \$1,726,759 | \$1,056,905 | \$41,214 | \$1,223,851 | \$522,853 | \$265,083 | \$7,524,060 |
| Quality of Life | \$11,890,221 | \$15,505,149 | \$1,174,676 | \$95,503 | \$231,795 | \$88,067 | \$18,129 | \$29,003,540 |
| Total (Comprehensive Costs) | \$14,577,616 | \$17,231,908 | \$2,231,581 | \$136,717 | \$1,455,646 | \$610,920 | \$283,212 | \$36,527,600 |

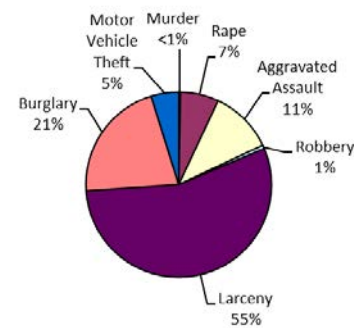
Traffic Crash Casualties



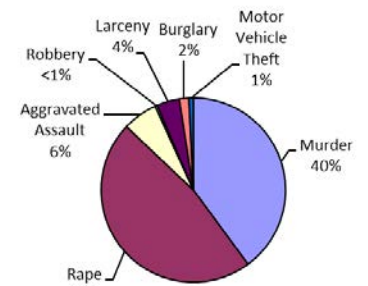
Traffic Crash Costs



Index Crimes



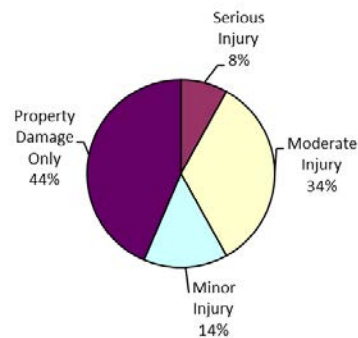
Index Crime Costs



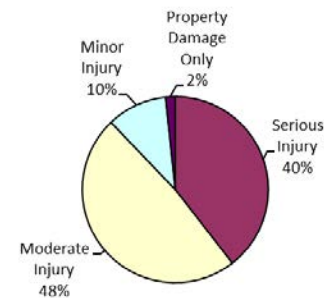
Barry County Alcohol-Involved Crashes

| Crash Casualty Severity | Crash Casualties | Crash Costs |
|--------------------------------|------------------|-------------|
| Fatal | 0 | \$0 |
| Serious Injury | 5 | \$2,923,787 |
| Moderate Injury | 21 | \$3,580,293 |
| Minor Injury | 9 | \$774,670 |
| Property Damage Only | 27 | \$123,616 |
| Total | 62 | \$7,402,367 |
| Average cost of crash casualty | \$119,393 | |

Crash Casualties



Crash Costs

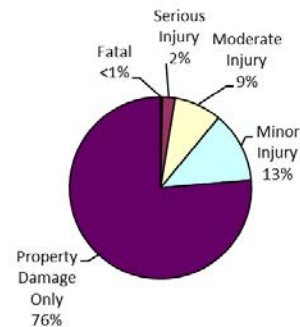


| Costs of Alcohol-Involved Crashes in Barry County (2015 dollars) | | | | | | |
|--|------------|--------------------|--------------------|------------------|----------------------|--------------------|
| | Fatal | Serious Injury | Moderate Injury | Minor Injury | Property Damage Only | Total |
| Medical Care | \$0 | \$273,649 | \$290,228 | \$95,085 | \$8,280 | \$667,243 |
| Future Earnings (Lost Wages) | \$0 | \$423,615 | \$537,272 | \$143,052 | \$9,222 | \$1,113,161 |
| Public Services | \$0 | \$1,945 | \$3,644 | \$989 | \$783 | \$7,361 |
| Adjudication & Sanctioning | \$0 | \$64,478 | \$73,630 | \$19,567 | \$1,295 | \$158,970 |
| Property Damage & Loss | \$0 | \$56,448 | \$156,398 | \$56,399 | \$73,989 | \$343,234 |
| Subtotal (Monetary Cost) | \$0 | \$820,135 | \$1,061,173 | \$315,093 | \$93,570 | \$2,289,970 |
| Quality of Life | \$0 | \$2,103,652 | \$2,519,120 | \$459,578 | \$30,047 | \$5,112,396 |
| Total (Comprehensive Cost) | \$0 | \$2,923,787 | \$3,580,293 | \$774,670 | \$123,616 | \$7,402,367 |

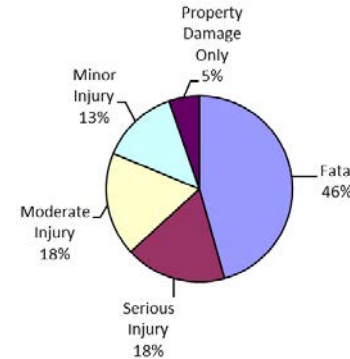
Barry County Teen Driver Crashes

| Crash Casualty Severity | Crash Casualties | Crash Costs |
|--------------------------------|------------------|--------------|
| Fatal | 1 | \$8,875,391 |
| Serious Injury | 7 | \$3,411,729 |
| Moderate Injury | 26 | \$3,508,524 |
| Minor Injury | 39 | \$2,620,812 |
| Property Damage Only | 236 | \$1,025,996 |
| Total | 309 | \$19,442,453 |
| Average cost of crash casualty | | \$62,921 |

Crash Casualties



Crash Costs



| Costs of Teen Driver Crashes in Barry County (2015 dollars) | | | | | | |
|---|--------------------|--------------------|--------------------|--------------------|----------------------|---------------------|
| | Fatal | Serious Injury | Moderate Injury | Minor Injury | Property Damage Only | Total |
| Medical Care | \$11,931 | \$184,326 | \$163,683 | \$223,839 | \$61,415 | \$645,194 |
| Future Earnings (Lost Wages) | \$1,203,734 | \$281,455 | \$302,219 | \$337,463 | \$70,292 | \$2,195,162 |
| Public Services | \$900 | \$1,219 | \$1,991 | \$2,261 | \$5,170 | \$11,541 |
| Adjudication & Sanctioning | \$106,256 | \$59,769 | \$43,698 | \$43,779 | \$4,174 | \$257,677 |
| Property Damage & Loss | \$23,153 | \$44,729 | \$101,577 | \$149,437 | \$637,144 | \$956,040 |
| Subtotal (Monetary Cost) | \$1,345,974 | \$571,498 | \$613,169 | \$756,779 | \$778,195 | \$4,065,614 |
| Quality of Life | \$7,529,418 | \$2,840,231 | \$2,895,355 | \$1,864,033 | \$247,801 | \$15,376,839 |
| Total (Comprehensive Cost) | \$8,875,391 | \$3,411,729 | \$3,508,524 | \$2,620,812 | \$1,025,996 | \$19,442,453 |

Barry County Motorcycle Crashes

| Injury Severity | Motorcyclist Crash Victims | Motorcyclist Victim Costs |
|--------------------------------|-------------------------------|------------------------------|
| Fatal | 1 | \$8,815,923 |
| Serious Injury | 6 | \$3,065,319 |
| Moderate Injury | 5 | \$594,047 |
| Minor Injury | 2 | \$223,949 |
| Property Damage Only | 16 | \$63,777 |
| Total | 30 | \$12,763,015 |
| Average cost of crash casualty | \$425,434 | |

| Injury Severity | Non-motorcyclist Crash Victims | Non-motorcyclist Victim Costs |
|--------------------------------|-----------------------------------|----------------------------------|
| Fatal | 0 | \$0 |
| Serious Injury | 0 | \$0 |
| Moderate Injury | 0 | \$0 |
| Minor Injury | 0 | \$0 |
| Property Damage Only | 10 | \$28,344 |
| Total | 10 | \$28,344 |
| Average cost of crash casualty | \$2,834 | |

| Motorcyclist Victim Costs in Motorcycle Crashes in Barry County (2015 dollars) | | | | | | |
|--|-------------|----------------|-----------------|--------------|----------------------|--------------|
| | Fatal | Serious Injury | Moderate Injury | Minor Injury | Property Damage Only | Total |
| Medical Care | \$11,931 | \$250,667 | \$45,184 | \$17,212 | \$2,214 | \$327,207 |
| Future Earnings (Lost Wages) | \$1,209,483 | \$367,366 | \$76,198 | \$28,350 | \$3,507 | \$1,684,904 |
| Public Services | \$788 | \$2,121 | \$863 | \$328 | \$963 | \$5,064 |
| Adjudication & Sanctioning | \$106,257 | \$57,011 | \$13,354 | \$4,992 | \$2,970 | \$184,584 |
| Property Damage & Loss | \$12,951 | \$59,135 | \$39,197 | \$15,134 | \$37,390 | \$163,808 |
| Subtotal (Monetary Cost) | \$1,341,410 | \$736,301 | \$174,795 | \$66,017 | \$47,044 | \$2,365,567 |
| Quality of Life | \$7,474,513 | \$2,329,018 | \$419,252 | \$157,932 | \$16,733 | \$10,397,449 |
| Total (Comprehensive Cost) | \$8,815,923 | \$3,065,319 | \$594,047 | \$223,949 | \$63,777 | \$12,763,015 |

| Non-motorcyclist Victim Costs in Motorcycle Crashes in Barry County (2015 dollars) | | | | | | |
|--|-------|----------------|-----------------|--------------|----------------------|----------|
| | Fatal | Serious Injury | Moderate Injury | Minor Injury | Property Damage Only | Total |
| Medical Care | \$0 | \$0 | \$0 | \$0 | \$0 | \$0 |
| Future Earnings (Lost Wages) | \$0 | \$0 | \$0 | \$0 | \$885 | \$885 |
| Public Services | \$0 | \$0 | \$0 | \$0 | \$210 | \$210 |
| Adjudication & Sanctioning | \$0 | \$0 | \$0 | \$0 | \$0 | \$0 |
| Property Damage & Loss | \$0 | \$0 | \$0 | \$0 | \$27,250 | \$27,250 |
| Subtotal (Monetary Cost) | \$0 | \$0 | \$0 | \$0 | \$28,344 | \$28,344 |
| Quality of Life | \$0 | \$0 | \$0 | \$0 | \$0 | \$0 |
| Total (Comprehensive Cost) | \$0 | \$0 | \$0 | \$0 | \$28,344 | \$28,344 |

| Costs of Motorcycle Crashes in Barry County (2015 dollars) | | | | | | |
|--|-------------|----------------|-----------------|--------------|----------------------|--------------|
| | Fatal | Serious Injury | Moderate Injury | Minor Injury | Property Damage Only | Total |
| Medical Care | \$11,931 | \$250,667 | \$45,184 | \$17,212 | \$2,214 | \$327,207 |
| Future Earnings (Lost Wages) | \$1,209,483 | \$367,366 | \$76,198 | \$28,350 | \$4,392 | \$1,685,788 |
| Public Services | \$788 | \$2,121 | \$863 | \$328 | \$1,172 | \$5,274 |
| Adjudication & Sanctioning | \$106,257 | \$57,011 | \$13,354 | \$4,992 | \$2,970 | \$184,584 |
| Property Damage & Loss | \$12,951 | \$59,135 | \$39,197 | \$15,134 | \$64,640 | \$191,058 |
| Subtotal (Monetary Cost) | \$1,341,410 | \$736,301 | \$174,795 | \$66,017 | \$75,388 | \$2,393,911 |
| Quality of Life | \$7,474,513 | \$2,329,018 | \$419,252 | \$157,932 | \$16,733 | \$10,397,449 |
| Total (Comprehensive Cost) | \$8,815,923 | \$3,065,319 | \$594,047 | \$223,949 | \$92,121 | \$12,791,359 |

Motorcycle Crash Casualties



Motorcycle Crash Costs

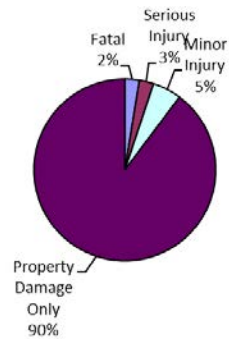


Barry County

Medium/Large Truck Crashes

| Crash Casualty Severity | Crash Casualties | Crash Costs |
|--------------------------------|------------------|--------------|
| Fatal | 1 | \$8,883,936 |
| Serious Injury | 1 | \$692,627 |
| Moderate Injury | 0 | \$0 |
| Minor Injury | 2 | \$259,008 |
| Property Damage Only | 35 | \$317,450 |
| Total | 39 | \$10,153,021 |
| Average cost of crash casualty | \$260,334 | |

Crash Casualties



Crash Costs



| Costs of Medium/Large Truck Crashes in Barry County (2015 dollars) | | | | | | |
|--|-------------|----------------|-----------------|--------------|----------------------|--------------|
| | Fatal | Serious Injury | Moderate Injury | Minor Injury | Property Damage Only | Total |
| Medical Care | \$11,931 | \$41,747 | \$0 | \$16,330 | \$13,090 | \$83,098 |
| Future Earnings (Lost Wages) | \$1,203,734 | \$119,234 | \$0 | \$43,576 | \$95,550 | \$1,462,094 |
| Public Services | \$900 | \$322 | \$0 | \$386 | \$1,645 | \$3,253 |
| Adjudication & Sanctioning | \$106,256 | \$16,116 | \$0 | \$5,998 | \$10,885 | \$139,255 |
| Property Damage & Loss | \$31,697 | \$12,555 | \$0 | \$13,418 | \$118,965 | \$176,635 |
| Subtotal (Monetary Cost) | \$1,354,518 | \$189,974 | \$0 | \$79,708 | \$240,135 | \$1,864,335 |
| Quality of Life | \$7,529,418 | \$502,653 | \$0 | \$179,300 | \$77,315 | \$8,288,686 |
| Total (Comprehensive Cost) | \$8,883,936 | \$692,627 | \$0 | \$259,008 | \$317,450 | \$10,153,021 |

Bay County

Traffic Crashes and Crime

| Traffic Crash Casualty Severity | Traffic Crash Casualties | Traffic Crash Costs |
|--|--------------------------|---------------------|
| Fatal | 15 | \$133,130,871 |
| Serious Injury | 65 | \$31,680,339 |
| Moderate Injury | 158 | \$21,321,032 |
| Minor Injury | 494 | \$33,196,952 |
| Property Damage Only | 3,913 | \$17,011,540 |
| Total | 4,645 | \$236,340,735 |
| Average cost of traffic crash casualty | \$50,881 | |

| Index Crime Category | Number of Index Crimes | Index Crime Costs |
|-----------------------------|------------------------|-------------------|
| Murder | 0 | \$0 |
| Rape | 84 | \$33,662,332 |
| Aggravated Assault | 157 | \$4,934,622 |
| Robbery | 39 | \$1,332,989 |
| Larceny | 1,333 | \$5,450,495 |
| Burglary | 531 | \$2,367,873 |
| Motor Vehicle Theft | 89 | \$813,093 |
| Total | 2,233 | \$48,561,403 |
| Average cost of index crime | \$21,747 | |

| Costs of Traffic Crashes in Bay County (2015 dollars) | | | | | | |
|---|----------------------|---------------------|---------------------|---------------------|----------------------|----------------------|
| | Fatal | Serious Injury | Moderate Injury | Minor Injury | Property Damage Only | Total |
| Medical Care | \$178,961 | \$1,711,599 | \$994,692 | \$2,835,294 | \$1,018,290 | \$6,738,836 |
| Future Earnings (Lost Wages) | \$18,056,011 | \$2,613,507 | \$1,836,563 | \$4,274,526 | \$1,165,474 | \$27,946,081 |
| Public Services | \$13,501 | \$11,319 | \$12,099 | \$28,638 | \$85,720 | \$151,277 |
| Adjudication & Sanctioning | \$1,593,845 | \$554,997 | \$265,551 | \$554,540 | \$69,210 | \$3,038,142 |
| Property Damage & Loss | \$347,289 | \$415,342 | \$617,278 | \$1,892,867 | \$10,564,172 | \$13,836,949 |
| Subtotal (Monetary Cost) | \$20,189,607 | \$5,306,764 | \$3,726,182 | \$9,585,866 | \$12,902,866 | \$51,711,285 |
| Quality of Life | \$112,941,264 | \$26,373,576 | \$17,594,850 | \$23,611,086 | \$4,108,674 | \$184,629,450 |
| Total (Comprehensive Cost) | \$133,130,871 | \$31,680,339 | \$21,321,032 | \$33,196,952 | \$17,011,540 | \$236,340,735 |

| Costs of Index Crimes in Bay County (2015 dollars) | | | | | | | | |
|--|------------|---------------------|--------------------|--------------------|--------------------|--------------------|---------------------|---------------------|
| | Murder | Rape | Aggravated Assault | Robbery | Larceny | Burglary | Motor Vehicle Theft | Total |
| Medical Care | \$0 | \$754,527 | \$242,995 | \$59,839 | \$0 | \$0 | \$0 | \$1,057,362 |
| Future Earnings (Lost Wages) | \$0 | \$470,788 | \$171,750 | \$61,669 | \$34,990 | \$17,552 | \$8,825 | \$765,574 |
| Public Services | \$0 | \$66,216 | \$52,481 | \$15,761 | \$587,818 | \$238,273 | \$23,917 | \$984,466 |
| Adjudication & Sanctioning | \$0 | \$2,068,514 | \$1,858,907 | \$220,084 | \$2,714,785 | \$412,187 | \$157,898 | \$7,432,375 |
| Property Damage and Loss | \$0 | \$13,159 | \$10,966 | \$44,480 | \$1,244,974 | \$1,358,522 | \$570,403 | \$3,242,504 |
| Subtotal (Monetary Cost) | \$0 | \$3,373,203 | \$2,337,100 | \$401,833 | \$4,582,566 | \$2,026,534 | \$761,044 | \$13,482,281 |
| Quality of Life | \$0 | \$30,289,128 | \$2,597,522 | \$931,156 | \$867,928 | \$341,339 | \$52,048 | \$35,079,122 |
| Total (Comprehensive Costs) | \$0 | \$33,662,332 | \$4,934,622 | \$1,332,989 | \$5,450,495 | \$2,367,873 | \$813,093 | \$48,561,403 |

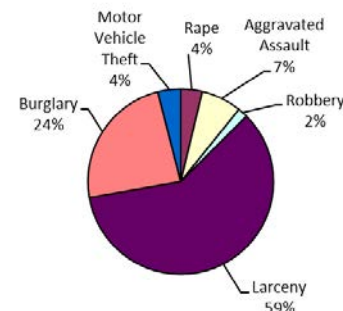
Traffic Crash Casualties



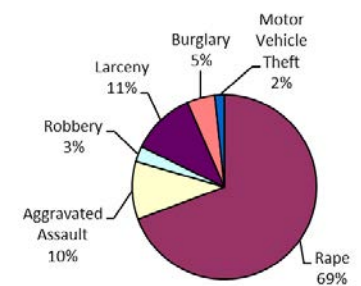
Traffic Crash Costs



Index Crimes



Index Crime Costs

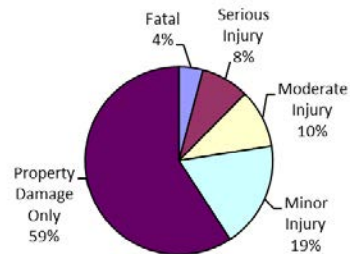


Bay County

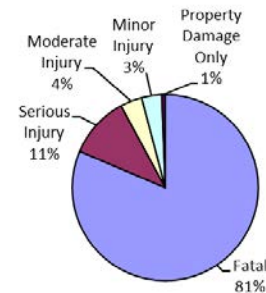
Alcohol-Involved Crashes

| Crash Casualty Severity | Crash Casualties | Crash Costs |
|--------------------------------|------------------|---------------------|
| Fatal | 7 | \$62,127,740 |
| Serious Injury | 14 | \$8,186,604 |
| Moderate Injury | 17 | \$2,898,332 |
| Minor Injury | 31 | \$2,668,309 |
| Property Damage Only | 100 | \$457,838 |
| Total | 169 | \$76,338,823 |
| Average cost of crash casualty | | \$451,709 |

Crash Casualties



Crash Costs

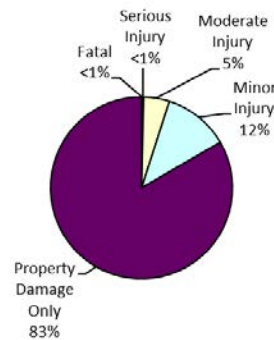


| Costs of Alcohol-Involved Crashes in Bay County (2015 dollars) | | | | | | |
|--|---------------------|--------------------|--------------------|--------------------|----------------------|---------------------|
| | Fatal | Serious Injury | Moderate Injury | Minor Injury | Property Damage Only | Total |
| Medical Care | \$83,515 | \$766,218 | \$234,947 | \$327,515 | \$30,668 | \$1,442,863 |
| Future Earnings (Lost Wages) | \$8,426,138 | \$1,186,121 | \$434,935 | \$492,736 | \$34,156 | \$10,574,086 |
| Public Services | \$6,300 | \$5,447 | \$2,950 | \$3,406 | \$2,900 | \$21,003 |
| Adjudication & Sanctioning | \$743,794 | \$180,538 | \$59,605 | \$67,398 | \$4,798 | \$1,056,134 |
| Property Damage & Loss | \$162,068 | \$158,055 | \$126,608 | \$194,263 | \$274,033 | \$915,028 |
| Subtotal (Monetary Cost) | \$9,421,817 | \$2,296,379 | \$859,045 | \$1,085,319 | \$346,554 | \$14,009,114 |
| Quality of Life | \$52,705,923 | \$5,890,225 | \$2,039,288 | \$1,582,990 | \$111,284 | \$62,329,709 |
| Total (Comprehensive Cost) | \$62,127,740 | \$8,186,604 | \$2,898,332 | \$2,668,309 | \$457,838 | \$76,338,823 |

Bay County Teen Driver Crashes

| Crash Casualty Severity | Crash Casualties | Crash Costs |
|--------------------------------|------------------|--------------|
| Fatal | 1 | \$8,875,391 |
| Serious Injury | 2 | \$974,780 |
| Moderate Injury | 36 | \$4,857,957 |
| Minor Injury | 92 | \$6,182,428 |
| Property Damage Only | 656 | \$2,851,922 |
| Total | 787 | \$23,742,478 |
| Average cost of crash casualty | | \$30,168 |

Crash Casualties



Crash Costs



| Costs of Teen Driver Crashes in Bay County (2015 dollars) | | | | | | |
|---|--------------------|------------------|--------------------|--------------------|----------------------|---------------------|
| | Fatal | Serious Injury | Moderate Injury | Minor Injury | Property Damage Only | Total |
| Medical Care | \$11,931 | \$52,665 | \$226,639 | \$528,031 | \$170,713 | \$989,977 |
| Future Earnings (Lost Wages) | \$1,203,734 | \$80,416 | \$418,457 | \$796,066 | \$195,387 | \$2,694,060 |
| Public Services | \$900 | \$348 | \$2,757 | \$5,333 | \$14,371 | \$23,709 |
| Adjudication & Sanctioning | \$106,256 | \$17,077 | \$60,505 | \$103,275 | \$11,603 | \$298,716 |
| Property Damage & Loss | \$23,153 | \$12,780 | \$140,646 | \$352,518 | \$1,771,044 | \$2,300,140 |
| Subtotal (Monetary Cost) | \$1,345,974 | \$163,285 | \$849,004 | \$1,785,222 | \$2,163,118 | \$6,306,602 |
| Quality of Life | \$7,529,418 | \$811,495 | \$4,008,953 | \$4,397,206 | \$688,804 | \$17,435,876 |
| Total (Comprehensive Cost) | \$8,875,391 | \$974,780 | \$4,857,957 | \$6,182,428 | \$2,851,922 | \$23,742,478 |

Bay County Motorcycle Crashes

| Injury Severity | Motorcyclist Crash Victims | Motorcyclist Victim Costs |
|--------------------------------|-------------------------------|------------------------------|
| Fatal | 2 | \$17,631,846 |
| Serious Injury | 4 | \$2,043,546 |
| Moderate Injury | 6 | \$712,857 |
| Minor Injury | 10 | \$1,119,745 |
| Property Damage Only | 15 | \$59,790 |
| Total | 37 | \$21,567,784 |
| Average cost of crash casualty | \$582,913 | |

| Injury Severity | Non-motorcyclist Crash Victims | Non-motorcyclist Victim Costs |
|--------------------------------|-----------------------------------|----------------------------------|
| Fatal | 0 | \$0 |
| Serious Injury | 0 | \$0 |
| Moderate Injury | 0 | \$0 |
| Minor Injury | 2 | \$134,401 |
| Property Damage Only | 8 | \$22,675 |
| Total | 10 | \$157,076 |
| Average cost of crash casualty | \$15,708 | |

| Motorcyclist Victim Costs in Motorcycle Crashes in Bay County (2015 dollars) | | | | | | |
|--|--------------|----------------|-----------------|--------------|----------------------|--------------|
| | Fatal | Serious Injury | Moderate Injury | Minor Injury | Property Damage Only | Total |
| Medical Care | \$23,861 | \$167,111 | \$54,220 | \$86,061 | \$2,075 | \$333,330 |
| Future Earnings (Lost Wages) | \$2,418,966 | \$244,910 | \$91,438 | \$141,750 | \$3,288 | \$2,900,352 |
| Public Services | \$1,577 | \$1,414 | \$1,036 | \$1,642 | \$903 | \$6,571 |
| Adjudication & Sanctioning | \$212,514 | \$38,008 | \$16,024 | \$24,961 | \$2,784 | \$294,290 |
| Property Damage & Loss | \$25,902 | \$39,423 | \$47,036 | \$75,671 | \$35,054 | \$223,087 |
| Subtotal (Monetary Cost) | \$2,682,820 | \$490,867 | \$209,754 | \$330,085 | \$44,103 | \$3,757,630 |
| Quality of Life | \$14,949,027 | \$1,552,679 | \$503,103 | \$789,660 | \$15,687 | \$17,810,155 |
| Total (Comprehensive Cost) | \$17,631,846 | \$2,043,546 | \$712,857 | \$1,119,745 | \$59,790 | \$21,567,784 |

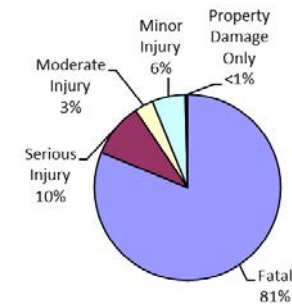
| Non-motorcyclist Victim Costs in Motorcycle Crashes in Bay County (2015 dollars) | | | | | | |
|--|-------|----------------|-----------------|--------------|----------------------|-----------|
| | Fatal | Serious Injury | Moderate Injury | Minor Injury | Property Damage Only | Total |
| Medical Care | \$0 | \$0 | \$0 | \$11,479 | \$0 | \$11,479 |
| Future Earnings (Lost Wages) | \$0 | \$0 | \$0 | \$17,306 | \$708 | \$18,014 |
| Public Services | \$0 | \$0 | \$0 | \$116 | \$168 | \$284 |
| Adjudication & Sanctioning | \$0 | \$0 | \$0 | \$2,245 | \$0 | \$2,245 |
| Property Damage & Loss | \$0 | \$0 | \$0 | \$7,663 | \$21,800 | \$29,463 |
| Subtotal (Monetary Cost) | \$0 | \$0 | \$0 | \$38,809 | \$22,675 | \$61,485 |
| Quality of Life | \$0 | \$0 | \$0 | \$95,591 | \$0 | \$95,591 |
| Total (Comprehensive Cost) | \$0 | \$0 | \$0 | \$134,401 | \$22,675 | \$157,076 |

| Costs of Motorcycle Crashes in Bay County (2015 dollars) | | | | | | |
|--|--------------|----------------|-----------------|--------------|----------------------|--------------|
| | Fatal | Serious Injury | Moderate Injury | Minor Injury | Property Damage Only | Total |
| Medical Care | \$23,861 | \$167,111 | \$54,220 | \$97,540 | \$2,075 | \$344,809 |
| Future Earnings (Lost Wages) | \$2,418,966 | \$244,910 | \$91,438 | \$159,055 | \$3,996 | \$2,918,365 |
| Public Services | \$1,577 | \$1,414 | \$1,036 | \$1,758 | \$1,070 | \$6,855 |
| Adjudication & Sanctioning | \$212,514 | \$38,008 | \$16,024 | \$27,206 | \$2,784 | \$296,535 |
| Property Damage & Loss | \$25,902 | \$39,423 | \$47,036 | \$83,335 | \$56,854 | \$252,550 |
| Subtotal (Monetary Cost) | \$2,682,820 | \$490,867 | \$209,754 | \$368,894 | \$66,779 | \$3,819,114 |
| Quality of Life | \$14,949,027 | \$1,552,679 | \$503,103 | \$885,251 | \$15,687 | \$17,905,746 |
| Total (Comprehensive Cost) | \$17,631,846 | \$2,043,546 | \$712,857 | \$1,254,145 | \$82,466 | \$21,724,860 |

Motorcycle Crash Casualties



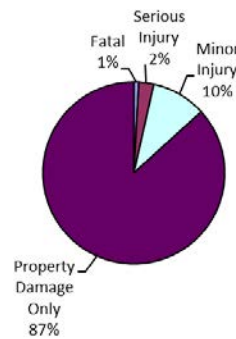
Motorcycle Crash Costs



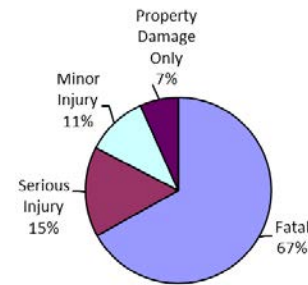
Bay County Medium/Large Truck Crashes

| Crash Casualty Severity | Crash Casualties | Crash Costs |
|--------------------------------|------------------|--------------|
| Fatal | 1 | \$8,883,936 |
| Serious Injury | 3 | \$2,077,881 |
| Moderate Injury | 3 | \$825,093 |
| Minor Injury | 11 | \$1,424,544 |
| Property Damage Only | 98 | \$888,860 |
| Total | 116 | \$14,100,314 |
| Average cost of crash casualty | | \$121,554 |

Crash Casualties



Crash Costs



| Costs of Medium/Large Truck Crashes in Bay County (2015 dollars) | | | | | | |
|--|--------------------|--------------------|------------------|--------------------|----------------------|---------------------|
| | Fatal | Serious Injury | Moderate Injury | Minor Injury | Property Damage Only | Total |
| Medical Care | \$11,931 | \$125,241 | \$53,415 | \$89,815 | \$36,652 | \$317,054 |
| Future Earnings (Lost Wages) | \$1,203,734 | \$357,702 | \$153,132 | \$239,668 | \$267,540 | \$2,221,776 |
| Public Services | \$900 | \$966 | \$528 | \$2,123 | \$4,606 | \$9,123 |
| Adjudication & Sanctioning | \$106,256 | \$48,348 | \$20,676 | \$32,989 | \$30,478 | \$238,747 |
| Property Damage & Loss | \$31,697 | \$37,665 | \$27,960 | \$73,799 | \$333,102 | \$504,223 |
| Subtotal (Monetary Cost) | \$1,354,518 | \$569,922 | \$255,711 | \$438,394 | \$672,378 | \$3,290,923 |
| Quality of Life | \$7,529,418 | \$1,507,959 | \$569,382 | \$986,150 | \$216,482 | \$10,809,391 |
| Total (Comprehensive Cost) | \$8,883,936 | \$2,077,881 | \$825,093 | \$1,424,544 | \$888,860 | \$14,100,314 |

Benzie County

Traffic Crashes and Crime

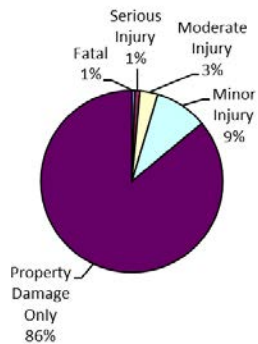
| Traffic Crash Casualty Severity | Traffic Crash Casualties | Traffic Crash Costs |
|--|--------------------------|---------------------|
| Fatal | 4 | \$35,501,566 |
| Serious Injury | 6 | \$2,924,339 |
| Moderate Injury | 22 | \$2,968,751 |
| Minor Injury | 65 | \$4,368,020 |
| Property Damage Only | 597 | \$2,595,423 |
| Total | 694 | \$48,358,099 |
| Average cost of traffic crash casualty | \$69,680 | |

| Index Crime Category | Number of Index Crimes | Index Crime Costs |
|-----------------------------|------------------------|-------------------|
| Murder | 0 | \$0 |
| Rape | 6 | \$2,404,452 |
| Aggravated Assault | 12 | \$377,169 |
| Robbery | 2 | \$68,358 |
| Larceny | 116 | \$474,312 |
| Burglary | 17 | \$75,808 |
| Motor Vehicle Theft | 0 | \$0 |
| Total | 153 | \$3,400,098 |
| Average cost of index crime | \$22,223 | |

| Costs of Traffic Crashes in Benzie County (2015 dollars) | | | | | | |
|--|---------------------|--------------------|--------------------|--------------------|----------------------|---------------------|
| | Fatal | Serious Injury | Moderate Injury | Minor Injury | Property Damage Only | Total |
| Medical Care | \$47,723 | \$157,994 | \$138,501 | \$373,065 | \$155,359 | \$872,642 |
| Future Earnings (Lost Wages) | \$4,814,936 | \$241,247 | \$255,724 | \$562,438 | \$177,814 | \$6,052,159 |
| Public Services | \$3,600 | \$1,045 | \$1,685 | \$3,768 | \$13,078 | \$23,176 |
| Adjudication & Sanctioning | \$425,025 | \$51,230 | \$36,975 | \$72,966 | \$10,559 | \$596,756 |
| Property Damage & Loss | \$92,611 | \$38,339 | \$85,950 | \$249,062 | \$1,611,758 | \$2,077,720 |
| Subtotal (Monetary Cost) | \$5,383,895 | \$489,855 | \$518,835 | \$1,261,298 | \$1,968,569 | \$9,622,453 |
| Quality of Life | \$30,117,670 | \$2,434,484 | \$2,449,916 | \$3,106,722 | \$626,854 | \$38,735,646 |
| Total (Comprehensive Cost) | \$35,501,566 | \$2,924,339 | \$2,968,751 | \$4,368,020 | \$2,595,423 | \$48,358,099 |

| Costs of Index Crimes in Benzie County (2015 dollars) | | | | | | | | |
|---|------------|--------------------|--------------------|-----------------|------------------|-----------------|---------------------|--------------------|
| | Murder | Rape | Aggravated Assault | Robbery | Larceny | Burglary | Motor Vehicle Theft | Total |
| Medical Care | \$0 | \$53,895 | \$18,573 | \$3,069 | \$0 | \$0 | \$0 | \$75,536 |
| Future Earnings (Lost Wages) | \$0 | \$33,628 | \$13,127 | \$3,163 | \$3,045 | \$562 | \$0 | \$53,524 |
| Public Services | \$0 | \$4,730 | \$4,011 | \$808 | \$51,153 | \$7,628 | \$0 | \$68,331 |
| Adjudication & Sanctioning | \$0 | \$147,751 | \$142,082 | \$11,286 | \$236,245 | \$13,196 | \$0 | \$550,561 |
| Property Damage and Loss | \$0 | \$940 | \$838 | \$2,281 | \$108,340 | \$43,493 | \$0 | \$155,892 |
| Subtotal (Monetary Cost) | \$0 | \$240,943 | \$178,632 | \$20,607 | \$398,783 | \$64,880 | \$0 | \$903,844 |
| Quality of Life | \$0 | \$2,163,509 | \$198,537 | \$47,752 | \$75,529 | \$10,928 | \$0 | \$2,496,254 |
| Total (Comprehensive Costs) | \$0 | \$2,404,452 | \$377,169 | \$68,358 | \$474,312 | \$75,808 | \$0 | \$3,400,098 |

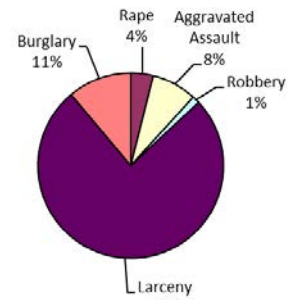
Traffic Crash Casualties



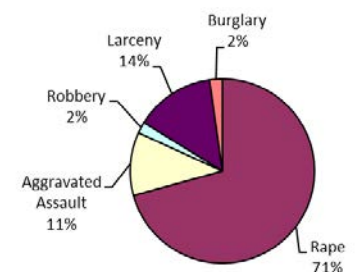
Traffic Crash Costs



Index Crimes



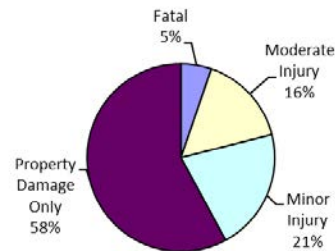
Index Crime Costs



Benzie County Alcohol-Involved Crashes

| Crash Casualty Severity | Crash Casualties | Crash Costs |
|--------------------------------|------------------|-------------|
| Fatal | 1 | \$8,875,391 |
| Serious Injury | 0 | \$0 |
| Moderate Injury | 3 | \$511,470 |
| Minor Injury | 4 | \$344,298 |
| Property Damage Only | 11 | \$50,362 |
| Total | 19 | \$9,781,522 |
| Average cost of crash casualty | \$514,817 | |

Crash Casualties



Crash Costs

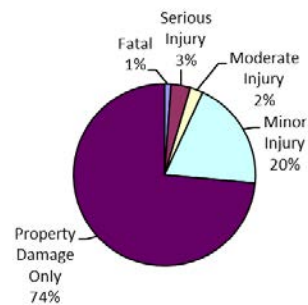


| Costs of Alcohol-Involved Crashes in Benzie County (2015 dollars) | | | | | | |
|---|--------------------|----------------|------------------|------------------|----------------------|--------------------|
| | Fatal | Serious Injury | Moderate Injury | Minor Injury | Property Damage Only | Total |
| Medical Care | \$11,931 | \$0 | \$41,461 | \$42,260 | \$3,373 | \$99,025 |
| Future Earnings (Lost Wages) | \$1,203,734 | \$0 | \$76,753 | \$63,579 | \$3,757 | \$1,347,823 |
| Public Services | \$900 | \$0 | \$521 | \$439 | \$319 | \$2,179 |
| Adjudication & Sanctioning | \$106,256 | \$0 | \$10,519 | \$8,697 | \$528 | \$125,999 |
| Property Damage & Loss | \$23,153 | \$0 | \$22,343 | \$25,066 | \$30,144 | \$100,705 |
| Subtotal (Monetary Cost) | \$1,345,974 | \$0 | \$151,596 | \$140,041 | \$38,121 | \$1,675,732 |
| Quality of Life | \$7,529,418 | \$0 | \$359,874 | \$204,257 | \$12,241 | \$8,105,790 |
| Total (Comprehensive Cost) | \$8,875,391 | \$0 | \$511,470 | \$344,298 | \$50,362 | \$9,781,522 |

Benzie County Teen Driver Crashes

| Crash Casualty Severity | Crash Casualties | Crash Costs |
|--------------------------------|------------------|---------------------|
| Fatal | 1 | \$8,875,391 |
| Serious Injury | 3 | \$1,462,170 |
| Moderate Injury | 2 | \$269,886 |
| Minor Injury | 17 | \$1,142,405 |
| Property Damage Only | 64 | \$278,236 |
| Total | 87 | \$12,028,089 |
| Average cost of crash casualty | | \$138,254 |

Crash Casualties



Crash Costs



| Costs of Teen Driver Crashes in Benzie County (2015 dollars) | | | | | | |
|--|--------------------|--------------------|------------------|--------------------|----------------------|---------------------|
| | Fatal | Serious Injury | Moderate Injury | Minor Injury | Property Damage Only | Total |
| Medical Care | \$11,931 | \$78,997 | \$12,591 | \$97,571 | \$16,655 | \$217,744 |
| Future Earnings (Lost Wages) | \$1,203,734 | \$120,623 | \$23,248 | \$147,099 | \$19,062 | \$1,513,766 |
| Public Services | \$900 | \$522 | \$153 | \$986 | \$1,402 | \$3,963 |
| Adjudication & Sanctioning | \$106,256 | \$25,615 | \$3,361 | \$19,083 | \$1,132 | \$155,448 |
| Property Damage & Loss | \$23,153 | \$19,170 | \$7,814 | \$65,139 | \$172,785 | \$288,060 |
| Subtotal (Monetary Cost) | \$1,345,974 | \$244,928 | \$47,167 | \$329,878 | \$211,036 | \$2,178,982 |
| Quality of Life | \$7,529,418 | \$1,217,242 | \$222,720 | \$812,527 | \$67,200 | \$9,849,107 |
| Total (Comprehensive Cost) | \$8,875,391 | \$1,462,170 | \$269,886 | \$1,142,405 | \$278,236 | \$12,028,089 |

Benzie County Motorcycle Crashes

| Injury Severity | Motorcyclist Crash Victims | Motorcyclist Victim Costs |
|--------------------------------|-------------------------------|------------------------------|
| Fatal | 0 | \$0 |
| Serious Injury | 2 | \$1,021,773 |
| Moderate Injury | 2 | \$237,619 |
| Minor Injury | 3 | \$335,923 |
| Property Damage Only | 1 | \$3,986 |
| Total | 8 | \$1,599,301 |
| Average cost of crash casualty | \$199,913 | |

| Injury Severity | Non-motorcyclist Crash Victims | Non-motorcyclist Victim Costs |
|--------------------------------|-----------------------------------|----------------------------------|
| Fatal | 0 | \$0 |
| Serious Injury | 0 | \$0 |
| Moderate Injury | 0 | \$0 |
| Minor Injury | 0 | \$0 |
| Property Damage Only | 0 | \$0 |
| Total | 0 | \$0 |
| Average cost of crash casualty | \$0 | |

| Motorcyclist Victim Costs in Motorcycle Crashes in Benzie County (2015 dollars) | | | | | | |
|---|-------|----------------|-----------------|--------------|----------------------|-------------|
| | Fatal | Serious Injury | Moderate Injury | Minor Injury | Property Damage Only | Total |
| Medical Care | \$0 | \$83,556 | \$18,073 | \$25,818 | \$138 | \$127,586 |
| Future Earnings (Lost Wages) | \$0 | \$122,455 | \$30,479 | \$42,525 | \$219 | \$195,679 |
| Public Services | \$0 | \$707 | \$345 | \$493 | \$60 | \$1,605 |
| Adjudication & Sanctioning | \$0 | \$19,004 | \$5,341 | \$7,488 | \$186 | \$32,019 |
| Property Damage & Loss | \$0 | \$19,712 | \$15,679 | \$22,701 | \$2,337 | \$60,429 |
| Subtotal (Monetary Cost) | \$0 | \$245,434 | \$69,918 | \$99,025 | \$2,940 | \$417,317 |
| Quality of Life | \$0 | \$776,339 | \$167,701 | \$236,898 | \$1,046 | \$1,181,984 |
| Total (Comprehensive Cost) | \$0 | \$1,021,773 | \$237,619 | \$335,923 | \$3,986 | \$1,599,301 |

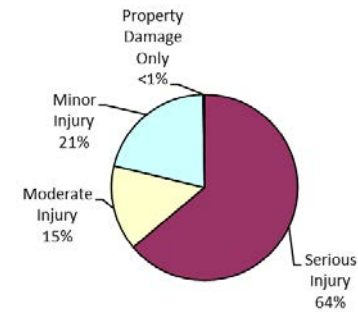
| Non-motorcyclist Victim Costs in Motorcycle Crashes in Benzie County (2015 dollars) | | | | | | |
|---|-------|----------------|-----------------|--------------|----------------------|-------|
| | Fatal | Serious Injury | Moderate Injury | Minor Injury | Property Damage Only | Total |
| Medical Care | \$0 | \$0 | \$0 | \$0 | \$0 | \$0 |
| Future Earnings (Lost Wages) | \$0 | \$0 | \$0 | \$0 | \$0 | \$0 |
| Public Services | \$0 | \$0 | \$0 | \$0 | \$0 | \$0 |
| Adjudication & Sanctioning | \$0 | \$0 | \$0 | \$0 | \$0 | \$0 |
| Property Damage & Loss | \$0 | \$0 | \$0 | \$0 | \$0 | \$0 |
| Subtotal (Monetary Cost) | \$0 | \$0 | \$0 | \$0 | \$0 | \$0 |
| Quality of Life | \$0 | \$0 | \$0 | \$0 | \$0 | \$0 |
| Total (Comprehensive Cost) | \$0 | \$0 | \$0 | \$0 | \$0 | \$0 |

| Costs of Motorcycle Crashes in Benzie County (2015 dollars) | | | | | | |
|---|-------|----------------|-----------------|--------------|----------------------|-------------|
| | Fatal | Serious Injury | Moderate Injury | Minor Injury | Property Damage Only | Total |
| Medical Care | \$0 | \$83,556 | \$18,073 | \$25,818 | \$138 | \$127,586 |
| Future Earnings (Lost Wages) | \$0 | \$122,455 | \$30,479 | \$42,525 | \$219 | \$195,679 |
| Public Services | \$0 | \$707 | \$345 | \$493 | \$60 | \$1,605 |
| Adjudication & Sanctioning | \$0 | \$19,004 | \$5,341 | \$7,488 | \$186 | \$32,019 |
| Property Damage & Loss | \$0 | \$19,712 | \$15,679 | \$22,701 | \$2,337 | \$60,429 |
| Subtotal (Monetary Cost) | \$0 | \$245,434 | \$69,918 | \$99,025 | \$2,940 | \$417,317 |
| Quality of Life | \$0 | \$776,339 | \$167,701 | \$236,898 | \$1,046 | \$1,181,984 |
| Total (Comprehensive Cost) | \$0 | \$1,021,773 | \$237,619 | \$335,923 | \$3,986 | \$1,599,301 |

Motorcycle Crash Casualties



Motorcycle Crash Costs

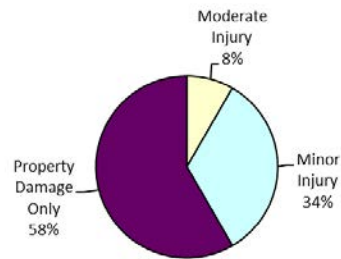


Benzie County

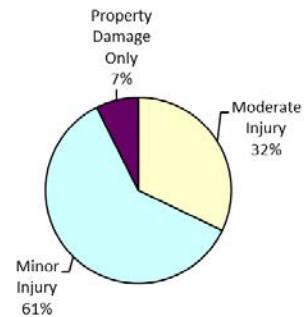
Medium/Large Truck Crashes

| Crash Casualty Severity | Crash Casualties | Crash Costs |
|--------------------------------|------------------|------------------|
| Fatal | 0 | \$0 |
| Serious Injury | 0 | \$0 |
| Moderate Injury | 1 | \$275,031 |
| Minor Injury | 4 | \$518,016 |
| Property Damage Only | 7 | \$63,490 |
| Total | 12 | \$856,537 |
| Average cost of crash casualty | | \$71,378 |

Crash Casualties



Crash Costs



| Costs of Medium/Large Truck Crashes in Benzie County (2015 dollars) | | | | | | |
|---|------------|----------------|------------------|------------------|----------------------|------------------|
| | Fatal | Serious Injury | Moderate Injury | Minor Injury | Property Damage Only | Total |
| Medical Care | \$0 | \$0 | \$17,805 | \$32,660 | \$2,618 | \$53,083 |
| Future Earnings (Lost Wages) | \$0 | \$0 | \$51,044 | \$87,152 | \$19,110 | \$157,306 |
| Public Services | \$0 | \$0 | \$176 | \$772 | \$329 | \$1,277 |
| Adjudication & Sanctioning | \$0 | \$0 | \$6,892 | \$11,996 | \$2,177 | \$21,065 |
| Property Damage & Loss | \$0 | \$0 | \$9,320 | \$26,836 | \$23,793 | \$59,949 |
| Subtotal (Monetary Cost) | \$0 | \$0 | \$85,237 | \$159,416 | \$48,027 | \$292,680 |
| Quality of Life | \$0 | \$0 | \$189,794 | \$358,600 | \$15,463 | \$563,857 |
| Total (Comprehensive Cost) | \$0 | \$0 | \$275,031 | \$518,016 | \$63,490 | \$856,537 |

Berrien County

Traffic Crashes and Crime

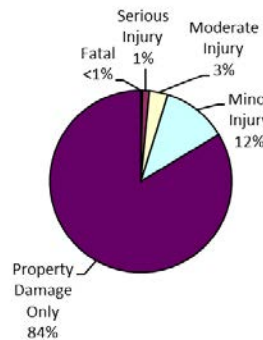
| Traffic Crash Casualty Severity | Traffic Crash Casualties | Traffic Crash Costs |
|--|--------------------------|---------------------|
| Fatal | 20 | \$177,507,828 |
| Serious Injury | 88 | \$42,890,306 |
| Moderate Injury | 237 | \$31,981,548 |
| Minor Injury | 830 | \$55,776,256 |
| Property Damage Only | 5,998 | \$26,075,957 |
| Total | 7,173 | \$334,231,894 |
| Average cost of traffic crash casualty | | \$46,596 |

| Index Crime Category | Number of Index Crimes | Index Crime Costs |
|-----------------------------|------------------------|-------------------|
| Murder | 8 | \$58,310,464 |
| Rape | 117 | \$46,886,819 |
| Aggravated Assault | 282 | \$8,863,461 |
| Robbery | 100 | \$3,417,921 |
| Larceny | 1,620 | \$6,624,007 |
| Burglary | 495 | \$2,207,339 |
| Motor Vehicle Theft | 107 | \$977,538 |
| Total | 2,729 | \$127,287,550 |
| Average cost of index crime | | \$46,643 |

| Costs of Traffic Crashes in Berrien County (2015 dollars) | | | | | | |
|---|----------------------|---------------------|---------------------|---------------------|----------------------|----------------------|
| | Fatal | Serious Injury | Moderate Injury | Minor Injury | Property Damage Only | Total |
| Medical Care | \$238,615 | \$2,317,242 | \$1,492,037 | \$4,763,754 | \$1,560,875 | \$10,372,523 |
| Future Earnings (Lost Wages) | \$24,074,681 | \$3,538,286 | \$2,754,845 | \$7,181,896 | \$1,786,484 | \$39,336,192 |
| Public Services | \$18,001 | \$15,324 | \$18,148 | \$48,116 | \$131,396 | \$230,985 |
| Adjudication & Sanctioning | \$2,125,127 | \$751,380 | \$398,326 | \$931,717 | \$106,087 | \$4,312,638 |
| Property Damage & Loss | \$463,053 | \$562,310 | \$925,917 | \$3,180,324 | \$16,193,177 | \$21,324,780 |
| Subtotal (Monetary Cost) | \$26,919,476 | \$7,184,541 | \$5,589,273 | \$16,105,808 | \$19,778,019 | \$75,577,118 |
| Quality of Life | \$150,588,352 | \$35,705,764 | \$26,392,275 | \$39,670,448 | \$6,297,937 | \$258,654,777 |
| Total (Comprehensive Cost) | \$177,507,828 | \$42,890,306 | \$31,981,548 | \$55,776,256 | \$26,075,957 | \$334,231,894 |

| Costs of Index Crimes in Berrien County (2015 dollars) | | | | | | | | |
|--|---------------------|---------------------|--------------------|--------------------|--------------------|--------------------|---------------------|----------------------|
| | Murder | Rape | Aggravated Assault | Robbery | Larceny | Burglary | Motor Vehicle Theft | Total |
| Medical Care | \$221,902 | \$1,050,948 | \$436,463 | \$153,435 | \$0 | \$0 | \$0 | \$1,862,748 |
| Future Earnings (Lost Wages) | \$7,348,552 | \$655,740 | \$308,494 | \$158,125 | \$42,523 | \$16,362 | \$10,610 | \$8,540,407 |
| Public Services | \$22,766 | \$92,229 | \$94,264 | \$40,412 | \$714,378 | \$222,119 | \$28,755 | \$1,214,923 |
| Adjudication & Sanctioning | \$3,154,961 | \$2,881,144 | \$3,338,929 | \$564,318 | \$3,299,288 | \$384,242 | \$189,832 | \$13,812,715 |
| Property Damage and Loss | \$1,397 | \$18,329 | \$19,697 | \$114,051 | \$1,513,021 | \$1,266,419 | \$685,766 | \$3,618,680 |
| Subtotal (Monetary Cost) | \$10,749,578 | \$4,698,391 | \$4,197,848 | \$1,030,341 | \$5,569,211 | \$1,889,142 | \$914,963 | \$29,049,474 |
| Quality of Life | \$47,560,886 | \$42,188,429 | \$4,665,613 | \$2,387,580 | \$1,054,797 | \$318,197 | \$62,575 | \$98,238,076 |
| Total (Comprehensive Costs) | \$58,310,464 | \$46,886,819 | \$8,863,461 | \$3,417,921 | \$6,624,007 | \$2,207,339 | \$977,538 | \$127,287,550 |

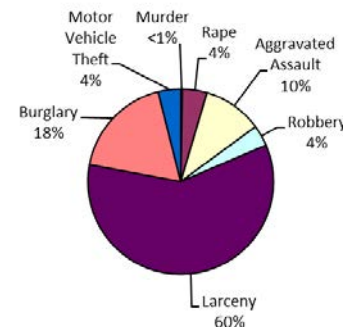
Traffic Crash Casualties



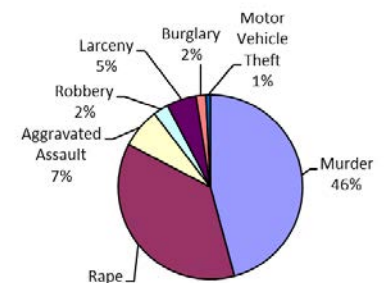
Traffic Crash Costs



Index Crimes



Index Crime Costs

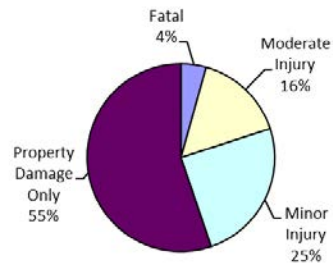


Berrien County

Alcohol-Involved Crashes

| Crash Casualty Severity | Crash Casualties | Crash Costs |
|--------------------------------|------------------|---------------|
| Fatal | 10 | \$88,753,914 |
| Serious Injury | 23 | \$13,449,421 |
| Moderate Injury | 36 | \$6,137,645 |
| Minor Injury | 57 | \$4,906,246 |
| Property Damage Only | 127 | \$581,455 |
| Total | 253 | \$113,828,680 |
| Average cost of crash casualty | \$449,916 | |

Crash Casualties



Crash Costs

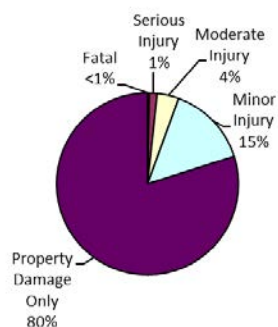


| Costs of Alcohol-Involved Crashes in Berrien County (2015 dollars) | | | | | | |
|--|---------------------|---------------------|--------------------|--------------------|----------------------|----------------------|
| | Fatal | Serious Injury | Moderate Injury | Minor Injury | Property Damage Only | Total |
| Medical Care | \$119,307 | \$1,258,787 | \$497,535 | \$602,205 | \$38,948 | \$2,516,782 |
| Future Earnings (Lost Wages) | \$12,037,341 | \$1,948,627 | \$921,038 | \$905,999 | \$43,378 | \$15,856,382 |
| Public Services | \$9,000 | \$8,949 | \$6,247 | \$6,263 | \$3,682 | \$34,142 |
| Adjudication & Sanctioning | \$1,062,563 | \$296,598 | \$126,222 | \$123,926 | \$6,094 | \$1,615,404 |
| Property Damage & Loss | \$231,526 | \$259,662 | \$268,111 | \$357,194 | \$348,022 | \$1,464,515 |
| Subtotal (Monetary Cost) | \$13,459,738 | \$3,772,623 | \$1,819,153 | \$1,995,587 | \$440,124 | \$21,487,225 |
| Quality of Life | \$75,294,176 | \$9,676,798 | \$4,318,491 | \$2,910,659 | \$141,331 | \$92,341,455 |
| Total (Comprehensive Cost) | \$88,753,914 | \$13,449,421 | \$6,137,645 | \$4,906,246 | \$581,455 | \$113,828,680 |

Berrien County Teen Driver Crashes

| Crash Casualty Severity | Crash Casualties | Crash Costs |
|--------------------------------|------------------|--------------|
| Fatal | 3 | \$26,626,174 |
| Serious Injury | 13 | \$6,336,068 |
| Moderate Injury | 36 | \$4,857,957 |
| Minor Injury | 136 | \$9,139,242 |
| Property Damage Only | 747 | \$3,247,539 |
| Total | 935 | \$50,206,980 |
| Average cost of crash casualty | | \$53,697 |

Crash Casualties



Crash Costs



| Costs of Teen Driver Crashes in Berrien County (2015 dollars) | | | | | | |
|---|---------------------|--------------------|--------------------|--------------------|----------------------|---------------------|
| | Fatal | Serious Injury | Moderate Injury | Minor Injury | Property Damage Only | Total |
| Medical Care | \$35,792 | \$342,320 | \$226,639 | \$780,567 | \$194,394 | \$1,579,711 |
| Future Earnings (Lost Wages) | \$3,611,202 | \$522,701 | \$418,457 | \$1,176,793 | \$222,491 | \$5,951,645 |
| Public Services | \$2,700 | \$2,264 | \$2,757 | \$7,884 | \$16,364 | \$31,969 |
| Adjudication & Sanctioning | \$318,769 | \$110,999 | \$60,505 | \$152,667 | \$13,212 | \$656,153 |
| Property Damage & Loss | \$69,458 | \$83,068 | \$140,646 | \$521,113 | \$2,016,723 | \$2,831,008 |
| Subtotal (Monetary Cost) | \$4,037,921 | \$1,061,353 | \$849,004 | \$2,639,024 | \$2,463,184 | \$11,050,486 |
| Quality of Life | \$22,588,253 | \$5,274,715 | \$4,008,953 | \$6,500,218 | \$784,355 | \$39,156,494 |
| Total (Comprehensive Cost) | \$26,626,174 | \$6,336,068 | \$4,857,957 | \$9,139,242 | \$3,247,539 | \$50,206,980 |

Berrien County Motorcycle Crashes

| Injury Severity | Motorcyclist Crash Victims | Motorcyclist Victim Costs |
|--------------------------------|-------------------------------|------------------------------|
| Fatal | 2 | \$17,631,846 |
| Serious Injury | 11 | \$5,619,752 |
| Moderate Injury | 14 | \$1,663,333 |
| Minor Injury | 13 | \$1,455,668 |
| Property Damage Only | 13 | \$51,818 |
| Total | 53 | \$26,422,417 |
| Average cost of crash casualty | \$498,536 | |

| Injury Severity | Non-motorcyclist Crash Victims | Non-motorcyclist Victim Costs |
|--------------------------------|-----------------------------------|----------------------------------|
| Fatal | 0 | \$0 |
| Serious Injury | 0 | \$0 |
| Moderate Injury | 0 | \$0 |
| Minor Injury | 3 | \$201,601 |
| Property Damage Only | 8 | \$22,675 |
| Total | 11 | \$224,276 |
| Average cost of crash casualty | \$20,389 | |

| Motorcyclist Victim Costs in Motorcycle Crashes in Berrien County (2015 dollars) | | | | | | |
|--|--------------|----------------|-----------------|--------------|----------------------|--------------|
| | Fatal | Serious Injury | Moderate Injury | Minor Injury | Property Damage Only | Total |
| Medical Care | \$23,861 | \$459,556 | \$126,514 | \$111,880 | \$1,799 | \$723,610 |
| Future Earnings (Lost Wages) | \$2,418,966 | \$673,504 | \$213,355 | \$184,274 | \$2,849 | \$3,492,949 |
| Public Services | \$1,577 | \$3,889 | \$2,416 | \$2,134 | \$782 | \$10,799 |
| Adjudication & Sanctioning | \$212,514 | \$104,521 | \$37,390 | \$32,449 | \$2,413 | \$389,287 |
| Property Damage & Loss | \$25,902 | \$108,414 | \$109,751 | \$98,373 | \$30,380 | \$372,820 |
| Subtotal (Monetary Cost) | \$2,682,820 | \$1,349,885 | \$489,427 | \$429,110 | \$38,223 | \$4,989,464 |
| Quality of Life | \$14,949,027 | \$4,269,867 | \$1,173,906 | \$1,026,558 | \$13,595 | \$21,432,952 |
| Total (Comprehensive Cost) | \$17,631,846 | \$5,619,752 | \$1,663,333 | \$1,455,668 | \$51,818 | \$26,422,417 |

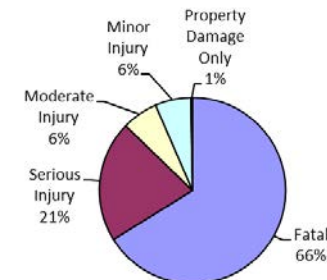
| Non-motorcyclist Victim Costs in Motorcycle Crashes in Berrien County (2015 dollars) | | | | | | |
|--|-------|----------------|-----------------|--------------|----------------------|-----------|
| | Fatal | Serious Injury | Moderate Injury | Minor Injury | Property Damage Only | Total |
| Medical Care | \$0 | \$0 | \$0 | \$17,218 | \$0 | \$17,218 |
| Future Earnings (Lost Wages) | \$0 | \$0 | \$0 | \$25,959 | \$708 | \$26,666 |
| Public Services | \$0 | \$0 | \$0 | \$174 | \$168 | \$342 |
| Adjudication & Sanctioning | \$0 | \$0 | \$0 | \$3,368 | \$0 | \$3,368 |
| Property Damage & Loss | \$0 | \$0 | \$0 | \$11,495 | \$21,800 | \$33,295 |
| Subtotal (Monetary Cost) | \$0 | \$0 | \$0 | \$58,214 | \$22,675 | \$80,889 |
| Quality of Life | \$0 | \$0 | \$0 | \$143,387 | \$0 | \$143,387 |
| Total (Comprehensive Cost) | \$0 | \$0 | \$0 | \$201,601 | \$22,675 | \$224,276 |

| Costs of Motorcycle Crashes in Berrien County (2015 dollars) | | | | | | |
|--|--------------|----------------|-----------------|--------------|----------------------|--------------|
| | Fatal | Serious Injury | Moderate Injury | Minor Injury | Property Damage Only | Total |
| Medical Care | \$23,861 | \$459,556 | \$126,514 | \$129,098 | \$1,799 | \$740,829 |
| Future Earnings (Lost Wages) | \$2,418,966 | \$673,504 | \$213,355 | \$210,233 | \$3,557 | \$3,519,615 |
| Public Services | \$1,577 | \$3,889 | \$2,416 | \$2,308 | \$950 | \$11,140 |
| Adjudication & Sanctioning | \$212,514 | \$104,521 | \$37,390 | \$35,817 | \$2,413 | \$392,654 |
| Property Damage & Loss | \$25,902 | \$108,414 | \$109,751 | \$109,868 | \$52,180 | \$406,115 |
| Subtotal (Monetary Cost) | \$2,682,820 | \$1,349,885 | \$489,427 | \$487,324 | \$60,898 | \$5,070,354 |
| Quality of Life | \$14,949,027 | \$4,269,867 | \$1,173,906 | \$1,169,945 | \$13,595 | \$21,576,340 |
| Total (Comprehensive Cost) | \$17,631,846 | \$5,619,752 | \$1,663,333 | \$1,657,269 | \$74,494 | \$26,646,693 |

Motorcycle Crash Casualties



Motorcycle Crash Costs

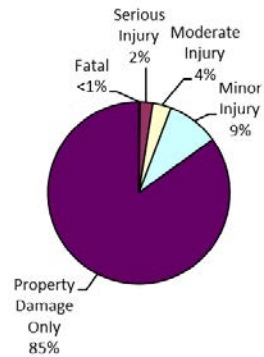


Berrien County

Medium/Large Truck Crashes

| Crash Casualty Severity | Crash Casualties | Crash Costs |
|--------------------------------|------------------|---------------------|
| Fatal | 1 | \$8,883,936 |
| Serious Injury | 11 | \$7,618,897 |
| Moderate Injury | 16 | \$4,400,496 |
| Minor Injury | 45 | \$5,827,680 |
| Property Damage Only | 412 | \$3,736,840 |
| Total | 485 | \$30,467,849 |
| Average cost of crash casualty | | \$62,820 |

Crash Casualties



Crash Costs



| Costs of Medium/Large Truck Crashes in Berrien County (2015 dollars) | | | | | | |
|--|--------------------|--------------------|--------------------|--------------------|----------------------|---------------------|
| | Fatal | Serious Injury | Moderate Injury | Minor Injury | Property Damage Only | Total |
| Medical Care | \$11,931 | \$459,217 | \$284,880 | \$367,425 | \$154,088 | \$1,277,541 |
| Future Earnings (Lost Wages) | \$1,203,734 | \$1,311,574 | \$816,704 | \$980,460 | \$1,124,760 | \$5,437,232 |
| Public Services | \$900 | \$3,542 | \$2,816 | \$8,685 | \$19,364 | \$35,307 |
| Adjudication & Sanctioning | \$106,256 | \$177,276 | \$110,272 | \$134,955 | \$128,132 | \$656,891 |
| Property Damage & Loss | \$31,697 | \$138,105 | \$149,120 | \$301,905 | \$1,400,388 | \$2,021,215 |
| Subtotal (Monetary Cost) | \$1,354,518 | \$2,089,714 | \$1,363,792 | \$1,793,430 | \$2,826,732 | \$9,428,186 |
| Quality of Life | \$7,529,418 | \$5,529,183 | \$3,036,704 | \$4,034,250 | \$910,108 | \$21,039,663 |
| Total (Comprehensive Cost) | \$8,883,936 | \$7,618,897 | \$4,400,496 | \$5,827,680 | \$3,736,840 | \$30,467,849 |

Branch County Traffic Crashes and Crime

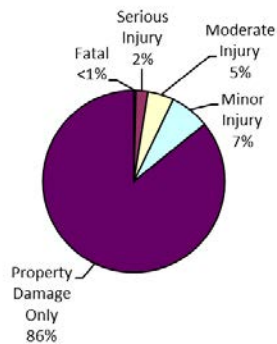
| Traffic Crash Casualty Severity | Traffic Crash Casualties | Traffic Crash Costs |
|--|--------------------------|---------------------|
| Fatal | 8 | \$71,003,131 |
| Serious Injury | 46 | \$22,419,933 |
| Moderate Injury | 100 | \$13,494,324 |
| Minor Injury | 152 | \$10,214,447 |
| Property Damage Only | 1,850 | \$8,042,768 |
| Total | 2,156 | \$125,174,602 |
| Average cost of traffic crash casualty | \$58,059 | |

| Index Crime Category | Number of Index Crimes | Index Crime Costs |
|-----------------------------|------------------------|-------------------|
| Murder | 1 | \$7,288,808 |
| Rape | 32 | \$12,823,745 |
| Aggravated Assault | 44 | \$1,382,951 |
| Robbery | 2 | \$68,358 |
| Larceny | 356 | \$1,455,646 |
| Burglary | 93 | \$414,712 |
| Motor Vehicle Theft | 19 | \$173,582 |
| Total | 547 | \$23,607,803 |
| Average cost of index crime | \$43,159 | |

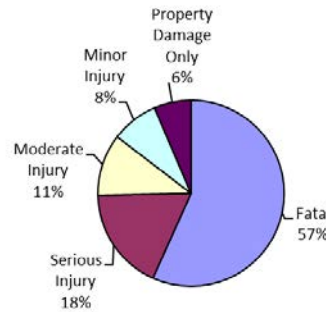
| Costs of Traffic Crashes in Branch County (2015 dollars) | | | | | | |
|--|---------------------|---------------------|---------------------|---------------------|----------------------|----------------------|
| | Fatal | Serious Injury | Moderate Injury | Minor Injury | Property Damage Only | Total |
| Medical Care | \$95,446 | \$1,211,285 | \$629,552 | \$872,398 | \$481,430 | \$3,290,112 |
| Future Earnings (Lost Wages) | \$9,629,872 | \$1,849,559 | \$1,162,382 | \$1,315,239 | \$551,016 | \$14,508,068 |
| Public Services | \$7,200 | \$8,010 | \$7,657 | \$8,812 | \$40,527 | \$72,207 |
| Adjudication & Sanctioning | \$850,051 | \$392,767 | \$168,070 | \$170,628 | \$32,721 | \$1,614,237 |
| Property Damage & Loss | \$185,221 | \$293,935 | \$390,682 | \$582,421 | \$4,994,561 | \$6,446,820 |
| Subtotal (Monetary Cost) | \$10,767,790 | \$3,755,556 | \$2,358,343 | \$2,949,497 | \$6,100,256 | \$25,931,443 |
| Quality of Life | \$60,235,341 | \$18,664,377 | \$11,135,981 | \$7,264,950 | \$1,942,511 | \$99,243,160 |
| Total (Comprehensive Cost) | \$71,003,131 | \$22,419,933 | \$13,494,324 | \$10,214,447 | \$8,042,768 | \$125,174,602 |

| Costs of Index Crimes in Branch County (2015 dollars) | | | | | | | | |
|---|--------------------|---------------------|--------------------|-----------------|--------------------|------------------|---------------------|---------------------|
| | Murder | Rape | Aggravated Assault | Robbery | Larceny | Burglary | Motor Vehicle Theft | Total |
| Medical Care | \$27,738 | \$287,439 | \$68,101 | \$3,069 | \$0 | \$0 | \$0 | \$386,346 |
| Future Earnings (Lost Wages) | \$918,569 | \$179,348 | \$48,134 | \$3,163 | \$9,345 | \$3,074 | \$1,884 | \$1,163,516 |
| Public Services | \$2,846 | \$25,225 | \$14,708 | \$808 | \$156,987 | \$41,731 | \$5,106 | \$247,411 |
| Adjudication & Sanctioning | \$394,370 | \$788,005 | \$520,968 | \$11,286 | \$725,029 | \$72,191 | \$33,709 | \$2,545,558 |
| Property Damage and Loss | \$175 | \$5,013 | \$3,073 | \$2,281 | \$332,491 | \$237,933 | \$121,772 | \$702,738 |
| Subtotal (Monetary Cost) | \$1,343,697 | \$1,285,030 | \$654,983 | \$20,607 | \$1,223,851 | \$354,930 | \$162,470 | \$5,045,568 |
| Quality of Life | \$5,945,111 | \$11,538,716 | \$727,968 | \$47,752 | \$231,795 | \$59,782 | \$11,111 | \$18,562,235 |
| Total (Comprehensive Costs) | \$7,288,808 | \$12,823,745 | \$1,382,951 | \$68,358 | \$1,455,646 | \$414,712 | \$173,582 | \$23,607,803 |

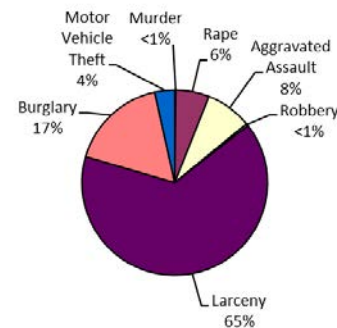
Traffic Crash Casualties



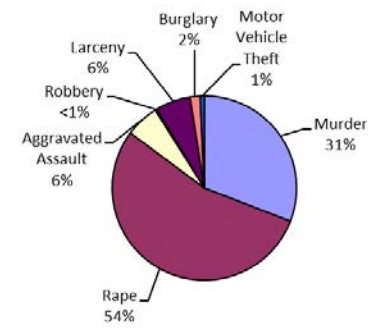
Traffic Crash Costs



Index Crimes



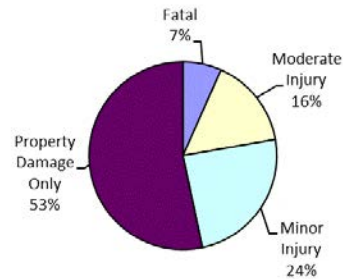
Index Crime Costs



Branch County Alcohol-Involved Crashes

| Crash Casualty Severity | Crash Casualties | Crash Costs |
|--------------------------------|------------------|---------------------|
| Fatal | 3 | \$26,626,174 |
| Serious Injury | 8 | \$4,678,059 |
| Moderate Injury | 7 | \$1,193,431 |
| Minor Injury | 11 | \$946,819 |
| Property Damage Only | 24 | \$109,881 |
| Total | 53 | \$33,554,365 |
| Average cost of crash casualty | | \$633,101 |

Crash Casualties



Crash Costs

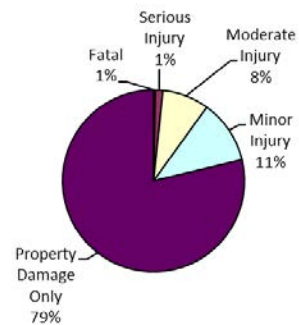


| Costs of Alcohol-Involved Crashes in Branch County (2015 dollars) | | | | | | |
|---|---------------------|--------------------|--------------------|------------------|----------------------|---------------------|
| | Fatal | Serious Injury | Moderate Injury | Minor Injury | Property Damage Only | Total |
| Medical Care | \$35,792 | \$437,839 | \$96,743 | \$116,215 | \$7,360 | \$693,949 |
| Future Earnings (Lost Wages) | \$3,611,202 | \$677,783 | \$179,091 | \$174,842 | \$8,197 | \$4,651,115 |
| Public Services | \$2,700 | \$3,113 | \$1,215 | \$1,209 | \$696 | \$8,932 |
| Adjudication & Sanctioning | \$318,769 | \$103,165 | \$24,543 | \$23,916 | \$1,152 | \$471,544 |
| Property Damage & Loss | \$69,458 | \$90,317 | \$52,133 | \$68,932 | \$65,768 | \$346,608 |
| Subtotal (Monetary Cost) | \$4,037,921 | \$1,312,217 | \$353,724 | \$385,113 | \$83,173 | \$6,172,149 |
| Quality of Life | \$22,588,253 | \$3,365,843 | \$839,707 | \$561,706 | \$26,708 | \$27,382,216 |
| Total (Comprehensive Cost) | \$26,626,174 | \$4,678,059 | \$1,193,431 | \$946,819 | \$109,881 | \$33,554,365 |

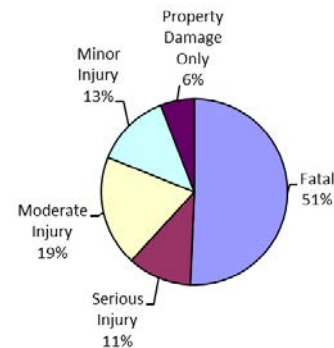
Branch County Teen Driver Crashes

| Crash Casualty Severity | Crash Casualties | Crash Costs |
|--------------------------------|------------------|--------------|
| Fatal | 1 | \$8,875,391 |
| Serious Injury | 4 | \$1,949,559 |
| Moderate Injury | 25 | \$3,373,581 |
| Minor Injury | 34 | \$2,284,810 |
| Property Damage Only | 237 | \$1,030,344 |
| Total | 301 | \$17,513,686 |
| Average cost of crash casualty | | \$58,185 |

Crash Casualties



Crash Costs



| Costs of Teen Driver Crashes in Branch County (2015 dollars) | | | | | | |
|--|--------------------|--------------------|--------------------|--------------------|----------------------|---------------------|
| | Fatal | Serious Injury | Moderate Injury | Minor Injury | Property Damage Only | Total |
| Medical Care | \$11,931 | \$105,329 | \$157,388 | \$195,142 | \$61,675 | \$531,465 |
| Future Earnings (Lost Wages) | \$1,203,734 | \$160,831 | \$290,595 | \$294,198 | \$70,590 | \$2,019,948 |
| Public Services | \$900 | \$697 | \$1,914 | \$1,971 | \$5,192 | \$10,674 |
| Adjudication & Sanctioning | \$106,256 | \$34,154 | \$42,018 | \$38,167 | \$4,192 | \$224,786 |
| Property Damage & Loss | \$23,153 | \$25,560 | \$97,671 | \$130,278 | \$639,844 | \$916,505 |
| Subtotal (Monetary Cost) | \$1,345,974 | \$326,570 | \$589,586 | \$659,756 | \$781,492 | \$3,703,378 |
| Quality of Life | \$7,529,418 | \$1,622,989 | \$2,783,995 | \$1,625,055 | \$248,851 | \$13,810,308 |
| Total (Comprehensive Cost) | \$8,875,391 | \$1,949,559 | \$3,373,581 | \$2,284,810 | \$1,030,344 | \$17,513,686 |

Branch County Motorcycle Crashes

| Injury Severity | Motorcyclist Crash Victims | Motorcyclist Victim Costs |
|--------------------------------|-------------------------------|------------------------------|
| Fatal | 3 | \$26,447,770 |
| Serious Injury | 9 | \$4,597,979 |
| Moderate Injury | 5 | \$594,047 |
| Minor Injury | 2 | \$223,949 |
| Property Damage Only | 3 | \$11,958 |
| Total | 22 | \$31,875,703 |
| Average cost of crash casualty | \$1,448,896 | |

| Injury Severity | Non-motorcyclist Crash Victims | Non-motorcyclist Victim Costs |
|--------------------------------|-----------------------------------|----------------------------------|
| Fatal | 0 | \$0 |
| Serious Injury | 0 | \$0 |
| Moderate Injury | 1 | \$134,943 |
| Minor Injury | 1 | \$67,200 |
| Property Damage Only | 2 | \$5,669 |
| Total | 4 | \$207,812 |
| Average cost of crash casualty | \$51,953 | |

| Motorcyclist Victim Costs in Motorcycle Crashes in Branch County (2015 dollars) | | | | | | |
|---|--------------|----------------|-----------------|--------------|----------------------|--------------|
| | Fatal | Serious Injury | Moderate Injury | Minor Injury | Property Damage Only | Total |
| Medical Care | \$35,792 | \$376,001 | \$45,184 | \$17,212 | \$415 | \$474,604 |
| Future Earnings (Lost Wages) | \$3,628,449 | \$551,049 | \$76,198 | \$28,350 | \$658 | \$4,284,703 |
| Public Services | \$2,365 | \$3,182 | \$863 | \$328 | \$181 | \$6,919 |
| Adjudication & Sanctioning | \$318,770 | \$85,517 | \$13,354 | \$4,992 | \$557 | \$423,190 |
| Property Damage & Loss | \$38,853 | \$88,703 | \$39,197 | \$15,134 | \$7,011 | \$188,898 |
| Subtotal (Monetary Cost) | \$4,024,230 | \$1,104,451 | \$174,795 | \$66,017 | \$8,821 | \$5,378,314 |
| Quality of Life | \$22,423,540 | \$3,493,527 | \$419,252 | \$157,932 | \$3,137 | \$26,497,389 |
| Total (Comprehensive Cost) | \$26,447,770 | \$4,597,979 | \$594,047 | \$223,949 | \$11,958 | \$31,875,703 |

| Non-motorcyclist Victim Costs in Motorcycle Crashes in Branch County (2015 dollars) | | | | | | |
|---|-------|----------------|-----------------|--------------|----------------------|-----------|
| | Fatal | Serious Injury | Moderate Injury | Minor Injury | Property Damage Only | Total |
| Medical Care | \$0 | \$0 | \$6,296 | \$5,739 | \$0 | \$12,035 |
| Future Earnings (Lost Wages) | \$0 | \$0 | \$11,624 | \$8,653 | \$177 | \$20,454 |
| Public Services | \$0 | \$0 | \$77 | \$58 | \$42 | \$176 |
| Adjudication & Sanctioning | \$0 | \$0 | \$1,681 | \$1,123 | \$0 | \$2,803 |
| Property Damage & Loss | \$0 | \$0 | \$3,907 | \$3,832 | \$5,450 | \$13,189 |
| Subtotal (Monetary Cost) | \$0 | \$0 | \$23,583 | \$19,405 | \$5,669 | \$48,657 |
| Quality of Life | \$0 | \$0 | \$111,360 | \$47,796 | \$0 | \$159,156 |
| Total (Comprehensive Cost) | \$0 | \$0 | \$134,943 | \$67,200 | \$5,669 | \$207,812 |

| Costs of Motorcycle Crashes in Branch County (2015 dollars) | | | | | | |
|---|--------------|----------------|-----------------|--------------|----------------------|--------------|
| | Fatal | Serious Injury | Moderate Injury | Minor Injury | Property Damage Only | Total |
| Medical Care | \$35,792 | \$376,001 | \$51,479 | \$22,952 | \$415 | \$486,639 |
| Future Earnings (Lost Wages) | \$3,628,449 | \$551,049 | \$87,822 | \$37,003 | \$834 | \$4,305,157 |
| Public Services | \$2,365 | \$3,182 | \$940 | \$386 | \$222 | \$7,095 |
| Adjudication & Sanctioning | \$318,770 | \$85,517 | \$15,034 | \$6,115 | \$557 | \$425,993 |
| Property Damage & Loss | \$38,853 | \$88,703 | \$43,103 | \$18,966 | \$12,461 | \$202,086 |
| Subtotal (Monetary Cost) | \$4,024,230 | \$1,104,451 | \$198,379 | \$85,422 | \$14,490 | \$5,426,971 |
| Quality of Life | \$22,423,540 | \$3,493,527 | \$530,612 | \$205,728 | \$3,137 | \$26,656,544 |
| Total (Comprehensive Cost) | \$26,447,770 | \$4,597,979 | \$728,991 | \$291,149 | \$17,627 | \$32,083,515 |

Motorcycle Crash Casualties



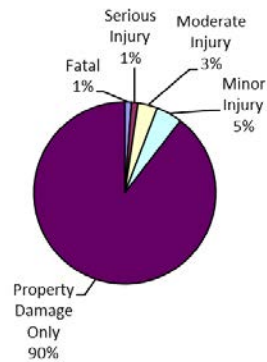
Motorcycle Crash Costs



Branch County Medium/Large Truck Crashes

| Crash Casualty Severity | Crash Casualties | Crash Costs |
|--------------------------------|------------------|---------------------|
| Fatal | 1 | \$8,883,936 |
| Serious Injury | 1 | \$692,627 |
| Moderate Injury | 3 | \$825,093 |
| Minor Injury | 4 | \$518,016 |
| Property Damage Only | 77 | \$698,390 |
| Total | 86 | \$11,618,062 |
| Average cost of crash casualty | | \$135,094 |

Crash Casualties



Crash Costs



| Costs of Medium/Large Truck Crashes in Branch County (2015 dollars) | | | | | | |
|---|--------------------|------------------|------------------|------------------|----------------------|---------------------|
| | Fatal | Serious Injury | Moderate Injury | Minor Injury | Property Damage Only | Total |
| Medical Care | \$11,931 | \$41,747 | \$53,415 | \$32,660 | \$28,798 | \$168,551 |
| Future Earnings (Lost Wages) | \$1,203,734 | \$119,234 | \$153,132 | \$87,152 | \$210,210 | \$1,773,462 |
| Public Services | \$900 | \$322 | \$528 | \$772 | \$3,619 | \$6,141 |
| Adjudication & Sanctioning | \$106,256 | \$16,116 | \$20,676 | \$11,996 | \$23,947 | \$178,991 |
| Property Damage & Loss | \$31,697 | \$12,555 | \$27,960 | \$26,836 | \$261,723 | \$360,771 |
| Subtotal (Monetary Cost) | \$1,354,518 | \$189,974 | \$255,711 | \$159,416 | \$528,297 | \$2,487,916 |
| Quality of Life | \$7,529,418 | \$502,653 | \$569,382 | \$358,600 | \$170,093 | \$9,130,146 |
| Total (Comprehensive Cost) | \$8,883,936 | \$692,627 | \$825,093 | \$518,016 | \$698,390 | \$11,618,062 |

Calhoun County

Traffic Crashes and Crime

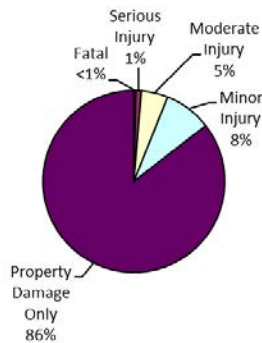
| Traffic Crash Casualty Severity | Traffic Crash Casualties | Traffic Crash Costs |
|--|--------------------------|---------------------|
| Fatal | 26 | \$230,760,176 |
| Serious Injury | 70 | \$34,117,289 |
| Moderate Injury | 343 | \$46,285,532 |
| Minor Injury | 610 | \$40,992,188 |
| Property Damage Only | 6,185 | \$26,888,928 |
| Total | 7,234 | \$379,044,113 |
| Average cost of traffic crash casualty | \$52,398 | |

| Index Crime Category | Number of Index Crimes | Index Crime Costs |
|-----------------------------|------------------------|-------------------|
| Murder | 4 | \$29,155,232 |
| Rape | 131 | \$52,497,208 |
| Aggravated Assault | 446 | \$14,018,098 |
| Robbery | 82 | \$2,802,695 |
| Larceny | 2,007 | \$8,206,409 |
| Burglary | 989 | \$4,410,218 |
| Motor Vehicle Theft | 129 | \$1,178,528 |
| Total | 3,788 | \$112,268,388 |
| Average cost of index crime | \$29,638 | |

| Costs of Traffic Crashes in Calhoun County (2015 dollars) | | | | | | |
|---|----------------------|---------------------|---------------------|---------------------|----------------------|----------------------|
| | Fatal | Serious Injury | Moderate Injury | Minor Injury | Property Damage Only | Total |
| Medical Care | \$310,199 | \$1,843,260 | \$2,159,362 | \$3,501,072 | \$1,609,538 | \$9,423,432 |
| Future Earnings (Lost Wages) | \$31,297,086 | \$2,814,546 | \$3,986,969 | \$5,278,261 | \$1,842,182 | \$45,219,043 |
| Public Services | \$23,401 | \$12,190 | \$26,265 | \$35,362 | \$135,492 | \$232,710 |
| Adjudication & Sanctioning | \$2,762,665 | \$597,689 | \$576,481 | \$684,756 | \$109,395 | \$4,730,985 |
| Property Damage & Loss | \$601,968 | \$447,292 | \$1,340,040 | \$2,337,346 | \$16,698,033 | \$21,424,679 |
| Subtotal (Monetary Cost) | \$34,995,319 | \$5,714,976 | \$8,089,117 | \$11,836,798 | \$20,394,640 | \$81,030,850 |
| Quality of Life | \$195,764,857 | \$28,402,313 | \$38,196,415 | \$29,155,390 | \$6,494,288 | \$298,013,263 |
| Total (Comprehensive Cost) | \$230,760,176 | \$34,117,289 | \$46,285,532 | \$40,992,188 | \$26,888,928 | \$379,044,113 |

| Costs of Index Crimes in Calhoun County (2015 dollars) | | | | | | | | |
|--|---------------------|---------------------|---------------------|--------------------|--------------------|--------------------|---------------------|----------------------|
| | Murder | Rape | Aggravated Assault | Robbery | Larceny | Burglary | Motor Vehicle Theft | Total |
| Medical Care | \$110,951 | \$1,176,703 | \$690,293 | \$125,816 | \$0 | \$0 | \$0 | \$2,103,762 |
| Future Earnings (Lost Wages) | \$3,674,276 | \$734,205 | \$487,902 | \$129,663 | \$52,681 | \$32,691 | \$12,792 | \$5,124,210 |
| Public Services | \$11,383 | \$103,265 | \$149,085 | \$33,138 | \$885,035 | \$443,790 | \$34,667 | \$1,660,362 |
| Adjudication & Sanctioning | \$1,577,481 | \$3,225,896 | \$5,280,718 | \$462,741 | \$4,087,452 | \$767,708 | \$228,863 | \$15,630,858 |
| Property Damage and Loss | \$698 | \$20,522 | \$31,152 | \$93,522 | \$1,874,465 | \$2,530,279 | \$826,764 | \$5,377,404 |
| Subtotal (Monetary Cost) | \$5,374,789 | \$5,260,591 | \$6,639,150 | \$844,880 | \$6,899,633 | \$3,774,467 | \$1,103,087 | \$29,896,597 |
| Quality of Life | \$23,780,443 | \$47,236,617 | \$7,378,948 | \$1,957,815 | \$1,306,776 | \$635,751 | \$75,441 | \$82,371,791 |
| Total (Comprehensive Costs) | \$29,155,232 | \$52,497,208 | \$14,018,098 | \$2,802,695 | \$8,206,409 | \$4,410,218 | \$1,178,528 | \$112,268,388 |

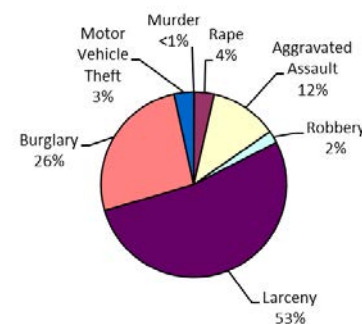
Traffic Crash Casualties



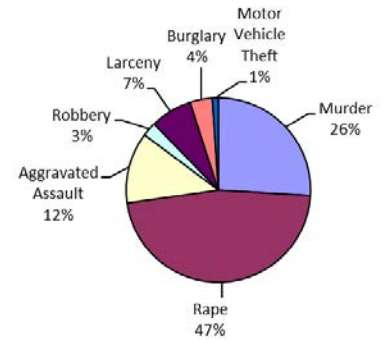
Traffic Crash Costs



Index Crimes



Index Crime Costs

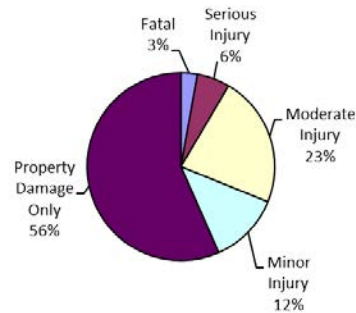


Calhoun County

Alcohol-Involved Crashes

| Crash Casualty Severity | Crash Casualties | Crash Costs |
|--------------------------------|------------------|--------------|
| Fatal | 6 | \$53,252,348 |
| Serious Injury | 12 | \$7,017,089 |
| Moderate Injury | 48 | \$8,183,526 |
| Minor Injury | 26 | \$2,237,937 |
| Property Damage Only | 120 | \$549,406 |
| Total | 212 | \$71,240,306 |
| Average cost of crash casualty | \$336,039 | |

Crash Casualties



Crash Costs

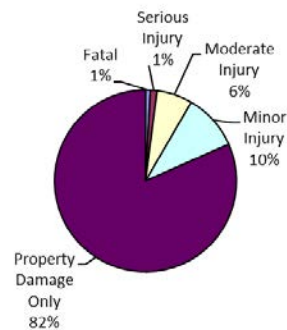


| Costs of Alcohol-Involved Crashes in Calhoun County (2015 dollars) | | | | | | |
|--|---------------------|--------------------|--------------------|--------------------|----------------------|---------------------|
| | Fatal | Serious Injury | Moderate Injury | Minor Injury | Property Damage Only | Total |
| Medical Care | \$71,584 | \$656,759 | \$663,379 | \$274,690 | \$36,801 | \$1,703,214 |
| Future Earnings (Lost Wages) | \$7,222,404 | \$1,016,675 | \$1,228,051 | \$413,263 | \$40,987 | \$9,921,380 |
| Public Services | \$5,400 | \$4,669 | \$8,330 | \$2,857 | \$3,479 | \$24,735 |
| Adjudication & Sanctioning | \$637,538 | \$154,747 | \$168,297 | \$56,528 | \$5,758 | \$1,022,867 |
| Property Damage & Loss | \$138,916 | \$135,476 | \$357,481 | \$162,931 | \$328,840 | \$1,123,643 |
| Subtotal (Monetary Cost) | \$8,075,843 | \$1,968,325 | \$2,425,538 | \$910,268 | \$415,865 | \$13,795,838 |
| Quality of Life | \$45,176,506 | \$5,048,764 | \$5,757,989 | \$1,327,669 | \$133,541 | \$57,444,468 |
| Total (Comprehensive Cost) | \$53,252,348 | \$7,017,089 | \$8,183,526 | \$2,237,937 | \$549,406 | \$71,240,306 |

Calhoun County Teen Driver Crashes

| Crash Casualty Severity | Crash Casualties | Crash Costs |
|--------------------------------|------------------|--------------|
| Fatal | 8 | \$71,003,131 |
| Serious Injury | 11 | \$5,361,288 |
| Moderate Injury | 59 | \$7,961,651 |
| Minor Injury | 93 | \$6,249,629 |
| Property Damage Only | 759 | \$3,299,708 |
| Total | 930 | \$93,875,408 |
| Average cost of crash casualty | | \$100,941 |

Crash Casualties



Crash Costs



| Costs of Teen Driver Crashes in Calhoun County (2015 dollars) | | | | | | |
|---|---------------------|--------------------|--------------------|--------------------|----------------------|---------------------|
| | Fatal | Serious Injury | Moderate Injury | Minor Injury | Property Damage Only | Total |
| Medical Care | \$95,446 | \$289,655 | \$371,435 | \$533,770 | \$197,517 | \$1,487,823 |
| Future Earnings (Lost Wages) | \$9,629,872 | \$442,286 | \$685,805 | \$804,718 | \$226,066 | \$11,788,748 |
| Public Services | \$7,200 | \$1,916 | \$4,518 | \$5,391 | \$16,627 | \$35,652 |
| Adjudication & Sanctioning | \$850,051 | \$93,922 | \$99,161 | \$104,397 | \$13,425 | \$1,160,956 |
| Property Damage & Loss | \$185,221 | \$70,289 | \$230,502 | \$356,350 | \$2,049,120 | \$2,891,482 |
| Subtotal (Monetary Cost) | \$10,767,790 | \$898,068 | \$1,391,422 | \$1,804,627 | \$2,502,754 | \$17,364,661 |
| Quality of Life | \$60,235,341 | \$4,463,221 | \$6,570,229 | \$4,445,002 | \$796,955 | \$76,510,747 |
| Total (Comprehensive Cost) | \$71,003,131 | \$5,361,288 | \$7,961,651 | \$6,249,629 | \$3,299,708 | \$93,875,408 |

Calhoun County Motorcycle Crashes

| Injury Severity | Motorcyclist Crash Victims | Motorcyclist Victim Costs |
|--------------------------------|-------------------------------|------------------------------|
| Fatal | 2 | \$17,631,846 |
| Serious Injury | 9 | \$4,597,979 |
| Moderate Injury | 30 | \$3,564,284 |
| Minor Injury | 11 | \$1,231,719 |
| Property Damage Only | 29 | \$115,595 |
| Total | 81 | \$27,141,423 |
| Average cost of crash casualty | \$335,079 | |

| Injury Severity | Non-motorcyclist Crash Victims | Non-motorcyclist Victim Costs |
|--------------------------------|-----------------------------------|----------------------------------|
| Fatal | 0 | \$0 |
| Serious Injury | 2 | \$974,780 |
| Moderate Injury | 0 | \$0 |
| Minor Injury | 1 | \$67,200 |
| Property Damage Only | 22 | \$62,357 |
| Total | 25 | \$1,104,337 |
| Average cost of crash casualty | \$44,173 | |

| Motorcyclist Victim Costs in Motorcycle Crashes in Calhoun County (2015 dollars) | | | | | | |
|--|--------------|----------------|-----------------|--------------|----------------------|--------------|
| | Fatal | Serious Injury | Moderate Injury | Minor Injury | Property Damage Only | Total |
| Medical Care | \$23,861 | \$376,001 | \$271,102 | \$94,667 | \$4,012 | \$769,644 |
| Future Earnings (Lost Wages) | \$2,418,966 | \$551,049 | \$457,190 | \$155,925 | \$6,356 | \$3,589,485 |
| Public Services | \$1,577 | \$3,182 | \$5,178 | \$1,806 | \$1,745 | \$13,488 |
| Adjudication & Sanctioning | \$212,514 | \$85,517 | \$80,122 | \$27,457 | \$5,382 | \$410,992 |
| Property Damage & Loss | \$25,902 | \$88,703 | \$235,180 | \$83,238 | \$67,770 | \$500,794 |
| Subtotal (Monetary Cost) | \$2,682,820 | \$1,104,451 | \$1,048,772 | \$363,093 | \$85,267 | \$5,284,402 |
| Quality of Life | \$14,949,027 | \$3,493,527 | \$2,515,513 | \$868,626 | \$30,328 | \$21,857,021 |
| Total (Comprehensive Cost) | \$17,631,846 | \$4,597,979 | \$3,564,284 | \$1,231,719 | \$115,595 | \$27,141,423 |

| Non-motorcyclist Victim Costs in Motorcycle Crashes in Calhoun County (2015 dollars) | | | | | | |
|--|-------|----------------|-----------------|--------------|----------------------|-------------|
| | Fatal | Serious Injury | Moderate Injury | Minor Injury | Property Damage Only | Total |
| Medical Care | \$0 | \$52,665 | \$0 | \$5,739 | \$0 | \$58,404 |
| Future Earnings (Lost Wages) | \$0 | \$80,416 | \$0 | \$8,653 | \$1,946 | \$91,015 |
| Public Services | \$0 | \$348 | \$0 | \$58 | \$461 | \$867 |
| Adjudication & Sanctioning | \$0 | \$17,077 | \$0 | \$1,123 | \$0 | \$18,199 |
| Property Damage & Loss | \$0 | \$12,780 | \$0 | \$3,832 | \$59,950 | \$76,561 |
| Subtotal (Monetary Cost) | \$0 | \$163,285 | \$0 | \$19,405 | \$62,357 | \$245,047 |
| Quality of Life | \$0 | \$811,495 | \$0 | \$47,796 | \$0 | \$859,290 |
| Total (Comprehensive Cost) | \$0 | \$974,780 | \$0 | \$67,200 | \$62,357 | \$1,104,337 |

| Costs of Motorcycle Crashes in Calhoun County (2015 dollars) | | | | | | |
|--|--------------|----------------|-----------------|--------------|----------------------|--------------|
| | Fatal | Serious Injury | Moderate Injury | Minor Injury | Property Damage Only | Total |
| Medical Care | \$23,861 | \$428,665 | \$271,102 | \$100,407 | \$4,012 | \$828,048 |
| Future Earnings (Lost Wages) | \$2,418,966 | \$631,464 | \$457,190 | \$164,577 | \$8,303 | \$3,680,500 |
| Public Services | \$1,577 | \$3,530 | \$5,178 | \$1,864 | \$2,206 | \$14,355 |
| Adjudication & Sanctioning | \$212,514 | \$102,594 | \$80,122 | \$28,579 | \$5,382 | \$429,191 |
| Property Damage & Loss | \$25,902 | \$101,483 | \$235,180 | \$87,070 | \$127,720 | \$577,355 |
| Subtotal (Monetary Cost) | \$2,682,820 | \$1,267,736 | \$1,048,772 | \$382,498 | \$147,624 | \$5,529,449 |
| Quality of Life | \$14,949,027 | \$4,305,022 | \$2,515,513 | \$916,421 | \$30,328 | \$22,716,311 |
| Total (Comprehensive Cost) | \$17,631,846 | \$5,572,758 | \$3,564,284 | \$1,298,919 | \$177,952 | \$28,245,760 |

Motorcycle Crash Casualties



Motorcycle Crash Costs



Calhoun County

Medium/Large Truck Crashes

| Crash Casualty Severity | Crash Casualties | Crash Costs |
|--------------------------------|------------------|--------------|
| Fatal | 1 | \$8,883,936 |
| Serious Injury | 6 | \$4,155,762 |
| Moderate Injury | 17 | \$4,675,527 |
| Minor Injury | 32 | \$4,144,128 |
| Property Damage Only | 283 | \$2,566,810 |
| Total | 339 | \$24,426,163 |
| Average cost of crash casualty | | \$72,054 |

Crash Casualties



Crash Costs



| Costs of Medium/Large Truck Crashes in Calhoun County (2015 dollars) | | | | | | |
|--|--------------------|--------------------|--------------------|--------------------|----------------------|---------------------|
| | Fatal | Serious Injury | Moderate Injury | Minor Injury | Property Damage Only | Total |
| Medical Care | \$11,931 | \$250,482 | \$302,685 | \$261,280 | \$105,842 | \$932,220 |
| Future Earnings (Lost Wages) | \$1,203,734 | \$715,404 | \$867,748 | \$697,216 | \$772,590 | \$4,256,692 |
| Public Services | \$900 | \$1,932 | \$2,992 | \$6,176 | \$13,301 | \$25,301 |
| Adjudication & Sanctioning | \$106,256 | \$96,696 | \$117,164 | \$95,968 | \$88,013 | \$504,097 |
| Property Damage & Loss | \$31,697 | \$75,330 | \$158,440 | \$214,688 | \$961,917 | \$1,442,072 |
| Subtotal (Monetary Cost) | \$1,354,518 | \$1,139,844 | \$1,449,029 | \$1,275,328 | \$1,941,663 | \$7,160,382 |
| Quality of Life | \$7,529,418 | \$3,015,918 | \$3,226,498 | \$2,868,800 | \$625,147 | \$17,265,781 |
| Total (Comprehensive Cost) | \$8,883,936 | \$4,155,762 | \$4,675,527 | \$4,144,128 | \$2,566,810 | \$24,426,163 |

Cass County

Traffic Crashes and Crime

| Traffic Crash Casualty Severity | Traffic Crash Casualties | Traffic Crash Costs |
|--|--------------------------|---------------------|
| Fatal | 15 | \$133,130,871 |
| Serious Injury | 47 | \$22,907,322 |
| Moderate Injury | 85 | \$11,470,176 |
| Minor Injury | 185 | \$12,432,057 |
| Property Damage Only | 1,589 | \$6,908,085 |
| Total | 1,921 | \$186,848,511 |
| Average cost of traffic crash casualty | | \$97,266 |

| Index Crime Category | Number of Index Crimes | Index Crime Costs |
|-----------------------------|------------------------|-------------------|
| Murder | 2 | \$14,577,616 |
| Rape | 35 | \$14,025,972 |
| Aggravated Assault | 46 | \$1,445,813 |
| Robbery | 8 | \$273,434 |
| Larceny | 381 | \$1,557,868 |
| Burglary | 211 | \$940,906 |
| Motor Vehicle Theft | 32 | \$292,348 |
| Total | 715 | \$33,113,957 |
| Average cost of index crime | | \$46,313 |

| Costs of Traffic Crashes in Cass County (2015 dollars) | | | | | | |
|--|----------------------|---------------------|---------------------|---------------------|----------------------|----------------------|
| | Fatal | Serious Injury | Moderate Injury | Minor Injury | Property Damage Only | Total |
| Medical Care | \$178,961 | \$1,237,618 | \$535,119 | \$1,061,801 | \$413,510 | \$3,427,008 |
| Future Earnings (Lost Wages) | \$18,056,011 | \$1,889,766 | \$988,024 | \$1,600,784 | \$473,278 | \$23,007,864 |
| Public Services | \$13,501 | \$8,185 | \$6,509 | \$10,725 | \$34,810 | \$73,728 |
| Adjudication & Sanctioning | \$1,593,845 | \$401,305 | \$142,860 | \$207,672 | \$28,105 | \$2,373,787 |
| Property Damage & Loss | \$347,289 | \$300,325 | \$332,080 | \$708,867 | \$4,289,923 | \$5,978,484 |
| Subtotal (Monetary Cost) | \$20,189,607 | \$3,837,198 | \$2,004,592 | \$3,589,849 | \$5,239,625 | \$34,860,871 |
| Quality of Life | \$112,941,264 | \$19,070,124 | \$9,465,584 | \$8,842,208 | \$1,668,460 | \$151,987,640 |
| Total (Comprehensive Cost) | \$133,130,871 | \$22,907,322 | \$11,470,176 | \$12,432,057 | \$6,908,085 | \$186,848,511 |

| Costs of Index Crimes in Cass County (2015 dollars) | | | | | | | | |
|---|---------------------|---------------------|--------------------|------------------|--------------------|------------------|---------------------|---------------------|
| | Murder | Rape | Aggravated Assault | Robbery | Larceny | Burglary | Motor Vehicle Theft | Total |
| Medical Care | \$55,475 | \$314,386 | \$71,196 | \$12,275 | \$0 | \$0 | \$0 | \$453,333 |
| Future Earnings (Lost Wages) | \$1,837,138 | \$196,162 | \$50,322 | \$12,650 | \$10,001 | \$6,974 | \$3,173 | \$2,116,420 |
| Public Services | \$5,692 | \$27,590 | \$15,376 | \$3,233 | \$168,011 | \$94,681 | \$8,600 | \$323,183 |
| Adjudication & Sanctioning | \$788,740 | \$861,881 | \$544,648 | \$45,145 | \$775,944 | \$163,788 | \$66,772 | \$3,236,918 |
| Property Damage and Loss | \$349 | \$5,483 | \$3,213 | \$9,124 | \$355,840 | \$539,827 | \$205,089 | \$1,118,925 |
| Subtotal (Monetary Cost) | \$2,687,395 | \$1,405,501 | \$684,755 | \$82,427 | \$1,309,796 | \$805,271 | \$273,634 | \$7,248,779 |
| Quality of Life | \$11,890,221 | \$12,620,470 | \$761,057 | \$191,006 | \$248,073 | \$135,636 | \$18,714 | \$25,865,178 |
| Total (Comprehensive Costs) | \$14,577,616 | \$14,025,972 | \$1,445,813 | \$273,434 | \$1,557,868 | \$940,906 | \$292,348 | \$33,113,957 |

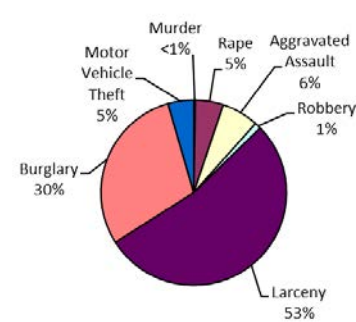
Traffic Crash Casualties



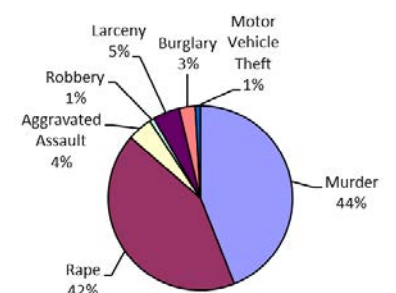
Traffic Crash Costs



Index Crimes



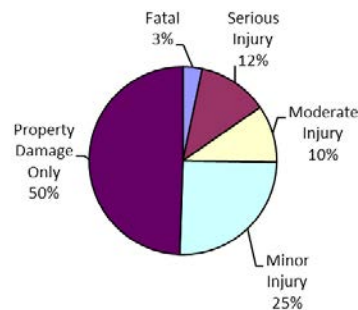
Index Crime Costs



Cass County Alcohol-Involved Crashes

| Crash Casualty Severity | Crash Casualties | Crash Costs |
|--------------------------------|------------------|--------------|
| Fatal | 3 | \$26,626,174 |
| Serious Injury | 11 | \$6,432,332 |
| Moderate Injury | 9 | \$1,534,411 |
| Minor Injury | 23 | \$1,979,713 |
| Property Damage Only | 45 | \$206,027 |
| Total | 91 | \$36,778,657 |
| Average cost of crash casualty | \$404,161 | |

Crash Casualties



Crash Costs

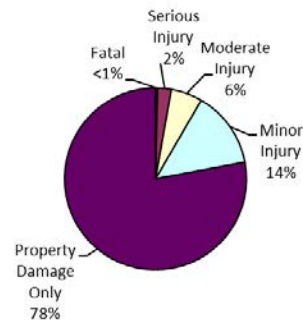


| Costs of Alcohol-Involved Crashes in Cass County (2015 dollars) | | | | | | |
|---|---------------------|--------------------|--------------------|--------------------|----------------------|---------------------|
| | Fatal | Serious Injury | Moderate Injury | Minor Injury | Property Damage Only | Total |
| Medical Care | \$35,792 | \$602,029 | \$124,384 | \$242,995 | \$13,800 | \$1,019,000 |
| Future Earnings (Lost Wages) | \$3,611,202 | \$931,952 | \$230,260 | \$365,578 | \$15,370 | \$5,154,362 |
| Public Services | \$2,700 | \$4,280 | \$1,562 | \$2,527 | \$1,305 | \$12,374 |
| Adjudication & Sanctioning | \$318,769 | \$141,851 | \$31,556 | \$50,005 | \$2,159 | \$544,340 |
| Property Damage & Loss | \$69,458 | \$124,186 | \$67,028 | \$144,131 | \$123,315 | \$528,117 |
| Subtotal (Monetary Cost) | \$4,037,921 | \$1,804,298 | \$454,788 | \$805,237 | \$155,949 | \$7,258,194 |
| Quality of Life | \$22,588,253 | \$4,628,034 | \$1,079,623 | \$1,174,476 | \$50,078 | \$29,520,464 |
| Total (Comprehensive Cost) | \$26,626,174 | \$6,432,332 | \$1,534,411 | \$1,979,713 | \$206,027 | \$36,778,657 |

Cass County Teen Driver Crashes

| Crash Casualty Severity | Crash Casualties | Crash Costs |
|--------------------------------|------------------|--------------|
| Fatal | 1 | \$8,875,391 |
| Serious Injury | 7 | \$3,411,729 |
| Moderate Injury | 16 | \$2,159,092 |
| Minor Injury | 39 | \$2,620,812 |
| Property Damage Only | 223 | \$969,480 |
| Total | 286 | \$18,036,504 |
| Average cost of crash casualty | | \$63,065 |

Crash Casualties



Crash Costs



| Costs of Teen Driver Crashes in Cass County (2015 dollars) | | | | | | |
|--|--------------------|--------------------|--------------------|--------------------|----------------------|---------------------|
| | Fatal | Serious Injury | Moderate Injury | Minor Injury | Property Damage Only | Total |
| Medical Care | \$11,931 | \$184,326 | \$100,728 | \$223,839 | \$58,032 | \$578,856 |
| Future Earnings (Lost Wages) | \$1,203,734 | \$281,455 | \$185,981 | \$337,463 | \$66,420 | \$2,075,052 |
| Public Services | \$900 | \$1,219 | \$1,225 | \$2,261 | \$4,885 | \$10,490 |
| Adjudication & Sanctioning | \$106,256 | \$59,769 | \$26,891 | \$43,779 | \$3,944 | \$240,640 |
| Property Damage & Loss | \$23,153 | \$44,729 | \$62,509 | \$149,437 | \$602,047 | \$881,875 |
| Subtotal (Monetary Cost) | \$1,345,974 | \$571,498 | \$377,335 | \$756,779 | \$735,328 | \$3,786,913 |
| Quality of Life | \$7,529,418 | \$2,840,231 | \$1,781,757 | \$1,864,033 | \$234,151 | \$14,249,590 |
| Total (Comprehensive Cost) | \$8,875,391 | \$3,411,729 | \$2,159,092 | \$2,620,812 | \$969,480 | \$18,036,504 |

Cass County Motorcycle Crashes

| Injury Severity | Motorcyclist Crash Victims | Motorcyclist Victim Costs |
|--------------------------------|-------------------------------|------------------------------|
| Fatal | 2 | \$17,631,846 |
| Serious Injury | 2 | \$1,021,773 |
| Moderate Injury | 5 | \$594,047 |
| Minor Injury | 6 | \$671,847 |
| Property Damage Only | 5 | \$19,930 |
| Total | 20 | \$19,939,444 |
| Average cost of crash casualty | \$996,972 | |

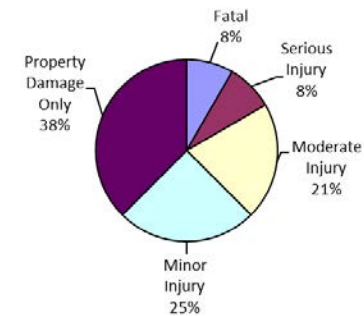
| Injury Severity | Non-motorcyclist Crash Victims | Non-motorcyclist Victim Costs |
|--------------------------------|-----------------------------------|----------------------------------|
| Fatal | 0 | \$0 |
| Serious Injury | 0 | \$0 |
| Moderate Injury | 0 | \$0 |
| Minor Injury | 0 | \$0 |
| Property Damage Only | 4 | \$11,338 |
| Total | 4 | \$11,338 |
| Average cost of crash casualty | \$2,834 | |

| Motorcyclist Victim Costs in Motorcycle Crashes in Cass County (2015 dollars) | | | | | | |
|---|--------------|----------------|-----------------|--------------|----------------------|--------------|
| | Fatal | Serious Injury | Moderate Injury | Minor Injury | Property Damage Only | Total |
| Medical Care | \$23,861 | \$83,556 | \$45,184 | \$51,637 | \$692 | \$204,929 |
| Future Earnings (Lost Wages) | \$2,418,966 | \$122,455 | \$76,198 | \$85,050 | \$1,096 | \$2,703,765 |
| Public Services | \$1,577 | \$707 | \$863 | \$985 | \$301 | \$4,433 |
| Adjudication & Sanctioning | \$212,514 | \$19,004 | \$13,354 | \$14,976 | \$928 | \$260,776 |
| Property Damage & Loss | \$25,902 | \$19,712 | \$39,197 | \$45,403 | \$11,685 | \$141,898 |
| Subtotal (Monetary Cost) | \$2,682,820 | \$245,434 | \$174,795 | \$198,051 | \$14,701 | \$3,315,801 |
| Quality of Life | \$14,949,027 | \$776,339 | \$419,252 | \$473,796 | \$5,229 | \$16,623,643 |
| Total (Comprehensive Cost) | \$17,631,846 | \$1,021,773 | \$594,047 | \$671,847 | \$19,930 | \$19,939,444 |

| Non-motorcyclist Victim Costs in Motorcycle Crashes in Cass County (2015 dollars) | | | | | | |
|---|-------|----------------|-----------------|--------------|----------------------|----------|
| | Fatal | Serious Injury | Moderate Injury | Minor Injury | Property Damage Only | Total |
| Medical Care | \$0 | \$0 | \$0 | \$0 | \$0 | \$0 |
| Future Earnings (Lost Wages) | \$0 | \$0 | \$0 | \$0 | \$354 | \$354 |
| Public Services | \$0 | \$0 | \$0 | \$0 | \$84 | \$84 |
| Adjudication & Sanctioning | \$0 | \$0 | \$0 | \$0 | \$0 | \$0 |
| Property Damage & Loss | \$0 | \$0 | \$0 | \$0 | \$10,900 | \$10,900 |
| Subtotal (Monetary Cost) | \$0 | \$0 | \$0 | \$0 | \$11,338 | \$11,338 |
| Quality of Life | \$0 | \$0 | \$0 | \$0 | \$0 | \$0 |
| Total (Comprehensive Cost) | \$0 | \$0 | \$0 | \$0 | \$11,338 | \$11,338 |

| Costs of Motorcycle Crashes in Cass County (2015 dollars) | | | | | | |
|---|--------------|----------------|-----------------|--------------|----------------------|--------------|
| | Fatal | Serious Injury | Moderate Injury | Minor Injury | Property Damage Only | Total |
| Medical Care | \$23,861 | \$83,556 | \$45,184 | \$51,637 | \$692 | \$204,929 |
| Future Earnings (Lost Wages) | \$2,418,966 | \$122,455 | \$76,198 | \$85,050 | \$1,450 | \$2,704,119 |
| Public Services | \$1,577 | \$707 | \$863 | \$985 | \$385 | \$4,516 |
| Adjudication & Sanctioning | \$212,514 | \$19,004 | \$13,354 | \$14,976 | \$928 | \$260,776 |
| Property Damage & Loss | \$25,902 | \$19,712 | \$39,197 | \$45,403 | \$22,585 | \$152,798 |
| Subtotal (Monetary Cost) | \$2,682,820 | \$245,434 | \$174,795 | \$198,051 | \$26,039 | \$3,327,138 |
| Quality of Life | \$14,949,027 | \$776,339 | \$419,252 | \$473,796 | \$5,229 | \$16,623,643 |
| Total (Comprehensive Cost) | \$17,631,846 | \$1,021,773 | \$594,047 | \$671,847 | \$31,268 | \$19,950,781 |

Motorcycle Crash Casualties



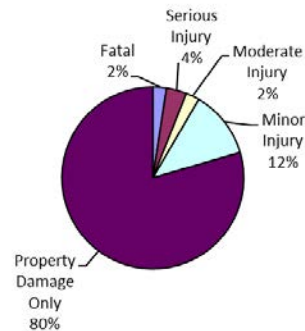
Motorcycle Crash Costs



Cass County Medium/Large Truck Crashes

| Crash Casualty Severity | Crash Casualties | Crash Costs |
|--------------------------------|------------------|--------------|
| Fatal | 2 | \$17,767,872 |
| Serious Injury | 3 | \$2,077,881 |
| Moderate Injury | 2 | \$550,062 |
| Minor Injury | 10 | \$1,295,040 |
| Property Damage Only | 66 | \$598,620 |
| Total | 83 | \$22,289,475 |
| Average cost of crash casualty | \$268,548 | |

Crash Casualties



Crash Costs



| Costs of Medium/Large Truck Crashes in Cass County (2015 dollars) | | | | | | |
|---|---------------------|--------------------|------------------|--------------------|----------------------|---------------------|
| | Fatal | Serious Injury | Moderate Injury | Minor Injury | Property Damage Only | Total |
| Medical Care | \$23,861 | \$125,241 | \$35,610 | \$81,650 | \$24,684 | \$291,046 |
| Future Earnings (Lost Wages) | \$2,407,468 | \$357,702 | \$102,088 | \$217,880 | \$180,180 | \$3,265,318 |
| Public Services | \$1,800 | \$966 | \$352 | \$1,930 | \$3,102 | \$8,150 |
| Adjudication & Sanctioning | \$212,513 | \$48,348 | \$13,784 | \$29,990 | \$20,526 | \$325,161 |
| Property Damage & Loss | \$63,394 | \$37,665 | \$18,640 | \$67,090 | \$224,334 | \$411,123 |
| Subtotal (Monetary Cost) | \$2,709,036 | \$569,922 | \$170,474 | \$398,540 | \$452,826 | \$4,300,798 |
| Quality of Life | \$15,058,835 | \$1,507,959 | \$379,588 | \$896,500 | \$145,794 | \$17,988,676 |
| Total (Comprehensive Cost) | \$17,767,872 | \$2,077,881 | \$550,062 | \$1,295,040 | \$598,620 | \$22,289,475 |

Charlevoix County Traffic Crashes and Crime

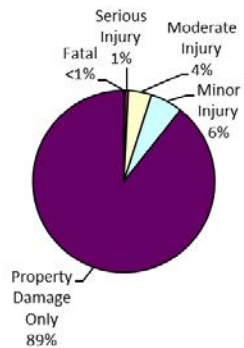
| Traffic Crash Casualty Severity | Traffic Crash Casualties | Traffic Crash Costs |
|--|--------------------------|---------------------|
| Fatal | 3 | \$26,626,174 |
| Serious Injury | 9 | \$4,386,509 |
| Moderate Injury | 63 | \$8,501,424 |
| Minor Injury | 88 | \$5,913,627 |
| Property Damage Only | 1,361 | \$5,916,868 |
| Total | 1,524 | \$51,344,603 |
| Average cost of traffic crash casualty | \$33,691 | |

| Index Crime Category | Number of Index Crimes | Index Crime Costs |
|-----------------------------|------------------------|-------------------|
| Murder | 1 | \$7,288,808 |
| Rape | 19 | \$7,614,099 |
| Aggravated Assault | 20 | \$628,614 |
| Robbery | 0 | \$0 |
| Larceny | 215 | \$879,112 |
| Burglary | 40 | \$178,371 |
| Motor Vehicle Theft | 7 | \$63,951 |
| Total | 302 | \$16,652,955 |
| Average cost of index crime | \$55,142 | |

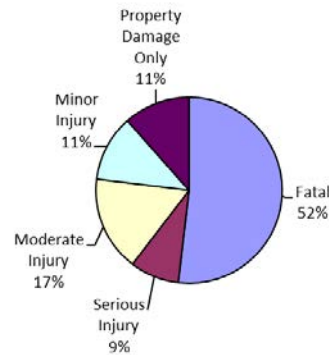
| Costs of Traffic Crashes in Charlevoix County (2015 dollars) | | | | | | |
|--|---------------------|--------------------|--------------------|--------------------|----------------------|---------------------|
| | Fatal | Serious Injury | Moderate Injury | Minor Injury | Property Damage Only | Total |
| Medical Care | \$35,792 | \$236,991 | \$396,618 | \$505,073 | \$354,177 | \$1,528,650 |
| Future Earnings (Lost Wages) | \$3,611,202 | \$361,870 | \$732,300 | \$761,454 | \$405,369 | \$5,872,196 |
| Public Services | \$2,700 | \$1,567 | \$4,824 | \$5,101 | \$29,815 | \$44,008 |
| Adjudication & Sanctioning | \$318,769 | \$76,846 | \$105,884 | \$98,784 | \$24,072 | \$624,356 |
| Property Damage & Loss | \$69,458 | \$57,509 | \$246,130 | \$337,191 | \$3,674,377 | \$4,384,665 |
| Subtotal (Monetary Cost) | \$4,037,921 | \$734,783 | \$1,485,756 | \$1,707,604 | \$4,487,810 | \$12,453,874 |
| Quality of Life | \$22,588,253 | \$3,651,726 | \$7,015,668 | \$4,206,023 | \$1,429,058 | \$38,890,729 |
| Total (Comprehensive Cost) | \$26,626,174 | \$4,386,509 | \$8,501,424 | \$5,913,627 | \$5,916,868 | \$51,344,603 |

| Costs of Index Crimes in Charlevoix County (2015 dollars) | | | | | | | | |
|---|--------------------|--------------------|--------------------|------------|------------------|------------------|---------------------|---------------------|
| | Murder | Rape | Aggravated Assault | Robbery | Larceny | Burglary | Motor Vehicle Theft | Total |
| Medical Care | \$27,738 | \$170,667 | \$30,955 | \$0 | \$0 | \$0 | \$0 | \$229,359 |
| Future Earnings (Lost Wages) | \$918,569 | \$106,488 | \$21,879 | \$0 | \$5,644 | \$1,322 | \$694 | \$1,054,596 |
| Public Services | \$2,846 | \$14,977 | \$6,685 | \$0 | \$94,809 | \$17,949 | \$1,881 | \$139,148 |
| Adjudication & Sanctioning | \$394,370 | \$467,878 | \$236,803 | \$0 | \$437,869 | \$31,050 | \$12,419 | \$1,580,389 |
| Property Damage and Loss | \$175 | \$2,977 | \$1,397 | \$0 | \$200,802 | \$102,337 | \$44,863 | \$352,550 |
| Subtotal (Monetary Cost) | \$1,343,697 | \$762,986 | \$297,220 | \$0 | \$739,124 | \$152,658 | \$59,857 | \$3,356,042 |
| Quality of Life | \$5,945,111 | \$6,851,112 | \$330,895 | \$0 | \$139,988 | \$25,713 | \$4,094 | \$13,296,913 |
| Total (Comprehensive Costs) | \$7,288,808 | \$7,614,099 | \$628,614 | \$0 | \$879,112 | \$178,371 | \$63,951 | \$16,652,955 |

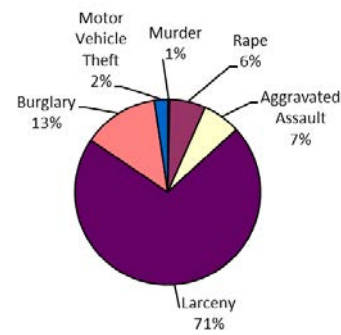
Traffic Crash Casualties



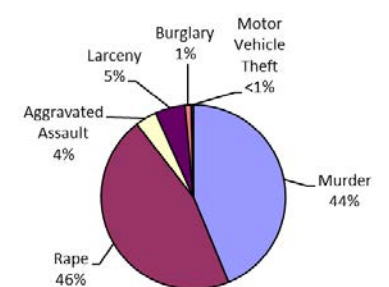
Traffic Crash Costs



Index Crimes



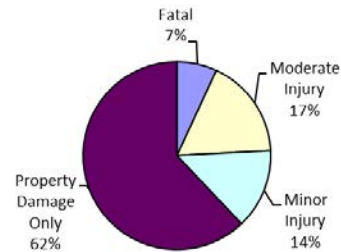
Index Crime Costs



Charlevoix County Alcohol-Involved Crashes

| Crash Casualty Severity | Crash Casualties | Crash Costs |
|--------------------------------|------------------|---------------------|
| Fatal | 2 | \$17,750,783 |
| Serious Injury | 0 | \$0 |
| Moderate Injury | 5 | \$852,451 |
| Minor Injury | 4 | \$344,298 |
| Property Damage Only | 18 | \$82,411 |
| Total | 29 | \$19,029,942 |
| Average cost of crash casualty | \$656,205 | |

Crash Casualties



Crash Costs

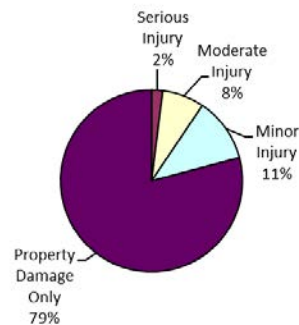


| Costs of Alcohol-Involved Crashes in Charlevoix County (2015 dollars) | | | | | | |
|---|---------------------|----------------|------------------|------------------|----------------------|---------------------|
| | Fatal | Serious Injury | Moderate Injury | Minor Injury | Property Damage Only | Total |
| Medical Care | \$23,861 | \$0 | \$69,102 | \$42,260 | \$5,520 | \$140,744 |
| Future Earnings (Lost Wages) | \$2,407,468 | \$0 | \$127,922 | \$63,579 | \$6,148 | \$2,605,117 |
| Public Services | \$1,800 | \$0 | \$868 | \$439 | \$522 | \$3,629 |
| Adjudication & Sanctioning | \$212,513 | \$0 | \$17,531 | \$8,697 | \$864 | \$239,604 |
| Property Damage & Loss | \$46,305 | \$0 | \$37,238 | \$25,066 | \$49,326 | \$157,935 |
| Subtotal (Monetary Cost) | \$2,691,948 | \$0 | \$252,660 | \$140,041 | \$62,380 | \$3,147,029 |
| Quality of Life | \$15,058,835 | \$0 | \$599,790 | \$204,257 | \$20,031 | \$15,882,914 |
| Total (Comprehensive Cost) | \$17,750,783 | \$0 | \$852,451 | \$344,298 | \$82,411 | \$19,029,942 |

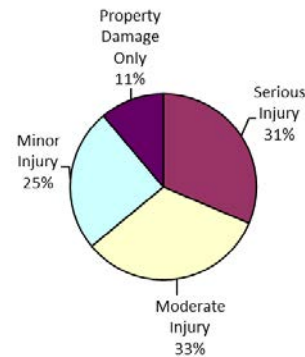
Charlevoix County Teen Driver Crashes

| Crash Casualty Severity | Crash Casualties | Crash Costs |
|--------------------------------|------------------|-------------|
| Fatal | 0 | \$0 |
| Serious Injury | 4 | \$1,949,559 |
| Moderate Injury | 15 | \$2,024,149 |
| Minor Injury | 23 | \$1,545,607 |
| Property Damage Only | 159 | \$691,243 |
| Total | 201 | \$6,210,558 |
| Average cost of crash casualty | | \$30,898 |

Crash Casualties



Crash Costs



| Costs of Teen Driver Crashes in Charlevoix County (2015 dollars) | | | | | | |
|--|------------|--------------------|--------------------|--------------------|----------------------|--------------------|
| | Fatal | Serious Injury | Moderate Injury | Minor Injury | Property Damage Only | Total |
| Medical Care | \$0 | \$105,329 | \$94,433 | \$132,008 | \$41,377 | \$373,147 |
| Future Earnings (Lost Wages) | \$0 | \$160,831 | \$174,357 | \$199,016 | \$47,358 | \$581,562 |
| Public Services | \$0 | \$697 | \$1,149 | \$1,333 | \$3,483 | \$6,662 |
| Adjudication & Sanctioning | \$0 | \$34,154 | \$25,211 | \$25,819 | \$2,812 | \$87,995 |
| Property Damage & Loss | \$0 | \$25,560 | \$58,602 | \$88,129 | \$429,262 | \$601,554 |
| Subtotal (Monetary Cost) | \$0 | \$326,570 | \$353,751 | \$446,306 | \$524,292 | \$1,650,919 |
| Quality of Life | \$0 | \$1,622,989 | \$1,670,397 | \$1,099,302 | \$166,951 | \$4,559,639 |
| Total (Comprehensive Cost) | \$0 | \$1,949,559 | \$2,024,149 | \$1,545,607 | \$691,243 | \$6,210,558 |

Charlevoix County Motorcycle Crashes

| Injury Severity | Motorcyclist Crash Victims | Motorcyclist Victim Costs |
|--------------------------------|-------------------------------|------------------------------|
| Fatal | 0 | \$0 |
| Serious Injury | 1 | \$510,887 |
| Moderate Injury | 2 | \$237,619 |
| Minor Injury | 4 | \$447,898 |
| Property Damage Only | 4 | \$15,944 |
| Total | 11 | \$1,212,347 |
| Average cost of crash casualty | \$110,213 | |

| Injury Severity | Non-motorcyclist Crash Victims | Non-motorcyclist Victim Costs |
|--------------------------------|-----------------------------------|----------------------------------|
| Fatal | 0 | \$0 |
| Serious Injury | 0 | \$0 |
| Moderate Injury | 0 | \$0 |
| Minor Injury | 0 | \$0 |
| Property Damage Only | 2 | \$5,669 |
| Total | 2 | \$5,669 |
| Average cost of crash casualty | \$2,834 | |

| Motorcyclist Victim Costs in Motorcycle Crashes in Charlevoix County (2015 dollars) | | | | | | |
|---|-------|----------------|-----------------|--------------|----------------------|-------------|
| | Fatal | Serious Injury | Moderate Injury | Minor Injury | Property Damage Only | Total |
| Medical Care | \$0 | \$41,778 | \$18,073 | \$34,425 | \$553 | \$94,829 |
| Future Earnings (Lost Wages) | \$0 | \$61,228 | \$30,479 | \$56,700 | \$877 | \$149,284 |
| Public Services | \$0 | \$354 | \$345 | \$657 | \$241 | \$1,596 |
| Adjudication & Sanctioning | \$0 | \$9,502 | \$5,341 | \$9,984 | \$742 | \$25,570 |
| Property Damage & Loss | \$0 | \$9,856 | \$15,679 | \$30,269 | \$9,348 | \$65,151 |
| Subtotal (Monetary Cost) | \$0 | \$122,717 | \$69,918 | \$132,034 | \$11,761 | \$336,430 |
| Quality of Life | \$0 | \$388,170 | \$167,701 | \$315,864 | \$4,183 | \$875,918 |
| Total (Comprehensive Cost) | \$0 | \$510,887 | \$237,619 | \$447,898 | \$15,944 | \$1,212,347 |

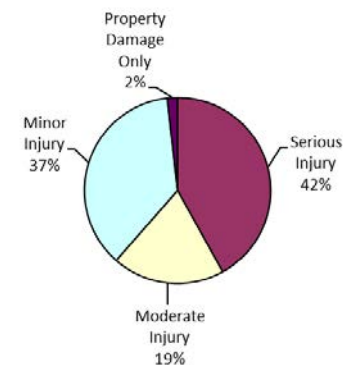
| Non-motorcyclist Victim Costs in Motorcycle Crashes in Charlevoix County (2015 dollars) | | | | | | |
|---|-------|----------------|-----------------|--------------|----------------------|---------|
| | Fatal | Serious Injury | Moderate Injury | Minor Injury | Property Damage Only | Total |
| Medical Care | \$0 | \$0 | \$0 | \$0 | \$0 | \$0 |
| Future Earnings (Lost Wages) | \$0 | \$0 | \$0 | \$0 | \$177 | \$177 |
| Public Services | \$0 | \$0 | \$0 | \$0 | \$42 | \$42 |
| Adjudication & Sanctioning | \$0 | \$0 | \$0 | \$0 | \$0 | \$0 |
| Property Damage & Loss | \$0 | \$0 | \$0 | \$0 | \$5,450 | \$5,450 |
| Subtotal (Monetary Cost) | \$0 | \$0 | \$0 | \$0 | \$5,669 | \$5,669 |
| Quality of Life | \$0 | \$0 | \$0 | \$0 | \$0 | \$0 |
| Total (Comprehensive Cost) | \$0 | \$0 | \$0 | \$0 | \$5,669 | \$5,669 |

| Costs of Motorcycle Crashes in Charlevoix County (2015 dollars) | | | | | | |
|---|-------|----------------|-----------------|--------------|----------------------|-------------|
| | Fatal | Serious Injury | Moderate Injury | Minor Injury | Property Damage Only | Total |
| Medical Care | \$0 | \$41,778 | \$18,073 | \$34,425 | \$553 | \$94,829 |
| Future Earnings (Lost Wages) | \$0 | \$61,228 | \$30,479 | \$56,700 | \$1,054 | \$149,460 |
| Public Services | \$0 | \$354 | \$345 | \$657 | \$283 | \$1,638 |
| Adjudication & Sanctioning | \$0 | \$9,502 | \$5,341 | \$9,984 | \$742 | \$25,570 |
| Property Damage & Loss | \$0 | \$9,856 | \$15,679 | \$30,269 | \$14,798 | \$70,601 |
| Subtotal (Monetary Cost) | \$0 | \$122,717 | \$69,918 | \$132,034 | \$17,430 | \$342,099 |
| Quality of Life | \$0 | \$388,170 | \$167,701 | \$315,864 | \$4,183 | \$875,918 |
| Total (Comprehensive Cost) | \$0 | \$510,887 | \$237,619 | \$447,898 | \$21,613 | \$1,218,016 |

Motorcycle Crash Casualties



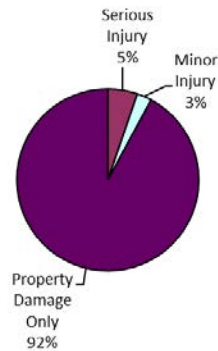
Motorcycle Crash Costs



Charlevoix County Medium/Large Truck Crashes

| Crash Casualty Severity | Crash Casualties | Crash Costs |
|--------------------------------|------------------|-------------|
| Fatal | 0 | \$0 |
| Serious Injury | 2 | \$1,385,254 |
| Moderate Injury | 0 | \$0 |
| Minor Injury | 1 | \$129,504 |
| Property Damage Only | 35 | \$317,450 |
| Total | 38 | \$1,832,208 |
| Average cost of crash casualty | | \$48,216 |

Crash Casualties



Crash Costs



| Costs of Medium/Large Truck Crashes in Charlevoix County (2015 dollars) | | | | | | |
|---|------------|--------------------|-----------------|------------------|----------------------|--------------------|
| | Fatal | Serious Injury | Moderate Injury | Minor Injury | Property Damage Only | Total |
| Medical Care | \$0 | \$83,494 | \$0 | \$8,165 | \$13,090 | \$104,749 |
| Future Earnings (Lost Wages) | \$0 | \$238,468 | \$0 | \$21,788 | \$95,550 | \$355,806 |
| Public Services | \$0 | \$644 | \$0 | \$193 | \$1,645 | \$2,482 |
| Adjudication & Sanctioning | \$0 | \$32,232 | \$0 | \$2,999 | \$10,885 | \$46,116 |
| Property Damage & Loss | \$0 | \$25,110 | \$0 | \$6,709 | \$118,965 | \$150,784 |
| Subtotal (Monetary Cost) | \$0 | \$379,948 | \$0 | \$39,854 | \$240,135 | \$659,937 |
| Quality of Life | \$0 | \$1,005,306 | \$0 | \$89,650 | \$77,315 | \$1,172,271 |
| Total (Comprehensive Cost) | \$0 | \$1,385,254 | \$0 | \$129,504 | \$317,450 | \$1,832,208 |

Cheboygan County

Traffic Crashes and Crime

| Traffic Crash Casualty Severity | Traffic Crash Casualties | Traffic Crash Costs |
|--|--------------------------|---------------------|
| Fatal | 2 | \$17,750,783 |
| Serious Injury | 19 | \$9,260,407 |
| Moderate Injury | 62 | \$8,366,481 |
| Minor Injury | 107 | \$7,190,433 |
| Property Damage Only | 895 | \$3,890,961 |
| Total | 1,085 | \$46,459,064 |
| Average cost of traffic crash casualty | \$42,819 | |

| Index Crime Category | Number of Index Crimes | Index Crime Costs |
|-----------------------------|------------------------|-------------------|
| Murder | 0 | \$0 |
| Rape | 16 | \$6,411,873 |
| Aggravated Assault | 12 | \$377,169 |
| Robbery | 0 | \$0 |
| Larceny | 191 | \$780,979 |
| Burglary | 70 | \$312,149 |
| Motor Vehicle Theft | 11 | \$100,495 |
| Total | 300 | \$7,982,663 |
| Average cost of index crime | \$26,609 | |

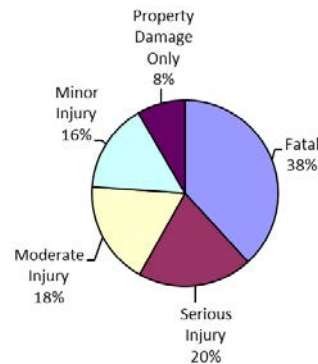
| Costs of Traffic Crashes in Cheboygan County (2015 dollars) | | | | | | |
|---|---------------------|--------------------|--------------------|--------------------|----------------------|---------------------|
| | Fatal | Serious Injury | Moderate Injury | Minor Injury | Property Damage Only | Total |
| Medical Care | \$23,861 | \$500,314 | \$390,322 | \$614,122 | \$232,908 | \$1,761,528 |
| Future Earnings (Lost Wages) | \$2,407,468 | \$763,948 | \$720,677 | \$925,859 | \$266,573 | \$5,084,525 |
| Public Services | \$1,800 | \$3,309 | \$4,748 | \$6,203 | \$19,606 | \$35,666 |
| Adjudication & Sanctioning | \$212,513 | \$162,230 | \$104,204 | \$120,113 | \$15,830 | \$614,889 |
| Property Damage & Loss | \$46,305 | \$121,408 | \$242,223 | \$409,994 | \$2,416,288 | \$3,236,217 |
| Subtotal (Monetary Cost) | \$2,691,948 | \$1,551,208 | \$1,462,173 | \$2,076,291 | \$2,951,205 | \$10,732,824 |
| Quality of Life | \$15,058,835 | \$7,709,199 | \$6,904,308 | \$5,114,142 | \$939,756 | \$35,726,240 |
| Total (Comprehensive Cost) | \$17,750,783 | \$9,260,407 | \$8,366,481 | \$7,190,433 | \$3,890,961 | \$46,459,064 |

| Costs of Index Crimes in Cheboygan County (2015 dollars) | | | | | | | | |
|--|------------|--------------------|--------------------|------------|------------------|------------------|---------------------|--------------------|
| | Murder | Rape | Aggravated Assault | Robbery | Larceny | Burglary | Motor Vehicle Theft | Total |
| Medical Care | \$0 | \$143,719 | \$18,573 | \$0 | \$0 | \$0 | \$0 | \$162,292 |
| Future Earnings (Lost Wages) | \$0 | \$89,674 | \$13,127 | \$0 | \$5,014 | \$2,314 | \$1,091 | \$111,219 |
| Public Services | \$0 | \$12,613 | \$4,011 | \$0 | \$84,226 | \$31,411 | \$2,956 | \$135,217 |
| Adjudication & Sanctioning | \$0 | \$394,003 | \$142,082 | \$0 | \$388,990 | \$54,337 | \$19,515 | \$998,928 |
| Property Damage and Loss | \$0 | \$2,507 | \$838 | \$0 | \$178,387 | \$179,090 | \$70,499 | \$431,321 |
| Subtotal (Monetary Cost) | \$0 | \$642,515 | \$178,632 | \$0 | \$656,617 | \$267,151 | \$94,062 | \$1,838,977 |
| Quality of Life | \$0 | \$5,769,358 | \$198,537 | \$0 | \$124,362 | \$44,998 | \$6,433 | \$6,143,687 |
| Total (Comprehensive Costs) | \$0 | \$6,411,873 | \$377,169 | \$0 | \$780,979 | \$312,149 | \$100,495 | \$7,982,663 |

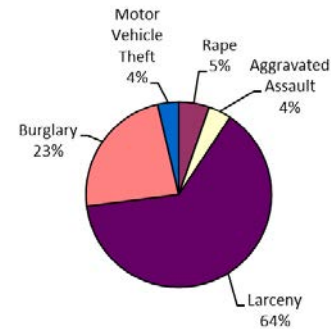
Traffic Crash Casualties



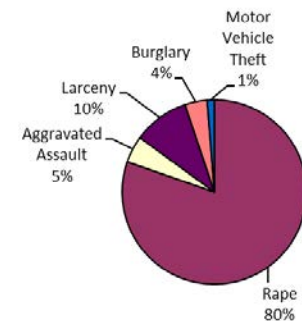
Traffic Crash Costs



Index Crimes



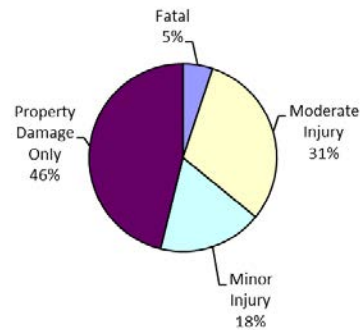
Index Crime Costs



Cheboygan County Alcohol-Involved Crashes

| Crash Casualty Severity | Crash Casualties | Crash Costs |
|--------------------------------|------------------|--------------|
| Fatal | 2 | \$17,750,783 |
| Serious Injury | 3 | \$1,754,272 |
| Moderate Injury | 12 | \$2,045,882 |
| Minor Injury | 7 | \$602,521 |
| Property Damage Only | 18 | \$82,411 |
| Total | 42 | \$22,235,869 |
| Average cost of crash casualty | \$529,425 | |

Crash Casualties



Crash Costs

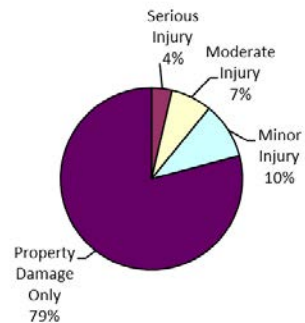


| Costs of Alcohol-Involved Crashes in Cheboygan County (2015 dollars) | | | | | | |
|--|---------------------|--------------------|--------------------|------------------|----------------------|---------------------|
| | Fatal | Serious Injury | Moderate Injury | Minor Injury | Property Damage Only | Total |
| Medical Care | \$23,861 | \$164,190 | \$165,845 | \$73,955 | \$5,520 | \$433,371 |
| Future Earnings (Lost Wages) | \$2,407,468 | \$254,169 | \$307,013 | \$111,263 | \$6,148 | \$3,086,061 |
| Public Services | \$1,800 | \$1,167 | \$2,082 | \$769 | \$522 | \$6,341 |
| Adjudication & Sanctioning | \$212,513 | \$38,687 | \$42,074 | \$15,219 | \$864 | \$309,356 |
| Property Damage & Loss | \$46,305 | \$33,869 | \$89,370 | \$43,866 | \$49,326 | \$262,736 |
| Subtotal (Monetary Cost) | \$2,691,948 | \$492,081 | \$606,384 | \$245,072 | \$62,380 | \$4,097,865 |
| Quality of Life | \$15,058,835 | \$1,262,191 | \$1,439,497 | \$357,449 | \$20,031 | \$18,138,004 |
| Total (Comprehensive Cost) | \$17,750,783 | \$1,754,272 | \$2,045,882 | \$602,521 | \$82,411 | \$22,235,869 |

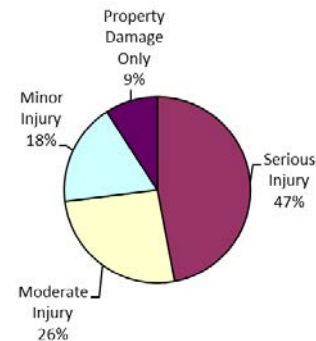
Cheboygan County Teen Driver Crashes

| Crash Casualty Severity | Crash Casualties | Crash Costs |
|--------------------------------|------------------|-------------|
| Fatal | 0 | \$0 |
| Serious Injury | 4 | \$1,949,559 |
| Moderate Injury | 8 | \$1,079,546 |
| Minor Injury | 11 | \$739,203 |
| Property Damage Only | 87 | \$378,227 |
| Total | 110 | \$4,146,536 |
| Average cost of crash casualty | | \$37,696 |

Crash Casualties



Crash Costs



| Costs of Teen Driver Crashes in Cheboygan County (2015 dollars) | | | | | | |
|---|------------|--------------------|--------------------|------------------|----------------------|--------------------|
| | Fatal | Serious Injury | Moderate Injury | Minor Injury | Property Damage Only | Total |
| Medical Care | \$0 | \$105,329 | \$50,364 | \$63,134 | \$22,640 | \$241,468 |
| Future Earnings (Lost Wages) | \$0 | \$160,831 | \$92,991 | \$95,182 | \$25,913 | \$374,916 |
| Public Services | \$0 | \$697 | \$613 | \$638 | \$1,906 | \$3,853 |
| Adjudication & Sanctioning | \$0 | \$34,154 | \$13,446 | \$12,348 | \$1,539 | \$61,486 |
| Property Damage & Loss | \$0 | \$25,560 | \$31,255 | \$42,149 | \$234,879 | \$333,842 |
| Subtotal (Monetary Cost) | \$0 | \$326,570 | \$188,667 | \$213,450 | \$286,877 | \$1,015,565 |
| Quality of Life | \$0 | \$1,622,989 | \$890,878 | \$525,753 | \$91,351 | \$3,130,971 |
| Total (Comprehensive Cost) | \$0 | \$1,949,559 | \$1,079,546 | \$739,203 | \$378,227 | \$4,146,536 |

Cheboygan County Motorcycle Crashes

| Injury Severity | Motorcyclist Crash Victims | Motorcyclist Victim Costs |
|--------------------------------|-------------------------------|------------------------------|
| Fatal | 0 | \$0 |
| Serious Injury | 3 | \$1,532,660 |
| Moderate Injury | 2 | \$237,619 |
| Minor Injury | 6 | \$671,847 |
| Property Damage Only | 8 | \$31,888 |
| Total | 19 | \$2,474,013 |
| Average cost of crash casualty | \$130,211 | |

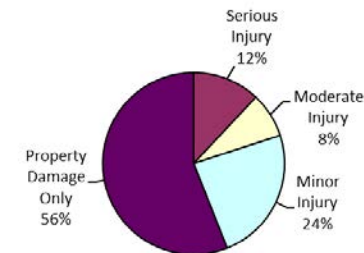
| Injury Severity | Non-motorcyclist Crash Victims | Non-motorcyclist Victim Costs |
|--------------------------------|-----------------------------------|----------------------------------|
| Fatal | 0 | \$0 |
| Serious Injury | 0 | \$0 |
| Moderate Injury | 0 | \$0 |
| Minor Injury | 0 | \$0 |
| Property Damage Only | 6 | \$17,007 |
| Total | 6 | \$17,007 |
| Average cost of crash casualty | \$2,834 | |

| Motorcyclist Victim Costs in Motorcycle Crashes in Cheboygan County (2015 dollars) | | | | | | |
|--|-------|----------------|-----------------|--------------|----------------------|-------------|
| | Fatal | Serious Injury | Moderate Injury | Minor Injury | Property Damage Only | Total |
| Medical Care | \$0 | \$125,334 | \$18,073 | \$51,637 | \$1,107 | \$196,151 |
| Future Earnings (Lost Wages) | \$0 | \$183,683 | \$30,479 | \$85,050 | \$1,753 | \$300,965 |
| Public Services | \$0 | \$1,061 | \$345 | \$985 | \$481 | \$2,872 |
| Adjudication & Sanctioning | \$0 | \$28,506 | \$5,341 | \$14,976 | \$1,485 | \$50,308 |
| Property Damage & Loss | \$0 | \$29,568 | \$15,679 | \$45,403 | \$18,695 | \$109,344 |
| Subtotal (Monetary Cost) | \$0 | \$368,150 | \$69,918 | \$198,051 | \$23,522 | \$659,641 |
| Quality of Life | \$0 | \$1,164,509 | \$167,701 | \$473,796 | \$8,366 | \$1,814,372 |
| Total (Comprehensive Cost) | \$0 | \$1,532,660 | \$237,619 | \$671,847 | \$31,888 | \$2,474,013 |

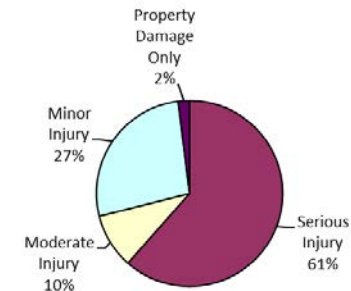
| Non-motorcyclist Victim Costs in Motorcycle Crashes in Cheboygan County (2015 dollars) | | | | | | |
|--|-------|----------------|-----------------|--------------|----------------------|----------|
| | Fatal | Serious Injury | Moderate Injury | Minor Injury | Property Damage Only | Total |
| Medical Care | \$0 | \$0 | \$0 | \$0 | \$0 | \$0 |
| Future Earnings (Lost Wages) | \$0 | \$0 | \$0 | \$0 | \$531 | \$531 |
| Public Services | \$0 | \$0 | \$0 | \$0 | \$126 | \$126 |
| Adjudication & Sanctioning | \$0 | \$0 | \$0 | \$0 | \$0 | \$0 |
| Property Damage & Loss | \$0 | \$0 | \$0 | \$0 | \$16,350 | \$16,350 |
| Subtotal (Monetary Cost) | \$0 | \$0 | \$0 | \$0 | \$17,007 | \$17,007 |
| Quality of Life | \$0 | \$0 | \$0 | \$0 | \$0 | \$0 |
| Total (Comprehensive Cost) | \$0 | \$0 | \$0 | \$0 | \$17,007 | \$17,007 |

| Costs of Motorcycle Crashes in Cheboygan County (2015 dollars) | | | | | | |
|--|-------|----------------|-----------------|--------------|----------------------|-------------|
| | Fatal | Serious Injury | Moderate Injury | Minor Injury | Property Damage Only | Total |
| Medical Care | \$0 | \$125,334 | \$18,073 | \$51,637 | \$1,107 | \$196,151 |
| Future Earnings (Lost Wages) | \$0 | \$183,683 | \$30,479 | \$85,050 | \$2,284 | \$301,496 |
| Public Services | \$0 | \$1,061 | \$345 | \$985 | \$607 | \$2,998 |
| Adjudication & Sanctioning | \$0 | \$28,506 | \$5,341 | \$14,976 | \$1,485 | \$50,308 |
| Property Damage & Loss | \$0 | \$29,568 | \$15,679 | \$45,403 | \$35,045 | \$125,694 |
| Subtotal (Monetary Cost) | \$0 | \$368,150 | \$69,918 | \$198,051 | \$40,528 | \$676,648 |
| Quality of Life | \$0 | \$1,164,509 | \$167,701 | \$473,796 | \$8,366 | \$1,814,372 |
| Total (Comprehensive Cost) | \$0 | \$1,532,660 | \$237,619 | \$671,847 | \$48,895 | \$2,491,020 |

Motorcycle Crash Casualties



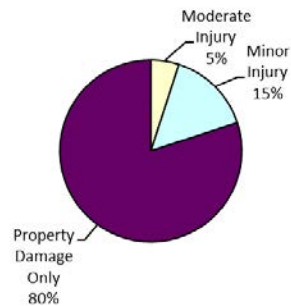
Motorcycle Crash Costs



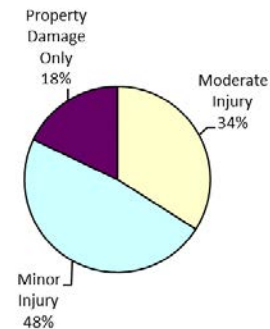
Cheboygan County Medium/Large Truck Crashes

| Crash Casualty Severity | Crash Casualties | Crash Costs |
|--------------------------------|------------------|-------------|
| Fatal | 0 | \$0 |
| Serious Injury | 0 | \$0 |
| Moderate Injury | 1 | \$275,031 |
| Minor Injury | 3 | \$388,512 |
| Property Damage Only | 16 | \$145,120 |
| Total | 20 | \$808,663 |
| Average cost of crash casualty | | \$40,433 |

Crash Casualties



Crash Costs



| Costs of Medium/Large Truck Crashes in Cheboygan County (2015 dollars) | | | | | | |
|--|------------|----------------|------------------|------------------|----------------------|------------------|
| | Fatal | Serious Injury | Moderate Injury | Minor Injury | Property Damage Only | Total |
| Medical Care | \$0 | \$0 | \$17,805 | \$24,495 | \$5,984 | \$48,284 |
| Future Earnings (Lost Wages) | \$0 | \$0 | \$51,044 | \$65,364 | \$43,680 | \$160,088 |
| Public Services | \$0 | \$0 | \$176 | \$579 | \$752 | \$1,507 |
| Adjudication & Sanctioning | \$0 | \$0 | \$6,892 | \$8,997 | \$4,976 | \$20,865 |
| Property Damage & Loss | \$0 | \$0 | \$9,320 | \$20,127 | \$54,384 | \$83,831 |
| Subtotal (Monetary Cost) | \$0 | \$0 | \$85,237 | \$119,562 | \$109,776 | \$314,575 |
| Quality of Life | \$0 | \$0 | \$189,794 | \$268,950 | \$35,344 | \$494,088 |
| Total (Comprehensive Cost) | \$0 | \$0 | \$275,031 | \$388,512 | \$145,120 | \$808,663 |

Chippewa County

Traffic Crashes and Crime

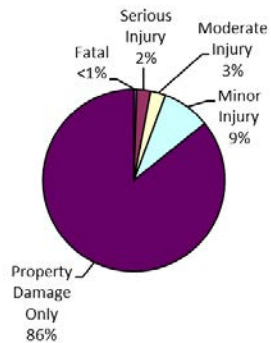
| Traffic Crash Casualty Severity | Traffic Crash Casualties | Traffic Crash Costs |
|--|--------------------------|---------------------|
| Fatal | 7 | \$62,127,740 |
| Serious Injury | 35 | \$17,058,644 |
| Moderate Injury | 38 | \$5,127,843 |
| Minor Injury | 121 | \$8,131,237 |
| Property Damage Only | 1,210 | \$5,260,405 |
| Total | 1,411 | \$97,705,869 |
| Average cost of traffic crash casualty | \$69,246 | |

| Index Crime Category | Number of Index Crimes | Index Crime Costs |
|-----------------------------|------------------------|-------------------|
| Murder | 1 | \$7,288,808 |
| Rape | 21 | \$8,415,583 |
| Aggravated Assault | 38 | \$1,194,367 |
| Robbery | 0 | \$0 |
| Larceny | 190 | \$776,890 |
| Burglary | 77 | \$343,364 |
| Motor Vehicle Theft | 10 | \$91,359 |
| Total | 337 | \$18,110,370 |
| Average cost of index crime | \$53,740 | |

| Costs of Traffic Crashes in Chippewa County (2015 dollars) | | | | | | |
|--|--------------|----------------|-----------------|--------------|----------------------|--------------|
| | Fatal | Serious Injury | Moderate Injury | Minor Injury | Property Damage Only | Total |
| Medical Care | \$83,515 | \$921,630 | \$239,230 | \$694,475 | \$314,881 | \$2,253,731 |
| Future Earnings (Lost Wages) | \$8,426,138 | \$1,407,273 | \$441,705 | \$1,046,999 | \$360,394 | \$11,682,510 |
| Public Services | \$6,300 | \$6,095 | \$2,910 | \$7,015 | \$26,507 | \$48,826 |
| Adjudication & Sanctioning | \$743,794 | \$298,844 | \$63,867 | \$135,829 | \$21,401 | \$1,263,735 |
| Property Damage & Loss | \$162,068 | \$223,646 | \$148,459 | \$463,638 | \$3,266,713 | \$4,264,524 |
| Subtotal (Monetary Cost) | \$9,421,817 | \$2,857,488 | \$896,170 | \$2,347,955 | \$3,989,897 | \$19,513,327 |
| Quality of Life | \$52,705,923 | \$14,201,156 | \$4,231,673 | \$5,783,282 | \$1,270,507 | \$78,192,542 |
| Total (Comprehensive Cost) | \$62,127,740 | \$17,058,644 | \$5,127,843 | \$8,131,237 | \$5,260,405 | \$97,705,869 |

| Costs of Index Crimes in Chippewa County (2015 dollars) | | | | | | | | |
|---|-------------|-------------|--------------------|---------|-----------|-----------|---------------------|--------------|
| | Murder | Rape | Aggravated Assault | Robbery | Larceny | Burglary | Motor Vehicle Theft | Total |
| Medical Care | \$27,738 | \$188,632 | \$58,814 | \$0 | \$0 | \$0 | \$0 | \$275,184 |
| Future Earnings (Lost Wages) | \$918,569 | \$117,697 | \$41,570 | \$0 | \$4,987 | \$2,545 | \$992 | \$1,086,360 |
| Public Services | \$2,846 | \$16,554 | \$12,702 | \$0 | \$83,785 | \$34,552 | \$2,687 | \$153,126 |
| Adjudication & Sanctioning | \$394,370 | \$517,128 | \$449,927 | \$0 | \$386,954 | \$59,771 | \$17,741 | \$1,825,891 |
| Property Damage and Loss | \$175 | \$3,290 | \$2,654 | \$0 | \$177,453 | \$196,998 | \$64,090 | \$444,661 |
| Subtotal (Monetary Cost) | \$1,343,697 | \$843,301 | \$565,667 | \$0 | \$653,179 | \$293,866 | \$85,511 | \$3,785,222 |
| Quality of Life | \$5,945,111 | \$7,572,282 | \$628,700 | \$0 | \$123,711 | \$49,497 | \$5,848 | \$14,325,149 |
| Total (Comprehensive Costs) | \$7,288,808 | \$8,415,583 | \$1,194,367 | \$0 | \$776,890 | \$343,364 | \$91,359 | \$18,110,370 |

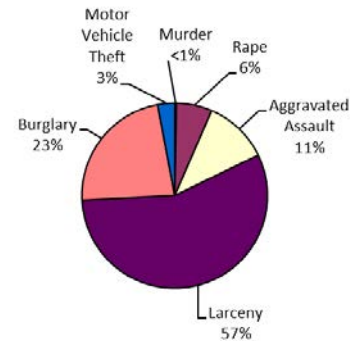
Traffic Crash Casualties



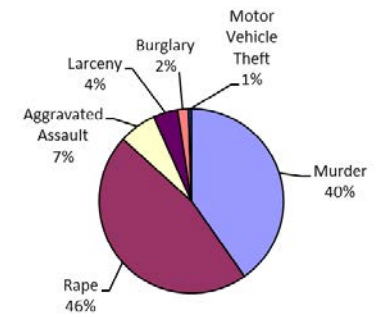
Traffic Crash Costs



Index Crimes



Index Crime Costs



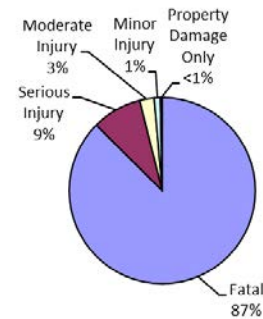
Chippewa County Alcohol-Involved Crashes

| Crash Casualty Severity | Crash Casualties | Crash Costs |
|--------------------------------|------------------|--------------|
| Fatal | 4 | \$35,501,566 |
| Serious Injury | 6 | \$3,508,545 |
| Moderate Injury | 6 | \$1,022,941 |
| Minor Injury | 5 | \$430,372 |
| Property Damage Only | 30 | \$137,351 |
| Total | 51 | \$40,600,775 |
| Average cost of crash casualty | \$796,094 | |

Crash Casualties



Crash Costs

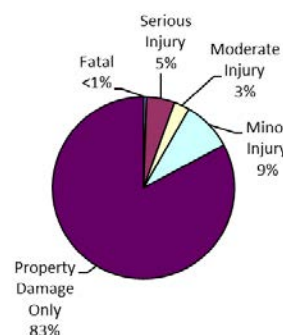


| Costs of Alcohol-Involved Crashes in Chippewa County (2015 dollars) | | | | | | |
|---|---------------------|--------------------|--------------------|------------------|----------------------|---------------------|
| | Fatal | Serious Injury | Moderate Injury | Minor Injury | Property Damage Only | Total |
| Medical Care | \$47,723 | \$328,379 | \$82,922 | \$52,825 | \$9,200 | \$521,050 |
| Future Earnings (Lost Wages) | \$4,814,936 | \$508,337 | \$153,506 | \$79,474 | \$10,247 | \$5,566,500 |
| Public Services | \$3,600 | \$2,334 | \$1,041 | \$549 | \$870 | \$8,395 |
| Adjudication & Sanctioning | \$425,025 | \$77,373 | \$21,037 | \$10,871 | \$1,439 | \$535,746 |
| Property Damage & Loss | \$92,611 | \$67,738 | \$44,685 | \$31,333 | \$82,210 | \$318,576 |
| Subtotal (Monetary Cost) | \$5,383,895 | \$984,163 | \$303,192 | \$175,051 | \$103,966 | \$6,950,268 |
| Quality of Life | \$30,117,670 | \$2,524,382 | \$719,749 | \$255,321 | \$33,385 | \$33,650,507 |
| Total (Comprehensive Cost) | \$35,501,566 | \$3,508,545 | \$1,022,941 | \$430,372 | \$137,351 | \$40,600,775 |

Chippewa County Teen Driver Crashes

| Crash Casualty Severity | Crash Casualties | Crash Costs |
|--------------------------------|------------------|--------------|
| Fatal | 1 | \$8,875,391 |
| Serious Injury | 9 | \$4,386,509 |
| Moderate Injury | 5 | \$674,716 |
| Minor Injury | 16 | \$1,075,205 |
| Property Damage Only | 149 | \$647,769 |
| Total | 180 | \$15,659,590 |
| Average cost of crash casualty | | \$86,998 |

Crash Casualties



Crash Costs



| Costs of Teen Driver Crashes in Chippewa County (2015 dollars) | | | | | | |
|--|--------------------|--------------------|------------------|--------------------|----------------------|---------------------|
| | Fatal | Serious Injury | Moderate Injury | Minor Injury | Property Damage Only | Total |
| Medical Care | \$11,931 | \$236,991 | \$31,478 | \$91,831 | \$38,775 | \$411,005 |
| Future Earnings (Lost Wages) | \$1,203,734 | \$361,870 | \$58,119 | \$138,446 | \$44,379 | \$1,806,549 |
| Public Services | \$900 | \$1,567 | \$383 | \$928 | \$3,264 | \$7,042 |
| Adjudication & Sanctioning | \$106,256 | \$76,846 | \$8,404 | \$17,961 | \$2,635 | \$212,102 |
| Property Damage & Loss | \$23,153 | \$57,509 | \$19,534 | \$61,307 | \$402,265 | \$563,768 |
| Subtotal (Monetary Cost) | \$1,345,974 | \$734,783 | \$117,917 | \$310,473 | \$491,318 | \$3,000,465 |
| Quality of Life | \$7,529,418 | \$3,651,726 | \$556,799 | \$764,732 | \$156,451 | \$12,659,125 |
| Total (Comprehensive Cost) | \$8,875,391 | \$4,386,509 | \$674,716 | \$1,075,205 | \$647,769 | \$15,659,590 |

Chippewa County Motorcycle Crashes

| Injury Severity | Motorcyclist Crash Victims | Motorcyclist Victim Costs |
|--------------------------------|-------------------------------|------------------------------|
| Fatal | 0 | \$0 |
| Serious Injury | 2 | \$1,021,773 |
| Moderate Injury | 2 | \$237,619 |
| Minor Injury | 2 | \$223,949 |
| Property Damage Only | 2 | \$7,972 |
| Total | 8 | \$1,491,313 |
| Average cost of crash casualty | \$186,414 | |

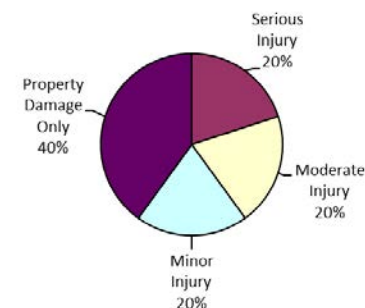
| Injury Severity | Non-motorcyclist Crash Victims | Non-motorcyclist Victim Costs |
|--------------------------------|-----------------------------------|----------------------------------|
| Fatal | 0 | \$0 |
| Serious Injury | 0 | \$0 |
| Moderate Injury | 0 | \$0 |
| Minor Injury | 0 | \$0 |
| Property Damage Only | 2 | \$5,669 |
| Total | 2 | \$5,669 |
| Average cost of crash casualty | \$2,834 | |

| Motorcyclist Victim Costs in Motorcycle Crashes in Chippewa County (2015 dollars) | | | | | | |
|---|-------|----------------|-----------------|--------------|----------------------|-------------|
| | Fatal | Serious Injury | Moderate Injury | Minor Injury | Property Damage Only | Total |
| Medical Care | \$0 | \$83,556 | \$18,073 | \$17,212 | \$277 | \$119,118 |
| Future Earnings (Lost Wages) | \$0 | \$122,455 | \$30,479 | \$28,350 | \$438 | \$181,723 |
| Public Services | \$0 | \$707 | \$345 | \$328 | \$120 | \$1,501 |
| Adjudication & Sanctioning | \$0 | \$19,004 | \$5,341 | \$4,992 | \$371 | \$29,709 |
| Property Damage & Loss | \$0 | \$19,712 | \$15,679 | \$15,134 | \$4,674 | \$55,198 |
| Subtotal (Monetary Cost) | \$0 | \$245,434 | \$69,918 | \$66,017 | \$5,880 | \$387,249 |
| Quality of Life | \$0 | \$776,339 | \$167,701 | \$157,932 | \$2,092 | \$1,104,064 |
| Total (Comprehensive Cost) | \$0 | \$1,021,773 | \$237,619 | \$223,949 | \$7,972 | \$1,491,313 |

| Non-motorcyclist Victim Costs in Motorcycle Crashes in Chippewa County (2015 dollars) | | | | | | |
|---|-------|----------------|-----------------|--------------|----------------------|---------|
| | Fatal | Serious Injury | Moderate Injury | Minor Injury | Property Damage Only | Total |
| Medical Care | \$0 | \$0 | \$0 | \$0 | \$0 | \$0 |
| Future Earnings (Lost Wages) | \$0 | \$0 | \$0 | \$0 | \$177 | \$177 |
| Public Services | \$0 | \$0 | \$0 | \$0 | \$42 | \$42 |
| Adjudication & Sanctioning | \$0 | \$0 | \$0 | \$0 | \$0 | \$0 |
| Property Damage & Loss | \$0 | \$0 | \$0 | \$0 | \$5,450 | \$5,450 |
| Subtotal (Monetary Cost) | \$0 | \$0 | \$0 | \$0 | \$5,669 | \$5,669 |
| Quality of Life | \$0 | \$0 | \$0 | \$0 | \$0 | \$0 |
| Total (Comprehensive Cost) | \$0 | \$0 | \$0 | \$0 | \$5,669 | \$5,669 |

| Costs of Motorcycle Crashes in Chippewa County (2015 dollars) | | | | | | |
|---|-------|----------------|-----------------|--------------|----------------------|-------------|
| | Fatal | Serious Injury | Moderate Injury | Minor Injury | Property Damage Only | Total |
| Medical Care | \$0 | \$83,556 | \$18,073 | \$17,212 | \$277 | \$119,118 |
| Future Earnings (Lost Wages) | \$0 | \$122,455 | \$30,479 | \$28,350 | \$615 | \$181,900 |
| Public Services | \$0 | \$707 | \$345 | \$328 | \$162 | \$1,543 |
| Adjudication & Sanctioning | \$0 | \$19,004 | \$5,341 | \$4,992 | \$371 | \$29,709 |
| Property Damage & Loss | \$0 | \$19,712 | \$15,679 | \$15,134 | \$10,124 | \$60,648 |
| Subtotal (Monetary Cost) | \$0 | \$245,434 | \$69,918 | \$66,017 | \$11,549 | \$392,918 |
| Quality of Life | \$0 | \$776,339 | \$167,701 | \$157,932 | \$2,092 | \$1,104,064 |
| Total (Comprehensive Cost) | \$0 | \$1,021,773 | \$237,619 | \$223,949 | \$13,641 | \$1,496,982 |

Motorcycle Crash Casualties



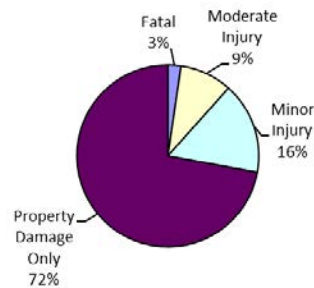
Motorcycle Crash Costs



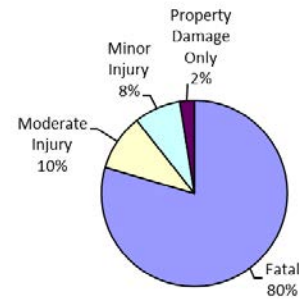
Chippewa County Medium/Large Truck Crashes

| Crash Casualty Severity | Crash Casualties | Crash Costs |
|--------------------------------|------------------|--------------|
| Fatal | 1 | \$8,883,936 |
| Serious Injury | 0 | \$0 |
| Moderate Injury | 4 | \$1,100,124 |
| Minor Injury | 7 | \$906,528 |
| Property Damage Only | 31 | \$281,170 |
| Total | 43 | \$11,171,758 |
| Average cost of crash casualty | \$259,808 | |

Crash Casualties



Crash Costs



| Costs of Medium/Large Truck Crashes in Chippewa County (2015 dollars) | | | | | | |
|---|--------------------|----------------|--------------------|------------------|----------------------|---------------------|
| | Fatal | Serious Injury | Moderate Injury | Minor Injury | Property Damage Only | Total |
| Medical Care | \$11,931 | \$0 | \$71,220 | \$57,155 | \$11,594 | \$151,900 |
| Future Earnings (Lost Wages) | \$1,203,734 | \$0 | \$204,176 | \$152,516 | \$84,630 | \$1,645,056 |
| Public Services | \$900 | \$0 | \$704 | \$1,351 | \$1,457 | \$4,412 |
| Adjudication & Sanctioning | \$106,256 | \$0 | \$27,568 | \$20,993 | \$9,641 | \$164,458 |
| Property Damage & Loss | \$31,697 | \$0 | \$37,280 | \$46,963 | \$105,369 | \$221,309 |
| Subtotal (Monetary Cost) | \$1,354,518 | \$0 | \$340,948 | \$278,978 | \$212,691 | \$2,187,135 |
| Quality of Life | \$7,529,418 | \$0 | \$759,176 | \$627,550 | \$68,479 | \$8,984,623 |
| Total (Comprehensive Cost) | \$8,883,936 | \$0 | \$1,100,124 | \$906,528 | \$281,170 | \$11,171,758 |

Clare County

Traffic Crashes and Crime

| Traffic Crash Casualty Severity | Traffic Crash Casualties | Traffic Crash Costs |
|--|--------------------------|---------------------|
| Fatal | 4 | \$35,501,566 |
| Serious Injury | 24 | \$11,697,356 |
| Moderate Injury | 57 | \$7,691,765 |
| Minor Injury | 126 | \$8,467,239 |
| Property Damage Only | 1,142 | \$4,964,779 |
| Total | 1,353 | \$68,322,704 |
| Average cost of traffic crash casualty | \$50,497 | |

| Index Crime Category | Number of Index Crimes | Index Crime Costs |
|-----------------------------|------------------------|-------------------|
| Murder | 3 | \$21,866,424 |
| Rape | 50 | \$20,037,102 |
| Aggravated Assault | 56 | \$1,760,120 |
| Robbery | 2 | \$68,358 |
| Larceny | 294 | \$1,202,135 |
| Burglary | 177 | \$789,291 |
| Motor Vehicle Theft | 29 | \$264,940 |
| Total | 611 | \$45,988,371 |
| Average cost of index crime | \$75,267 | |

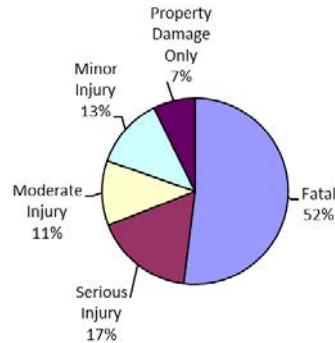
| Costs of Traffic Crashes in Clare County (2015 dollars) | | | | | | |
|---|---------------------|---------------------|--------------------|--------------------|----------------------|---------------------|
| | Fatal | Serious Injury | Moderate Injury | Minor Injury | Property Damage Only | Total |
| Medical Care | \$47,723 | \$631,975 | \$358,844 | \$723,172 | \$297,186 | \$2,058,900 |
| Future Earnings (Lost Wages) | \$4,814,936 | \$964,987 | \$662,558 | \$1,090,264 | \$340,141 | \$7,872,886 |
| Public Services | \$3,600 | \$4,179 | \$4,365 | \$7,304 | \$25,017 | \$44,466 |
| Adjudication & Sanctioning | \$425,025 | \$204,922 | \$95,800 | \$141,441 | \$20,199 | \$887,387 |
| Property Damage & Loss | \$92,611 | \$153,357 | \$222,689 | \$482,796 | \$3,083,129 | \$4,034,582 |
| Subtotal (Monetary Cost) | \$5,383,895 | \$1,959,420 | \$1,344,256 | \$2,444,978 | \$3,765,672 | \$14,898,221 |
| Quality of Life | \$30,117,670 | \$9,737,936 | \$6,347,509 | \$6,022,261 | \$1,199,107 | \$53,424,483 |
| Total (Comprehensive Cost) | \$35,501,566 | \$11,697,356 | \$7,691,765 | \$8,467,239 | \$4,964,779 | \$68,322,704 |

| Costs of Index Crimes in Clare County (2015 dollars) | | | | | | | | |
|--|---------------------|---------------------|--------------------|-----------------|--------------------|------------------|---------------------|---------------------|
| | Murder | Rape | Aggravated Assault | Robbery | Larceny | Burglary | Motor Vehicle Theft | Total |
| Medical Care | \$83,213 | \$449,123 | \$86,674 | \$3,069 | \$0 | \$0 | \$0 | \$622,079 |
| Future Earnings (Lost Wages) | \$2,755,707 | \$280,231 | \$61,261 | \$3,163 | \$7,717 | \$5,851 | \$2,876 | \$3,116,805 |
| Public Services | \$8,537 | \$39,414 | \$18,719 | \$808 | \$129,646 | \$79,424 | \$7,793 | \$284,343 |
| Adjudication & Sanctioning | \$1,183,110 | \$1,231,258 | \$663,050 | \$11,286 | \$598,760 | \$137,396 | \$51,450 | \$3,876,310 |
| Property Damage and Loss | \$524 | \$7,833 | \$3,911 | \$2,281 | \$274,585 | \$452,841 | \$185,862 | \$927,837 |
| Subtotal (Monetary Cost) | \$4,031,092 | \$2,007,859 | \$833,615 | \$20,607 | \$1,010,709 | \$675,511 | \$247,981 | \$8,827,374 |
| Quality of Life | \$17,835,332 | \$18,029,243 | \$926,505 | \$47,752 | \$191,426 | \$113,780 | \$16,960 | \$37,160,997 |
| Total (Comprehensive Costs) | \$21,866,424 | \$20,037,102 | \$1,760,120 | \$68,358 | \$1,202,135 | \$789,291 | \$264,940 | \$45,988,371 |

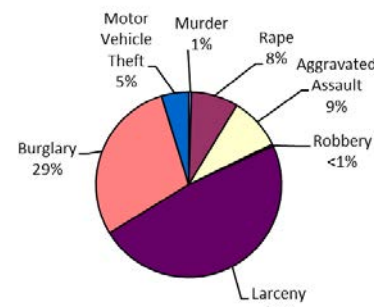
Traffic Crash Casualties



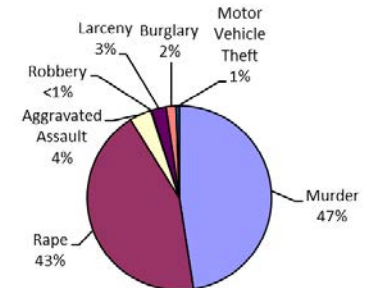
Traffic Crash Costs



Index Crimes



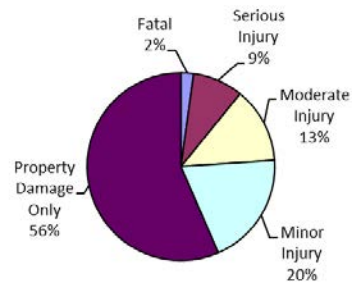
Index Crime Costs



Clare County Alcohol-Involved Crashes

| Crash Casualty Severity | Crash Casualties | Crash Costs |
|--------------------------------|------------------|--------------|
| Fatal | 1 | \$8,875,391 |
| Serious Injury | 4 | \$2,339,030 |
| Moderate Injury | 6 | \$1,022,941 |
| Minor Injury | 9 | \$774,670 |
| Property Damage Only | 26 | \$119,038 |
| Total | 46 | \$13,131,070 |
| Average cost of crash casualty | \$285,458 | |

Crash Casualties



Crash Costs

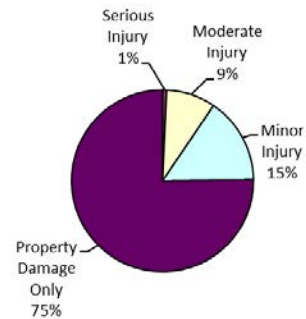


| Costs of Alcohol-Involved Crashes in Clare County (2015 dollars) | | | | | | |
|--|--------------------|--------------------|--------------------|------------------|----------------------|---------------------|
| | Fatal | Serious Injury | Moderate Injury | Minor Injury | Property Damage Only | Total |
| Medical Care | \$11,931 | \$218,920 | \$82,922 | \$95,085 | \$7,974 | \$416,831 |
| Future Earnings (Lost Wages) | \$1,203,734 | \$338,892 | \$153,506 | \$143,052 | \$8,881 | \$1,848,065 |
| Public Services | \$900 | \$1,556 | \$1,041 | \$989 | \$754 | \$5,240 |
| Adjudication & Sanctioning | \$106,256 | \$51,582 | \$21,037 | \$19,567 | \$1,248 | \$199,691 |
| Property Damage & Loss | \$23,153 | \$45,159 | \$44,685 | \$56,399 | \$71,249 | \$240,644 |
| Subtotal (Monetary Cost) | \$1,345,974 | \$656,108 | \$303,192 | \$315,093 | \$90,104 | \$2,710,471 |
| Quality of Life | \$7,529,418 | \$1,682,921 | \$719,749 | \$459,578 | \$28,934 | \$10,420,599 |
| Total (Comprehensive Cost) | \$8,875,391 | \$2,339,030 | \$1,022,941 | \$774,670 | \$119,038 | \$13,131,070 |

Clare County Teen Driver Crashes

| Crash Casualty Severity | Crash Casualties | Crash Costs |
|--------------------------------|------------------|-------------|
| Fatal | 0 | \$0 |
| Serious Injury | 1 | \$487,390 |
| Moderate Injury | 12 | \$1,619,319 |
| Minor Injury | 21 | \$1,411,206 |
| Property Damage Only | 103 | \$447,787 |
| Total | 137 | \$3,965,702 |
| Average cost of crash casualty | | \$28,947 |

Crash Casualties



Crash Costs



| Costs of Teen Driver Crashes in Clare County (2015 dollars) | | | | | | |
|---|-------|----------------|-----------------|--------------|----------------------|-------------|
| | Fatal | Serious Injury | Moderate Injury | Minor Injury | Property Damage Only | Total |
| Medical Care | \$0 | \$26,332 | \$75,546 | \$120,529 | \$26,804 | \$249,211 |
| Future Earnings (Lost Wages) | \$0 | \$40,208 | \$139,486 | \$181,711 | \$30,678 | \$392,082 |
| Public Services | \$0 | \$174 | \$919 | \$1,217 | \$2,256 | \$4,567 |
| Adjudication & Sanctioning | \$0 | \$8,538 | \$20,168 | \$23,574 | \$1,822 | \$54,102 |
| Property Damage & Loss | \$0 | \$6,390 | \$46,882 | \$80,466 | \$278,076 | \$411,813 |
| Subtotal (Monetary Cost) | \$0 | \$81,643 | \$283,001 | \$407,496 | \$339,636 | \$1,111,776 |
| Quality of Life | \$0 | \$405,747 | \$1,336,318 | \$1,003,710 | \$108,151 | \$2,853,926 |
| Total (Comprehensive Cost) | \$0 | \$487,390 | \$1,619,319 | \$1,411,206 | \$447,787 | \$3,965,702 |

Clare County Motorcycle Crashes

| Injury Severity | Motorcyclist Crash Victims | Motorcyclist Victim Costs |
|--------------------------------|-------------------------------|------------------------------|
| Fatal | 0 | \$0 |
| Serious Injury | 0 | \$0 |
| Moderate Injury | 2 | \$237,619 |
| Minor Injury | 2 | \$223,949 |
| Property Damage Only | 3 | \$11,958 |
| Total | 7 | \$473,526 |
| Average cost of crash casualty | | \$67,647 |

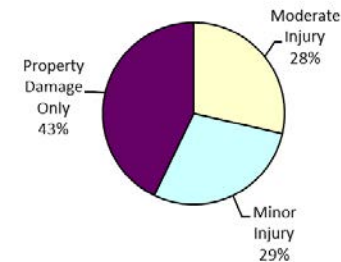
| Injury Severity | Non-motorcyclist Crash Victims | Non-motorcyclist Victim Costs |
|--------------------------------|-----------------------------------|----------------------------------|
| Fatal | 0 | \$0 |
| Serious Injury | 0 | \$0 |
| Moderate Injury | 0 | \$0 |
| Minor Injury | 0 | \$0 |
| Property Damage Only | 0 | \$0 |
| Total | 0 | \$0 |
| Average cost of crash casualty | | \$0 |

| Motorcyclist Victim Costs in Motorcycle Crashes in Clare County (2015 dollars) | | | | | | |
|--|-------|----------------|-----------------|--------------|----------------------|-----------|
| | Fatal | Serious Injury | Moderate Injury | Minor Injury | Property Damage Only | Total |
| Medical Care | \$0 | \$0 | \$18,073 | \$17,212 | \$415 | \$35,701 |
| Future Earnings (Lost Wages) | \$0 | \$0 | \$30,479 | \$28,350 | \$658 | \$59,487 |
| Public Services | \$0 | \$0 | \$345 | \$328 | \$181 | \$854 |
| Adjudication & Sanctioning | \$0 | \$0 | \$5,341 | \$4,992 | \$557 | \$10,890 |
| Property Damage & Loss | \$0 | \$0 | \$15,679 | \$15,134 | \$7,011 | \$37,824 |
| Subtotal (Monetary Cost) | \$0 | \$0 | \$69,918 | \$66,017 | \$8,821 | \$144,756 |
| Quality of Life | \$0 | \$0 | \$167,701 | \$157,932 | \$3,137 | \$328,770 |
| Total (Comprehensive Cost) | \$0 | \$0 | \$237,619 | \$223,949 | \$11,958 | \$473,526 |

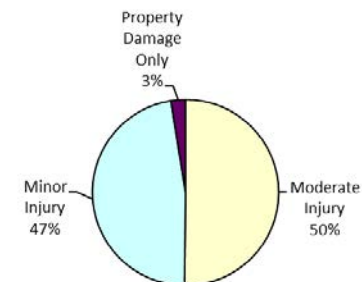
| Non-motorcyclist Victim Costs in Motorcycle Crashes in Clare County (2015 dollars) | | | | | | |
|--|-------|----------------|-----------------|--------------|----------------------|-------|
| | Fatal | Serious Injury | Moderate Injury | Minor Injury | Property Damage Only | Total |
| Medical Care | \$0 | \$0 | \$0 | \$0 | \$0 | \$0 |
| Future Earnings (Lost Wages) | \$0 | \$0 | \$0 | \$0 | \$0 | \$0 |
| Public Services | \$0 | \$0 | \$0 | \$0 | \$0 | \$0 |
| Adjudication & Sanctioning | \$0 | \$0 | \$0 | \$0 | \$0 | \$0 |
| Property Damage & Loss | \$0 | \$0 | \$0 | \$0 | \$0 | \$0 |
| Subtotal (Monetary Cost) | \$0 | \$0 | \$0 | \$0 | \$0 | \$0 |
| Quality of Life | \$0 | \$0 | \$0 | \$0 | \$0 | \$0 |
| Total (Comprehensive Cost) | \$0 | \$0 | \$0 | \$0 | \$0 | \$0 |

| Costs of Motorcycle Crashes in Clare County (2015 dollars) | | | | | | |
|--|-------|----------------|-----------------|--------------|----------------------|-----------|
| | Fatal | Serious Injury | Moderate Injury | Minor Injury | Property Damage Only | Total |
| Medical Care | \$0 | \$0 | \$18,073 | \$17,212 | \$415 | \$35,701 |
| Future Earnings (Lost Wages) | \$0 | \$0 | \$30,479 | \$28,350 | \$658 | \$59,487 |
| Public Services | \$0 | \$0 | \$345 | \$328 | \$181 | \$854 |
| Adjudication & Sanctioning | \$0 | \$0 | \$5,341 | \$4,992 | \$557 | \$10,890 |
| Property Damage & Loss | \$0 | \$0 | \$15,679 | \$15,134 | \$7,011 | \$37,824 |
| Subtotal (Monetary Cost) | \$0 | \$0 | \$69,918 | \$66,017 | \$8,821 | \$144,756 |
| Quality of Life | \$0 | \$0 | \$167,701 | \$157,932 | \$3,137 | \$328,770 |
| Total (Comprehensive Cost) | \$0 | \$0 | \$237,619 | \$223,949 | \$11,958 | \$473,526 |

Motorcycle Crash Casualties



Motorcycle Crash Costs

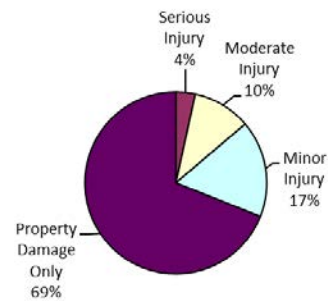


Clare County

Medium/Large Truck Crashes

| Crash Casualty Severity | Crash Casualties | Crash Costs |
|--------------------------------|------------------|-------------|
| Fatal | 0 | \$0 |
| Serious Injury | 1 | \$692,627 |
| Moderate Injury | 3 | \$825,093 |
| Minor Injury | 5 | \$647,520 |
| Property Damage Only | 20 | \$181,400 |
| Total | 29 | \$2,346,640 |
| Average cost of crash casualty | \$80,919 | |

Crash Casualties



Crash Costs



| Costs of Medium/Large Truck Crashes in Clare County (2015 dollars) | | | | | | |
|--|------------|------------------|------------------|------------------|----------------------|--------------------|
| | Fatal | Serious Injury | Moderate Injury | Minor Injury | Property Damage Only | Total |
| Medical Care | \$0 | \$41,747 | \$53,415 | \$40,825 | \$7,480 | \$143,467 |
| Future Earnings (Lost Wages) | \$0 | \$119,234 | \$153,132 | \$108,940 | \$54,600 | \$435,906 |
| Public Services | \$0 | \$322 | \$528 | \$965 | \$940 | \$2,755 |
| Adjudication & Sanctioning | \$0 | \$16,116 | \$20,676 | \$14,995 | \$6,220 | \$58,007 |
| Property Damage & Loss | \$0 | \$12,555 | \$27,960 | \$33,545 | \$67,980 | \$142,040 |
| Subtotal (Monetary Cost) | \$0 | \$189,974 | \$255,711 | \$199,270 | \$137,220 | \$782,175 |
| Quality of Life | \$0 | \$502,653 | \$569,382 | \$448,250 | \$44,180 | \$1,564,465 |
| Total (Comprehensive Cost) | \$0 | \$692,627 | \$825,093 | \$647,520 | \$181,400 | \$2,346,640 |

Clinton County

Traffic Crashes and Crime

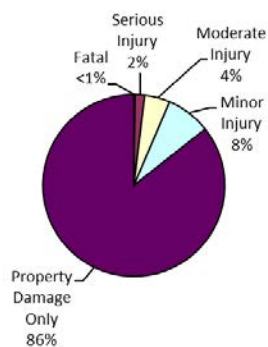
| Traffic Crash Casualty Severity | Traffic Crash Casualties | Traffic Crash Costs |
|--|--------------------------|---------------------|
| Fatal | 6 | \$53,252,348 |
| Serious Injury | 48 | \$23,394,712 |
| Moderate Injury | 127 | \$17,137,792 |
| Minor Injury | 223 | \$14,985,669 |
| Property Damage Only | 2,408 | \$10,468,640 |
| Total | 2,812 | \$119,239,161 |
| Average cost of traffic crash casualty | \$42,404 | |

| Index Crime Category | Number of Index Crimes | Index Crime Costs |
|-----------------------------|------------------------|-------------------|
| Murder | 2 | \$14,577,616 |
| Rape | 26 | \$10,419,293 |
| Aggravated Assault | 33 | \$1,037,213 |
| Robbery | 8 | \$273,434 |
| Larceny | 322 | \$1,316,624 |
| Burglary | 156 | \$695,646 |
| Motor Vehicle Theft | 23 | \$210,125 |
| Total | 570 | \$28,529,951 |
| Average cost of index crime | \$50,053 | |

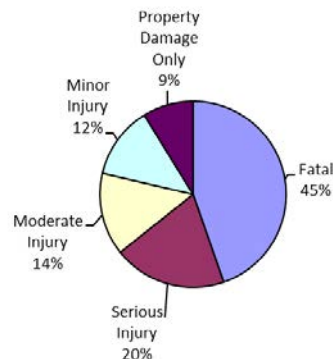
| Costs of Traffic Crashes in Clinton County (2015 dollars) | | | | | | |
|---|---------------------|---------------------|---------------------|---------------------|----------------------|----------------------|
| | Fatal | Serious Injury | Moderate Injury | Minor Injury | Property Damage Only | Total |
| Medical Care | \$71,584 | \$1,263,950 | \$799,531 | \$1,279,900 | \$626,640 | \$4,041,605 |
| Future Earnings (Lost Wages) | \$7,222,404 | \$1,929,974 | \$1,476,225 | \$1,929,594 | \$717,215 | \$13,275,412 |
| Public Services | \$5,400 | \$8,359 | \$9,725 | \$12,928 | \$52,751 | \$89,162 |
| Adjudication & Sanctioning | \$637,538 | \$409,844 | \$213,449 | \$250,329 | \$42,591 | \$1,553,750 |
| Property Damage & Loss | \$138,916 | \$306,714 | \$496,166 | \$854,473 | \$6,501,029 | \$8,297,298 |
| Subtotal (Monetary Cost) | \$8,075,843 | \$3,918,841 | \$2,995,096 | \$4,327,223 | \$7,940,225 | \$27,257,228 |
| Quality of Life | \$45,176,506 | \$19,475,871 | \$14,142,696 | \$10,658,446 | \$2,528,415 | \$91,981,934 |
| Total (Comprehensive Cost) | \$53,252,348 | \$23,394,712 | \$17,137,792 | \$14,985,669 | \$10,468,640 | \$119,239,161 |

| Costs of Index Crimes in Clinton County (2015 dollars) | | | | | | | | |
|--|---------------------|---------------------|--------------------|------------------|--------------------|------------------|---------------------|---------------------|
| | Murder | Rape | Aggravated Assault | Robbery | Larceny | Burglary | Motor Vehicle Theft | Total |
| Medical Care | \$55,475 | \$233,544 | \$51,075 | \$12,275 | \$0 | \$0 | \$0 | \$352,370 |
| Future Earnings (Lost Wages) | \$1,837,138 | \$145,720 | \$36,100 | \$12,650 | \$8,452 | \$5,156 | \$2,281 | \$2,047,498 |
| Public Services | \$5,692 | \$20,495 | \$11,031 | \$3,233 | \$141,994 | \$70,001 | \$6,181 | \$258,627 |
| Adjudication & Sanctioning | \$788,740 | \$640,254 | \$390,726 | \$45,145 | \$655,784 | \$121,094 | \$40,805 | \$2,682,550 |
| Property Damage and Loss | \$349 | \$4,073 | \$2,305 | \$9,124 | \$300,736 | \$399,114 | \$147,408 | \$863,109 |
| Subtotal (Monetary Cost) | \$2,687,395 | \$1,044,087 | \$491,238 | \$82,427 | \$1,106,967 | \$595,366 | \$196,674 | \$6,204,153 |
| Quality of Life | \$11,890,221 | \$9,375,206 | \$545,976 | \$191,006 | \$209,657 | \$100,280 | \$13,451 | \$22,325,798 |
| Total (Comprehensive Costs) | \$14,577,616 | \$10,419,293 | \$1,037,213 | \$273,434 | \$1,316,624 | \$695,646 | \$210,125 | \$28,529,951 |

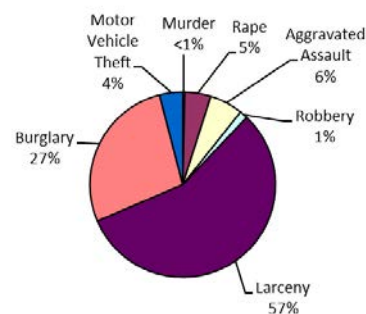
Traffic Crash Casualties



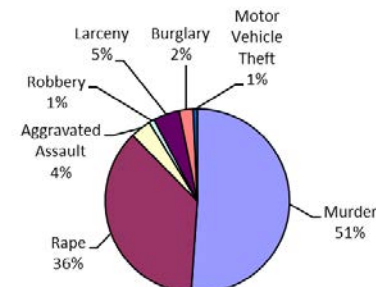
Traffic Crash Costs



Index Crimes



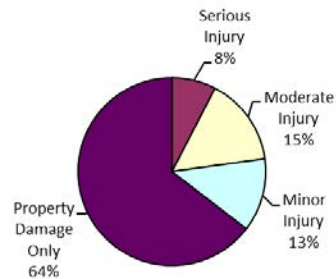
Index Crime Costs



Clinton County Alcohol-Involved Crashes

| Crash Casualty Severity | Crash Casualties | Crash Costs |
|--------------------------------|------------------|-------------|
| Fatal | 0 | \$0 |
| Serious Injury | 6 | \$3,508,545 |
| Moderate Injury | 12 | \$2,045,882 |
| Minor Injury | 10 | \$860,745 |
| Property Damage Only | 51 | \$233,498 |
| Total | 79 | \$6,648,668 |
| Average cost of crash casualty | \$84,160 | |

Crash Casualties



Crash Costs

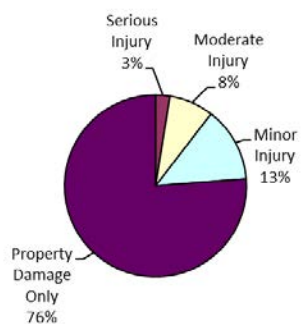


| Costs of Alcohol-Involved Crashes in Clinton County (2015 dollars) | | | | | | |
|--|------------|--------------------|--------------------|------------------|----------------------|--------------------|
| | Fatal | Serious Injury | Moderate Injury | Minor Injury | Property Damage Only | Total |
| Medical Care | \$0 | \$328,379 | \$165,845 | \$105,650 | \$15,641 | \$615,515 |
| Future Earnings (Lost Wages) | \$0 | \$508,337 | \$307,013 | \$158,947 | \$17,419 | \$991,717 |
| Public Services | \$0 | \$2,334 | \$2,082 | \$1,099 | \$1,479 | \$6,994 |
| Adjudication & Sanctioning | \$0 | \$77,373 | \$42,074 | \$21,741 | \$2,447 | \$143,636 |
| Property Damage & Loss | \$0 | \$67,738 | \$89,370 | \$62,666 | \$139,757 | \$359,531 |
| Subtotal (Monetary Cost) | \$0 | \$984,163 | \$606,384 | \$350,103 | \$176,743 | \$2,117,393 |
| Quality of Life | \$0 | \$2,524,382 | \$1,439,497 | \$510,642 | \$56,755 | \$4,531,276 |
| Total (Comprehensive Cost) | \$0 | \$3,508,545 | \$2,045,882 | \$860,745 | \$233,498 | \$6,648,668 |

Clinton County Teen Driver Crashes

| Crash Casualty Severity | Crash Casualties | Crash Costs |
|--------------------------------|------------------|--------------|
| Fatal | 0 | \$0 |
| Serious Injury | 10 | \$4,873,898 |
| Moderate Injury | 31 | \$4,183,241 |
| Minor Injury | 52 | \$3,494,416 |
| Property Damage Only | 299 | \$1,299,885 |
| Total | 392 | \$13,851,440 |
| Average cost of crash casualty | | \$35,335 |

Crash Casualties



Crash Costs



| Costs of Teen Driver Crashes in Clinton County (2015 dollars) | | | | | | |
|---|------------|--------------------|--------------------|--------------------|----------------------|---------------------|
| | Fatal | Serious Injury | Moderate Injury | Minor Injury | Property Damage Only | Total |
| Medical Care | \$0 | \$263,323 | \$195,161 | \$298,452 | \$77,810 | \$834,746 |
| Future Earnings (Lost Wages) | \$0 | \$402,078 | \$360,338 | \$449,950 | \$89,056 | \$1,301,423 |
| Public Services | \$0 | \$1,741 | \$2,374 | \$3,015 | \$6,550 | \$13,680 |
| Adjudication & Sanctioning | \$0 | \$85,384 | \$52,102 | \$58,373 | \$5,288 | \$201,147 |
| Property Damage & Loss | \$0 | \$63,899 | \$121,111 | \$199,249 | \$807,229 | \$1,191,489 |
| Subtotal (Monetary Cost) | \$0 | \$816,425 | \$731,086 | \$1,009,039 | \$985,933 | \$3,542,483 |
| Quality of Life | \$0 | \$4,057,473 | \$3,452,154 | \$2,485,377 | \$313,952 | \$10,308,957 |
| Total (Comprehensive Cost) | \$0 | \$4,873,898 | \$4,183,241 | \$3,494,416 | \$1,299,885 | \$13,851,440 |

Clinton County Motorcycle Crashes

| Injury Severity | Motorcyclist Crash Victims | Motorcyclist Victim Costs |
|--------------------------------|-------------------------------|------------------------------|
| Fatal | 0 | \$0 |
| Serious Injury | 6 | \$3,065,319 |
| Moderate Injury | 14 | \$1,663,333 |
| Minor Injury | 4 | \$447,898 |
| Property Damage Only | 6 | \$23,916 |
| Total | 30 | \$5,200,466 |
| Average cost of crash casualty | \$173,349 | |

| Injury Severity | Non-motorcyclist Crash Victims | Non-motorcyclist Victim Costs |
|--------------------------------|-----------------------------------|----------------------------------|
| Fatal | 0 | \$0 |
| Serious Injury | 0 | \$0 |
| Moderate Injury | 0 | \$0 |
| Minor Injury | 0 | \$0 |
| Property Damage Only | 4 | \$11,338 |
| Total | 4 | \$11,338 |
| Average cost of crash casualty | \$2,834 | |

| Motorcyclist Victim Costs in Motorcycle Crashes in Clinton County (2015 dollars) | | | | | | |
|--|-------|----------------|-----------------|--------------|----------------------|-------------|
| | Fatal | Serious Injury | Moderate Injury | Minor Injury | Property Damage Only | Total |
| Medical Care | \$0 | \$250,667 | \$126,514 | \$34,425 | \$830 | \$412,436 |
| Future Earnings (Lost Wages) | \$0 | \$367,366 | \$213,355 | \$56,700 | \$1,315 | \$638,736 |
| Public Services | \$0 | \$2,121 | \$2,416 | \$657 | \$361 | \$5,556 |
| Adjudication & Sanctioning | \$0 | \$57,011 | \$37,390 | \$9,984 | \$1,114 | \$105,500 |
| Property Damage & Loss | \$0 | \$59,135 | \$109,751 | \$30,269 | \$14,021 | \$213,176 |
| Subtotal (Monetary Cost) | \$0 | \$736,301 | \$489,427 | \$132,034 | \$17,641 | \$1,375,403 |
| Quality of Life | \$0 | \$2,329,018 | \$1,173,906 | \$315,864 | \$6,275 | \$3,825,063 |
| Total (Comprehensive Cost) | \$0 | \$3,065,319 | \$1,663,333 | \$447,898 | \$23,916 | \$5,200,466 |

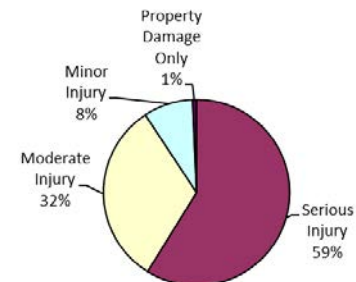
| Non-motorcyclist Victim Costs in Motorcycle Crashes in Clinton County (2015 dollars) | | | | | | |
|--|-------|----------------|-----------------|--------------|----------------------|----------|
| | Fatal | Serious Injury | Moderate Injury | Minor Injury | Property Damage Only | Total |
| Medical Care | \$0 | \$0 | \$0 | \$0 | \$0 | \$0 |
| Future Earnings (Lost Wages) | \$0 | \$0 | \$0 | \$0 | \$354 | \$354 |
| Public Services | \$0 | \$0 | \$0 | \$0 | \$84 | \$84 |
| Adjudication & Sanctioning | \$0 | \$0 | \$0 | \$0 | \$0 | \$0 |
| Property Damage & Loss | \$0 | \$0 | \$0 | \$0 | \$10,900 | \$10,900 |
| Subtotal (Monetary Cost) | \$0 | \$0 | \$0 | \$0 | \$11,338 | \$11,338 |
| Quality of Life | \$0 | \$0 | \$0 | \$0 | \$0 | \$0 |
| Total (Comprehensive Cost) | \$0 | \$0 | \$0 | \$0 | \$11,338 | \$11,338 |

| Costs of Motorcycle Crashes in Clinton County (2015 dollars) | | | | | | |
|--|-------|----------------|-----------------|--------------|----------------------|-------------|
| | Fatal | Serious Injury | Moderate Injury | Minor Injury | Property Damage Only | Total |
| Medical Care | \$0 | \$250,667 | \$126,514 | \$34,425 | \$830 | \$412,436 |
| Future Earnings (Lost Wages) | \$0 | \$367,366 | \$213,355 | \$56,700 | \$1,669 | \$639,090 |
| Public Services | \$0 | \$2,121 | \$2,416 | \$657 | \$445 | \$5,639 |
| Adjudication & Sanctioning | \$0 | \$57,011 | \$37,390 | \$9,984 | \$1,114 | \$105,500 |
| Property Damage & Loss | \$0 | \$59,135 | \$109,751 | \$30,269 | \$24,921 | \$224,076 |
| Subtotal (Monetary Cost) | \$0 | \$736,301 | \$489,427 | \$132,034 | \$28,979 | \$1,386,740 |
| Quality of Life | \$0 | \$2,329,018 | \$1,173,906 | \$315,864 | \$6,275 | \$3,825,063 |
| Total (Comprehensive Cost) | \$0 | \$3,065,319 | \$1,663,333 | \$447,898 | \$35,254 | \$5,211,803 |

Motorcycle Crash Casualties



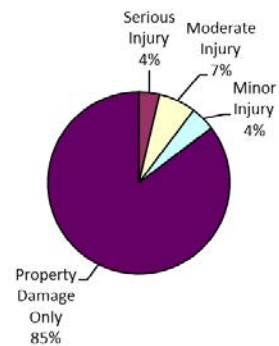
Motorcycle Crash Costs



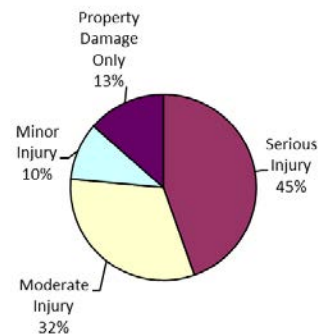
Clinton County Medium/Large Truck Crashes

| Crash Casualty Severity | Crash Casualties | Crash Costs |
|--------------------------------|------------------|-------------|
| Fatal | 0 | \$0 |
| Serious Injury | 5 | \$3,463,135 |
| Moderate Injury | 9 | \$2,475,279 |
| Minor Injury | 6 | \$777,024 |
| Property Damage Only | 116 | \$1,052,120 |
| Total | 136 | \$7,767,558 |
| Average cost of crash casualty | | \$57,114 |

Crash Casualties



Crash Costs



| Costs of Medium/Large Truck Crashes in Clinton County (2015 dollars) | | | | | | |
|--|------------|--------------------|--------------------|------------------|----------------------|--------------------|
| | Fatal | Serious Injury | Moderate Injury | Minor Injury | Property Damage Only | Total |
| Medical Care | \$0 | \$208,735 | \$160,245 | \$48,990 | \$43,384 | \$461,354 |
| Future Earnings (Lost Wages) | \$0 | \$596,170 | \$459,396 | \$130,728 | \$316,680 | \$1,502,974 |
| Public Services | \$0 | \$1,610 | \$1,584 | \$1,158 | \$5,452 | \$9,804 |
| Adjudication & Sanctioning | \$0 | \$80,580 | \$62,028 | \$17,994 | \$36,076 | \$196,678 |
| Property Damage & Loss | \$0 | \$62,775 | \$83,880 | \$40,254 | \$394,284 | \$581,193 |
| Subtotal (Monetary Cost) | \$0 | \$949,870 | \$767,133 | \$239,124 | \$795,876 | \$2,752,003 |
| Quality of Life | \$0 | \$2,513,265 | \$1,708,146 | \$537,900 | \$256,244 | \$5,015,555 |
| Total (Comprehensive Cost) | \$0 | \$3,463,135 | \$2,475,279 | \$777,024 | \$1,052,120 | \$7,767,558 |

Crawford County

Traffic Crashes and Crime

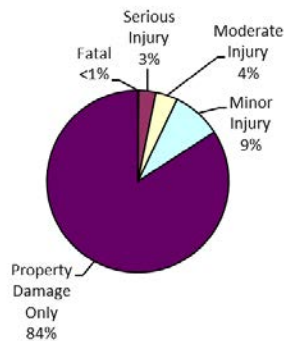
| Traffic Crash Casualty Severity | Traffic Crash Casualties | Traffic Crash Costs |
|--|--------------------------|---------------------|
| Fatal | 1 | \$8,875,391 |
| Serious Injury | 22 | \$10,722,576 |
| Moderate Injury | 28 | \$3,778,411 |
| Minor Injury | 63 | \$4,233,619 |
| Property Damage Only | 603 | \$2,621,507 |
| Total | 717 | \$30,231,506 |
| Average cost of traffic crash casualty | \$42,164 | |

| Index Crime Category | Number of Index Crimes | Index Crime Costs |
|-----------------------------|------------------------|-------------------|
| Murder | 0 | \$0 |
| Rape | 17 | \$6,812,615 |
| Aggravated Assault | 22 | \$691,476 |
| Robbery | 1 | \$34,179 |
| Larceny | 158 | \$646,045 |
| Burglary | 56 | \$249,719 |
| Motor Vehicle Theft | 8 | \$73,087 |
| Total | 262 | \$8,507,121 |
| Average cost of index crime | \$32,470 | |

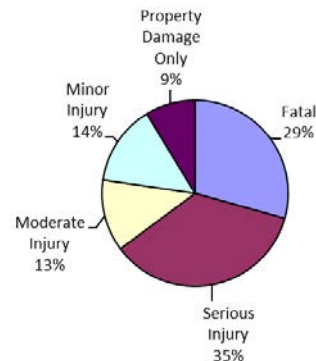
| Costs of Traffic Crashes in Crawford County (2015 dollars) | | | | | | |
|--|--------------------|---------------------|--------------------|--------------------|----------------------|---------------------|
| | Fatal | Serious Injury | Moderate Injury | Minor Injury | Property Damage Only | Total |
| Medical Care | \$11,931 | \$579,310 | \$176,274 | \$361,586 | \$156,920 | \$1,286,022 |
| Future Earnings (Lost Wages) | \$1,203,734 | \$884,572 | \$325,467 | \$545,132 | \$179,602 | \$3,138,506 |
| Public Services | \$900 | \$3,831 | \$2,144 | \$3,652 | \$13,210 | \$23,737 |
| Adjudication & Sanctioning | \$106,256 | \$187,845 | \$47,060 | \$70,721 | \$10,665 | \$422,547 |
| Property Damage & Loss | \$23,153 | \$140,577 | \$109,391 | \$241,398 | \$1,627,957 | \$2,142,476 |
| Subtotal (Monetary Cost) | \$1,345,974 | \$1,796,135 | \$660,336 | \$1,222,489 | \$1,988,354 | \$7,013,288 |
| Quality of Life | \$7,529,418 | \$8,926,441 | \$3,118,075 | \$3,011,130 | \$633,154 | \$23,218,218 |
| Total (Comprehensive Cost) | \$8,875,391 | \$10,722,576 | \$3,778,411 | \$4,233,619 | \$2,621,507 | \$30,231,506 |

| Costs of Index Crimes in Crawford County (2015 dollars) | | | | | | | | |
|---|------------|--------------------|--------------------|-----------------|------------------|------------------|---------------------|--------------------|
| | Murder | Rape | Aggravated Assault | Robbery | Larceny | Burglary | Motor Vehicle Theft | Total |
| Medical Care | \$0 | \$152,702 | \$34,050 | \$1,534 | \$0 | \$0 | \$0 | \$188,287 |
| Future Earnings (Lost Wages) | \$0 | \$95,279 | \$24,067 | \$1,581 | \$4,147 | \$1,851 | \$793 | \$127,718 |
| Public Services | \$0 | \$13,401 | \$7,354 | \$404 | \$69,674 | \$25,129 | \$2,150 | \$118,111 |
| Adjudication & Sanctioning | \$0 | \$418,628 | \$260,484 | \$5,643 | \$321,782 | \$43,470 | \$14,193 | \$1,064,200 |
| Property Damage and Loss | \$0 | \$2,663 | \$1,537 | \$1,141 | \$147,566 | \$143,272 | \$51,272 | \$347,450 |
| Subtotal (Monetary Cost) | \$0 | \$682,672 | \$327,492 | \$10,303 | \$543,170 | \$213,721 | \$68,408 | \$1,845,767 |
| Quality of Life | \$0 | \$6,129,943 | \$363,984 | \$23,876 | \$102,875 | \$35,998 | \$4,679 | \$6,661,354 |
| Total (Comprehensive Costs) | \$0 | \$6,812,615 | \$691,476 | \$34,179 | \$646,045 | \$249,719 | \$73,087 | \$8,507,121 |

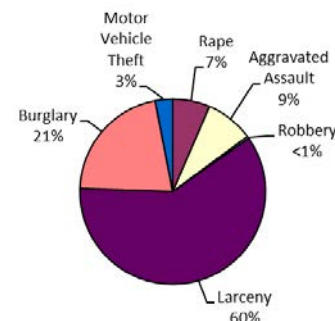
Traffic Crash Casualties



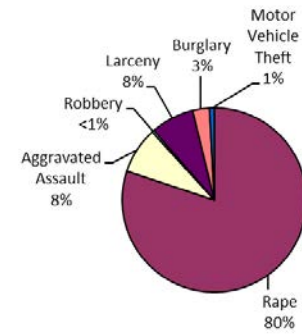
Traffic Crash Costs



Index Crimes



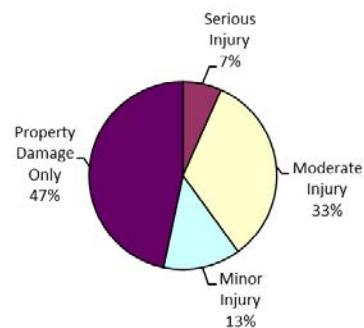
Index Crime Costs



Crawford County Alcohol-Involved Crashes

| Crash Casualty Severity | Crash Casualties | Crash Costs |
|--------------------------------|------------------|--------------------|
| Fatal | 0 | \$0 |
| Serious Injury | 1 | \$584,757 |
| Moderate Injury | 5 | \$852,451 |
| Minor Injury | 2 | \$172,149 |
| Property Damage Only | 7 | \$32,049 |
| Total | 15 | \$1,641,406 |
| Average cost of crash casualty | | \$109,427 |

Crash Casualties



Crash Costs

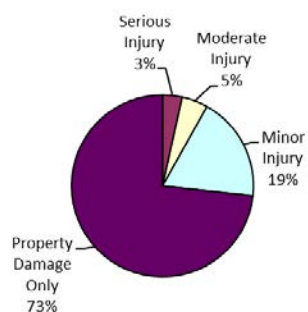


| Costs of Alcohol-Involved Crashes in Crawford County (2015 dollars) | | | | | | |
|---|------------|------------------|------------------|------------------|----------------------|--------------------|
| | Fatal | Serious Injury | Moderate Injury | Minor Injury | Property Damage Only | Total |
| Medical Care | \$0 | \$54,730 | \$69,102 | \$21,130 | \$2,147 | \$147,109 |
| Future Earnings (Lost Wages) | \$0 | \$84,723 | \$127,922 | \$31,789 | \$2,391 | \$246,825 |
| Public Services | \$0 | \$389 | \$868 | \$220 | \$203 | \$1,679 |
| Adjudication & Sanctioning | \$0 | \$12,896 | \$17,531 | \$4,348 | \$336 | \$35,111 |
| Property Damage & Loss | \$0 | \$11,290 | \$37,238 | \$12,533 | \$19,182 | \$80,243 |
| Subtotal (Monetary Cost) | \$0 | \$164,027 | \$252,660 | \$70,021 | \$24,259 | \$510,967 |
| Quality of Life | \$0 | \$420,730 | \$599,790 | \$102,128 | \$7,790 | \$1,130,439 |
| Total (Comprehensive Cost) | \$0 | \$584,757 | \$852,451 | \$172,149 | \$32,049 | \$1,641,406 |

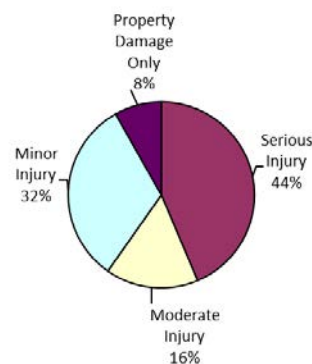
Crawford County Teen Driver Crashes

| Crash Casualty Severity | Crash Casualties | Crash Costs |
|--------------------------------|------------------|-------------|
| Fatal | 0 | \$0 |
| Serious Injury | 3 | \$1,462,170 |
| Moderate Injury | 4 | \$539,773 |
| Minor Injury | 16 | \$1,075,205 |
| Property Damage Only | 63 | \$273,889 |
| Total | 86 | \$3,351,036 |
| Average cost of crash casualty | \$38,966 | |

Crash Casualties



Crash Costs



| Costs of Teen Driver Crashes in Crawford County (2015 dollars) | | | | | | |
|--|------------|--------------------|------------------|--------------------|----------------------|--------------------|
| | Fatal | Serious Injury | Moderate Injury | Minor Injury | Property Damage Only | Total |
| Medical Care | \$0 | \$78,997 | \$25,182 | \$91,831 | \$16,395 | \$212,405 |
| Future Earnings (Lost Wages) | \$0 | \$120,623 | \$46,495 | \$138,446 | \$18,764 | \$324,329 |
| Public Services | \$0 | \$522 | \$306 | \$928 | \$1,380 | \$3,136 |
| Adjudication & Sanctioning | \$0 | \$25,615 | \$6,723 | \$17,961 | \$1,114 | \$51,413 |
| Property Damage & Loss | \$0 | \$19,170 | \$15,627 | \$61,307 | \$170,085 | \$266,189 |
| Subtotal (Monetary Cost) | \$0 | \$244,928 | \$94,334 | \$310,473 | \$207,738 | \$857,473 |
| Quality of Life | \$0 | \$1,217,242 | \$445,439 | \$764,732 | \$66,150 | \$2,493,563 |
| Total (Comprehensive Cost) | \$0 | \$1,462,170 | \$539,773 | \$1,075,205 | \$273,889 | \$3,351,036 |

Crawford County Motorcycle Crashes

| Injury Severity | Motorcyclist Crash Victims | Motorcyclist Victim Costs |
|--------------------------------|-------------------------------|------------------------------|
| Fatal | 0 | \$0 |
| Serious Injury | 1 | \$510,887 |
| Moderate Injury | 1 | \$118,809 |
| Minor Injury | 1 | \$111,974 |
| Property Damage Only | 2 | \$7,972 |
| Total | 5 | \$749,642 |
| Average cost of crash casualty | \$149,928 | |

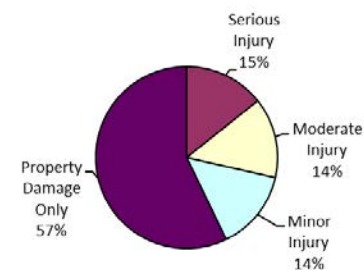
| Injury Severity | Non-motorcyclist Crash Victims | Non-motorcyclist Victim Costs |
|--------------------------------|-----------------------------------|----------------------------------|
| Fatal | 0 | \$0 |
| Serious Injury | 0 | \$0 |
| Moderate Injury | 0 | \$0 |
| Minor Injury | 0 | \$0 |
| Property Damage Only | 2 | \$5,669 |
| Total | 2 | \$5,669 |
| Average cost of crash casualty | \$2,834 | |

| Motorcyclist Victim Costs in Motorcycle Crashes in Crawford County (2015 dollars) | | | | | | |
|---|-------|----------------|-----------------|--------------|----------------------|-----------|
| | Fatal | Serious Injury | Moderate Injury | Minor Injury | Property Damage Only | Total |
| Medical Care | \$0 | \$41,778 | \$9,037 | \$8,606 | \$277 | \$59,697 |
| Future Earnings (Lost Wages) | \$0 | \$61,228 | \$15,240 | \$14,175 | \$438 | \$91,081 |
| Public Services | \$0 | \$354 | \$173 | \$164 | \$120 | \$811 |
| Adjudication & Sanctioning | \$0 | \$9,502 | \$2,671 | \$2,496 | \$371 | \$15,040 |
| Property Damage & Loss | \$0 | \$9,856 | \$7,839 | \$7,567 | \$4,674 | \$29,936 |
| Subtotal (Monetary Cost) | \$0 | \$122,717 | \$34,959 | \$33,008 | \$5,880 | \$196,565 |
| Quality of Life | \$0 | \$388,170 | \$83,850 | \$78,966 | \$2,092 | \$553,078 |
| Total (Comprehensive Cost) | \$0 | \$510,887 | \$118,809 | \$111,974 | \$7,972 | \$749,642 |

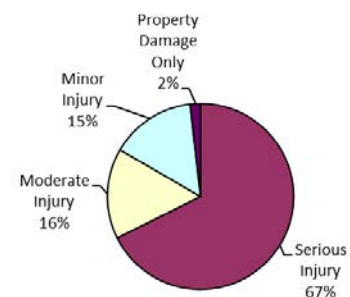
| Non-motorcyclist Victim Costs in Motorcycle Crashes in Crawford County (2015 dollars) | | | | | | |
|---|-------|----------------|-----------------|--------------|----------------------|---------|
| | Fatal | Serious Injury | Moderate Injury | Minor Injury | Property Damage Only | Total |
| Medical Care | \$0 | \$0 | \$0 | \$0 | \$0 | \$0 |
| Future Earnings (Lost Wages) | \$0 | \$0 | \$0 | \$0 | \$177 | \$177 |
| Public Services | \$0 | \$0 | \$0 | \$0 | \$42 | \$42 |
| Adjudication & Sanctioning | \$0 | \$0 | \$0 | \$0 | \$0 | \$0 |
| Property Damage & Loss | \$0 | \$0 | \$0 | \$0 | \$5,450 | \$5,450 |
| Subtotal (Monetary Cost) | \$0 | \$0 | \$0 | \$0 | \$5,669 | \$5,669 |
| Quality of Life | \$0 | \$0 | \$0 | \$0 | \$0 | \$0 |
| Total (Comprehensive Cost) | \$0 | \$0 | \$0 | \$0 | \$5,669 | \$5,669 |

| Costs of Motorcycle Crashes in Crawford County (2015 dollars) | | | | | | |
|---|-------|----------------|-----------------|--------------|----------------------|-----------|
| | Fatal | Serious Injury | Moderate Injury | Minor Injury | Property Damage Only | Total |
| Medical Care | \$0 | \$41,778 | \$9,037 | \$8,606 | \$277 | \$59,697 |
| Future Earnings (Lost Wages) | \$0 | \$61,228 | \$15,240 | \$14,175 | \$615 | \$91,258 |
| Public Services | \$0 | \$354 | \$173 | \$164 | \$162 | \$853 |
| Adjudication & Sanctioning | \$0 | \$9,502 | \$2,671 | \$2,496 | \$371 | \$15,040 |
| Property Damage & Loss | \$0 | \$9,856 | \$7,839 | \$7,567 | \$10,124 | \$35,386 |
| Subtotal (Monetary Cost) | \$0 | \$122,717 | \$34,959 | \$33,008 | \$11,549 | \$202,234 |
| Quality of Life | \$0 | \$388,170 | \$83,850 | \$78,966 | \$2,092 | \$553,078 |
| Total (Comprehensive Cost) | \$0 | \$510,887 | \$118,809 | \$111,974 | \$13,641 | \$755,311 |

Motorcycle Crash Casualties



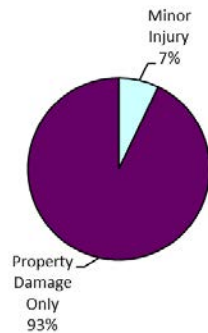
Motorcycle Crash Costs



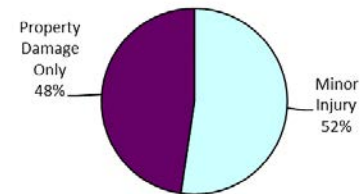
Crawford County Medium/Large Truck Crashes

| Crash Casualty Severity | Crash Casualties | Crash Costs |
|--------------------------------|------------------|-------------|
| Fatal | 0 | \$0 |
| Serious Injury | 0 | \$0 |
| Moderate Injury | 0 | \$0 |
| Minor Injury | 1 | \$129,504 |
| Property Damage Only | 13 | \$117,910 |
| Total | 14 | \$247,414 |
| Average cost of crash casualty | \$17,672 | |

Crash Casualties



Crash Costs



| Costs of Medium/Large Truck Crashes in Crawford County (2015 dollars) | | | | | | |
|---|-------|----------------|-----------------|--------------|----------------------|-----------|
| | Fatal | Serious Injury | Moderate Injury | Minor Injury | Property Damage Only | Total |
| Medical Care | \$0 | \$0 | \$0 | \$8,165 | \$4,862 | \$13,027 |
| Future Earnings (Lost Wages) | \$0 | \$0 | \$0 | \$21,788 | \$35,490 | \$57,278 |
| Public Services | \$0 | \$0 | \$0 | \$193 | \$611 | \$804 |
| Adjudication & Sanctioning | \$0 | \$0 | \$0 | \$2,999 | \$4,043 | \$7,042 |
| Property Damage & Loss | \$0 | \$0 | \$0 | \$6,709 | \$44,187 | \$50,896 |
| Subtotal (Monetary Cost) | \$0 | \$0 | \$0 | \$39,854 | \$89,193 | \$129,047 |
| Quality of Life | \$0 | \$0 | \$0 | \$89,650 | \$28,717 | \$118,367 |
| Total (Comprehensive Cost) | \$0 | \$0 | \$0 | \$129,504 | \$117,910 | \$247,414 |

Delta County

Traffic Crashes and Crime

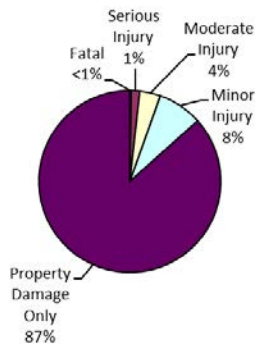
| Traffic Crash Casualty Severity | Traffic Crash Casualties | Traffic Crash Costs |
|--|--------------------------|---------------------|
| Fatal | 4 | \$35,501,566 |
| Serious Injury | 25 | \$12,184,746 |
| Moderate Injury | 61 | \$8,231,538 |
| Minor Injury | 131 | \$8,803,240 |
| Property Damage Only | 1,429 | \$6,212,494 |
| Total | 1,650 | \$70,933,584 |
| Average cost of traffic crash casualty | \$42,990 | |

| Index Crime Category | Number of Index Crimes | Index Crime Costs |
|-----------------------------|------------------------|-------------------|
| Murder | 0 | \$0 |
| Rape | 26 | \$10,419,293 |
| Aggravated Assault | 21 | \$660,045 |
| Robbery | 2 | \$68,358 |
| Larceny | 410 | \$1,676,446 |
| Burglary | 66 | \$294,312 |
| Motor Vehicle Theft | 26 | \$237,533 |
| Total | 551 | \$13,355,987 |
| Average cost of index crime | \$24,240 | |

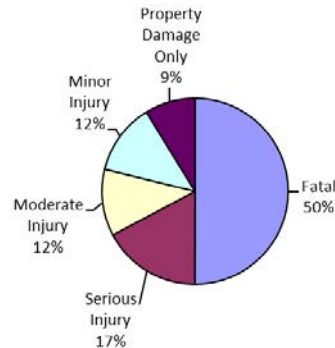
| Costs of Traffic Crashes in Delta County (2015 dollars) | | | | | | |
|---|---------------------|---------------------|--------------------|--------------------|----------------------|---------------------|
| | Fatal | Serious Injury | Moderate Injury | Minor Injury | Property Damage Only | Total |
| Medical Care | \$47,723 | \$658,307 | \$384,027 | \$751,870 | \$371,872 | \$2,213,799 |
| Future Earnings (Lost Wages) | \$4,814,936 | \$1,005,195 | \$709,053 | \$1,133,528 | \$425,623 | \$8,088,335 |
| Public Services | \$3,600 | \$4,353 | \$4,671 | \$7,594 | \$31,304 | \$51,523 |
| Adjudication & Sanctioning | \$425,025 | \$213,460 | \$102,523 | \$147,054 | \$25,275 | \$913,337 |
| Property Damage & Loss | \$92,611 | \$159,747 | \$238,316 | \$501,955 | \$3,857,961 | \$4,850,589 |
| Subtotal (Monetary Cost) | \$5,383,895 | \$2,041,063 | \$1,438,589 | \$2,542,001 | \$4,712,036 | \$16,117,584 |
| Quality of Life | \$30,117,670 | \$10,143,683 | \$6,792,949 | \$6,261,239 | \$1,500,459 | \$54,816,000 |
| Total (Comprehensive Cost) | \$35,501,566 | \$12,184,746 | \$8,231,538 | \$8,803,240 | \$6,212,494 | \$70,933,584 |

| Costs of Index Crimes in Delta County (2015 dollars) | | | | | | | | |
|--|------------|---------------------|--------------------|-----------------|--------------------|------------------|---------------------|---------------------|
| | Murder | Rape | Aggravated Assault | Robbery | Larceny | Burglary | Motor Vehicle Theft | Total |
| Medical Care | \$0 | \$233,544 | \$32,503 | \$3,069 | \$0 | \$0 | \$0 | \$269,115 |
| Future Earnings (Lost Wages) | \$0 | \$145,720 | \$22,973 | \$3,163 | \$10,762 | \$2,182 | \$2,578 | \$187,377 |
| Public Services | \$0 | \$20,495 | \$7,020 | \$808 | \$180,799 | \$29,616 | \$6,987 | \$245,726 |
| Adjudication & Sanctioning | \$0 | \$640,254 | \$248,644 | \$11,286 | \$835,005 | \$51,232 | \$46,128 | \$1,832,549 |
| Property Damage and Loss | \$0 | \$4,073 | \$1,467 | \$2,281 | \$382,925 | \$168,856 | \$166,635 | \$726,237 |
| Subtotal (Monetary Cost) | \$0 | \$1,044,087 | \$312,606 | \$20,607 | \$1,409,492 | \$251,886 | \$222,328 | \$3,261,004 |
| Quality of Life | \$0 | \$9,375,206 | \$347,439 | \$47,752 | \$266,955 | \$42,426 | \$15,205 | \$10,094,983 |
| Total (Comprehensive Costs) | \$0 | \$10,419,293 | \$660,045 | \$68,358 | \$1,676,446 | \$294,312 | \$237,533 | \$13,355,987 |

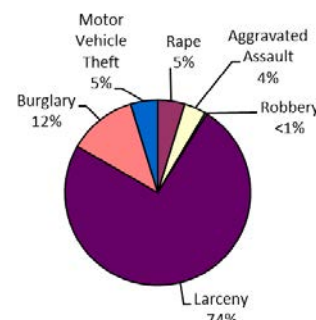
Traffic Crash Casualties



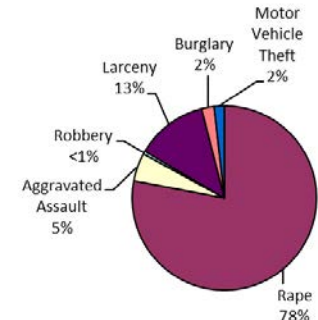
Traffic Crash Costs



Index Crimes



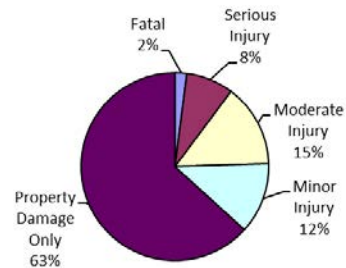
Index Crime Costs



Delta County Alcohol-Involved Crashes

| Crash Casualty Severity | Crash Casualties | Crash Costs |
|--------------------------------|------------------|--------------|
| Fatal | 1 | \$8,875,391 |
| Serious Injury | 4 | \$2,339,030 |
| Moderate Injury | 7 | \$1,193,431 |
| Minor Injury | 6 | \$516,447 |
| Property Damage Only | 31 | \$141,930 |
| Total | 49 | \$13,066,229 |
| Average cost of crash casualty | \$266,658 | |

Crash Casualties



Crash Costs

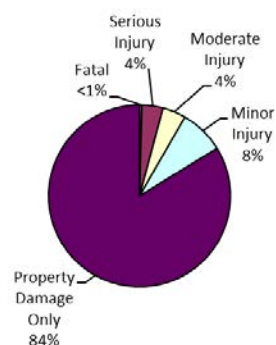


| Costs of Alcohol-Involved Crashes in Delta County (2015 dollars) | | | | | | |
|--|--------------------|--------------------|--------------------|------------------|----------------------|---------------------|
| | Fatal | Serious Injury | Moderate Injury | Minor Injury | Property Damage Only | Total |
| Medical Care | \$11,931 | \$218,920 | \$96,743 | \$63,390 | \$9,507 | \$400,490 |
| Future Earnings (Lost Wages) | \$1,203,734 | \$338,892 | \$179,091 | \$95,368 | \$10,588 | \$1,827,673 |
| Public Services | \$900 | \$1,556 | \$1,215 | \$659 | \$899 | \$5,229 |
| Adjudication & Sanctioning | \$106,256 | \$51,582 | \$24,543 | \$13,045 | \$1,487 | \$196,914 |
| Property Damage & Loss | \$23,153 | \$45,159 | \$52,133 | \$37,599 | \$84,950 | \$242,993 |
| Subtotal (Monetary Cost) | \$1,345,974 | \$656,108 | \$353,724 | \$210,062 | \$107,432 | \$2,673,300 |
| Quality of Life | \$7,529,418 | \$1,682,921 | \$839,707 | \$306,385 | \$34,498 | \$10,392,929 |
| Total (Comprehensive Cost) | \$8,875,391 | \$2,339,030 | \$1,193,431 | \$516,447 | \$141,930 | \$13,066,229 |

Delta County Teen Driver Crashes

| Crash Casualty Severity | Crash Casualties | Crash Costs |
|--------------------------------|------------------|--------------|
| Fatal | 1 | \$8,875,391 |
| Serious Injury | 9 | \$4,386,509 |
| Moderate Injury | 10 | \$1,349,432 |
| Minor Injury | 19 | \$1,276,806 |
| Property Damage Only | 201 | \$873,836 |
| Total | 240 | \$16,761,974 |
| Average cost of crash casualty | | \$69,842 |

Crash Casualties



Crash Costs



| Costs of Teen Driver Crashes in Delta County (2015 dollars) | | | | | | |
|---|-------------|----------------|-----------------|--------------|----------------------|--------------|
| | Fatal | Serious Injury | Moderate Injury | Minor Injury | Property Damage Only | Total |
| Medical Care | \$11,931 | \$236,991 | \$62,955 | \$109,050 | \$52,307 | \$473,233 |
| Future Earnings (Lost Wages) | \$1,203,734 | \$361,870 | \$116,238 | \$164,405 | \$59,867 | \$1,906,114 |
| Public Services | \$900 | \$1,567 | \$766 | \$1,101 | \$4,403 | \$8,738 |
| Adjudication & Sanctioning | \$106,256 | \$76,846 | \$16,807 | \$21,328 | \$3,555 | \$224,793 |
| Property Damage & Loss | \$23,153 | \$57,509 | \$39,068 | \$72,803 | \$542,652 | \$735,185 |
| Subtotal (Monetary Cost) | \$1,345,974 | \$734,783 | \$235,834 | \$368,687 | \$662,785 | \$3,348,062 |
| Quality of Life | \$7,529,418 | \$3,651,726 | \$1,113,598 | \$908,119 | \$211,051 | \$13,413,912 |
| Total (Comprehensive Cost) | \$8,875,391 | \$4,386,509 | \$1,349,432 | \$1,276,806 | \$873,836 | \$16,761,974 |

Delta County Motorcycle Crashes

| Injury Severity | Motorcyclist Crash Victims | Motorcyclist Victim Costs |
|--------------------------------|-------------------------------|------------------------------|
| Fatal | 1 | \$8,815,923 |
| Serious Injury | 5 | \$2,554,433 |
| Moderate Injury | 7 | \$831,666 |
| Minor Injury | 6 | \$671,847 |
| Property Damage Only | 3 | \$11,958 |
| Total | 22 | \$12,885,827 |
| Average cost of crash casualty | | \$585,719 |

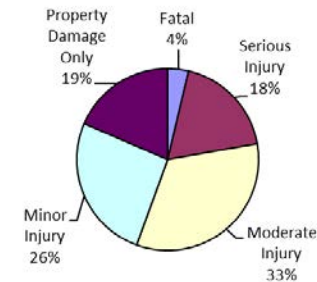
| Injury Severity | Non-motorcyclist Crash Victims | Non-motorcyclist Victim Costs |
|--------------------------------|-----------------------------------|----------------------------------|
| Fatal | 0 | \$0 |
| Serious Injury | 0 | \$0 |
| Moderate Injury | 2 | \$269,886 |
| Minor Injury | 1 | \$67,200 |
| Property Damage Only | 2 | \$5,669 |
| Total | 5 | \$342,756 |
| Average cost of crash casualty | | \$68,551 |

| Motorcyclist Victim Costs in Motorcycle Crashes in Delta County (2015 dollars) | | | | | | |
|--|-------------|----------------|-----------------|--------------|----------------------|--------------|
| | Fatal | Serious Injury | Moderate Injury | Minor Injury | Property Damage Only | Total |
| Medical Care | \$11,931 | \$208,889 | \$63,257 | \$51,637 | \$415 | \$336,129 |
| Future Earnings (Lost Wages) | \$1,209,483 | \$306,138 | \$106,678 | \$85,050 | \$658 | \$1,708,006 |
| Public Services | \$788 | \$1,768 | \$1,208 | \$985 | \$181 | \$4,930 |
| Adjudication & Sanctioning | \$106,257 | \$47,510 | \$18,695 | \$14,976 | \$557 | \$187,995 |
| Property Damage & Loss | \$12,951 | \$49,279 | \$54,875 | \$45,403 | \$7,011 | \$169,519 |
| Subtotal (Monetary Cost) | \$1,341,410 | \$613,584 | \$244,713 | \$198,051 | \$8,821 | \$2,406,579 |
| Quality of Life | \$7,474,513 | \$1,940,849 | \$586,953 | \$473,796 | \$3,137 | \$10,479,248 |
| Total (Comprehensive Cost) | \$8,815,923 | \$2,554,433 | \$831,666 | \$671,847 | \$11,958 | \$12,885,827 |

| Non-motorcyclist Victim Costs in Motorcycle Crashes in Delta County (2015 dollars) | | | | | | |
|--|-------|----------------|-----------------|--------------|----------------------|-----------|
| | Fatal | Serious Injury | Moderate Injury | Minor Injury | Property Damage Only | Total |
| Medical Care | \$0 | \$0 | \$12,591 | \$5,739 | \$0 | \$18,330 |
| Future Earnings (Lost Wages) | \$0 | \$0 | \$23,248 | \$8,653 | \$177 | \$32,077 |
| Public Services | \$0 | \$0 | \$153 | \$58 | \$42 | \$253 |
| Adjudication & Sanctioning | \$0 | \$0 | \$3,361 | \$1,123 | \$0 | \$4,484 |
| Property Damage & Loss | \$0 | \$0 | \$7,814 | \$3,832 | \$5,450 | \$17,095 |
| Subtotal (Monetary Cost) | \$0 | \$0 | \$47,167 | \$19,405 | \$5,669 | \$72,240 |
| Quality of Life | \$0 | \$0 | \$222,720 | \$47,796 | \$0 | \$270,515 |
| Total (Comprehensive Cost) | \$0 | \$0 | \$269,886 | \$67,200 | \$5,669 | \$342,756 |

| Costs of Motorcycle Crashes in Delta County (2015 dollars) | | | | | | |
|--|-------------|----------------|-----------------|--------------|----------------------|--------------|
| | Fatal | Serious Injury | Moderate Injury | Minor Injury | Property Damage Only | Total |
| Medical Care | \$11,931 | \$208,889 | \$75,848 | \$57,376 | \$415 | \$354,459 |
| Future Earnings (Lost Wages) | \$1,209,483 | \$306,138 | \$129,925 | \$93,703 | \$834 | \$1,740,083 |
| Public Services | \$788 | \$1,768 | \$1,361 | \$1,043 | \$222 | \$5,183 |
| Adjudication & Sanctioning | \$106,257 | \$47,510 | \$22,057 | \$16,099 | \$557 | \$192,479 |
| Property Damage & Loss | \$12,951 | \$49,279 | \$62,689 | \$49,235 | \$12,461 | \$186,615 |
| Subtotal (Monetary Cost) | \$1,341,410 | \$613,584 | \$291,880 | \$217,455 | \$14,490 | \$2,478,819 |
| Quality of Life | \$7,474,513 | \$1,940,849 | \$809,673 | \$521,592 | \$3,137 | \$10,749,763 |
| Total (Comprehensive Cost) | \$8,815,923 | \$2,554,433 | \$1,101,553 | \$739,047 | \$17,627 | \$13,228,583 |

Motorcycle Crash Casualties



Motorcycle Crash Costs

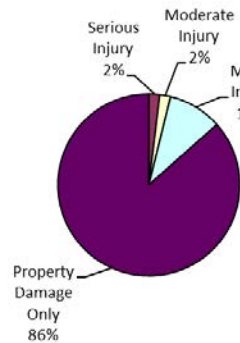


Delta County

Medium/Large Truck Crashes

| Crash Casualty Severity | Crash Casualties | Crash Costs |
|--------------------------------|------------------|-------------|
| Fatal | 0 | \$0 |
| Serious Injury | 1 | \$692,627 |
| Moderate Injury | 1 | \$275,031 |
| Minor Injury | 5 | \$647,520 |
| Property Damage Only | 45 | \$408,150 |
| Total | 52 | \$2,023,328 |
| Average cost of crash casualty | \$38,910 | |

Crash Casualties



Crash Costs



| Costs of Medium/Large Truck Crashes in Delta County (2015 dollars) | | | | | | |
|--|-------|----------------|-----------------|--------------|----------------------|-------------|
| | Fatal | Serious Injury | Moderate Injury | Minor Injury | Property Damage Only | Total |
| Medical Care | \$0 | \$41,747 | \$17,805 | \$40,825 | \$16,830 | \$117,207 |
| Future Earnings (Lost Wages) | \$0 | \$119,234 | \$51,044 | \$108,940 | \$122,850 | \$402,068 |
| Public Services | \$0 | \$322 | \$176 | \$965 | \$2,115 | \$3,578 |
| Adjudication & Sanctioning | \$0 | \$16,116 | \$6,892 | \$14,995 | \$13,995 | \$51,998 |
| Property Damage & Loss | \$0 | \$12,555 | \$9,320 | \$33,545 | \$152,955 | \$208,375 |
| Subtotal (Monetary Cost) | \$0 | \$189,974 | \$85,237 | \$199,270 | \$308,745 | \$783,226 |
| Quality of Life | \$0 | \$502,653 | \$189,794 | \$448,250 | \$99,405 | \$1,240,102 |
| Total (Comprehensive Cost) | \$0 | \$692,627 | \$275,031 | \$647,520 | \$408,150 | \$2,023,328 |

Dickinson County

Traffic Crashes and Crime

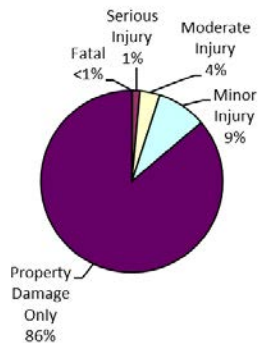
| Traffic Crash Casualty Severity | Traffic Crash Casualties | Traffic Crash Costs |
|--|--------------------------|---------------------|
| Fatal | 1 | \$8,875,391 |
| Serious Injury | 14 | \$6,823,458 |
| Moderate Injury | 37 | \$4,992,900 |
| Minor Injury | 92 | \$6,182,428 |
| Property Damage Only | 898 | \$3,904,003 |
| Total | 1,042 | \$30,778,180 |
| Average cost of traffic crash casualty | | \$29,538 |

| Index Crime Category | Number of Index Crimes | Index Crime Costs |
|-----------------------------|------------------------|-------------------|
| Murder | 0 | \$0 |
| Rape | 7 | \$2,805,194 |
| Aggravated Assault | 5 | \$157,154 |
| Robbery | 0 | \$0 |
| Larceny | 34 | \$139,022 |
| Burglary | 25 | \$111,482 |
| Motor Vehicle Theft | 4 | \$36,543 |
| Total | 75 | \$3,249,396 |
| Average cost of index crime | | \$43,325 |

| Costs of Traffic Crashes in Dickinson County (2015 dollars) | | | | | | |
|---|-------------|----------------|-----------------|--------------|----------------------|--------------|
| | Fatal | Serious Injury | Moderate Injury | Minor Injury | Property Damage Only | Total |
| Medical Care | \$11,931 | \$368,652 | \$232,934 | \$528,031 | \$233,689 | \$1,375,236 |
| Future Earnings (Lost Wages) | \$1,203,734 | \$562,909 | \$430,081 | \$796,066 | \$267,466 | \$3,260,256 |
| Public Services | \$900 | \$2,438 | \$2,833 | \$5,333 | \$19,672 | \$31,177 |
| Adjudication & Sanctioning | \$106,256 | \$119,538 | \$62,186 | \$103,275 | \$15,883 | \$407,138 |
| Property Damage & Loss | \$23,153 | \$89,458 | \$144,552 | \$352,518 | \$2,424,387 | \$3,034,068 |
| Subtotal (Monetary Cost) | \$1,345,974 | \$1,142,995 | \$872,587 | \$1,785,222 | \$2,961,097 | \$8,107,875 |
| Quality of Life | \$7,529,418 | \$5,680,463 | \$4,120,313 | \$4,397,206 | \$942,906 | \$22,670,305 |
| Total (Comprehensive Cost) | \$8,875,391 | \$6,823,458 | \$4,992,900 | \$6,182,428 | \$3,904,003 | \$30,778,180 |

| Costs of Index Crimes in Dickinson County (2015 dollars) | | | | | | | | |
|--|--------|-------------|--------------------|---------|-----------|-----------|---------------------|-------------|
| | Murder | Rape | Aggravated Assault | Robbery | Larceny | Burglary | Motor Vehicle Theft | Total |
| Medical Care | \$0 | \$62,877 | \$7,739 | \$0 | \$0 | \$0 | \$0 | \$70,616 |
| Future Earnings (Lost Wages) | \$0 | \$39,232 | \$5,470 | \$0 | \$892 | \$826 | \$397 | \$46,818 |
| Public Services | \$0 | \$5,518 | \$1,671 | \$0 | \$14,993 | \$11,218 | \$1,075 | \$34,476 |
| Adjudication & Sanctioning | \$0 | \$172,376 | \$59,201 | \$0 | \$69,244 | \$19,406 | \$7,097 | \$327,324 |
| Property Damage and Loss | \$0 | \$1,097 | \$349 | \$0 | \$31,755 | \$63,961 | \$25,636 | \$122,797 |
| Subtotal (Monetary Cost) | \$0 | \$281,100 | \$74,430 | \$0 | \$116,885 | \$95,411 | \$34,204 | \$602,030 |
| Quality of Life | \$0 | \$2,524,094 | \$82,724 | \$0 | \$22,138 | \$16,071 | \$2,339 | \$2,647,365 |
| Total (Comprehensive Costs) | \$0 | \$2,805,194 | \$157,154 | \$0 | \$139,022 | \$111,482 | \$36,543 | \$3,249,396 |

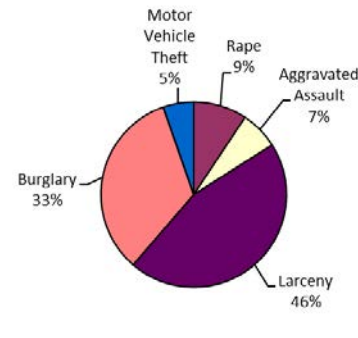
Traffic Crash Casualties



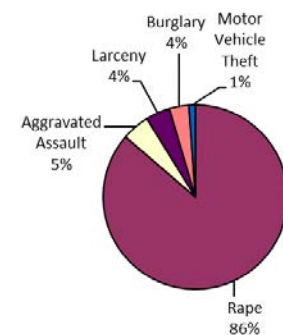
Traffic Crash Costs



Index Crimes



Index Crime Costs

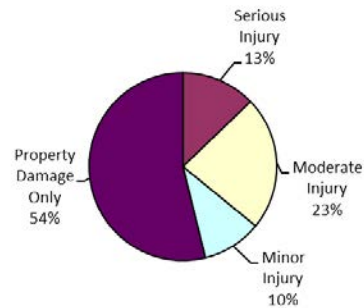


Dickinson County

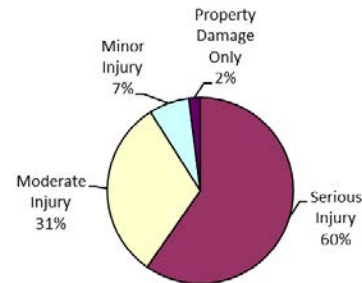
Alcohol-Involved Crashes

| Crash Casualty Severity | Crash Casualties | Crash Costs |
|--------------------------------|------------------|-------------|
| Fatal | 0 | \$0 |
| Serious Injury | 5 | \$2,923,787 |
| Moderate Injury | 9 | \$1,534,411 |
| Minor Injury | 4 | \$344,298 |
| Property Damage Only | 21 | \$96,146 |
| Total | 39 | \$4,898,642 |
| Average cost of crash casualty | \$125,606 | |

Crash Casualties



Crash Costs

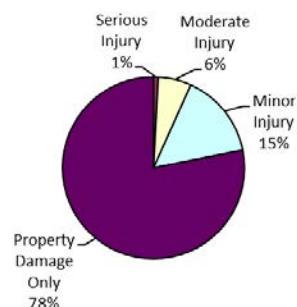


| Costs of Alcohol-Involved Crashes in Dickinson County (2015 dollars) | | | | | | |
|--|------------|--------------------|--------------------|------------------|----------------------|--------------------|
| | Fatal | Serious Injury | Moderate Injury | Minor Injury | Property Damage Only | Total |
| Medical Care | \$0 | \$273,649 | \$124,384 | \$42,260 | \$6,440 | \$446,733 |
| Future Earnings (Lost Wages) | \$0 | \$423,615 | \$230,260 | \$63,579 | \$7,173 | \$724,626 |
| Public Services | \$0 | \$1,945 | \$1,562 | \$439 | \$609 | \$4,556 |
| Adjudication & Sanctioning | \$0 | \$64,478 | \$31,556 | \$8,697 | \$1,008 | \$105,738 |
| Property Damage & Loss | \$0 | \$56,448 | \$67,028 | \$25,066 | \$57,547 | \$206,089 |
| Subtotal (Monetary Cost) | \$0 | \$820,135 | \$454,788 | \$140,041 | \$72,776 | \$1,487,741 |
| Quality of Life | \$0 | \$2,103,652 | \$1,079,623 | \$204,257 | \$23,370 | \$3,410,901 |
| Total (Comprehensive Cost) | \$0 | \$2,923,787 | \$1,534,411 | \$344,298 | \$96,146 | \$4,898,642 |

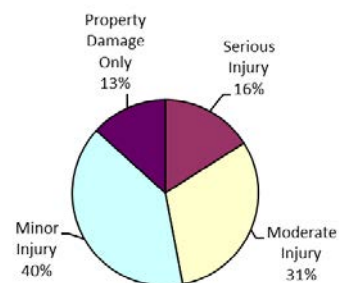
Dickinson County Teen Driver Crashes

| Crash Casualty Severity | Crash Casualties | Crash Costs |
|--------------------------------|------------------|-------------|
| Fatal | 0 | \$0 |
| Serious Injury | 1 | \$487,390 |
| Moderate Injury | 7 | \$944,603 |
| Minor Injury | 18 | \$1,209,606 |
| Property Damage Only | 93 | \$404,312 |
| Total | 119 | \$3,045,910 |
| Average cost of crash casualty | \$25,596 | |

Crash Casualties



Crash Costs



| Costs of Teen Driver Crashes in Dickinson County (2015 dollars) | | | | | | |
|---|------------|------------------|------------------|--------------------|----------------------|--------------------|
| | Fatal | Serious Injury | Moderate Injury | Minor Injury | Property Damage Only | Total |
| Medical Care | \$0 | \$26,332 | \$44,069 | \$103,310 | \$24,202 | \$197,913 |
| Future Earnings (Lost Wages) | \$0 | \$40,208 | \$81,367 | \$155,752 | \$27,700 | \$305,026 |
| Public Services | \$0 | \$174 | \$536 | \$1,043 | \$2,037 | \$3,791 |
| Adjudication & Sanctioning | \$0 | \$8,538 | \$11,765 | \$20,206 | \$1,645 | \$42,154 |
| Property Damage & Loss | \$0 | \$6,390 | \$27,348 | \$68,971 | \$251,078 | \$353,786 |
| Subtotal (Monetary Cost) | \$0 | \$81,643 | \$165,084 | \$349,283 | \$306,662 | \$902,671 |
| Quality of Life | \$0 | \$405,747 | \$779,519 | \$860,323 | \$97,651 | \$2,143,240 |
| Total (Comprehensive Cost) | \$0 | \$487,390 | \$944,603 | \$1,209,606 | \$404,312 | \$3,045,910 |

Dickinson County Motorcycle Crashes

| Injury Severity | Motorcyclist Crash Victims | Motorcyclist Victim Costs |
|--------------------------------|-------------------------------|------------------------------|
| Fatal | 1 | \$8,815,923 |
| Serious Injury | 2 | \$1,021,773 |
| Moderate Injury | 3 | \$356,428 |
| Minor Injury | 0 | \$0 |
| Property Damage Only | 2 | \$7,972 |
| Total | 8 | \$10,202,097 |
| Average cost of crash casualty | | \$1,275,262 |

| Injury Severity | Non-motorcyclist Crash Victims | Non-motorcyclist Victim Costs |
|--------------------------------|-----------------------------------|----------------------------------|
| Fatal | 0 | \$0 |
| Serious Injury | 0 | \$0 |
| Moderate Injury | 0 | \$0 |
| Minor Injury | 0 | \$0 |
| Property Damage Only | 2 | \$5,669 |
| Total | 2 | \$5,669 |
| Average cost of crash casualty | | \$2,834 |

| Motorcyclist Victim Costs in Motorcycle Crashes in Dickinson County (2015 dollars) | | | | | | |
|--|-------------|----------------|-----------------|--------------|----------------------|--------------|
| | Fatal | Serious Injury | Moderate Injury | Minor Injury | Property Damage Only | Total |
| Medical Care | \$11,931 | \$83,556 | \$27,110 | \$0 | \$277 | \$122,873 |
| Future Earnings (Lost Wages) | \$1,209,483 | \$122,455 | \$45,719 | \$0 | \$438 | \$1,378,095 |
| Public Services | \$788 | \$707 | \$518 | \$0 | \$120 | \$2,134 |
| Adjudication & Sanctioning | \$106,257 | \$19,004 | \$8,012 | \$0 | \$371 | \$133,644 |
| Property Damage & Loss | \$12,951 | \$19,712 | \$23,518 | \$0 | \$4,674 | \$60,855 |
| Subtotal (Monetary Cost) | \$1,341,410 | \$245,434 | \$104,877 | \$0 | \$5,880 | \$1,697,601 |
| Quality of Life | \$7,474,513 | \$776,339 | \$251,551 | \$0 | \$2,092 | \$8,504,496 |
| Total (Comprehensive Cost) | \$8,815,923 | \$1,021,773 | \$356,428 | \$0 | \$7,972 | \$10,202,097 |

| Non-motorcyclist Victim Costs in Motorcycle Crashes in Dickinson County (2015 dollars) | | | | | | |
|--|-------|----------------|-----------------|--------------|----------------------|---------|
| | Fatal | Serious Injury | Moderate Injury | Minor Injury | Property Damage Only | Total |
| Medical Care | \$0 | \$0 | \$0 | \$0 | \$0 | \$0 |
| Future Earnings (Lost Wages) | \$0 | \$0 | \$0 | \$0 | \$177 | \$177 |
| Public Services | \$0 | \$0 | \$0 | \$0 | \$42 | \$42 |
| Adjudication & Sanctioning | \$0 | \$0 | \$0 | \$0 | \$0 | \$0 |
| Property Damage & Loss | \$0 | \$0 | \$0 | \$0 | \$5,450 | \$5,450 |
| Subtotal (Monetary Cost) | \$0 | \$0 | \$0 | \$0 | \$5,669 | \$5,669 |
| Quality of Life | \$0 | \$0 | \$0 | \$0 | \$0 | \$0 |
| Total (Comprehensive Cost) | \$0 | \$0 | \$0 | \$0 | \$5,669 | \$5,669 |

| Costs of Motorcycle Crashes in Dickinson County (2015 dollars) | | | | | | |
|--|-------------|----------------|-----------------|--------------|----------------------|--------------|
| | Fatal | Serious Injury | Moderate Injury | Minor Injury | Property Damage Only | Total |
| Medical Care | \$11,931 | \$83,556 | \$27,110 | \$0 | \$277 | \$122,873 |
| Future Earnings (Lost Wages) | \$1,209,483 | \$122,455 | \$45,719 | \$0 | \$615 | \$1,378,272 |
| Public Services | \$788 | \$707 | \$518 | \$0 | \$162 | \$2,175 |
| Adjudication & Sanctioning | \$106,257 | \$19,004 | \$8,012 | \$0 | \$371 | \$133,644 |
| Property Damage & Loss | \$12,951 | \$19,712 | \$23,518 | \$0 | \$10,124 | \$66,305 |
| Subtotal (Monetary Cost) | \$1,341,410 | \$245,434 | \$104,877 | \$0 | \$11,549 | \$1,703,270 |
| Quality of Life | \$7,474,513 | \$776,339 | \$251,551 | \$0 | \$2,092 | \$8,504,496 |
| Total (Comprehensive Cost) | \$8,815,923 | \$1,021,773 | \$356,428 | \$0 | \$13,641 | \$10,207,766 |

Motorcycle Crash Casualties



Motorcycle Crash Costs

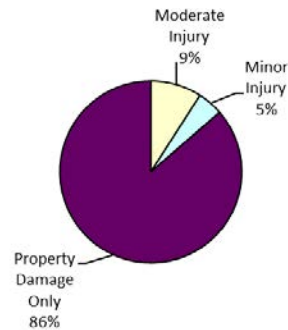


Dickinson County

Medium/Large Truck Crashes

| Crash Casualty Severity | Crash Casualties | Crash Costs |
|--------------------------------|------------------|-------------|
| Fatal | 0 | \$0 |
| Serious Injury | 0 | \$0 |
| Moderate Injury | 2 | \$550,062 |
| Minor Injury | 1 | \$129,504 |
| Property Damage Only | 19 | \$172,330 |
| Total | 22 | \$851,896 |
| Average cost of crash casualty | \$38,723 | |

Crash Casualties



Crash Costs



| Costs of Medium/Large Truck Crashes in Dickinson County (2015 dollars) | | | | | | |
|--|-------|----------------|-----------------|--------------|----------------------|-----------|
| | Fatal | Serious Injury | Moderate Injury | Minor Injury | Property Damage Only | Total |
| Medical Care | \$0 | \$0 | \$35,610 | \$8,165 | \$7,106 | \$50,881 |
| Future Earnings (Lost Wages) | \$0 | \$0 | \$102,088 | \$21,788 | \$51,870 | \$175,746 |
| Public Services | \$0 | \$0 | \$352 | \$193 | \$893 | \$1,438 |
| Adjudication & Sanctioning | \$0 | \$0 | \$13,784 | \$2,999 | \$5,909 | \$22,692 |
| Property Damage & Loss | \$0 | \$0 | \$18,640 | \$6,709 | \$64,581 | \$89,930 |
| Subtotal (Monetary Cost) | \$0 | \$0 | \$170,474 | \$39,854 | \$130,359 | \$340,687 |
| Quality of Life | \$0 | \$0 | \$379,588 | \$89,650 | \$41,971 | \$511,209 |
| Total (Comprehensive Cost) | \$0 | \$0 | \$550,062 | \$129,504 | \$172,330 | \$851,896 |

Eaton County

Traffic Crashes and Crime

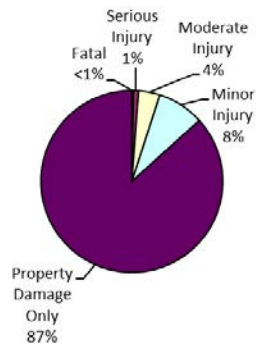
| Traffic Crash Casualty Severity | Traffic Crash Casualties | Traffic Crash Costs |
|--|--------------------------|---------------------|
| Fatal | 15 | \$133,130,871 |
| Serious Injury | 43 | \$20,957,763 |
| Moderate Injury | 187 | \$25,234,386 |
| Minor Injury | 407 | \$27,350,525 |
| Property Damage Only | 4,250 | \$18,476,628 |
| Total | 4,902 | \$225,150,174 |
| Average cost of traffic crash casualty | \$45,930 | |

| Index Crime Category | Number of Index Crimes | Index Crime Costs |
|-----------------------------|------------------------|-------------------|
| Murder | 3 | \$21,866,424 |
| Rape | 70 | \$28,051,943 |
| Aggravated Assault | 135 | \$4,243,146 |
| Robbery | 33 | \$1,127,914 |
| Larceny | 749 | \$3,062,581 |
| Burglary | 263 | \$1,172,788 |
| Motor Vehicle Theft | 75 | \$685,190 |
| Total | 1,328 | \$60,209,987 |
| Average cost of index crime | \$45,339 | |

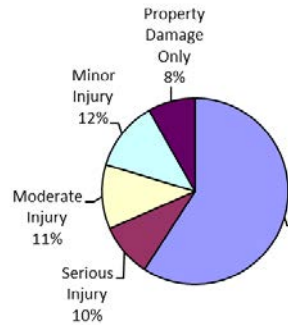
| Costs of Traffic Crashes in Eaton County (2015 dollars) | | | | | | |
|---|----------------------|---------------------|---------------------|---------------------|----------------------|----------------------|
| | Fatal | Serious Injury | Moderate Injury | Minor Injury | Property Damage Only | Total |
| Medical Care | \$178,961 | \$1,132,288 | \$1,177,262 | \$2,335,961 | \$1,105,988 | \$5,930,461 |
| Future Earnings (Lost Wages) | \$18,056,011 | \$1,728,935 | \$2,173,654 | \$3,521,725 | \$1,265,848 | \$26,746,173 |
| Public Services | \$13,501 | \$7,488 | \$14,319 | \$23,594 | \$93,103 | \$152,005 |
| Adjudication & Sanctioning | \$1,593,845 | \$367,152 | \$314,291 | \$456,878 | \$75,170 | \$2,807,336 |
| Property Damage & Loss | \$347,289 | \$274,765 | \$730,575 | \$1,559,508 | \$11,473,992 | \$14,386,130 |
| Subtotal (Monetary Cost) | \$20,189,607 | \$3,510,628 | \$4,410,102 | \$7,897,667 | \$14,014,102 | \$50,022,106 |
| Quality of Life | \$112,941,264 | \$17,447,135 | \$20,824,285 | \$19,452,858 | \$4,462,526 | \$175,128,068 |
| Total (Comprehensive Cost) | \$133,130,871 | \$20,957,763 | \$25,234,386 | \$27,350,525 | \$18,476,628 | \$225,150,174 |

| Costs of Index Crimes in Eaton County (2015 dollars) | | | | | | | | |
|--|---------------------|---------------------|--------------------|--------------------|--------------------|--------------------|---------------------|---------------------|
| | Murder | Rape | Aggravated Assault | Robbery | Larceny | Burglary | Motor Vehicle Theft | Total |
| Medical Care | \$83,213 | \$628,772 | \$208,945 | \$50,633 | \$0 | \$0 | \$0 | \$971,564 |
| Future Earnings (Lost Wages) | \$2,755,707 | \$392,323 | \$147,683 | \$52,181 | \$19,660 | \$8,693 | \$7,437 | \$3,383,686 |
| Public Services | \$8,537 | \$55,180 | \$45,127 | \$13,336 | \$330,290 | \$118,015 | \$20,155 | \$590,639 |
| Adjudication & Sanctioning | \$1,183,110 | \$1,723,761 | \$1,598,424 | \$186,225 | \$1,525,412 | \$204,153 | \$133,060 | \$6,554,145 |
| Property Damage and Loss | \$524 | \$10,966 | \$9,429 | \$37,637 | \$699,539 | \$672,865 | \$480,677 | \$1,911,637 |
| Subtotal (Monetary Cost) | \$4,031,092 | \$2,811,003 | \$2,009,608 | \$340,013 | \$2,574,900 | \$1,003,726 | \$641,329 | \$13,411,671 |
| Quality of Life | \$17,835,332 | \$25,240,940 | \$2,233,538 | \$787,901 | \$487,681 | \$169,062 | \$43,861 | \$46,798,316 |
| Total (Comprehensive Costs) | \$21,866,424 | \$28,051,943 | \$4,243,146 | \$1,127,914 | \$3,062,581 | \$1,172,788 | \$685,190 | \$60,209,987 |

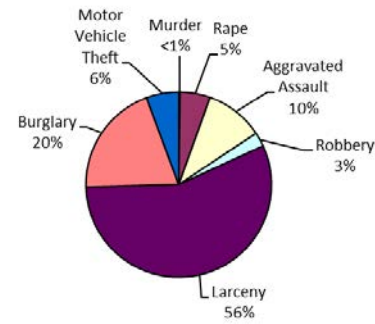
Traffic Crash Casualties



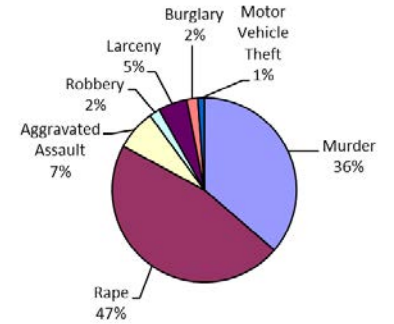
Traffic Crash Costs



Index Crimes



Index Crime Costs

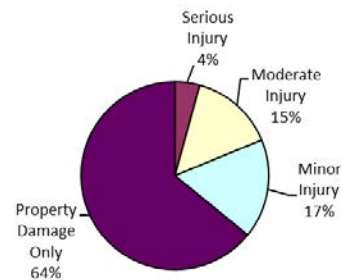


Eaton County

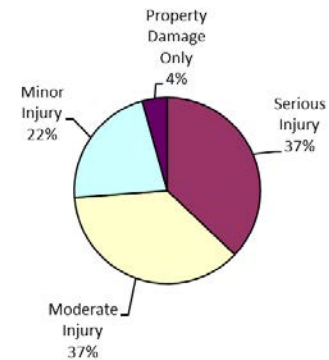
Alcohol-Involved Crashes

| Crash Casualty Severity | Crash Casualties | Crash Costs |
|--------------------------------|------------------|---------------------|
| Fatal | 4 | \$35,501,566 |
| Serious Injury | 5 | \$2,923,787 |
| Moderate Injury | 17 | \$2,898,332 |
| Minor Injury | 20 | \$1,721,490 |
| Property Damage Only | 75 | \$343,379 |
| Total | 121 | \$43,388,553 |
| Average cost of crash casualty | | \$358,583 |

Crash Casualties



Crash Costs



| Costs of Alcohol-Involved Crashes in Eaton County (2015 dollars) | | | | | | |
|--|---------------------|--------------------|--------------------|--------------------|----------------------|---------------------|
| | Fatal | Serious Injury | Moderate Injury | Minor Injury | Property Damage Only | Total |
| Medical Care | \$47,723 | \$273,649 | \$234,947 | \$211,300 | \$23,001 | \$790,620 |
| Future Earnings (Lost Wages) | \$4,814,936 | \$423,615 | \$434,935 | \$317,894 | \$25,617 | \$6,016,997 |
| Public Services | \$3,600 | \$1,945 | \$2,950 | \$2,197 | \$2,175 | \$12,868 |
| Adjudication & Sanctioning | \$425,025 | \$64,478 | \$59,605 | \$43,483 | \$3,599 | \$596,190 |
| Property Damage & Loss | \$92,611 | \$56,448 | \$126,608 | \$125,331 | \$205,525 | \$606,523 |
| Subtotal (Monetary Cost) | \$5,383,895 | \$820,135 | \$859,045 | \$700,206 | \$259,916 | \$8,023,197 |
| Quality of Life | \$30,117,670 | \$2,103,652 | \$2,039,288 | \$1,021,284 | \$83,463 | \$35,365,357 |
| Total (Comprehensive Cost) | \$35,501,566 | \$2,923,787 | \$2,898,332 | \$1,721,490 | \$343,379 | \$43,388,553 |

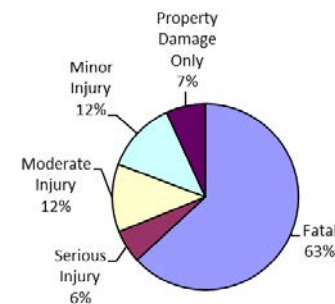
Eaton County Teen Driver Crashes

| Crash Casualty Severity | Crash Casualties | Crash Costs |
|--------------------------------|------------------|--------------|
| Fatal | 3 | \$26,626,174 |
| Serious Injury | 5 | \$2,436,949 |
| Moderate Injury | 37 | \$4,992,900 |
| Minor Injury | 78 | \$5,241,624 |
| Property Damage Only | 664 | \$2,886,701 |
| Total | 787 | \$42,184,349 |
| Average cost of crash casualty | | \$53,601 |

Crash Casualties



Crash Costs



| Costs of Teen Driver Crashes in Eaton County (2015 dollars) | | | | | | |
|---|---------------------|--------------------|--------------------|--------------------|----------------------|---------------------|
| | Fatal | Serious Injury | Moderate Injury | Minor Injury | Property Damage Only | Total |
| Medical Care | \$35,792 | \$131,661 | \$232,934 | \$447,678 | \$172,794 | \$1,020,860 |
| Future Earnings (Lost Wages) | \$3,611,202 | \$201,039 | \$430,081 | \$674,925 | \$197,770 | \$5,115,018 |
| Public Services | \$2,700 | \$871 | \$2,833 | \$4,522 | \$14,546 | \$25,472 |
| Adjudication & Sanctioning | \$318,769 | \$42,692 | \$62,186 | \$87,559 | \$11,744 | \$522,950 |
| Property Damage & Loss | \$69,458 | \$31,949 | \$144,552 | \$298,874 | \$1,792,643 | \$2,337,476 |
| Subtotal (Monetary Cost) | \$4,037,921 | \$408,213 | \$872,587 | \$1,513,558 | \$2,189,497 | \$9,021,776 |
| Quality of Life | \$22,588,253 | \$2,028,737 | \$4,120,313 | \$3,728,066 | \$697,204 | \$33,162,573 |
| Total (Comprehensive Cost) | \$26,626,174 | \$2,436,949 | \$4,992,900 | \$5,241,624 | \$2,886,701 | \$42,184,349 |

Eaton County Motorcycle Crashes

| Injury Severity | Motorcyclist Crash Victims | Motorcyclist Victim Costs |
|--------------------------------|-------------------------------|------------------------------|
| Fatal | 3 | \$26,447,770 |
| Serious Injury | 6 | \$3,065,319 |
| Moderate Injury | 13 | \$1,544,523 |
| Minor Injury | 4 | \$447,898 |
| Property Damage Only | 15 | \$59,790 |
| Total | 41 | \$31,565,300 |
| Average cost of crash casualty | \$769,885 | |

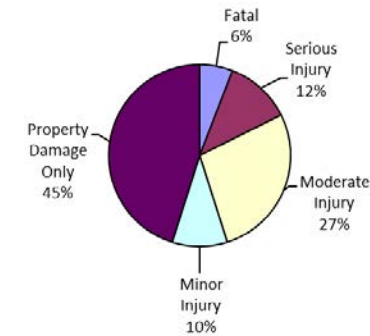
| Injury Severity | Non-motorcyclist Crash Victims | Non-motorcyclist Victim Costs |
|--------------------------------|-----------------------------------|----------------------------------|
| Fatal | 0 | \$0 |
| Serious Injury | 0 | \$0 |
| Moderate Injury | 1 | \$134,943 |
| Minor Injury | 1 | \$67,200 |
| Property Damage Only | 8 | \$22,675 |
| Total | 10 | \$224,819 |
| Average cost of crash casualty | \$22,482 | |

| Motorcyclist Victim Costs in Motorcycle Crashes in Eaton County (2015 dollars) | | | | | | |
|--|--------------|----------------|-----------------|--------------|----------------------|--------------|
| | Fatal | Serious Injury | Moderate Injury | Minor Injury | Property Damage Only | Total |
| Medical Care | \$35,792 | \$250,667 | \$117,478 | \$34,425 | \$2,075 | \$440,437 |
| Future Earnings (Lost Wages) | \$3,628,449 | \$367,366 | \$198,116 | \$56,700 | \$3,288 | \$4,253,918 |
| Public Services | \$2,365 | \$2,121 | \$2,244 | \$657 | \$903 | \$8,289 |
| Adjudication & Sanctioning | \$318,770 | \$57,011 | \$34,720 | \$9,984 | \$2,784 | \$423,270 |
| Property Damage & Loss | \$38,853 | \$59,135 | \$101,911 | \$30,269 | \$35,054 | \$265,222 |
| Subtotal (Monetary Cost) | \$4,024,230 | \$736,301 | \$454,468 | \$132,034 | \$44,103 | \$5,391,136 |
| Quality of Life | \$22,423,540 | \$2,329,018 | \$1,090,055 | \$315,864 | \$15,687 | \$26,174,165 |
| Total (Comprehensive Cost) | \$26,447,770 | \$3,065,319 | \$1,544,523 | \$447,898 | \$59,790 | \$31,565,300 |

| Non-motorcyclist Victim Costs in Motorcycle Crashes in Eaton County (2015 dollars) | | | | | | |
|--|-------|----------------|-----------------|--------------|----------------------|-----------|
| | Fatal | Serious Injury | Moderate Injury | Minor Injury | Property Damage Only | Total |
| Medical Care | \$0 | \$0 | \$6,296 | \$5,739 | \$0 | \$12,035 |
| Future Earnings (Lost Wages) | \$0 | \$0 | \$11,624 | \$8,653 | \$708 | \$20,984 |
| Public Services | \$0 | \$0 | \$77 | \$58 | \$168 | \$302 |
| Adjudication & Sanctioning | \$0 | \$0 | \$1,681 | \$1,123 | \$0 | \$2,803 |
| Property Damage & Loss | \$0 | \$0 | \$3,907 | \$3,832 | \$21,800 | \$29,539 |
| Subtotal (Monetary Cost) | \$0 | \$0 | \$23,583 | \$19,405 | \$22,675 | \$65,663 |
| Quality of Life | \$0 | \$0 | \$111,360 | \$47,796 | \$0 | \$159,156 |
| Total (Comprehensive Cost) | \$0 | \$0 | \$134,943 | \$67,200 | \$22,675 | \$224,819 |

| Costs of Motorcycle Crashes in Eaton County (2015 dollars) | | | | | | |
|--|--------------|----------------|-----------------|--------------|----------------------|--------------|
| | Fatal | Serious Injury | Moderate Injury | Minor Injury | Property Damage Only | Total |
| Medical Care | \$35,792 | \$250,667 | \$123,773 | \$40,164 | \$2,075 | \$452,472 |
| Future Earnings (Lost Wages) | \$3,628,449 | \$367,366 | \$209,739 | \$65,353 | \$3,996 | \$4,274,902 |
| Public Services | \$2,365 | \$2,121 | \$2,320 | \$715 | \$1,070 | \$8,592 |
| Adjudication & Sanctioning | \$318,770 | \$57,011 | \$36,400 | \$11,107 | \$2,784 | \$426,073 |
| Property Damage & Loss | \$38,853 | \$59,135 | \$105,818 | \$34,100 | \$56,854 | \$294,761 |
| Subtotal (Monetary Cost) | \$4,024,230 | \$736,301 | \$478,051 | \$151,439 | \$66,779 | \$5,456,799 |
| Quality of Life | \$22,423,540 | \$2,329,018 | \$1,201,415 | \$363,660 | \$15,687 | \$26,333,320 |
| Total (Comprehensive Cost) | \$26,447,770 | \$3,065,319 | \$1,679,466 | \$515,098 | \$82,466 | \$31,790,119 |

Motorcycle Crash Casualties



Motorcycle Crash Costs

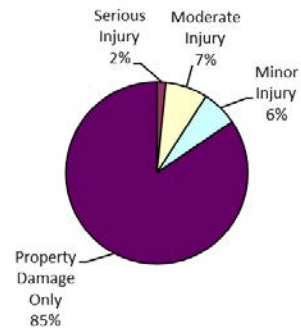


Eaton County

Medium/Large Truck Crashes

| Crash Casualty Severity | Crash Casualties | Crash Costs |
|--------------------------------|------------------|-------------|
| Fatal | 0 | \$0 |
| Serious Injury | 3 | \$2,077,881 |
| Moderate Injury | 14 | \$3,850,434 |
| Minor Injury | 12 | \$1,554,048 |
| Property Damage Only | 158 | \$1,433,060 |
| Total | 187 | \$8,915,423 |
| Average cost of crash casualty | \$47,676 | |

Crash Casualties



Crash Costs



| Costs of Medium/Large Truck Crashes in Eaton County (2015 dollars) | | | | | | |
|--|-------|----------------|-----------------|--------------|----------------------|-------------|
| | Fatal | Serious Injury | Moderate Injury | Minor Injury | Property Damage Only | Total |
| Medical Care | \$0 | \$125,241 | \$249,270 | \$97,980 | \$59,092 | \$531,583 |
| Future Earnings (Lost Wages) | \$0 | \$357,702 | \$714,616 | \$261,456 | \$431,340 | \$1,765,114 |
| Public Services | \$0 | \$966 | \$2,464 | \$2,316 | \$7,426 | \$13,172 |
| Adjudication & Sanctioning | \$0 | \$48,348 | \$96,488 | \$35,988 | \$49,138 | \$229,962 |
| Property Damage & Loss | \$0 | \$37,665 | \$130,480 | \$80,508 | \$537,042 | \$785,695 |
| Subtotal (Monetary Cost) | \$0 | \$569,922 | \$1,193,318 | \$478,248 | \$1,084,038 | \$3,325,526 |
| Quality of Life | \$0 | \$1,507,959 | \$2,657,116 | \$1,075,800 | \$349,022 | \$5,589,897 |
| Total (Comprehensive Cost) | \$0 | \$2,077,881 | \$3,850,434 | \$1,554,048 | \$1,433,060 | \$8,915,423 |

Emmet County

Traffic Crashes and Crime

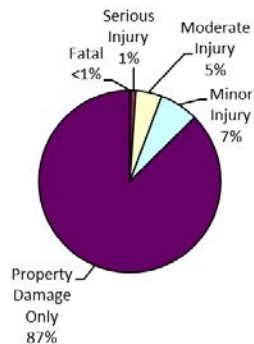
| Traffic Crash Casualty Severity | Traffic Crash Casualties | Traffic Crash Costs |
|--|--------------------------|---------------------|
| Fatal | 4 | \$35,501,566 |
| Serious Injury | 18 | \$8,773,017 |
| Moderate Injury | 96 | \$12,954,551 |
| Minor Injury | 143 | \$9,609,644 |
| Property Damage Only | 1,807 | \$7,855,828 |
| Total | 2,068 | \$74,694,606 |
| Average cost of traffic crash casualty | \$36,119 | |

| Index Crime Category | Number of Index Crimes | Index Crime Costs |
|-----------------------------|------------------------|-------------------|
| Murder | 0 | \$0 |
| Rape | 22 | \$8,816,325 |
| Aggravated Assault | 27 | \$848,629 |
| Robbery | 0 | \$0 |
| Larceny | 199 | \$813,690 |
| Burglary | 43 | \$191,749 |
| Motor Vehicle Theft | 6 | \$54,815 |
| Total | 297 | \$10,725,208 |
| Average cost of index crime | \$36,112 | |

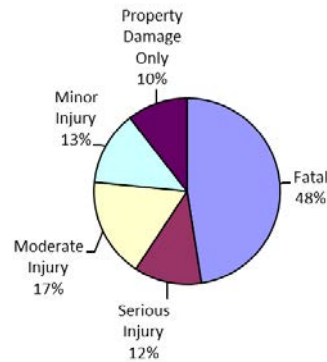
| Costs of Traffic Crashes in Emmet County (2015 dollars) | | | | | | |
|---|---------------------|--------------------|---------------------|--------------------|----------------------|---------------------|
| | Fatal | Serious Injury | Moderate Injury | Minor Injury | Property Damage Only | Total |
| Medical Care | \$47,723 | \$473,981 | \$604,370 | \$820,743 | \$470,240 | \$2,417,057 |
| Future Earnings (Lost Wages) | \$4,814,936 | \$723,740 | \$1,115,886 | \$1,237,363 | \$538,209 | \$8,430,135 |
| Public Services | \$3,600 | \$3,135 | \$7,351 | \$8,290 | \$39,585 | \$61,961 |
| Adjudication & Sanctioning | \$425,025 | \$153,691 | \$161,347 | \$160,525 | \$31,961 | \$932,549 |
| Property Damage & Loss | \$92,611 | \$115,018 | \$375,055 | \$547,935 | \$4,878,471 | \$6,009,090 |
| Subtotal (Monetary Cost) | \$5,383,895 | \$1,469,565 | \$2,264,009 | \$2,774,856 | \$5,958,466 | \$17,850,792 |
| Quality of Life | \$30,117,670 | \$7,303,452 | \$10,690,542 | \$6,834,788 | \$1,897,361 | \$56,843,813 |
| Total (Comprehensive Cost) | \$35,501,566 | \$8,773,017 | \$12,954,551 | \$9,609,644 | \$7,855,828 | \$74,694,606 |

| Costs of Index Crimes in Emmet County (2015 dollars) | | | | | | | | |
|--|------------|--------------------|--------------------|------------|------------------|------------------|---------------------|---------------------|
| | Murder | Rape | Aggravated Assault | Robbery | Larceny | Burglary | Motor Vehicle Theft | Total |
| Medical Care | \$0 | \$197,614 | \$41,789 | \$0 | \$0 | \$0 | \$0 | \$239,403 |
| Future Earnings (Lost Wages) | \$0 | \$123,302 | \$29,537 | \$0 | \$5,224 | \$1,421 | \$595 | \$160,078 |
| Public Services | \$0 | \$17,342 | \$9,025 | \$0 | \$87,754 | \$19,295 | \$1,612 | \$135,029 |
| Adjudication & Sanctioning | \$0 | \$541,754 | \$319,685 | \$0 | \$405,283 | \$33,379 | \$10,645 | \$1,310,745 |
| Property Damage and Loss | \$0 | \$3,446 | \$1,886 | \$0 | \$185,859 | \$110,012 | \$38,454 | \$339,657 |
| Subtotal (Monetary Cost) | \$0 | \$883,458 | \$401,922 | \$0 | \$684,119 | \$164,107 | \$51,306 | \$2,184,912 |
| Quality of Life | \$0 | \$7,932,867 | \$446,708 | \$0 | \$129,571 | \$27,641 | \$3,509 | \$8,540,296 |
| Total (Comprehensive Costs) | \$0 | \$8,816,325 | \$848,629 | \$0 | \$813,690 | \$191,749 | \$54,815 | \$10,725,208 |

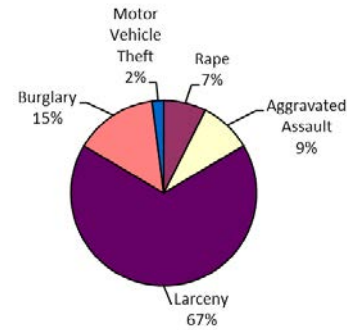
Traffic Crash Casualties



Traffic Crash Costs



Index Crimes



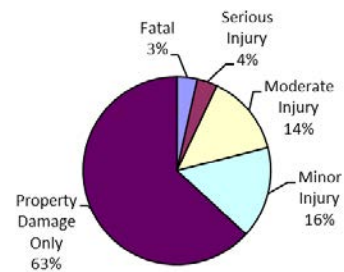
Index Crime Costs



Emmet County Alcohol-Involved Crashes

| Crash Casualty Severity | Crash Casualties | Crash Costs |
|--------------------------------|------------------|---------------------|
| Fatal | 2 | \$17,750,783 |
| Serious Injury | 2 | \$1,169,515 |
| Moderate Injury | 8 | \$1,363,921 |
| Minor Injury | 9 | \$774,670 |
| Property Damage Only | 36 | \$164,822 |
| Total | 57 | \$21,223,711 |
| Average cost of crash casualty | | \$372,346 |

Crash Casualties



Crash Costs

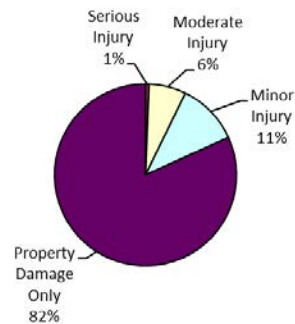


| Costs of Alcohol-Involved Crashes in Emmet County (2015 dollars) | | | | | | |
|--|---------------------|--------------------|--------------------|------------------|----------------------|---------------------|
| | Fatal | Serious Injury | Moderate Injury | Minor Injury | Property Damage Only | Total |
| Medical Care | \$23,861 | \$109,460 | \$110,563 | \$95,085 | \$11,040 | \$350,010 |
| Future Earnings (Lost Wages) | \$2,407,468 | \$169,446 | \$204,675 | \$143,052 | \$12,296 | \$2,936,938 |
| Public Services | \$1,800 | \$778 | \$1,388 | \$989 | \$1,044 | \$5,999 |
| Adjudication & Sanctioning | \$212,513 | \$25,791 | \$28,049 | \$19,567 | \$1,727 | \$287,648 |
| Property Damage & Loss | \$46,305 | \$22,579 | \$59,580 | \$56,399 | \$98,652 | \$283,516 |
| Subtotal (Monetary Cost) | \$2,691,948 | \$328,054 | \$404,256 | \$315,093 | \$124,760 | \$3,864,110 |
| Quality of Life | \$15,058,835 | \$841,461 | \$959,665 | \$459,578 | \$40,062 | \$17,359,601 |
| Total (Comprehensive Cost) | \$17,750,783 | \$1,169,515 | \$1,363,921 | \$774,670 | \$164,822 | \$21,223,711 |

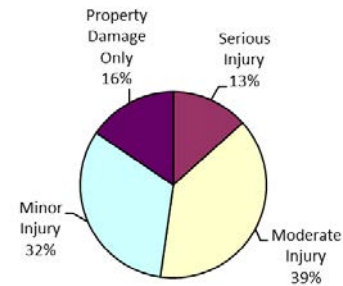
Emmet County Teen Driver Crashes

| Crash Casualty Severity | Crash Casualties | Crash Costs |
|--------------------------------|------------------|-------------|
| Fatal | 0 | \$0 |
| Serious Injury | 2 | \$974,780 |
| Moderate Injury | 21 | \$2,833,808 |
| Minor Injury | 35 | \$2,352,011 |
| Property Damage Only | 260 | \$1,130,335 |
| Total | 318 | \$7,290,933 |
| Average cost of crash casualty | | \$22,927 |

Crash Casualties



Crash Costs



| Costs of Teen Driver Crashes in Emmet County (2015 dollars) | | | | | | |
|---|------------|------------------|--------------------|--------------------|----------------------|--------------------|
| | Fatal | Serious Injury | Moderate Injury | Minor Injury | Property Damage Only | Total |
| Medical Care | \$0 | \$52,665 | \$132,206 | \$200,881 | \$67,660 | \$453,412 |
| Future Earnings (Lost Wages) | \$0 | \$80,416 | \$244,100 | \$302,851 | \$77,440 | \$704,807 |
| Public Services | \$0 | \$348 | \$1,608 | \$2,029 | \$5,696 | \$9,681 |
| Adjudication & Sanctioning | \$0 | \$17,077 | \$35,295 | \$39,289 | \$4,599 | \$96,259 |
| Property Damage & Loss | \$0 | \$12,780 | \$82,043 | \$134,110 | \$701,938 | \$930,871 |
| Subtotal (Monetary Cost) | \$0 | \$163,285 | \$495,252 | \$679,161 | \$857,333 | \$2,195,031 |
| Quality of Life | \$0 | \$811,495 | \$2,338,556 | \$1,672,850 | \$273,002 | \$5,095,903 |
| Total (Comprehensive Cost) | \$0 | \$974,780 | \$2,833,808 | \$2,352,011 | \$1,130,335 | \$7,290,933 |

Emmet County Motorcycle Crashes

| Injury Severity | Motorcyclist Crash Victims | Motorcyclist Victim Costs |
|--------------------------------|-------------------------------|------------------------------|
| Fatal | 0 | \$0 |
| Serious Injury | 2 | \$1,021,773 |
| Moderate Injury | 6 | \$712,857 |
| Minor Injury | 4 | \$447,898 |
| Property Damage Only | 7 | \$27,902 |
| Total | 19 | \$2,210,430 |
| Average cost of crash casualty | \$116,338 | |

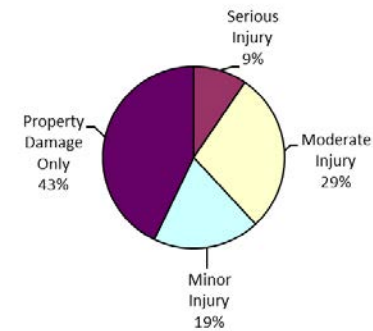
| Injury Severity | Non-motorcyclist Crash Victims | Non-motorcyclist Victim Costs |
|--------------------------------|-----------------------------------|----------------------------------|
| Fatal | 0 | \$0 |
| Serious Injury | 0 | \$0 |
| Moderate Injury | 0 | \$0 |
| Minor Injury | 0 | \$0 |
| Property Damage Only | 2 | \$5,669 |
| Total | 2 | \$5,669 |
| Average cost of crash casualty | \$2,834 | |

| Motorcyclist Victim Costs in Motorcycle Crashes in Emmet County (2015 dollars) | | | | | | |
|--|-------|----------------|-----------------|--------------|----------------------|-------------|
| | Fatal | Serious Injury | Moderate Injury | Minor Injury | Property Damage Only | Total |
| Medical Care | \$0 | \$83,556 | \$54,220 | \$34,425 | \$968 | \$173,169 |
| Future Earnings (Lost Wages) | \$0 | \$122,455 | \$91,438 | \$56,700 | \$1,534 | \$272,127 |
| Public Services | \$0 | \$707 | \$1,036 | \$657 | \$421 | \$2,821 |
| Adjudication & Sanctioning | \$0 | \$19,004 | \$16,024 | \$9,984 | \$1,299 | \$46,312 |
| Property Damage & Loss | \$0 | \$19,712 | \$47,036 | \$30,269 | \$16,358 | \$113,375 |
| Subtotal (Monetary Cost) | \$0 | \$245,434 | \$209,754 | \$132,034 | \$20,582 | \$607,803 |
| Quality of Life | \$0 | \$776,339 | \$503,103 | \$315,864 | \$7,321 | \$1,602,626 |
| Total (Comprehensive Cost) | \$0 | \$1,021,773 | \$712,857 | \$447,898 | \$27,902 | \$2,210,430 |

| Non-motorcyclist Victim Costs in Motorcycle Crashes in Emmet County (2015 dollars) | | | | | | |
|--|-------|----------------|-----------------|--------------|----------------------|---------|
| | Fatal | Serious Injury | Moderate Injury | Minor Injury | Property Damage Only | Total |
| Medical Care | \$0 | \$0 | \$0 | \$0 | \$0 | \$0 |
| Future Earnings (Lost Wages) | \$0 | \$0 | \$0 | \$0 | \$177 | \$177 |
| Public Services | \$0 | \$0 | \$0 | \$0 | \$42 | \$42 |
| Adjudication & Sanctioning | \$0 | \$0 | \$0 | \$0 | \$0 | \$0 |
| Property Damage & Loss | \$0 | \$0 | \$0 | \$0 | \$5,450 | \$5,450 |
| Subtotal (Monetary Cost) | \$0 | \$0 | \$0 | \$0 | \$5,669 | \$5,669 |
| Quality of Life | \$0 | \$0 | \$0 | \$0 | \$0 | \$0 |
| Total (Comprehensive Cost) | \$0 | \$0 | \$0 | \$0 | \$5,669 | \$5,669 |

| Costs of Motorcycle Crashes in Emmet County (2015 dollars) | | | | | | |
|--|-------|----------------|-----------------|--------------|----------------------|-------------|
| | Fatal | Serious Injury | Moderate Injury | Minor Injury | Property Damage Only | Total |
| Medical Care | \$0 | \$83,556 | \$54,220 | \$34,425 | \$968 | \$173,169 |
| Future Earnings (Lost Wages) | \$0 | \$122,455 | \$91,438 | \$56,700 | \$1,711 | \$272,304 |
| Public Services | \$0 | \$707 | \$1,036 | \$657 | \$463 | \$2,863 |
| Adjudication & Sanctioning | \$0 | \$19,004 | \$16,024 | \$9,984 | \$1,299 | \$46,312 |
| Property Damage & Loss | \$0 | \$19,712 | \$47,036 | \$30,269 | \$21,808 | \$118,825 |
| Subtotal (Monetary Cost) | \$0 | \$245,434 | \$209,754 | \$132,034 | \$26,250 | \$613,472 |
| Quality of Life | \$0 | \$776,339 | \$503,103 | \$315,864 | \$7,321 | \$1,602,626 |
| Total (Comprehensive Cost) | \$0 | \$1,021,773 | \$712,857 | \$447,898 | \$33,571 | \$2,216,099 |

Motorcycle Crash Casualties



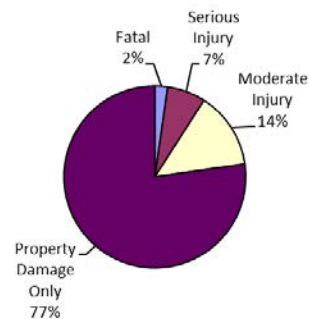
Motorcycle Crash Costs



Emmet County Medium/Large Truck Crashes

| Crash Casualty Severity | Crash Casualties | Crash Costs |
|--------------------------------|------------------|--------------|
| Fatal | 1 | \$8,883,936 |
| Serious Injury | 3 | \$2,077,881 |
| Moderate Injury | 6 | \$1,650,186 |
| Minor Injury | 0 | \$0 |
| Property Damage Only | 34 | \$308,380 |
| Total | 44 | \$12,920,383 |
| Average cost of crash casualty | \$293,645 | |

Crash Casualties



Crash Costs



| Costs of Medium/Large Truck Crashes in Emmet County (2015 dollars) | | | | | | |
|--|--------------------|--------------------|--------------------|--------------|----------------------|---------------------|
| | Fatal | Serious Injury | Moderate Injury | Minor Injury | Property Damage Only | Total |
| Medical Care | \$11,931 | \$125,241 | \$106,830 | \$0 | \$12,716 | \$256,718 |
| Future Earnings (Lost Wages) | \$1,203,734 | \$357,702 | \$306,264 | \$0 | \$92,820 | \$1,960,520 |
| Public Services | \$900 | \$966 | \$1,056 | \$0 | \$1,598 | \$4,520 |
| Adjudication & Sanctioning | \$106,256 | \$48,348 | \$41,352 | \$0 | \$10,574 | \$206,530 |
| Property Damage & Loss | \$31,697 | \$37,665 | \$55,920 | \$0 | \$115,566 | \$240,848 |
| Subtotal (Monetary Cost) | \$1,354,518 | \$569,922 | \$511,422 | \$0 | \$233,274 | \$2,669,136 |
| Quality of Life | \$7,529,418 | \$1,507,959 | \$1,138,764 | \$0 | \$75,106 | \$10,251,247 |
| Total (Comprehensive Cost) | \$8,883,936 | \$2,077,881 | \$1,650,186 | \$0 | \$308,380 | \$12,920,383 |

Genesee County Traffic Crashes and Crime

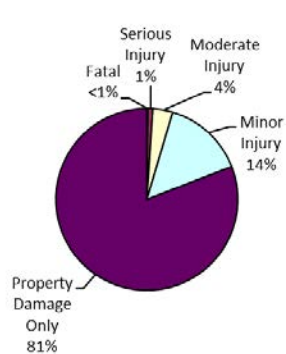
| Traffic Crash Casualty Severity | Traffic Crash Casualties | Traffic Crash Costs |
|--|--------------------------|---------------------|
| Fatal | 32 | \$284,012,525 |
| Serious Injury | 146 | \$71,158,916 |
| Moderate Injury | 595 | \$80,291,229 |
| Minor Injury | 2,445 | \$164,304,754 |
| Property Damage Only | 13,607 | \$59,155,642 |
| Total | 16,825 | \$658,923,066 |
| Average cost of traffic crash casualty | \$39,163 | |

| Index Crime Category | Number of Index Crimes | Index Crime Costs |
|-----------------------------|------------------------|-------------------|
| Murder | 50 | \$364,440,402 |
| Rape | 243 | \$97,380,317 |
| Aggravated Assault | 1,339 | \$42,085,723 |
| Robbery | 446 | \$15,243,927 |
| Larceny | 4,909 | \$20,072,378 |
| Burglary | 2,785 | \$12,419,068 |
| Motor Vehicle Theft | 606 | \$5,536,339 |
| Total | 10,378 | \$557,178,155 |
| Average cost of index crime | \$53,688 | |

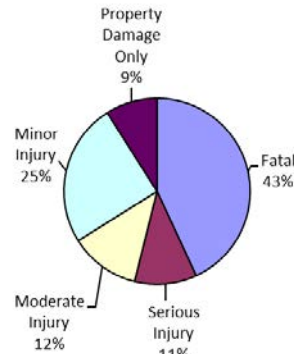
| Costs of Traffic Crashes in Genesee County (2015 dollars) | | | | | | |
|---|----------------------|---------------------|---------------------|----------------------|----------------------|----------------------|
| | Fatal | Serious Injury | Moderate Injury | Minor Injury | Property Damage Only | Total |
| Medical Care | \$381,784 | \$3,844,514 | \$3,745,832 | \$14,032,986 | \$3,540,985 | \$25,546,101 |
| Future Earnings (Lost Wages) | \$38,519,490 | \$5,870,338 | \$6,916,171 | \$21,156,309 | \$4,052,799 | \$76,515,108 |
| Public Services | \$28,801 | \$25,424 | \$45,562 | \$141,740 | \$298,083 | \$539,610 |
| Adjudication & Sanctioning | \$3,400,203 | \$1,246,608 | \$1,000,018 | \$2,744,638 | \$240,668 | \$8,632,134 |
| Property Damage & Loss | \$740,884 | \$932,923 | \$2,324,558 | \$9,368,544 | \$36,735,673 | \$50,102,582 |
| Subtotal (Monetary Cost) | \$43,071,162 | \$11,919,807 | \$14,032,141 | \$47,444,216 | \$44,868,208 | \$161,335,535 |
| Quality of Life | \$240,941,363 | \$59,239,109 | \$66,259,088 | \$116,860,537 | \$14,287,434 | \$497,587,531 |
| Total (Comprehensive Cost) | \$284,012,525 | \$71,158,916 | \$80,291,229 | \$164,304,754 | \$59,155,642 | \$658,923,066 |

| Costs of Index Crimes in Genesee County (2015 dollars) | | | | | | | | |
|--|----------------------|---------------------|---------------------|---------------------|---------------------|---------------------|---------------------|----------------------|
| | Murder | Rape | Aggravated Assault | Robbery | Larceny | Burglary | Motor Vehicle Theft | Total |
| Medical Care | \$1,386,887 | \$2,182,739 | \$2,072,425 | \$684,318 | \$0 | \$0 | \$0 | \$6,326,369 |
| Future Earnings (Lost Wages) | \$45,928,449 | \$1,361,922 | \$1,464,801 | \$705,238 | \$128,856 | \$92,056 | \$60,092 | \$49,741,415 |
| Public Services | \$142,290 | \$191,552 | \$447,589 | \$180,237 | \$2,164,741 | \$1,249,701 | \$162,853 | \$4,538,964 |
| Adjudication & Sanctioning | \$19,718,508 | \$5,983,914 | \$15,853,993 | \$2,516,859 | \$9,997,658 | \$2,161,846 | \$1,075,126 | \$57,307,905 |
| Property Damage and Loss | \$8,731 | \$38,068 | \$93,526 | \$508,669 | \$4,584,828 | \$7,125,205 | \$3,883,870 | \$16,242,897 |
| Subtotal (Monetary Cost) | \$67,184,865 | \$9,758,196 | \$19,932,335 | \$4,595,322 | \$16,876,083 | \$10,628,808 | \$5,181,941 | \$134,157,550 |
| Quality of Life | \$297,255,537 | \$87,622,122 | \$22,153,388 | \$10,648,605 | \$3,196,295 | \$1,790,260 | \$354,398 | \$423,020,604 |
| Total (Comprehensive Costs) | \$364,440,402 | \$97,380,317 | \$42,085,723 | \$15,243,927 | \$20,072,378 | \$12,419,068 | \$5,536,339 | \$557,178,155 |

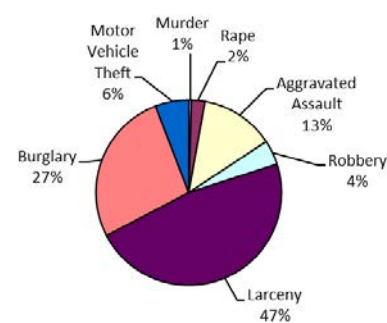
Traffic Crash Casualties



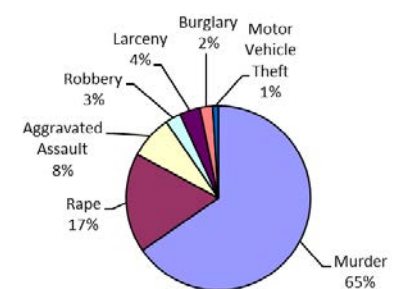
Traffic Crash Costs



Index Crimes



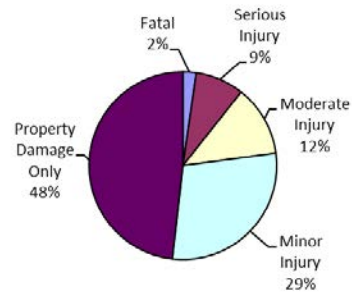
Index Crime Costs



Genesee County Alcohol-Involved Crashes

| Crash Casualty Severity | Crash Casualties | Crash Costs |
|--------------------------------|------------------|---------------|
| Fatal | 12 | \$106,504,697 |
| Serious Injury | 44 | \$25,729,326 |
| Moderate Injury | 64 | \$10,911,368 |
| Minor Injury | 152 | \$13,083,321 |
| Property Damage Only | 253 | \$1,158,331 |
| Total | 525 | \$157,387,044 |
| Average cost of crash casualty | \$299,785 | |

Crash Casualties



Crash Costs

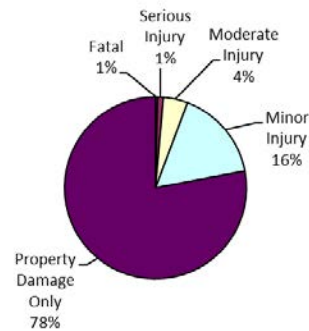


| Costs of Alcohol-Involved Crashes in Genesee County (2015 dollars) | | | | | | |
|--|----------------------|---------------------|---------------------|---------------------|----------------------|----------------------|
| | Fatal | Serious Injury | Moderate Injury | Minor Injury | Property Damage Only | Total |
| Medical Care | \$143,169 | \$2,408,115 | \$884,506 | \$1,605,880 | \$77,589 | \$5,119,259 |
| Future Earnings (Lost Wages) | \$14,444,809 | \$3,727,808 | \$1,637,401 | \$2,415,997 | \$86,414 | \$22,312,429 |
| Public Services | \$10,800 | \$17,119 | \$11,106 | \$16,700 | \$7,336 | \$63,062 |
| Adjudication & Sanctioning | \$1,275,076 | \$567,406 | \$224,395 | \$330,469 | \$12,139 | \$2,409,486 |
| Property Damage & Loss | \$277,832 | \$496,744 | \$476,642 | \$952,517 | \$693,304 | \$2,897,038 |
| Subtotal (Monetary Cost) | \$16,151,686 | \$7,217,192 | \$3,234,050 | \$5,321,564 | \$876,782 | \$32,801,274 |
| Quality of Life | \$90,353,011 | \$18,512,134 | \$7,677,318 | \$7,761,757 | \$281,549 | \$124,585,770 |
| Total (Comprehensive Cost) | \$106,504,697 | \$25,729,326 | \$10,911,368 | \$13,083,321 | \$1,158,331 | \$157,387,044 |

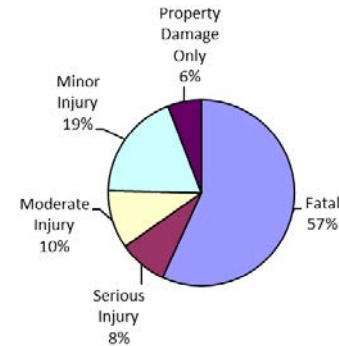
Genesee County Teen Driver Crashes

| Crash Casualty Severity | Crash Casualties | Crash Costs |
|--------------------------------|------------------|---------------|
| Fatal | 10 | \$88,753,914 |
| Serious Injury | 27 | \$13,159,526 |
| Moderate Injury | 117 | \$15,788,359 |
| Minor Injury | 437 | \$29,366,535 |
| Property Damage Only | 2,095 | \$9,107,891 |
| Total | 2,686 | \$156,176,224 |
| Average cost of crash casualty | \$58,145 | |

Crash Casualties



Crash Costs



| Costs of Teen Driver Crashes in Genesee County (2015 dollars) | | | | | | |
|---|---------------------|---------------------|---------------------|---------------------|----------------------|----------------------|
| | Fatal | Serious Injury | Moderate Injury | Minor Injury | Property Damage Only | Total |
| Medical Care | \$119,307 | \$710,972 | \$736,575 | \$2,508,145 | \$545,187 | \$4,620,187 |
| Future Earnings (Lost Wages) | \$12,037,341 | \$1,085,610 | \$1,359,987 | \$3,781,312 | \$623,989 | \$18,888,238 |
| Public Services | \$9,000 | \$4,702 | \$8,959 | \$25,333 | \$45,894 | \$93,889 |
| Adjudication & Sanctioning | \$1,062,563 | \$230,537 | \$196,642 | \$490,555 | \$37,054 | \$2,017,352 |
| Property Damage & Loss | \$231,526 | \$172,527 | \$457,098 | \$1,674,460 | \$5,656,003 | \$8,191,614 |
| Subtotal (Monetary Cost) | \$13,459,738 | \$2,204,348 | \$2,759,261 | \$8,479,805 | \$6,908,128 | \$33,811,280 |
| Quality of Life | \$75,294,176 | \$10,955,178 | \$13,029,098 | \$20,886,730 | \$2,199,763 | \$122,364,944 |
| Total (Comprehensive Cost) | \$88,753,914 | \$13,159,526 | \$15,788,359 | \$29,366,535 | \$9,107,891 | \$156,176,224 |

Genesee County Motorcycle Crashes

| Injury Severity | Motorcyclist Crash Victims | Motorcyclist Victim Costs |
|--------------------------------|-------------------------------|------------------------------|
| Fatal | 3 | \$26,447,770 |
| Serious Injury | 20 | \$10,217,730 |
| Moderate Injury | 30 | \$3,564,284 |
| Minor Injury | 38 | \$4,255,029 |
| Property Damage Only | 42 | \$167,413 |
| Total | 133 | \$44,652,226 |
| Average cost of crash casualty | \$335,731 | |

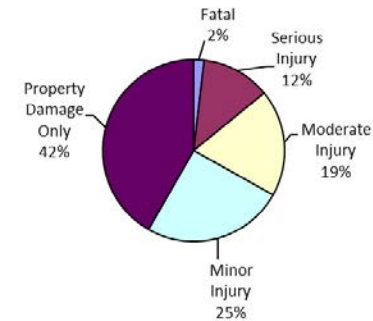
| Injury Severity | Non-motorcyclist Crash Victims | Non-motorcyclist Victim Costs |
|--------------------------------|-----------------------------------|----------------------------------|
| Fatal | 0 | \$0 |
| Serious Injury | 0 | \$0 |
| Moderate Injury | 1 | \$134,943 |
| Minor Injury | 3 | \$201,601 |
| Property Damage Only | 26 | \$73,695 |
| Total | 30 | \$410,239 |
| Average cost of crash casualty | \$13,675 | |

| Motorcyclist Victim Costs in Motorcycle Crashes in Genesee County (2015 dollars) | | | | | | |
|--|--------------|----------------|-----------------|--------------|----------------------|--------------|
| | Fatal | Serious Injury | Moderate Injury | Minor Injury | Property Damage Only | Total |
| Medical Care | \$35,792 | \$835,557 | \$271,102 | \$327,033 | \$5,811 | \$1,475,295 |
| Future Earnings (Lost Wages) | \$3,628,449 | \$1,224,552 | \$457,190 | \$538,648 | \$9,206 | \$5,858,045 |
| Public Services | \$2,365 | \$7,071 | \$5,178 | \$6,239 | \$2,528 | \$23,381 |
| Adjudication & Sanctioning | \$318,770 | \$190,038 | \$80,122 | \$94,851 | \$7,795 | \$691,577 |
| Property Damage & Loss | \$38,853 | \$197,117 | \$235,180 | \$287,551 | \$98,150 | \$856,852 |
| Subtotal (Monetary Cost) | \$4,024,230 | \$2,454,336 | \$1,048,772 | \$1,254,322 | \$123,490 | \$8,905,149 |
| Quality of Life | \$22,423,540 | \$7,763,394 | \$2,515,513 | \$3,000,707 | \$43,924 | \$35,747,078 |
| Total (Comprehensive Cost) | \$26,447,770 | \$10,217,730 | \$3,564,284 | \$4,255,029 | \$167,413 | \$44,652,226 |

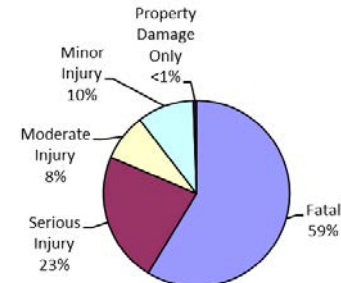
| Non-motorcyclist Victim Costs in Motorcycle Crashes in Genesee County (2015 dollars) | | | | | | |
|--|-------|----------------|-----------------|--------------|----------------------|-----------|
| | Fatal | Serious Injury | Moderate Injury | Minor Injury | Property Damage Only | Total |
| Medical Care | \$0 | \$0 | \$6,296 | \$17,218 | \$0 | \$23,514 |
| Future Earnings (Lost Wages) | \$0 | \$0 | \$11,624 | \$25,959 | \$2,300 | \$39,883 |
| Public Services | \$0 | \$0 | \$77 | \$174 | \$545 | \$795 |
| Adjudication & Sanctioning | \$0 | \$0 | \$1,681 | \$3,368 | \$0 | \$5,048 |
| Property Damage & Loss | \$0 | \$0 | \$3,907 | \$11,495 | \$70,850 | \$86,252 |
| Subtotal (Monetary Cost) | \$0 | \$0 | \$23,583 | \$58,214 | \$73,695 | \$155,492 |
| Quality of Life | \$0 | \$0 | \$111,360 | \$143,387 | \$0 | \$254,747 |
| Total (Comprehensive Cost) | \$0 | \$0 | \$134,943 | \$201,601 | \$73,695 | \$410,239 |

| Costs of Motorcycle Crashes in Genesee County (2015 dollars) | | | | | | |
|--|--------------|----------------|-----------------|--------------|----------------------|--------------|
| | Fatal | Serious Injury | Moderate Injury | Minor Injury | Property Damage Only | Total |
| Medical Care | \$35,792 | \$835,557 | \$277,398 | \$344,252 | \$5,811 | \$1,498,809 |
| Future Earnings (Lost Wages) | \$3,628,449 | \$1,224,552 | \$468,813 | \$564,607 | \$11,506 | \$5,897,928 |
| Public Services | \$2,365 | \$7,071 | \$5,254 | \$6,413 | \$3,073 | \$24,176 |
| Adjudication & Sanctioning | \$318,770 | \$190,038 | \$81,803 | \$98,219 | \$7,795 | \$696,625 |
| Property Damage & Loss | \$38,853 | \$197,117 | \$239,087 | \$299,046 | \$169,000 | \$943,104 |
| Subtotal (Monetary Cost) | \$4,024,230 | \$2,454,336 | \$1,072,355 | \$1,312,536 | \$197,185 | \$9,060,641 |
| Quality of Life | \$22,423,540 | \$7,763,394 | \$2,626,872 | \$3,144,094 | \$43,924 | \$36,001,824 |
| Total (Comprehensive Cost) | \$26,447,770 | \$10,217,730 | \$3,699,227 | \$4,456,630 | \$241,108 | \$45,062,466 |

Motorcycle Crash Casualties



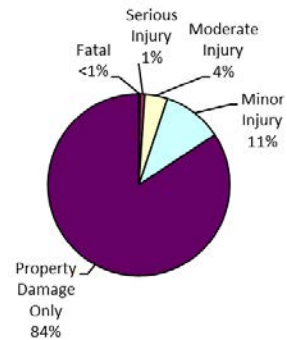
Motorcycle Crash Costs



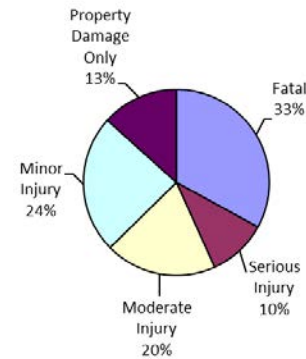
Genesee County Medium/Large Truck Crashes

| Crash Casualty Severity | Crash Casualties | Crash Costs |
|--------------------------------|------------------|--------------|
| Fatal | 1 | \$8,883,936 |
| Serious Injury | 4 | \$2,770,508 |
| Moderate Injury | 19 | \$5,225,589 |
| Minor Injury | 50 | \$6,475,200 |
| Property Damage Only | 396 | \$3,591,720 |
| Total | 470 | \$26,946,953 |
| Average cost of crash casualty | | \$57,334 |

Crash Casualties



Crash Costs



| Costs of Medium/Large Truck Crashes in Genesee County (2015 dollars) | | | | | | |
|--|--------------------|--------------------|--------------------|--------------------|----------------------|---------------------|
| | Fatal | Serious Injury | Moderate Injury | Minor Injury | Property Damage Only | Total |
| Medical Care | \$11,931 | \$166,988 | \$338,295 | \$408,250 | \$148,104 | \$1,073,568 |
| Future Earnings (Lost Wages) | \$1,203,734 | \$476,936 | \$969,836 | \$1,089,400 | \$1,081,080 | \$4,820,986 |
| Public Services | \$900 | \$1,288 | \$3,344 | \$9,650 | \$18,612 | \$33,794 |
| Adjudication & Sanctioning | \$106,256 | \$64,464 | \$130,948 | \$149,950 | \$123,156 | \$574,774 |
| Property Damage & Loss | \$31,697 | \$50,220 | \$177,080 | \$335,450 | \$1,346,004 | \$1,940,451 |
| Subtotal (Monetary Cost) | \$1,354,518 | \$759,896 | \$1,619,503 | \$1,992,700 | \$2,716,956 | \$8,443,573 |
| Quality of Life | \$7,529,418 | \$2,010,612 | \$3,606,086 | \$4,482,500 | \$874,764 | \$18,503,380 |
| Total (Comprehensive Cost) | \$8,883,936 | \$2,770,508 | \$5,225,589 | \$6,475,200 | \$3,591,720 | \$26,946,953 |

Gladwin County

Traffic Crashes and Crime

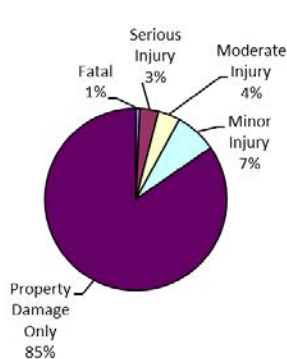
| Traffic Crash Casualty Severity | Traffic Crash Casualties | Traffic Crash Costs |
|--|--------------------------|---------------------|
| Fatal | 6 | \$53,252,348 |
| Serious Injury | 28 | \$13,646,915 |
| Moderate Injury | 33 | \$4,453,127 |
| Minor Injury | 63 | \$4,233,619 |
| Property Damage Only | 714 | \$3,104,074 |
| Total | 844 | \$78,690,084 |
| Average cost of traffic crash casualty | \$93,235 | |

| Index Crime Category | Number of Index Crimes | Index Crime Costs |
|-----------------------------|------------------------|-------------------|
| Murder | 1 | \$7,288,808 |
| Rape | 22 | \$8,816,325 |
| Aggravated Assault | 31 | \$974,352 |
| Robbery | 2 | \$68,358 |
| Larceny | 157 | \$641,956 |
| Burglary | 85 | \$379,038 |
| Motor Vehicle Theft | 10 | \$91,359 |
| Total | 308 | \$18,260,197 |
| Average cost of index crime | \$59,286 | |

| Costs of Traffic Crashes in Gladwin County (2015 dollars) | | | | | | |
|---|---------------------|---------------------|--------------------|--------------------|----------------------|---------------------|
| | Fatal | Serious Injury | Moderate Injury | Minor Injury | Property Damage Only | Total |
| Medical Care | \$71,584 | \$737,304 | \$207,752 | \$361,586 | \$185,806 | \$1,564,033 |
| Future Earnings (Lost Wages) | \$7,222,404 | \$1,125,818 | \$383,586 | \$545,132 | \$212,663 | \$9,489,603 |
| Public Services | \$5,400 | \$4,876 | \$2,527 | \$3,652 | \$15,641 | \$32,097 |
| Adjudication & Sanctioning | \$637,538 | \$239,075 | \$55,463 | \$70,721 | \$12,629 | \$1,015,426 |
| Property Damage & Loss | \$138,916 | \$178,917 | \$128,925 | \$241,398 | \$1,927,631 | \$2,615,786 |
| Subtotal (Monetary Cost) | \$8,075,843 | \$2,285,990 | \$778,253 | \$1,222,489 | \$2,354,369 | \$14,716,945 |
| Quality of Life | \$45,176,506 | \$11,360,925 | \$3,674,874 | \$3,011,130 | \$749,704 | \$63,973,139 |
| Total (Comprehensive Cost) | \$53,252,348 | \$13,646,915 | \$4,453,127 | \$4,233,619 | \$3,104,074 | \$78,690,084 |

| Costs of Index Crimes in Gladwin County (2015 dollars) | | | | | | | | |
|--|--------------------|--------------------|--------------------|-----------------|------------------|------------------|---------------------|---------------------|
| | Murder | Rape | Aggravated Assault | Robbery | Larceny | Burglary | Motor Vehicle Theft | Total |
| Medical Care | \$27,738 | \$197,614 | \$47,980 | \$3,069 | \$0 | \$0 | \$0 | \$276,401 |
| Future Earnings (Lost Wages) | \$918,569 | \$123,302 | \$33,913 | \$3,163 | \$4,121 | \$2,810 | \$992 | \$1,086,868 |
| Public Services | \$2,846 | \$17,342 | \$10,362 | \$808 | \$69,233 | \$38,142 | \$2,687 | \$141,421 |
| Adjudication & Sanctioning | \$394,370 | \$541,754 | \$367,045 | \$11,286 | \$319,746 | \$65,981 | \$17,741 | \$1,717,924 |
| Property Damage and Loss | \$175 | \$3,446 | \$2,165 | \$2,281 | \$146,632 | \$217,466 | \$64,090 | \$436,256 |
| Subtotal (Monetary Cost) | \$1,343,697 | \$883,458 | \$461,466 | \$20,607 | \$539,732 | \$324,398 | \$85,511 | \$3,658,869 |
| Quality of Life | \$5,945,111 | \$7,932,867 | \$512,887 | \$47,752 | \$102,224 | \$54,640 | \$5,848 | \$14,601,328 |
| Total (Comprehensive Costs) | \$7,288,808 | \$8,816,325 | \$974,352 | \$68,358 | \$641,956 | \$379,038 | \$91,359 | \$18,260,197 |

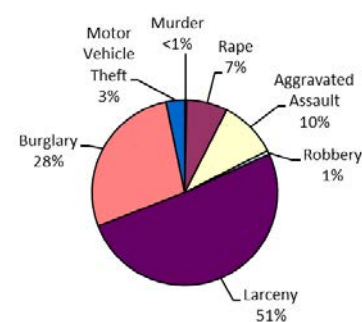
Traffic Crash Casualties



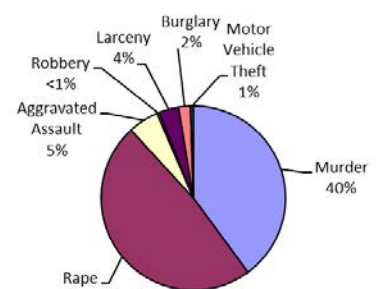
Traffic Crash Costs



Index Crimes



Index Crime Costs



Gladwin County

Alcohol-Involved Crashes

| Crash Casualty Severity | Crash Casualties | Crash Costs |
|--------------------------------|------------------|--------------|
| Fatal | 2 | \$17,750,783 |
| Serious Injury | 3 | \$1,754,272 |
| Moderate Injury | 3 | \$511,470 |
| Minor Injury | 1 | \$86,074 |
| Property Damage Only | 18 | \$82,411 |
| Total | 27 | \$20,185,011 |
| Average cost of crash casualty | \$747,593 | |

Crash Casualties



Crash Costs

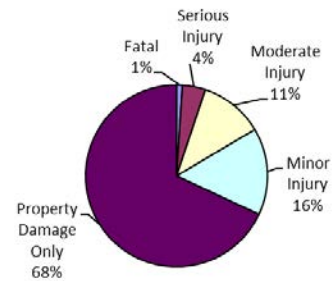


| Costs of Alcohol-Involved Crashes in Gladwin County (2015 dollars) | | | | | | |
|--|---------------------|--------------------|------------------|-----------------|----------------------|---------------------|
| | Fatal | Serious Injury | Moderate Injury | Minor Injury | Property Damage Only | Total |
| Medical Care | \$23,861 | \$164,190 | \$41,461 | \$10,565 | \$5,520 | \$245,598 |
| Future Earnings (Lost Wages) | \$2,407,468 | \$254,169 | \$76,753 | \$15,895 | \$6,148 | \$2,760,433 |
| Public Services | \$1,800 | \$1,167 | \$521 | \$110 | \$522 | \$4,120 |
| Adjudication & Sanctioning | \$212,513 | \$38,687 | \$10,519 | \$2,174 | \$864 | \$264,756 |
| Property Damage & Loss | \$46,305 | \$33,869 | \$22,343 | \$6,267 | \$49,326 | \$158,109 |
| Subtotal (Monetary Cost) | \$2,691,948 | \$492,081 | \$151,596 | \$35,010 | \$62,380 | \$3,433,015 |
| Quality of Life | \$15,058,835 | \$1,262,191 | \$359,874 | \$51,064 | \$20,031 | \$16,751,996 |
| Total (Comprehensive Cost) | \$17,750,783 | \$1,754,272 | \$511,470 | \$86,074 | \$82,411 | \$20,185,011 |

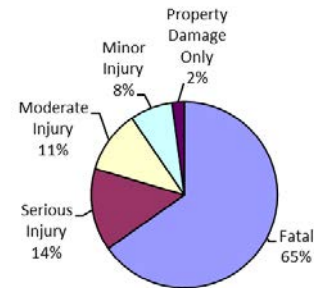
Gladwin County Teen Driver Crashes

| Crash Casualty Severity | Crash Casualties | Crash Costs |
|--------------------------------|------------------|--------------|
| Fatal | 1 | \$8,875,391 |
| Serious Injury | 4 | \$1,949,559 |
| Moderate Injury | 11 | \$1,484,376 |
| Minor Injury | 15 | \$1,008,005 |
| Property Damage Only | 66 | \$286,931 |
| Total | 97 | \$13,604,262 |
| Average cost of crash casualty | | \$140,250 |

Crash Casualties



Crash Costs



| Costs of Teen Driver Crashes in Gladwin County (2015 dollars) | | | | | | |
|---|--------------------|--------------------|--------------------|--------------------|----------------------|---------------------|
| | Fatal | Serious Injury | Moderate Injury | Minor Injury | Property Damage Only | Total |
| Medical Care | \$11,931 | \$105,329 | \$69,251 | \$86,092 | \$17,175 | \$289,778 |
| Future Earnings (Lost Wages) | \$1,203,734 | \$160,831 | \$127,862 | \$129,793 | \$19,658 | \$1,641,878 |
| Public Services | \$900 | \$697 | \$842 | \$870 | \$1,446 | \$4,754 |
| Adjudication & Sanctioning | \$106,256 | \$34,154 | \$18,488 | \$16,838 | \$1,167 | \$176,903 |
| Property Damage & Loss | \$23,153 | \$25,560 | \$42,975 | \$57,476 | \$178,184 | \$327,347 |
| Subtotal (Monetary Cost) | \$1,345,974 | \$326,570 | \$259,418 | \$291,069 | \$217,631 | \$2,440,661 |
| Quality of Life | \$7,529,418 | \$1,622,989 | \$1,224,958 | \$716,936 | \$69,300 | \$11,163,601 |
| Total (Comprehensive Cost) | \$8,875,391 | \$1,949,559 | \$1,484,376 | \$1,008,005 | \$286,931 | \$13,604,262 |

Gladwin County Motorcycle Crashes

| Injury Severity | Motorcyclist Crash Victims | Motorcyclist Victim Costs |
|--------------------------------|-------------------------------|------------------------------|
| Fatal | 0 | \$0 |
| Serious Injury | 3 | \$1,532,660 |
| Moderate Injury | 0 | \$0 |
| Minor Injury | 2 | \$223,949 |
| Property Damage Only | 1 | \$3,986 |
| Total | 6 | \$1,760,594 |
| Average cost of crash casualty | \$293,432 | |

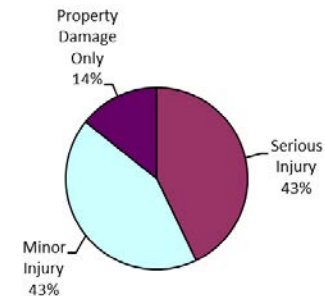
| Injury Severity | Non-motorcyclist Crash Victims | Non-motorcyclist Victim Costs |
|--------------------------------|-----------------------------------|----------------------------------|
| Fatal | 0 | \$0 |
| Serious Injury | 0 | \$0 |
| Moderate Injury | 0 | \$0 |
| Minor Injury | 1 | \$67,200 |
| Property Damage Only | 0 | \$0 |
| Total | 1 | \$67,200 |
| Average cost of crash casualty | \$67,200 | |

| Motorcyclist Victim Costs in Motorcycle Crashes in Gladwin County (2015 dollars) | | | | | | |
|--|-------|----------------|-----------------|--------------|----------------------|-------------|
| | Fatal | Serious Injury | Moderate Injury | Minor Injury | Property Damage Only | Total |
| Medical Care | \$0 | \$125,334 | \$0 | \$17,212 | \$138 | \$142,684 |
| Future Earnings (Lost Wages) | \$0 | \$183,683 | \$0 | \$28,350 | \$219 | \$212,252 |
| Public Services | \$0 | \$1,061 | \$0 | \$328 | \$60 | \$1,449 |
| Adjudication & Sanctioning | \$0 | \$28,506 | \$0 | \$4,992 | \$186 | \$33,683 |
| Property Damage & Loss | \$0 | \$29,568 | \$0 | \$15,134 | \$2,337 | \$47,039 |
| Subtotal (Monetary Cost) | \$0 | \$368,150 | \$0 | \$66,017 | \$2,940 | \$437,108 |
| Quality of Life | \$0 | \$1,164,509 | \$0 | \$157,932 | \$1,046 | \$1,323,487 |
| Total (Comprehensive Cost) | \$0 | \$1,532,660 | \$0 | \$223,949 | \$3,986 | \$1,760,594 |

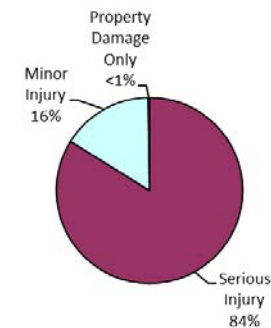
| Non-motorcyclist Victim Costs in Motorcycle Crashes in Gladwin County (2015 dollars) | | | | | | |
|--|-------|----------------|-----------------|--------------|----------------------|----------|
| | Fatal | Serious Injury | Moderate Injury | Minor Injury | Property Damage Only | Total |
| Medical Care | \$0 | \$0 | \$0 | \$5,739 | \$0 | \$5,739 |
| Future Earnings (Lost Wages) | \$0 | \$0 | \$0 | \$8,653 | \$0 | \$8,653 |
| Public Services | \$0 | \$0 | \$0 | \$58 | \$0 | \$58 |
| Adjudication & Sanctioning | \$0 | \$0 | \$0 | \$1,123 | \$0 | \$1,123 |
| Property Damage & Loss | \$0 | \$0 | \$0 | \$3,832 | \$0 | \$3,832 |
| Subtotal (Monetary Cost) | \$0 | \$0 | \$0 | \$19,405 | \$0 | \$19,405 |
| Quality of Life | \$0 | \$0 | \$0 | \$47,796 | \$0 | \$47,796 |
| Total (Comprehensive Cost) | \$0 | \$0 | \$0 | \$67,200 | \$0 | \$67,200 |

| Costs of Motorcycle Crashes in Gladwin County (2015 dollars) | | | | | | |
|--|-------|----------------|-----------------|--------------|----------------------|-------------|
| | Fatal | Serious Injury | Moderate Injury | Minor Injury | Property Damage Only | Total |
| Medical Care | \$0 | \$125,334 | \$0 | \$22,952 | \$138 | \$148,424 |
| Future Earnings (Lost Wages) | \$0 | \$183,683 | \$0 | \$37,003 | \$219 | \$220,905 |
| Public Services | \$0 | \$1,061 | \$0 | \$386 | \$60 | \$1,507 |
| Adjudication & Sanctioning | \$0 | \$28,506 | \$0 | \$6,115 | \$186 | \$34,806 |
| Property Damage & Loss | \$0 | \$29,568 | \$0 | \$18,966 | \$2,337 | \$50,870 |
| Subtotal (Monetary Cost) | \$0 | \$368,150 | \$0 | \$85,422 | \$2,940 | \$456,512 |
| Quality of Life | \$0 | \$1,164,509 | \$0 | \$205,728 | \$1,046 | \$1,371,283 |
| Total (Comprehensive Cost) | \$0 | \$1,532,660 | \$0 | \$291,149 | \$3,986 | \$1,827,795 |

Motorcycle Crash Casualties



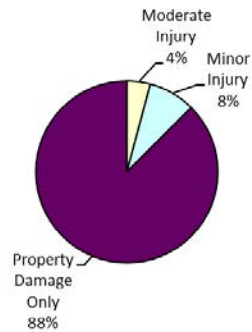
Motorcycle Crash Costs



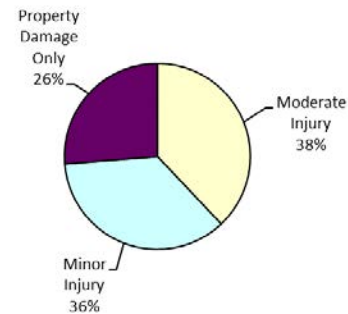
Gladwin County Medium/Large Truck Crashes

| Crash Casualty Severity | Crash Casualties | Crash Costs |
|--------------------------------|------------------|-------------|
| Fatal | 0 | \$0 |
| Serious Injury | 0 | \$0 |
| Moderate Injury | 1 | \$275,031 |
| Minor Injury | 2 | \$259,008 |
| Property Damage Only | 21 | \$190,470 |
| Total | 24 | \$724,509 |
| Average cost of crash casualty | \$30,188 | |

Crash Casualties



Crash Costs



| Costs of Medium/Large Truck Crashes in Gladwin County (2015 dollars) | | | | | | |
|--|------------|----------------|------------------|------------------|----------------------|------------------|
| | Fatal | Serious Injury | Moderate Injury | Minor Injury | Property Damage Only | Total |
| Medical Care | \$0 | \$0 | \$17,805 | \$16,330 | \$7,854 | \$41,989 |
| Future Earnings (Lost Wages) | \$0 | \$0 | \$51,044 | \$43,576 | \$57,330 | \$151,950 |
| Public Services | \$0 | \$0 | \$176 | \$386 | \$987 | \$1,549 |
| Adjudication & Sanctioning | \$0 | \$0 | \$6,892 | \$5,998 | \$6,531 | \$19,421 |
| Property Damage & Loss | \$0 | \$0 | \$9,320 | \$13,418 | \$71,379 | \$94,117 |
| Subtotal (Monetary Cost) | \$0 | \$0 | \$85,237 | \$79,708 | \$144,081 | \$309,026 |
| Quality of Life | \$0 | \$0 | \$189,794 | \$179,300 | \$46,389 | \$415,483 |
| Total (Comprehensive Cost) | \$0 | \$0 | \$275,031 | \$259,008 | \$190,470 | \$724,509 |

Gogebic County

Traffic Crashes and Crime

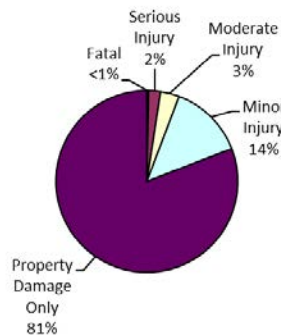
| Traffic Crash Casualty Severity | Traffic Crash Casualties | Traffic Crash Costs |
|--|--------------------------|---------------------|
| Fatal | 1 | \$8,875,391 |
| Serious Injury | 7 | \$3,411,729 |
| Moderate Injury | 11 | \$1,484,376 |
| Minor Injury | 44 | \$2,956,814 |
| Property Damage Only | 266 | \$1,156,420 |
| Total | 329 | \$17,884,729 |
| Average cost of traffic crash casualty | \$54,361 | |

| Index Crime Category | Number of Index Crimes | Index Crime Costs |
|-----------------------------|------------------------|-------------------|
| Murder | 0 | \$0 |
| Rape | 5 | \$2,003,710 |
| Aggravated Assault | 15 | \$471,461 |
| Robbery | 0 | \$0 |
| Larceny | 94 | \$384,356 |
| Burglary | 31 | \$138,237 |
| Motor Vehicle Theft | 8 | \$73,087 |
| Total | 153 | \$3,070,851 |
| Average cost of index crime | \$20,071 | |

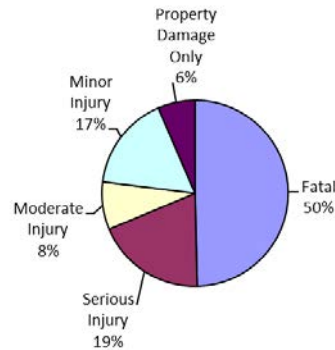
| Costs of Traffic Crashes in Gogebic County (2015 dollars) | | | | | | |
|---|--------------------|--------------------|--------------------|--------------------|----------------------|---------------------|
| | Fatal | Serious Injury | Moderate Injury | Minor Injury | Property Damage Only | Total |
| Medical Care | \$11,931 | \$184,326 | \$69,251 | \$252,536 | \$69,222 | \$587,266 |
| Future Earnings (Lost Wages) | \$1,203,734 | \$281,455 | \$127,862 | \$380,727 | \$79,227 | \$2,073,005 |
| Public Services | \$900 | \$1,219 | \$842 | \$2,551 | \$5,827 | \$11,339 |
| Adjudication & Sanctioning | \$106,256 | \$59,769 | \$18,488 | \$49,392 | \$4,705 | \$238,610 |
| Property Damage & Loss | \$23,153 | \$44,729 | \$42,975 | \$168,595 | \$718,137 | \$997,589 |
| Subtotal (Monetary Cost) | \$1,345,974 | \$571,498 | \$259,418 | \$853,802 | \$877,118 | \$3,907,809 |
| Quality of Life | \$7,529,418 | \$2,840,231 | \$1,224,958 | \$2,103,012 | \$279,302 | \$13,976,920 |
| Total (Comprehensive Cost) | \$8,875,391 | \$3,411,729 | \$1,484,376 | \$2,956,814 | \$1,156,420 | \$17,884,729 |

| Costs of Index Crimes in Gogebic County (2015 dollars) | | | | | | | | |
|--|------------|--------------------|--------------------|------------|------------------|------------------|---------------------|--------------------|
| | Murder | Rape | Aggravated Assault | Robbery | Larceny | Burglary | Motor Vehicle Theft | Total |
| Medical Care | \$0 | \$44,912 | \$23,216 | \$0 | \$0 | \$0 | \$0 | \$68,128 |
| Future Earnings (Lost Wages) | \$0 | \$28,023 | \$16,409 | \$0 | \$2,467 | \$1,025 | \$793 | \$48,718 |
| Public Services | \$0 | \$3,941 | \$5,014 | \$0 | \$41,452 | \$13,910 | \$2,150 | \$66,467 |
| Adjudication & Sanctioning | \$0 | \$123,126 | \$177,603 | \$0 | \$191,440 | \$24,064 | \$14,193 | \$530,425 |
| Property Damage and Loss | \$0 | \$783 | \$1,048 | \$0 | \$87,793 | \$79,311 | \$51,272 | \$220,207 |
| Subtotal (Monetary Cost) | \$0 | \$200,786 | \$223,290 | \$0 | \$323,152 | \$118,310 | \$68,408 | \$933,946 |
| Quality of Life | \$0 | \$1,802,924 | \$248,171 | \$0 | \$61,204 | \$19,927 | \$4,679 | \$2,136,905 |
| Total (Comprehensive Costs) | \$0 | \$2,003,710 | \$471,461 | \$0 | \$384,356 | \$138,237 | \$73,087 | \$3,070,851 |

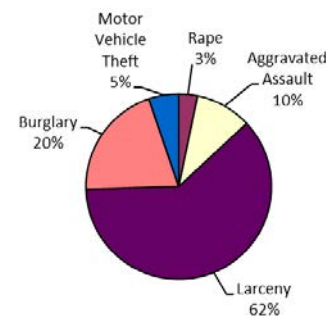
Traffic Crash Casualties



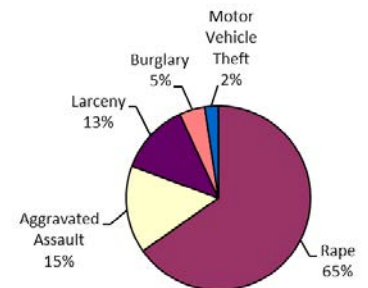
Traffic Crash Costs



Index Crimes



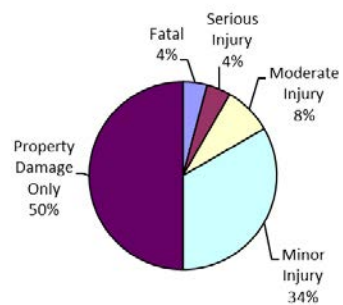
Index Crime Costs



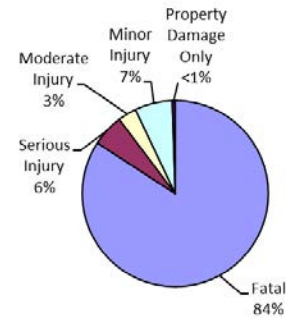
Gogebic County Alcohol-Involved Crashes

| Crash Casualty Severity | Crash Casualties | Crash Costs |
|--------------------------------|------------------|---------------------|
| Fatal | 1 | \$8,875,391 |
| Serious Injury | 1 | \$584,757 |
| Moderate Injury | 2 | \$340,980 |
| Minor Injury | 8 | \$688,596 |
| Property Damage Only | 12 | \$54,941 |
| Total | 24 | \$10,544,666 |
| Average cost of crash casualty | | \$439,361 |

Crash Casualties



Crash Costs

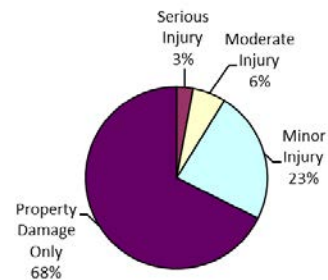


| Costs of Alcohol-Involved Crashes in Gogebic County (2015 dollars) | | | | | | |
|--|--------------------|------------------|------------------|------------------|----------------------|---------------------|
| | Fatal | Serious Injury | Moderate Injury | Minor Injury | Property Damage Only | Total |
| Medical Care | \$11,931 | \$54,730 | \$27,641 | \$84,520 | \$3,680 | \$182,502 |
| Future Earnings (Lost Wages) | \$1,203,734 | \$84,723 | \$51,169 | \$127,158 | \$4,099 | \$1,470,882 |
| Public Services | \$900 | \$389 | \$347 | \$879 | \$348 | \$2,863 |
| Adjudication & Sanctioning | \$106,256 | \$12,896 | \$7,012 | \$17,393 | \$576 | \$144,133 |
| Property Damage & Loss | \$23,153 | \$11,290 | \$14,895 | \$50,132 | \$32,884 | \$132,354 |
| Subtotal (Monetary Cost) | \$1,345,974 | \$164,027 | \$101,064 | \$280,082 | \$41,587 | \$1,932,734 |
| Quality of Life | \$7,529,418 | \$420,730 | \$239,916 | \$408,514 | \$13,354 | \$8,611,932 |
| Total (Comprehensive Cost) | \$8,875,391 | \$584,757 | \$340,980 | \$688,596 | \$54,941 | \$10,544,666 |

Gogebic County Teen Driver Crashes

| Crash Casualty Severity | Crash Casualties | Crash Costs |
|--------------------------------|------------------|-------------|
| Fatal | 0 | \$0 |
| Serious Injury | 1 | \$487,390 |
| Moderate Injury | 2 | \$269,886 |
| Minor Injury | 8 | \$537,602 |
| Property Damage Only | 23 | \$99,991 |
| Total | 34 | \$1,394,870 |
| Average cost of crash casualty | \$41,026 | |

Crash Casualties



Crash Costs



| Costs of Teen Driver Crashes in Gogebic County (2015 dollars) | | | | | | |
|---|------------|------------------|------------------|------------------|----------------------|--------------------|
| | Fatal | Serious Injury | Moderate Injury | Minor Injury | Property Damage Only | Total |
| Medical Care | \$0 | \$26,332 | \$12,591 | \$45,916 | \$5,985 | \$90,824 |
| Future Earnings (Lost Wages) | \$0 | \$40,208 | \$23,248 | \$69,223 | \$6,850 | \$139,529 |
| Public Services | \$0 | \$174 | \$153 | \$464 | \$504 | \$1,295 |
| Adjudication & Sanctioning | \$0 | \$8,538 | \$3,361 | \$8,980 | \$407 | \$21,287 |
| Property Damage & Loss | \$0 | \$6,390 | \$7,814 | \$30,654 | \$62,095 | \$106,952 |
| Subtotal (Monetary Cost) | \$0 | \$81,643 | \$47,167 | \$155,237 | \$75,841 | \$359,887 |
| Quality of Life | \$0 | \$405,747 | \$222,720 | \$382,366 | \$24,150 | \$1,034,983 |
| Total (Comprehensive Cost) | \$0 | \$487,390 | \$269,886 | \$537,602 | \$99,991 | \$1,394,870 |

Gogebic County Motorcycle Crashes

| Injury Severity | Motorcyclist Crash Victims | Motorcyclist Victim Costs |
|--------------------------------|-------------------------------|------------------------------|
| Fatal | 0 | \$0 |
| Serious Injury | 0 | \$0 |
| Moderate Injury | 0 | \$0 |
| Minor Injury | 0 | \$0 |
| Property Damage Only | 3 | \$11,958 |
| Total | 3 | \$11,958 |
| Average cost of crash casualty | | \$3,986 |

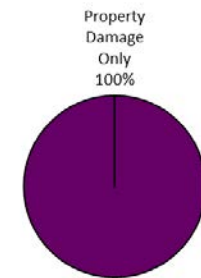
| Injury Severity | Non-motorcyclist Crash Victims | Non-motorcyclist Victim Costs |
|--------------------------------|-----------------------------------|----------------------------------|
| Fatal | 0 | \$0 |
| Serious Injury | 0 | \$0 |
| Moderate Injury | 0 | \$0 |
| Minor Injury | 0 | \$0 |
| Property Damage Only | 2 | \$5,669 |
| Total | 2 | \$5,669 |
| Average cost of crash casualty | | \$2,834 |

| Motorcyclist Victim Costs in Motorcycle Crashes in Gogebic County (2015 dollars) | | | | | | |
|--|-------|----------------|-----------------|--------------|----------------------|----------|
| | Fatal | Serious Injury | Moderate Injury | Minor Injury | Property Damage Only | Total |
| Medical Care | \$0 | \$0 | \$0 | \$0 | \$415 | \$415 |
| Future Earnings (Lost Wages) | \$0 | \$0 | \$0 | \$0 | \$658 | \$658 |
| Public Services | \$0 | \$0 | \$0 | \$0 | \$181 | \$181 |
| Adjudication & Sanctioning | \$0 | \$0 | \$0 | \$0 | \$557 | \$557 |
| Property Damage & Loss | \$0 | \$0 | \$0 | \$0 | \$7,011 | \$7,011 |
| Subtotal (Monetary Cost) | \$0 | \$0 | \$0 | \$0 | \$8,821 | \$8,821 |
| Quality of Life | \$0 | \$0 | \$0 | \$0 | \$3,137 | \$3,137 |
| Total (Comprehensive Cost) | \$0 | \$0 | \$0 | \$0 | \$11,958 | \$11,958 |

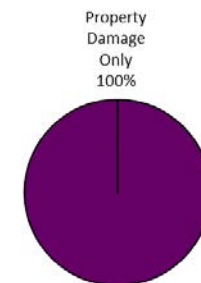
| Non-motorcyclist Victim Costs in Motorcycle Crashes in Gogebic County (2015 dollars) | | | | | | |
|--|-------|----------------|-----------------|--------------|----------------------|---------|
| | Fatal | Serious Injury | Moderate Injury | Minor Injury | Property Damage Only | Total |
| Medical Care | \$0 | \$0 | \$0 | \$0 | \$0 | \$0 |
| Future Earnings (Lost Wages) | \$0 | \$0 | \$0 | \$0 | \$177 | \$177 |
| Public Services | \$0 | \$0 | \$0 | \$0 | \$42 | \$42 |
| Adjudication & Sanctioning | \$0 | \$0 | \$0 | \$0 | \$0 | \$0 |
| Property Damage & Loss | \$0 | \$0 | \$0 | \$0 | \$5,450 | \$5,450 |
| Subtotal (Monetary Cost) | \$0 | \$0 | \$0 | \$0 | \$5,669 | \$5,669 |
| Quality of Life | \$0 | \$0 | \$0 | \$0 | \$0 | \$0 |
| Total (Comprehensive Cost) | \$0 | \$0 | \$0 | \$0 | \$5,669 | \$5,669 |

| Costs of Motorcycle Crashes in Gogebic County (2015 dollars) | | | | | | |
|--|-------|----------------|-----------------|--------------|----------------------|----------|
| | Fatal | Serious Injury | Moderate Injury | Minor Injury | Property Damage Only | Total |
| Medical Care | \$0 | \$0 | \$0 | \$0 | \$415 | \$415 |
| Future Earnings (Lost Wages) | \$0 | \$0 | \$0 | \$0 | \$834 | \$834 |
| Public Services | \$0 | \$0 | \$0 | \$0 | \$222 | \$222 |
| Adjudication & Sanctioning | \$0 | \$0 | \$0 | \$0 | \$557 | \$557 |
| Property Damage & Loss | \$0 | \$0 | \$0 | \$0 | \$12,461 | \$12,461 |
| Subtotal (Monetary Cost) | \$0 | \$0 | \$0 | \$0 | \$14,490 | \$14,490 |
| Quality of Life | \$0 | \$0 | \$0 | \$0 | \$3,137 | \$3,137 |
| Total (Comprehensive Cost) | \$0 | \$0 | \$0 | \$0 | \$17,627 | \$17,627 |

Motorcycle Crash Casualties



Motorcycle Crash Costs

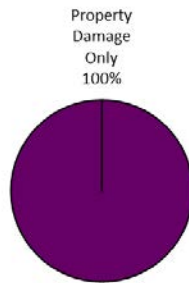


Gogebic County

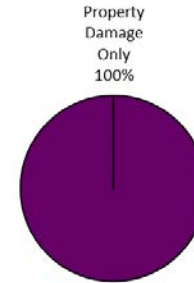
Medium/Large Truck Crashes

| Crash Casualty Severity | Crash Casualties | Crash Costs |
|--------------------------------|------------------|-------------|
| Fatal | 0 | \$0 |
| Serious Injury | 0 | \$0 |
| Moderate Injury | 0 | \$0 |
| Minor Injury | 0 | \$0 |
| Property Damage Only | 11 | \$99,770 |
| Total | 11 | \$99,770 |
| Average cost of crash casualty | \$9,070 | |

Crash Casualties



Crash Costs



| Costs of Medium/Large Truck Crashes in Gogebic County (2015 dollars) | | | | | | |
|--|------------|----------------|-----------------|--------------|----------------------|-----------------|
| | Fatal | Serious Injury | Moderate Injury | Minor Injury | Property Damage Only | Total |
| Medical Care | \$0 | \$0 | \$0 | \$0 | \$4,114 | \$4,114 |
| Future Earnings (Lost Wages) | \$0 | \$0 | \$0 | \$0 | \$30,030 | \$30,030 |
| Public Services | \$0 | \$0 | \$0 | \$0 | \$517 | \$517 |
| Adjudication & Sanctioning | \$0 | \$0 | \$0 | \$0 | \$3,421 | \$3,421 |
| Property Damage & Loss | \$0 | \$0 | \$0 | \$0 | \$37,389 | \$37,389 |
| Subtotal (Monetary Cost) | \$0 | \$0 | \$0 | \$0 | \$75,471 | \$75,471 |
| Quality of Life | \$0 | \$0 | \$0 | \$0 | \$24,299 | \$24,299 |
| Total (Comprehensive Cost) | \$0 | \$0 | \$0 | \$0 | \$99,770 | \$99,770 |

Grand Traverse County Traffic Crashes and Crime

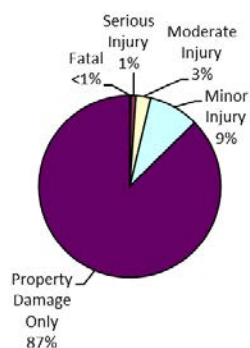
| Traffic Crash Casualty Severity | Traffic Crash Casualties | Traffic Crash Costs |
|--|--------------------------|---------------------|
| Fatal | 11 | \$97,629,305 |
| Serious Injury | 51 | \$24,856,882 |
| Moderate Injury | 150 | \$20,241,486 |
| Minor Injury | 512 | \$34,406,558 |
| Property Damage Only | 5,010 | \$21,780,684 |
| Total | 5,734 | \$198,914,915 |
| Average cost of traffic crash casualty | | \$34,690 |

| Index Crime Category | Number of Index Crimes | Index Crime Costs |
|-----------------------------|------------------------|-------------------|
| Murder | 3 | \$21,866,424 |
| Rape | 69 | \$27,651,201 |
| Aggravated Assault | 159 | \$4,997,483 |
| Robbery | 4 | \$136,717 |
| Larceny | 595 | \$2,432,892 |
| Burglary | 174 | \$775,913 |
| Motor Vehicle Theft | 31 | \$283,212 |
| Total | 1,035 | \$58,143,842 |
| Average cost of index crime | | \$56,178 |

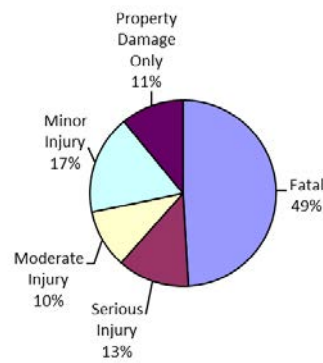
| Costs of Traffic Crashes in Grand Traverse County (2015 dollars) | | | | | | |
|--|---------------------|---------------------|---------------------|---------------------|----------------------|----------------------|
| | Fatal | Serious Injury | Moderate Injury | Minor Injury | Property Damage Only | Total |
| Medical Care | \$131,238 | \$1,342,947 | \$944,327 | \$2,938,605 | \$1,303,765 | \$6,660,882 |
| Future Earnings (Lost Wages) | \$13,241,075 | \$2,050,598 | \$1,743,573 | \$4,430,278 | \$1,492,212 | \$22,957,735 |
| Public Services | \$9,900 | \$8,881 | \$11,486 | \$29,681 | \$109,752 | \$169,701 |
| Adjudication & Sanctioning | \$1,168,820 | \$435,459 | \$252,105 | \$574,746 | \$88,612 | \$2,519,742 |
| Property Damage & Loss | \$254,679 | \$325,884 | \$586,023 | \$1,961,838 | \$13,525,812 | \$16,654,236 |
| Subtotal (Monetary Cost) | \$14,805,712 | \$4,163,768 | \$3,537,515 | \$9,935,149 | \$16,520,153 | \$48,962,296 |
| Quality of Life | \$82,823,593 | \$20,693,113 | \$16,703,972 | \$24,471,409 | \$5,260,531 | \$149,952,619 |
| Total (Comprehensive Cost) | \$97,629,305 | \$24,856,882 | \$20,241,486 | \$34,406,558 | \$21,780,684 | \$198,914,915 |

| Costs of Index Crimes in Grand Traverse County (2015 dollars) | | | | | | | | |
|---|---------------------|---------------------|--------------------|------------------|--------------------|------------------|---------------------|---------------------|
| | Murder | Rape | Aggravated Assault | Robbery | Larceny | Burglary | Motor Vehicle Theft | Total |
| Medical Care | \$83,213 | \$619,790 | \$246,091 | \$6,137 | \$0 | \$0 | \$0 | \$955,231 |
| Future Earnings (Lost Wages) | \$2,755,707 | \$386,719 | \$173,938 | \$6,325 | \$15,618 | \$5,751 | \$3,074 | \$3,347,133 |
| Public Services | \$8,537 | \$54,391 | \$53,149 | \$1,616 | \$262,380 | \$78,078 | \$8,331 | \$466,483 |
| Adjudication & Sanctioning | \$1,183,110 | \$1,699,136 | \$1,882,588 | \$22,573 | \$1,211,776 | \$135,067 | \$54,998 | \$6,189,248 |
| Property Damage and Loss | \$524 | \$10,809 | \$11,106 | \$4,562 | \$555,708 | \$445,165 | \$198,680 | \$1,226,555 |
| Subtotal (Monetary Cost) | \$4,031,092 | \$2,770,846 | \$2,366,872 | \$41,214 | \$2,045,482 | \$664,062 | \$265,083 | \$12,184,649 |
| Quality of Life | \$17,835,332 | \$24,880,356 | \$2,630,611 | \$95,503 | \$387,410 | \$111,851 | \$18,129 | \$45,959,193 |
| Total (Comprehensive Costs) | \$21,866,424 | \$27,651,201 | \$4,997,483 | \$136,717 | \$2,432,892 | \$775,913 | \$283,212 | \$58,143,842 |

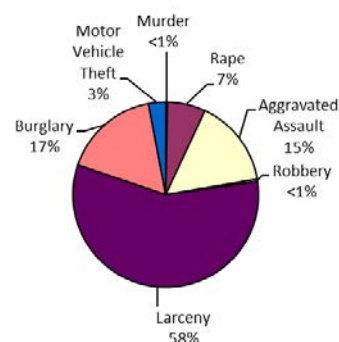
Traffic Crash Casualties



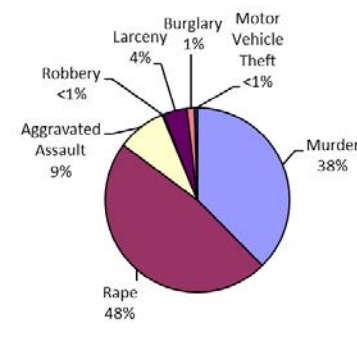
Traffic Crash Costs



Index Crimes



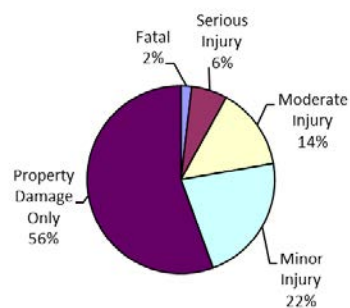
Index Crime Costs



Grand Traverse County Alcohol-Involved Crashes

| Crash Casualty Severity | Crash Casualties | Crash Costs |
|--------------------------------|------------------|---------------------|
| Fatal | 3 | \$26,626,174 |
| Serious Injury | 10 | \$5,847,574 |
| Moderate Injury | 23 | \$3,921,273 |
| Minor Injury | 36 | \$3,098,681 |
| Property Damage Only | 90 | \$412,054 |
| Total | 162 | \$39,905,757 |
| Average cost of crash casualty | \$246,332 | |

Crash Casualties



Crash Costs



| Costs of Alcohol-Involved Crashes in Grand Traverse County (2015 dollars) | | | | | | |
|---|---------------------|--------------------|--------------------|--------------------|----------------------|---------------------|
| | Fatal | Serious Injury | Moderate Injury | Minor Injury | Property Damage Only | Total |
| Medical Care | \$35,792 | \$547,299 | \$317,869 | \$380,340 | \$27,601 | \$1,308,901 |
| Future Earnings (Lost Wages) | \$3,611,202 | \$847,229 | \$588,441 | \$572,210 | \$30,740 | \$5,649,822 |
| Public Services | \$2,700 | \$3,891 | \$3,991 | \$3,955 | \$2,610 | \$17,147 |
| Adjudication & Sanctioning | \$318,769 | \$128,956 | \$80,642 | \$78,269 | \$4,318 | \$610,954 |
| Property Damage & Loss | \$69,458 | \$112,896 | \$171,293 | \$225,596 | \$246,630 | \$825,873 |
| Subtotal (Monetary Cost) | \$4,037,921 | \$1,640,271 | \$1,162,237 | \$1,260,370 | \$311,899 | \$8,412,698 |
| Quality of Life | \$22,588,253 | \$4,207,303 | \$2,759,036 | \$1,838,311 | \$100,156 | \$31,493,059 |
| Total (Comprehensive Cost) | \$26,626,174 | \$5,847,574 | \$3,921,273 | \$3,098,681 | \$412,054 | \$39,905,757 |

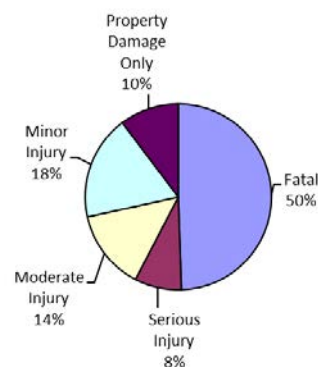
Grand Traverse County Teen Driver Crashes

| Crash Casualty Severity | Crash Casualties | Crash Costs |
|--------------------------------|------------------|--------------|
| Fatal | 2 | \$17,750,783 |
| Serious Injury | 6 | \$2,924,339 |
| Moderate Injury | 37 | \$4,992,900 |
| Minor Injury | 97 | \$6,518,430 |
| Property Damage Only | 849 | \$3,690,978 |
| Total | 991 | \$35,877,430 |
| Average cost of crash casualty | | \$36,203 |

Crash Casualties



Crash Costs



| Costs of Teen Driver Crashes in Grand Traverse County (2015 dollars) | | | | | | |
|--|---------------------|--------------------|--------------------|--------------------|----------------------|---------------------|
| | Fatal | Serious Injury | Moderate Injury | Minor Injury | Property Damage Only | Total |
| Medical Care | \$23,861 | \$157,994 | \$232,934 | \$556,728 | \$220,937 | \$1,192,455 |
| Future Earnings (Lost Wages) | \$2,407,468 | \$241,247 | \$430,081 | \$839,330 | \$252,872 | \$4,170,998 |
| Public Services | \$1,800 | \$1,045 | \$2,833 | \$5,623 | \$18,599 | \$29,900 |
| Adjudication & Sanctioning | \$212,513 | \$51,230 | \$62,186 | \$108,887 | \$15,016 | \$449,833 |
| Property Damage & Loss | \$46,305 | \$38,339 | \$144,552 | \$371,676 | \$2,292,099 | \$2,892,972 |
| Subtotal (Monetary Cost) | \$2,691,948 | \$489,855 | \$872,587 | \$1,882,245 | \$2,799,523 | \$8,736,158 |
| Quality of Life | \$15,058,835 | \$2,434,484 | \$4,120,313 | \$4,636,185 | \$891,455 | \$27,141,272 |
| Total (Comprehensive Cost) | \$17,750,783 | \$2,924,339 | \$4,992,900 | \$6,518,430 | \$3,690,978 | \$35,877,430 |

Grand Traverse County Motorcycle Crashes

| Injury Severity | Motorcyclist Crash Victims | Motorcyclist Victim Costs |
|--------------------------------|-------------------------------|------------------------------|
| Fatal | 3 | \$26,447,770 |
| Serious Injury | 2 | \$1,021,773 |
| Moderate Injury | 12 | \$1,425,714 |
| Minor Injury | 6 | \$671,847 |
| Property Damage Only | 30 | \$119,581 |
| Total | 53 | \$29,686,684 |
| Average cost of crash casualty | | \$560,126 |

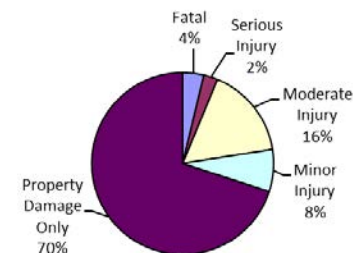
| Injury Severity | Non-motorcyclist Crash Victims | Non-motorcyclist Victim Costs |
|--------------------------------|-----------------------------------|----------------------------------|
| Fatal | 0 | \$0 |
| Serious Injury | 0 | \$0 |
| Moderate Injury | 1 | \$134,943 |
| Minor Injury | 0 | \$0 |
| Property Damage Only | 26 | \$73,695 |
| Total | 27 | \$208,638 |
| Average cost of crash casualty | | \$7,727 |

| Motorcyclist Victim Costs in Motorcycle Crashes in Grand Traverse County (2015 dollars) | | | | | | |
|---|--------------|----------------|-----------------|--------------|----------------------|--------------|
| | Fatal | Serious Injury | Moderate Injury | Minor Injury | Property Damage Only | Total |
| Medical Care | \$35,792 | \$83,556 | \$108,441 | \$51,637 | \$4,151 | \$283,576 |
| Future Earnings (Lost Wages) | \$3,628,449 | \$122,455 | \$182,876 | \$85,050 | \$6,576 | \$4,025,405 |
| Public Services | \$2,365 | \$707 | \$2,071 | \$985 | \$1,806 | \$7,934 |
| Adjudication & Sanctioning | \$318,770 | \$19,004 | \$32,049 | \$14,976 | \$5,568 | \$390,367 |
| Property Damage & Loss | \$38,853 | \$19,712 | \$94,072 | \$45,403 | \$70,107 | \$268,147 |
| Subtotal (Monetary Cost) | \$4,024,230 | \$245,434 | \$419,509 | \$198,051 | \$88,207 | \$4,975,430 |
| Quality of Life | \$22,423,540 | \$776,339 | \$1,006,205 | \$473,796 | \$31,374 | \$24,711,254 |
| Total (Comprehensive Cost) | \$26,447,770 | \$1,021,773 | \$1,425,714 | \$671,847 | \$119,581 | \$29,686,684 |

| Non-motorcyclist Victim Costs in Motorcycle Crashes in Grand Traverse County (2015 dollars) | | | | | | |
|---|-------|----------------|-----------------|--------------|----------------------|-----------|
| | Fatal | Serious Injury | Moderate Injury | Minor Injury | Property Damage Only | Total |
| Medical Care | \$0 | \$0 | \$6,296 | \$0 | \$0 | \$6,296 |
| Future Earnings (Lost Wages) | \$0 | \$0 | \$11,624 | \$0 | \$2,300 | \$13,924 |
| Public Services | \$0 | \$0 | \$77 | \$0 | \$545 | \$621 |
| Adjudication & Sanctioning | \$0 | \$0 | \$1,681 | \$0 | \$0 | \$1,681 |
| Property Damage & Loss | \$0 | \$0 | \$3,907 | \$0 | \$70,850 | \$74,757 |
| Subtotal (Monetary Cost) | \$0 | \$0 | \$23,583 | \$0 | \$73,695 | \$97,278 |
| Quality of Life | \$0 | \$0 | \$111,360 | \$0 | \$0 | \$111,360 |
| Total (Comprehensive Cost) | \$0 | \$0 | \$134,943 | \$0 | \$73,695 | \$208,638 |

| Costs of Motorcycle Crashes in Grand Traverse County (2015 dollars) | | | | | | |
|---|--------------|----------------|-----------------|--------------|----------------------|--------------|
| | Fatal | Serious Injury | Moderate Injury | Minor Injury | Property Damage Only | Total |
| Medical Care | \$35,792 | \$83,556 | \$114,736 | \$51,637 | \$4,151 | \$289,872 |
| Future Earnings (Lost Wages) | \$3,628,449 | \$122,455 | \$194,500 | \$85,050 | \$8,876 | \$4,039,329 |
| Public Services | \$2,365 | \$707 | \$2,148 | \$985 | \$2,350 | \$8,555 |
| Adjudication & Sanctioning | \$318,770 | \$19,004 | \$33,729 | \$14,976 | \$5,568 | \$392,048 |
| Property Damage & Loss | \$38,853 | \$19,712 | \$97,979 | \$45,403 | \$140,957 | \$342,904 |
| Subtotal (Monetary Cost) | \$4,024,230 | \$245,434 | \$443,092 | \$198,051 | \$161,902 | \$5,072,708 |
| Quality of Life | \$22,423,540 | \$776,339 | \$1,117,565 | \$473,796 | \$31,374 | \$24,822,614 |
| Total (Comprehensive Cost) | \$26,447,770 | \$1,021,773 | \$1,560,657 | \$671,847 | \$193,276 | \$29,895,322 |

Motorcycle Crash Casualties



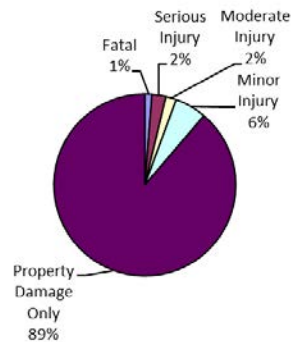
Motorcycle Crash Costs



Grand Traverse County Medium/Large Truck Crashes

| Crash Casualty Severity | Crash Casualties | Crash Costs |
|--------------------------------|------------------|--------------|
| Fatal | 2 | \$17,767,872 |
| Serious Injury | 4 | \$2,770,508 |
| Moderate Injury | 3 | \$825,093 |
| Minor Injury | 9 | \$1,165,536 |
| Property Damage Only | 142 | \$1,287,940 |
| Total | 160 | \$23,816,949 |
| Average cost of crash casualty | | \$148,856 |

Crash Casualties



Crash Costs



| Costs of Medium/Large Truck Crashes in Grand Traverse County (2015 dollars) | | | | | | |
|---|---------------------|--------------------|------------------|--------------------|----------------------|---------------------|
| | Fatal | Serious Injury | Moderate Injury | Minor Injury | Property Damage Only | Total |
| Medical Care | \$23,861 | \$166,988 | \$53,415 | \$73,485 | \$53,108 | \$370,857 |
| Future Earnings (Lost Wages) | \$2,407,468 | \$476,936 | \$153,132 | \$196,092 | \$387,660 | \$3,621,288 |
| Public Services | \$1,800 | \$1,288 | \$528 | \$1,737 | \$6,674 | \$12,027 |
| Adjudication & Sanctioning | \$212,513 | \$64,464 | \$20,676 | \$26,991 | \$44,162 | \$368,806 |
| Property Damage & Loss | \$63,394 | \$50,220 | \$27,960 | \$60,381 | \$482,658 | \$684,613 |
| Subtotal (Monetary Cost) | \$2,709,036 | \$759,896 | \$255,711 | \$358,686 | \$974,262 | \$5,057,591 |
| Quality of Life | \$15,058,835 | \$2,010,612 | \$569,382 | \$806,850 | \$313,678 | \$18,759,357 |
| Total (Comprehensive Cost) | \$17,767,872 | \$2,770,508 | \$825,093 | \$1,165,536 | \$1,287,940 | \$23,816,949 |

Gratiot County

Traffic Crashes and Crime

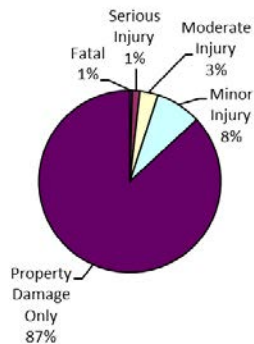
| Traffic Crash Casualty Severity | Traffic Crash Casualties | Traffic Crash Costs |
|--|--------------------------|---------------------|
| Fatal | 8 | \$71,003,131 |
| Serious Injury | 26 | \$12,672,136 |
| Moderate Injury | 62 | \$8,366,481 |
| Minor Injury | 155 | \$10,416,048 |
| Property Damage Only | 1,658 | \$7,208,059 |
| Total | 1,909 | \$109,665,854 |
| Average cost of traffic crash casualty | \$57,447 | |

| Index Crime Category | Number of Index Crimes | Index Crime Costs |
|-----------------------------|------------------------|-------------------|
| Murder | 0 | \$0 |
| Rape | 45 | \$18,033,392 |
| Aggravated Assault | 34 | \$1,068,644 |
| Robbery | 2 | \$68,358 |
| Larceny | 421 | \$1,721,424 |
| Burglary | 81 | \$361,201 |
| Motor Vehicle Theft | 15 | \$137,038 |
| Total | 598 | \$21,390,058 |
| Average cost of index crime | \$35,769 | |

| Costs of Traffic Crashes in Gratiot County (2015 dollars) | | | | | | |
|---|---------------------|---------------------|--------------------|---------------------|----------------------|----------------------|
| | Fatal | Serious Injury | Moderate Injury | Minor Injury | Property Damage Only | Total |
| Medical Care | \$95,446 | \$684,640 | \$390,322 | \$889,617 | \$431,466 | \$2,491,490 |
| Future Earnings (Lost Wages) | \$9,629,872 | \$1,045,403 | \$720,677 | \$1,341,197 | \$493,830 | \$13,230,979 |
| Public Services | \$7,200 | \$4,528 | \$4,748 | \$8,986 | \$36,321 | \$61,782 |
| Adjudication & Sanctioning | \$850,051 | \$221,999 | \$104,204 | \$173,995 | \$29,325 | \$1,379,573 |
| Property Damage & Loss | \$185,221 | \$166,137 | \$242,223 | \$593,916 | \$4,476,207 | \$5,663,704 |
| Subtotal (Monetary Cost) | \$10,767,790 | \$2,122,705 | \$1,462,173 | \$3,007,711 | \$5,467,148 | \$22,827,528 |
| Quality of Life | \$60,235,341 | \$10,549,430 | \$6,904,308 | \$7,408,337 | \$1,740,910 | \$86,838,326 |
| Total (Comprehensive Cost) | \$71,003,131 | \$12,672,136 | \$8,366,481 | \$10,416,048 | \$7,208,059 | \$109,665,854 |

| Costs of Index Crimes in Gratiot County (2015 dollars) | | | | | | | | |
|--|------------|---------------------|--------------------|-----------------|--------------------|------------------|---------------------|---------------------|
| | Murder | Rape | Aggravated Assault | Robbery | Larceny | Burglary | Motor Vehicle Theft | Total |
| Medical Care | \$0 | \$404,211 | \$52,623 | \$3,069 | \$0 | \$0 | \$0 | \$459,903 |
| Future Earnings (Lost Wages) | \$0 | \$252,208 | \$37,194 | \$3,163 | \$11,051 | \$2,677 | \$1,487 | \$307,780 |
| Public Services | \$0 | \$35,473 | \$11,365 | \$808 | \$185,650 | \$36,347 | \$4,031 | \$273,674 |
| Adjudication & Sanctioning | \$0 | \$1,108,132 | \$402,566 | \$11,286 | \$857,408 | \$62,876 | \$26,612 | \$2,468,880 |
| Property Damage and Loss | \$0 | \$7,050 | \$2,375 | \$2,281 | \$393,199 | \$207,232 | \$96,135 | \$708,272 |
| Subtotal (Monetary Cost) | \$0 | \$1,807,073 | \$506,124 | \$20,607 | \$1,447,307 | \$309,132 | \$128,266 | \$4,218,509 |
| Quality of Life | \$0 | \$16,226,319 | \$562,521 | \$47,752 | \$274,117 | \$52,069 | \$8,772 | \$17,171,549 |
| Total (Comprehensive Costs) | \$0 | \$18,033,392 | \$1,068,644 | \$68,358 | \$1,721,424 | \$361,201 | \$137,038 | \$21,390,058 |

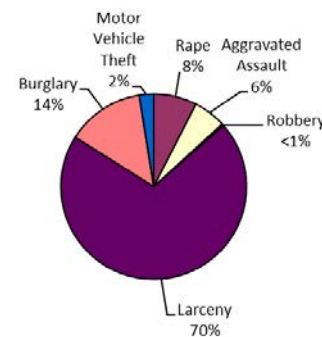
Traffic Crash Casualties



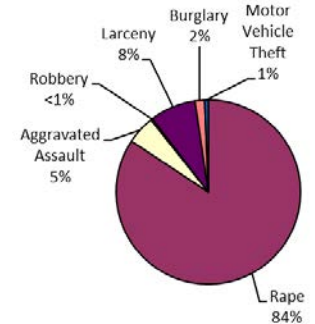
Traffic Crash Costs



Index Crimes



Index Crime Costs

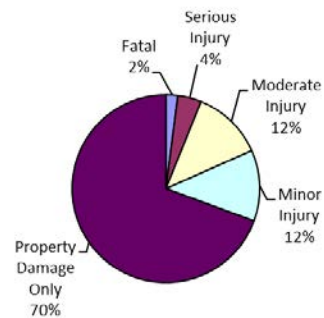


Gratiot County

Alcohol-Involved Crashes

| Crash Casualty Severity | Crash Casualties | Crash Costs |
|--------------------------------|------------------|--------------|
| Fatal | 1 | \$8,875,391 |
| Serious Injury | 2 | \$1,169,515 |
| Moderate Injury | 6 | \$1,022,941 |
| Minor Injury | 6 | \$516,447 |
| Property Damage Only | 34 | \$155,665 |
| Total | 49 | \$11,739,959 |
| Average cost of crash casualty | \$239,591 | |

Crash Casualties



Crash Costs



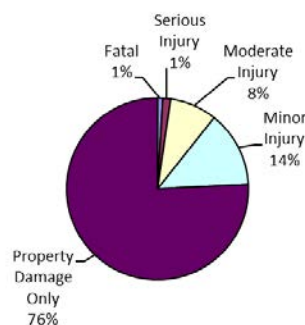
| Costs of Alcohol-Involved Crashes in Gratiot County (2015 dollars) | | | | | | |
|--|--------------------|--------------------|--------------------|------------------|----------------------|---------------------|
| | Fatal | Serious Injury | Moderate Injury | Minor Injury | Property Damage Only | Total |
| Medical Care | \$11,931 | \$109,460 | \$82,922 | \$63,390 | \$10,427 | \$278,130 |
| Future Earnings (Lost Wages) | \$1,203,734 | \$169,446 | \$153,506 | \$95,368 | \$11,613 | \$1,633,667 |
| Public Services | \$900 | \$778 | \$1,041 | \$659 | \$986 | \$4,364 |
| Adjudication & Sanctioning | \$106,256 | \$25,791 | \$21,037 | \$13,045 | \$1,631 | \$167,761 |
| Property Damage & Loss | \$23,153 | \$22,579 | \$44,685 | \$37,599 | \$93,171 | \$221,188 |
| Subtotal (Monetary Cost) | \$1,345,974 | \$328,054 | \$303,192 | \$210,062 | \$117,828 | \$2,305,110 |
| Quality of Life | \$7,529,418 | \$841,461 | \$719,749 | \$306,385 | \$37,837 | \$9,434,849 |
| Total (Comprehensive Cost) | \$8,875,391 | \$1,169,515 | \$1,022,941 | \$516,447 | \$155,665 | \$11,739,959 |

Gratiot County

Teen Driver Crashes

| Crash Casualty Severity | Crash Casualties | Crash Costs |
|--------------------------------|------------------|--------------|
| Fatal | 2 | \$17,750,783 |
| Serious Injury | 3 | \$1,462,170 |
| Moderate Injury | 18 | \$2,428,978 |
| Minor Injury | 29 | \$1,948,809 |
| Property Damage Only | 163 | \$708,633 |
| Total | 215 | \$24,299,373 |
| Average cost of crash casualty | | \$113,020 |

Crash Casualties



Crash Costs



| Costs of Teen Driver Crashes in Gratiot County (2015 dollars) | | | | | | |
|---|---------------------|--------------------|--------------------|--------------------|----------------------|---------------------|
| | Fatal | Serious Injury | Moderate Injury | Minor Injury | Property Damage Only | Total |
| Medical Care | \$23,861 | \$78,997 | \$113,319 | \$166,444 | \$42,418 | \$425,040 |
| Future Earnings (Lost Wages) | \$2,407,468 | \$120,623 | \$209,229 | \$250,934 | \$48,549 | \$3,036,803 |
| Public Services | \$1,800 | \$522 | \$1,378 | \$1,681 | \$3,571 | \$8,953 |
| Adjudication & Sanctioning | \$212,513 | \$25,615 | \$30,253 | \$32,554 | \$2,883 | \$303,818 |
| Property Damage & Loss | \$46,305 | \$19,170 | \$70,323 | \$111,120 | \$440,061 | \$686,979 |
| Subtotal (Monetary Cost) | \$2,691,948 | \$244,928 | \$424,502 | \$562,733 | \$537,482 | \$4,461,592 |
| Quality of Life | \$15,058,835 | \$1,217,242 | \$2,004,477 | \$1,386,076 | \$171,151 | \$19,837,781 |
| Total (Comprehensive Cost) | \$17,750,783 | \$1,462,170 | \$2,428,978 | \$1,948,809 | \$708,633 | \$24,299,373 |

Gratiot County Motorcycle Crashes

| Injury Severity | Motorcyclist Crash Victims | Motorcyclist Victim Costs |
|--------------------------------|-------------------------------|------------------------------|
| Fatal | 0 | \$0 |
| Serious Injury | 2 | \$1,021,773 |
| Moderate Injury | 6 | \$712,857 |
| Minor Injury | 3 | \$335,923 |
| Property Damage Only | 7 | \$27,902 |
| Total | 18 | \$2,098,455 |
| Average cost of crash casualty | \$116,581 | |

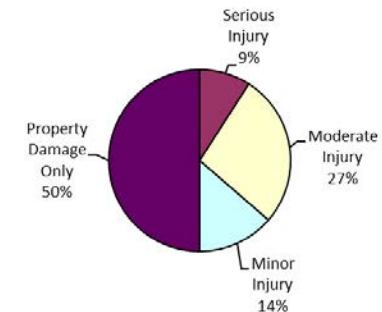
| Injury Severity | Non-motorcyclist Crash Victims | Non-motorcyclist Victim Costs |
|--------------------------------|-----------------------------------|----------------------------------|
| Fatal | 0 | \$0 |
| Serious Injury | 0 | \$0 |
| Moderate Injury | 0 | \$0 |
| Minor Injury | 0 | \$0 |
| Property Damage Only | 4 | \$11,338 |
| Total | 4 | \$11,338 |
| Average cost of crash casualty | \$2,834 | |

| Motorcyclist Victim Costs in Motorcycle Crashes in Gratiot County (2015 dollars) | | | | | | |
|--|-------|----------------|-----------------|--------------|----------------------|-------------|
| | Fatal | Serious Injury | Moderate Injury | Minor Injury | Property Damage Only | Total |
| Medical Care | \$0 | \$83,556 | \$54,220 | \$25,818 | \$968 | \$164,563 |
| Future Earnings (Lost Wages) | \$0 | \$122,455 | \$91,438 | \$42,525 | \$1,534 | \$257,952 |
| Public Services | \$0 | \$707 | \$1,036 | \$493 | \$421 | \$2,657 |
| Adjudication & Sanctioning | \$0 | \$19,004 | \$16,024 | \$7,488 | \$1,299 | \$43,816 |
| Property Damage & Loss | \$0 | \$19,712 | \$47,036 | \$22,701 | \$16,358 | \$105,807 |
| Subtotal (Monetary Cost) | \$0 | \$245,434 | \$209,754 | \$99,025 | \$20,582 | \$574,795 |
| Quality of Life | \$0 | \$776,339 | \$503,103 | \$236,898 | \$7,321 | \$1,523,660 |
| Total (Comprehensive Cost) | \$0 | \$1,021,773 | \$712,857 | \$335,923 | \$27,902 | \$2,098,455 |

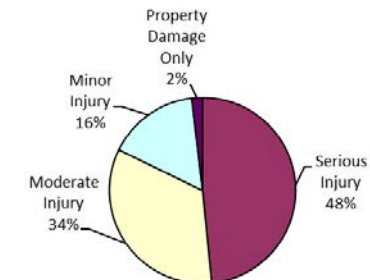
| Non-motorcyclist Victim Costs in Motorcycle Crashes in Gratiot County (2015 dollars) | | | | | | |
|--|-------|----------------|-----------------|--------------|----------------------|----------|
| | Fatal | Serious Injury | Moderate Injury | Minor Injury | Property Damage Only | Total |
| Medical Care | \$0 | \$0 | \$0 | \$0 | \$0 | \$0 |
| Future Earnings (Lost Wages) | \$0 | \$0 | \$0 | \$0 | \$354 | \$354 |
| Public Services | \$0 | \$0 | \$0 | \$0 | \$84 | \$84 |
| Adjudication & Sanctioning | \$0 | \$0 | \$0 | \$0 | \$0 | \$0 |
| Property Damage & Loss | \$0 | \$0 | \$0 | \$0 | \$10,900 | \$10,900 |
| Subtotal (Monetary Cost) | \$0 | \$0 | \$0 | \$0 | \$11,338 | \$11,338 |
| Quality of Life | \$0 | \$0 | \$0 | \$0 | \$0 | \$0 |
| Total (Comprehensive Cost) | \$0 | \$0 | \$0 | \$0 | \$11,338 | \$11,338 |

| Costs of Motorcycle Crashes in Gratiot County (2015 dollars) | | | | | | |
|--|-------|----------------|-----------------|--------------|----------------------|-------------|
| | Fatal | Serious Injury | Moderate Injury | Minor Injury | Property Damage Only | Total |
| Medical Care | \$0 | \$83,556 | \$54,220 | \$25,818 | \$968 | \$164,563 |
| Future Earnings (Lost Wages) | \$0 | \$122,455 | \$91,438 | \$42,525 | \$1,888 | \$258,306 |
| Public Services | \$0 | \$707 | \$1,036 | \$493 | \$505 | \$2,740 |
| Adjudication & Sanctioning | \$0 | \$19,004 | \$16,024 | \$7,488 | \$1,299 | \$43,816 |
| Property Damage & Loss | \$0 | \$19,712 | \$47,036 | \$22,701 | \$27,258 | \$116,707 |
| Subtotal (Monetary Cost) | \$0 | \$245,434 | \$209,754 | \$99,025 | \$31,919 | \$586,133 |
| Quality of Life | \$0 | \$776,339 | \$503,103 | \$236,898 | \$7,321 | \$1,523,660 |
| Total (Comprehensive Cost) | \$0 | \$1,021,773 | \$712,857 | \$335,923 | \$39,240 | \$2,109,793 |

Motorcycle Crash Casualties



Motorcycle Crash Costs

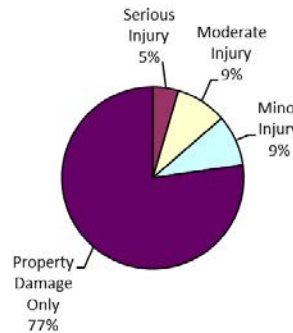


Gratiot County

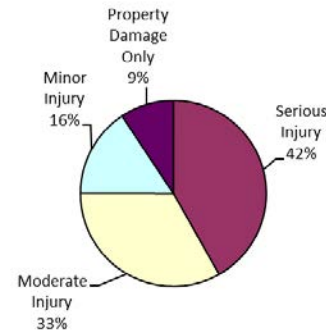
Medium/Large Truck Crashes

| Crash Casualty Severity | Crash Casualties | Crash Costs |
|--------------------------------|------------------|-------------|
| Fatal | 0 | \$0 |
| Serious Injury | 2 | \$1,385,254 |
| Moderate Injury | 4 | \$1,100,124 |
| Minor Injury | 4 | \$518,016 |
| Property Damage Only | 34 | \$308,380 |
| Total | 44 | \$3,311,774 |
| Average cost of crash casualty | \$75,268 | |

Crash Casualties



Crash Costs



| Costs of Medium/Large Truck Crashes in Gratiot County (2015 dollars) | | | | | | |
|--|------------|--------------------|--------------------|------------------|----------------------|--------------------|
| | Fatal | Serious Injury | Moderate Injury | Minor Injury | Property Damage Only | Total |
| Medical Care | \$0 | \$83,494 | \$71,220 | \$32,660 | \$12,716 | \$200,090 |
| Future Earnings (Lost Wages) | \$0 | \$238,468 | \$204,176 | \$87,152 | \$92,820 | \$622,616 |
| Public Services | \$0 | \$644 | \$704 | \$772 | \$1,598 | \$3,718 |
| Adjudication & Sanctioning | \$0 | \$32,232 | \$27,568 | \$11,996 | \$10,574 | \$82,370 |
| Property Damage & Loss | \$0 | \$25,110 | \$37,280 | \$26,836 | \$115,566 | \$204,792 |
| Subtotal (Monetary Cost) | \$0 | \$379,948 | \$340,948 | \$159,416 | \$233,274 | \$1,113,586 |
| Quality of Life | \$0 | \$1,005,306 | \$759,176 | \$358,600 | \$75,106 | \$2,198,188 |
| Total (Comprehensive Cost) | \$0 | \$1,385,254 | \$1,100,124 | \$518,016 | \$308,380 | \$3,311,774 |

Hillsdale County

Traffic Crashes and Crime

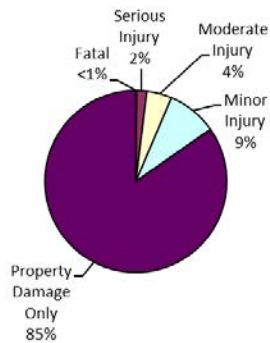
| Traffic Crash Casualty Severity | Traffic Crash Casualties | Traffic Crash Costs |
|--|--------------------------|---------------------|
| Fatal | 3 | \$26,626,174 |
| Serious Injury | 36 | \$17,546,034 |
| Moderate Injury | 90 | \$12,144,892 |
| Minor Injury | 179 | \$12,028,855 |
| Property Damage Only | 1,705 | \$7,412,388 |
| Total | 2,013 | \$75,758,344 |
| Average cost of traffic crash casualty | \$37,635 | |

| Index Crime Category | Number of Index Crimes | Index Crime Costs |
|-----------------------------|------------------------|-------------------|
| Murder | 1 | \$7,288,808 |
| Rape | 44 | \$17,632,650 |
| Aggravated Assault | 38 | \$1,194,367 |
| Robbery | 2 | \$68,358 |
| Larceny | 301 | \$1,230,757 |
| Burglary | 118 | \$526,194 |
| Motor Vehicle Theft | 14 | \$127,902 |
| Total | 518 | \$28,069,037 |
| Average cost of index crime | \$54,187 | |

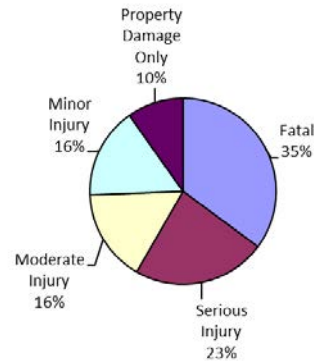
| Costs of Traffic Crashes in Hillsdale County (2015 dollars) | | | | | | |
|---|---------------------|---------------------|---------------------|---------------------|----------------------|---------------------|
| | Fatal | Serious Injury | Moderate Injury | Minor Injury | Property Damage Only | Total |
| Medical Care | \$35,792 | \$947,962 | \$566,596 | \$1,027,364 | \$443,697 | \$3,021,411 |
| Future Earnings (Lost Wages) | \$3,611,202 | \$1,447,481 | \$1,046,144 | \$1,548,867 | \$507,829 | \$8,161,522 |
| Public Services | \$2,700 | \$6,269 | \$6,892 | \$10,377 | \$37,351 | \$63,588 |
| Adjudication & Sanctioning | \$318,769 | \$307,383 | \$151,263 | \$200,937 | \$30,156 | \$1,008,508 |
| Property Damage & Loss | \$69,458 | \$230,036 | \$351,614 | \$685,877 | \$4,603,096 | \$5,940,080 |
| Subtotal (Monetary Cost) | \$4,037,921 | \$2,939,131 | \$2,122,509 | \$3,473,421 | \$5,622,128 | \$18,195,110 |
| Quality of Life | \$22,588,253 | \$14,606,904 | \$10,022,383 | \$8,555,434 | \$1,790,261 | \$57,563,234 |
| Total (Comprehensive Cost) | \$26,626,174 | \$17,546,034 | \$12,144,892 | \$12,028,855 | \$7,412,388 | \$75,758,344 |

| Costs of Index Crimes in Hillsdale County (2015 dollars) | | | | | | | | |
|--|--------------------|---------------------|--------------------|-----------------|--------------------|------------------|---------------------|---------------------|
| | Murder | Rape | Aggravated Assault | Robbery | Larceny | Burglary | Motor Vehicle Theft | Total |
| Medical Care | \$27,738 | \$395,228 | \$58,814 | \$3,069 | \$0 | \$0 | \$0 | \$484,849 |
| Future Earnings (Lost Wages) | \$918,569 | \$246,603 | \$41,570 | \$3,163 | \$7,901 | \$3,900 | \$1,388 | \$1,223,094 |
| Public Services | \$2,846 | \$34,684 | \$12,702 | \$808 | \$132,733 | \$52,950 | \$3,762 | \$240,486 |
| Adjudication & Sanctioning | \$394,370 | \$1,083,507 | \$449,927 | \$11,286 | \$613,016 | \$91,597 | \$24,838 | \$2,668,541 |
| Property Damage and Loss | \$175 | \$6,893 | \$2,654 | \$2,281 | \$281,123 | \$301,894 | \$89,726 | \$684,746 |
| Subtotal (Monetary Cost) | \$1,343,697 | \$1,766,916 | \$565,667 | \$20,607 | \$1,034,773 | \$450,341 | \$119,715 | \$5,301,716 |
| Quality of Life | \$5,945,111 | \$15,865,734 | \$628,700 | \$47,752 | \$195,984 | \$75,853 | \$8,187 | \$22,767,320 |
| Total (Comprehensive Costs) | \$7,288,808 | \$17,632,650 | \$1,194,367 | \$68,358 | \$1,230,757 | \$526,194 | \$127,902 | \$28,069,037 |

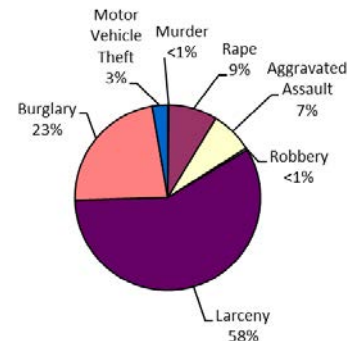
Traffic Crash Casualties



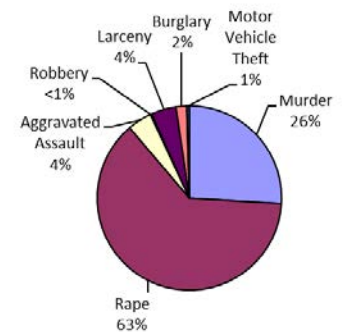
Traffic Crash Costs



Index Crimes



Index Crime Costs

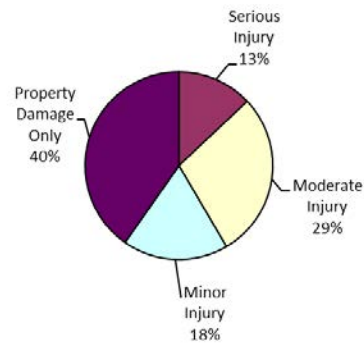


Hillsdale County

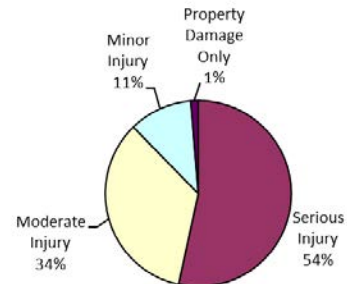
Alcohol-Involved Crashes

| Crash Casualty Severity | Crash Casualties | Crash Costs |
|--------------------------------|------------------|--------------|
| Fatal | 0 | \$0 |
| Serious Injury | 10 | \$5,847,574 |
| Moderate Injury | 22 | \$3,750,783 |
| Minor Injury | 14 | \$1,205,043 |
| Property Damage Only | 31 | \$141,930 |
| Total | 77 | \$10,945,330 |
| Average cost of crash casualty | \$142,147 | |

Crash Casualties



Crash Costs

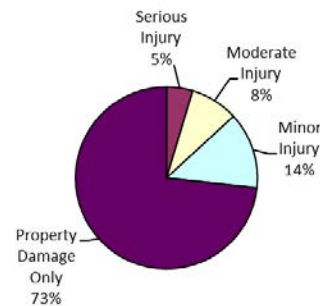


| Costs of Alcohol-Involved Crashes in Hillsdale County (2015 dollars) | | | | | | |
|--|------------|--------------------|--------------------|--------------------|----------------------|---------------------|
| | Fatal | Serious Injury | Moderate Injury | Minor Injury | Property Damage Only | Total |
| Medical Care | \$0 | \$547,299 | \$304,049 | \$147,910 | \$9,507 | \$1,008,765 |
| Future Earnings (Lost Wages) | \$0 | \$847,229 | \$562,857 | \$222,526 | \$10,588 | \$1,643,200 |
| Public Services | \$0 | \$3,891 | \$3,818 | \$1,538 | \$899 | \$10,146 |
| Adjudication & Sanctioning | \$0 | \$128,956 | \$77,136 | \$30,438 | \$1,487 | \$238,017 |
| Property Damage & Loss | \$0 | \$112,896 | \$163,846 | \$87,732 | \$84,950 | \$449,424 |
| Subtotal (Monetary Cost) | \$0 | \$1,640,271 | \$1,111,705 | \$490,144 | \$107,432 | \$3,349,552 |
| Quality of Life | \$0 | \$4,207,303 | \$2,639,078 | \$714,899 | \$34,498 | \$7,595,778 |
| Total (Comprehensive Cost) | \$0 | \$5,847,574 | \$3,750,783 | \$1,205,043 | \$141,930 | \$10,945,330 |

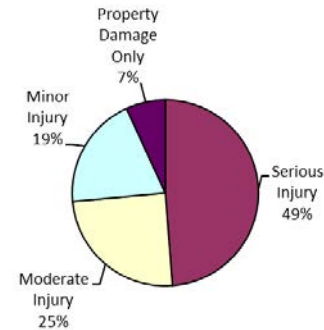
Hillsdale County Teen Driver Crashes

| Crash Casualty Severity | Crash Casualties | Crash Costs |
|--------------------------------|------------------|--------------|
| Fatal | 0 | \$0 |
| Serious Injury | 12 | \$5,848,678 |
| Moderate Injury | 22 | \$2,968,751 |
| Minor Injury | 35 | \$2,352,011 |
| Property Damage Only | 189 | \$821,667 |
| Total | 258 | \$11,991,107 |
| Average cost of crash casualty | | \$46,477 |

Crash Casualties



Crash Costs



| Costs of Teen Driver Crashes in Hillsdale County (2015 dollars) | | | | | | |
|---|------------|--------------------|--------------------|--------------------|----------------------|---------------------|
| | Fatal | Serious Injury | Moderate Injury | Minor Injury | Property Damage Only | Total |
| Medical Care | \$0 | \$315,987 | \$138,501 | \$200,881 | \$49,184 | \$704,554 |
| Future Earnings (Lost Wages) | \$0 | \$482,494 | \$255,724 | \$302,851 | \$56,293 | \$1,097,362 |
| Public Services | \$0 | \$2,090 | \$1,685 | \$2,029 | \$4,140 | \$9,944 |
| Adjudication & Sanctioning | \$0 | \$102,461 | \$36,975 | \$39,289 | \$3,343 | \$182,068 |
| Property Damage & Loss | \$0 | \$76,679 | \$85,950 | \$134,110 | \$510,255 | \$806,994 |
| Subtotal (Monetary Cost) | \$0 | \$979,710 | \$518,835 | \$679,161 | \$623,215 | \$2,800,922 |
| Quality of Life | \$0 | \$4,868,968 | \$2,449,916 | \$1,672,850 | \$198,451 | \$9,190,185 |
| Total (Comprehensive Cost) | \$0 | \$5,848,678 | \$2,968,751 | \$2,352,011 | \$821,667 | \$11,991,107 |

Hillsdale County Motorcycle Crashes

| Injury Severity | Motorcyclist Crash Victims | Motorcyclist Victim Costs |
|--------------------------------|-------------------------------|------------------------------|
| Fatal | 0 | \$0 |
| Serious Injury | 4 | \$2,043,546 |
| Moderate Injury | 6 | \$712,857 |
| Minor Injury | 9 | \$1,007,770 |
| Property Damage Only | 5 | \$19,930 |
| Total | 24 | \$3,784,103 |
| Average cost of crash casualty | \$157,671 | |

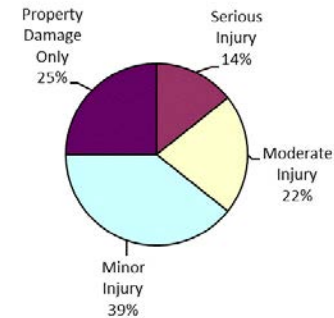
| Injury Severity | Non-motorcyclist Crash Victims | Non-motorcyclist Victim Costs |
|--------------------------------|-----------------------------------|----------------------------------|
| Fatal | 0 | \$0 |
| Serious Injury | 0 | \$0 |
| Moderate Injury | 0 | \$0 |
| Minor Injury | 2 | \$134,401 |
| Property Damage Only | 2 | \$5,669 |
| Total | 4 | \$140,069 |
| Average cost of crash casualty | \$35,017 | |

| Motorcyclist Victim Costs in Motorcycle Crashes in Hillsdale County (2015 dollars) | | | | | | |
|--|-------|----------------|-----------------|--------------|----------------------|-------------|
| | Fatal | Serious Injury | Moderate Injury | Minor Injury | Property Damage Only | Total |
| Medical Care | \$0 | \$167,111 | \$54,220 | \$77,455 | \$692 | \$299,479 |
| Future Earnings (Lost Wages) | \$0 | \$244,910 | \$91,438 | \$127,575 | \$1,096 | \$465,019 |
| Public Services | \$0 | \$1,414 | \$1,036 | \$1,478 | \$301 | \$4,228 |
| Adjudication & Sanctioning | \$0 | \$38,008 | \$16,024 | \$22,465 | \$928 | \$77,425 |
| Property Damage & Loss | \$0 | \$39,423 | \$47,036 | \$68,104 | \$11,685 | \$166,248 |
| Subtotal (Monetary Cost) | \$0 | \$490,867 | \$209,754 | \$297,076 | \$14,701 | \$1,012,399 |
| Quality of Life | \$0 | \$1,552,679 | \$503,103 | \$710,694 | \$5,229 | \$2,771,704 |
| Total (Comprehensive Cost) | \$0 | \$2,043,546 | \$712,857 | \$1,007,770 | \$19,930 | \$3,784,103 |

| Non-motorcyclist Victim Costs in Motorcycle Crashes in Hillsdale County (2015 dollars) | | | | | | |
|--|-------|----------------|-----------------|--------------|----------------------|-----------|
| | Fatal | Serious Injury | Moderate Injury | Minor Injury | Property Damage Only | Total |
| Medical Care | \$0 | \$0 | \$0 | \$11,479 | \$0 | \$11,479 |
| Future Earnings (Lost Wages) | \$0 | \$0 | \$0 | \$17,306 | \$177 | \$17,483 |
| Public Services | \$0 | \$0 | \$0 | \$116 | \$42 | \$158 |
| Adjudication & Sanctioning | \$0 | \$0 | \$0 | \$2,245 | \$0 | \$2,245 |
| Property Damage & Loss | \$0 | \$0 | \$0 | \$7,663 | \$5,450 | \$13,113 |
| Subtotal (Monetary Cost) | \$0 | \$0 | \$0 | \$38,809 | \$5,669 | \$44,478 |
| Quality of Life | \$0 | \$0 | \$0 | \$95,591 | \$0 | \$95,591 |
| Total (Comprehensive Cost) | \$0 | \$0 | \$0 | \$134,401 | \$5,669 | \$140,069 |

| Costs of Motorcycle Crashes in Hillsdale County (2015 dollars) | | | | | | |
|--|-------|----------------|-----------------|--------------|----------------------|-------------|
| | Fatal | Serious Injury | Moderate Injury | Minor Injury | Property Damage Only | Total |
| Medical Care | \$0 | \$167,111 | \$54,220 | \$88,934 | \$692 | \$310,958 |
| Future Earnings (Lost Wages) | \$0 | \$244,910 | \$91,438 | \$144,880 | \$1,273 | \$482,502 |
| Public Services | \$0 | \$1,414 | \$1,036 | \$1,594 | \$343 | \$4,386 |
| Adjudication & Sanctioning | \$0 | \$38,008 | \$16,024 | \$24,710 | \$928 | \$79,670 |
| Property Damage & Loss | \$0 | \$39,423 | \$47,036 | \$75,768 | \$17,135 | \$179,362 |
| Subtotal (Monetary Cost) | \$0 | \$490,867 | \$209,754 | \$335,886 | \$20,370 | \$1,056,877 |
| Quality of Life | \$0 | \$1,552,679 | \$503,103 | \$806,285 | \$5,229 | \$2,867,296 |
| Total (Comprehensive Cost) | \$0 | \$2,043,546 | \$712,857 | \$1,142,171 | \$25,599 | \$3,924,173 |

Motorcycle Crash Casualties



Motorcycle Crash Costs

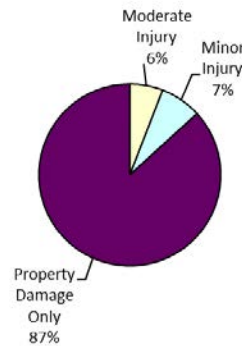


Hillsdale County

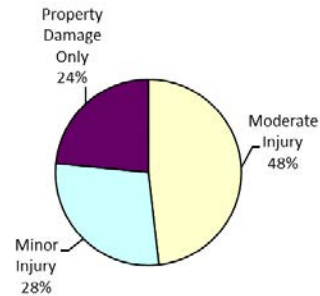
Medium/Large Truck Crashes

| Crash Casualty Severity | Crash Casualties | Crash Costs |
|--------------------------------|------------------|-------------|
| Fatal | 0 | \$0 |
| Serious Injury | 0 | \$0 |
| Moderate Injury | 4 | \$1,100,124 |
| Minor Injury | 5 | \$647,520 |
| Property Damage Only | 59 | \$535,130 |
| Total | 68 | \$2,282,774 |
| Average cost of crash casualty | \$33,570 | |

Crash Casualties



Crash Costs



| Costs of Medium/Large Truck Crashes in Hillsdale County (2015 dollars) | | | | | | |
|--|------------|----------------|--------------------|------------------|----------------------|--------------------|
| | Fatal | Serious Injury | Moderate Injury | Minor Injury | Property Damage Only | Total |
| Medical Care | \$0 | \$0 | \$71,220 | \$40,825 | \$22,066 | \$134,111 |
| Future Earnings (Lost Wages) | \$0 | \$0 | \$204,176 | \$108,940 | \$161,070 | \$474,186 |
| Public Services | \$0 | \$0 | \$704 | \$965 | \$2,773 | \$4,442 |
| Adjudication & Sanctioning | \$0 | \$0 | \$27,568 | \$14,995 | \$18,349 | \$60,912 |
| Property Damage & Loss | \$0 | \$0 | \$37,280 | \$33,545 | \$200,541 | \$271,366 |
| Subtotal (Monetary Cost) | \$0 | \$0 | \$340,948 | \$199,270 | \$404,799 | \$945,017 |
| Quality of Life | \$0 | \$0 | \$759,176 | \$448,250 | \$130,331 | \$1,337,757 |
| Total (Comprehensive Cost) | \$0 | \$0 | \$1,100,124 | \$647,520 | \$535,130 | \$2,282,774 |

Houghton County Traffic Crashes and Crime

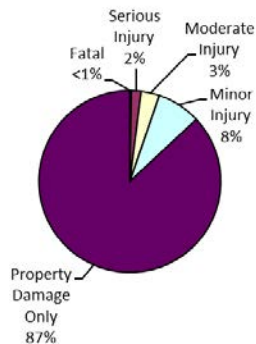
| Traffic Crash Casualty Severity | Traffic Crash Casualties | Traffic Crash Costs |
|--|--------------------------|---------------------|
| Fatal | 4 | \$35,501,566 |
| Serious Injury | 26 | \$12,672,136 |
| Moderate Injury | 49 | \$6,612,219 |
| Minor Injury | 117 | \$7,862,436 |
| Property Damage Only | 1,305 | \$5,673,412 |
| Total | 1,501 | \$68,321,768 |
| Average cost of traffic crash casualty | | \$45,518 |

| Index Crime Category | Number of Index Crimes | Index Crime Costs |
|-----------------------------|------------------------|-------------------|
| Murder | 1 | \$7,288,808 |
| Rape | 21 | \$8,415,583 |
| Aggravated Assault | 14 | \$440,030 |
| Robbery | 2 | \$68,358 |
| Larceny | 289 | \$1,181,690 |
| Burglary | 60 | \$267,556 |
| Motor Vehicle Theft | 11 | \$100,495 |
| Total | 398 | \$17,762,520 |
| Average cost of index crime | | \$44,629 |

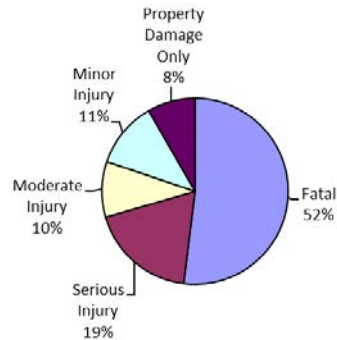
| Costs of Traffic Crashes in Houghton County (2015 dollars) | | | | | | |
|--|---------------------|---------------------|--------------------|--------------------|----------------------|---------------------|
| | Fatal | Serious Injury | Moderate Injury | Minor Injury | Property Damage Only | Total |
| Medical Care | \$47,723 | \$684,640 | \$308,480 | \$671,517 | \$339,603 | \$2,051,963 |
| Future Earnings (Lost Wages) | \$4,814,936 | \$1,045,403 | \$569,567 | \$1,012,388 | \$388,690 | \$7,830,984 |
| Public Services | \$3,600 | \$4,528 | \$3,752 | \$6,783 | \$28,588 | \$47,251 |
| Adjudication & Sanctioning | \$425,025 | \$221,999 | \$82,354 | \$131,338 | \$23,082 | \$883,798 |
| Property Damage & Loss | \$92,611 | \$166,137 | \$191,434 | \$448,311 | \$3,523,190 | \$4,421,683 |
| Subtotal (Monetary Cost) | \$5,383,895 | \$2,122,705 | \$1,155,588 | \$2,270,337 | \$4,303,154 | \$15,235,679 |
| Quality of Life | \$30,117,670 | \$10,549,430 | \$5,456,631 | \$5,592,099 | \$1,370,258 | \$53,086,089 |
| Total (Comprehensive Cost) | \$35,501,566 | \$12,672,136 | \$6,612,219 | \$7,862,436 | \$5,673,412 | \$68,321,768 |

| Costs of Index Crimes in Houghton County (2015 dollars) | | | | | | | | |
|---|--------------------|--------------------|--------------------|-----------------|--------------------|------------------|---------------------|---------------------|
| | Murder | Rape | Aggravated Assault | Robbery | Larceny | Burglary | Motor Vehicle Theft | Total |
| Medical Care | \$27,738 | \$188,632 | \$21,668 | \$3,069 | \$0 | \$0 | \$0 | \$241,107 |
| Future Earnings (Lost Wages) | \$918,569 | \$117,697 | \$15,315 | \$3,163 | \$7,586 | \$1,983 | \$1,091 | \$1,065,404 |
| Public Services | \$2,846 | \$16,554 | \$4,680 | \$808 | \$127,441 | \$26,924 | \$2,956 | \$182,209 |
| Adjudication & Sanctioning | \$394,370 | \$517,128 | \$165,762 | \$11,286 | \$588,577 | \$46,575 | \$19,515 | \$1,743,214 |
| Property Damage and Loss | \$175 | \$3,290 | \$978 | \$2,281 | \$269,916 | \$153,505 | \$70,499 | \$500,643 |
| Subtotal (Monetary Cost) | \$1,343,697 | \$843,301 | \$208,404 | \$20,607 | \$993,520 | \$228,987 | \$94,062 | \$3,732,577 |
| Quality of Life | \$5,945,111 | \$7,572,282 | \$231,626 | \$47,752 | \$188,171 | \$38,569 | \$6,433 | \$14,029,943 |
| Total (Comprehensive Costs) | \$7,288,808 | \$8,415,583 | \$440,030 | \$68,358 | \$1,181,690 | \$267,556 | \$100,495 | \$17,762,520 |

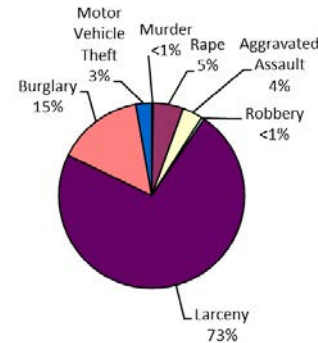
Traffic Crash Casualties



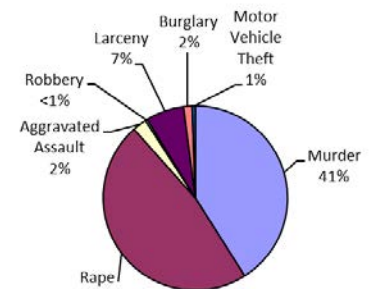
Traffic Crash Costs



Index Crimes



Index Crime Costs



Houghton County Alcohol-Involved Crashes

| Crash Casualty Severity | Crash Casualties | Crash Costs |
|--------------------------------|------------------|---------------------|
| Fatal | 2 | \$17,750,783 |
| Serious Injury | 2 | \$1,169,515 |
| Moderate Injury | 10 | \$1,704,901 |
| Minor Injury | 6 | \$516,447 |
| Property Damage Only | 21 | \$96,146 |
| Total | 41 | \$21,237,792 |
| Average cost of crash casualty | | \$517,995 |

Crash Casualties



Crash Costs

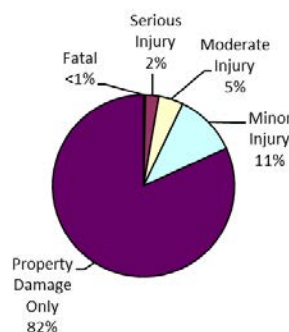


| Costs of Alcohol-Involved Crashes in Houghton County (2015 dollars) | | | | | | |
|---|---------------------|--------------------|--------------------|------------------|----------------------|---------------------|
| | Fatal | Serious Injury | Moderate Injury | Minor Injury | Property Damage Only | Total |
| Medical Care | \$23,861 | \$109,460 | \$138,204 | \$63,390 | \$6,440 | \$341,356 |
| Future Earnings (Lost Wages) | \$2,407,468 | \$169,446 | \$255,844 | \$95,368 | \$7,173 | \$2,935,299 |
| Public Services | \$1,800 | \$778 | \$1,735 | \$659 | \$609 | \$5,582 |
| Adjudication & Sanctioning | \$212,513 | \$25,791 | \$35,062 | \$13,045 | \$1,008 | \$287,418 |
| Property Damage & Loss | \$46,305 | \$22,579 | \$74,475 | \$37,599 | \$57,547 | \$238,506 |
| Subtotal (Monetary Cost) | \$2,691,948 | \$328,054 | \$505,320 | \$210,062 | \$72,776 | \$3,808,160 |
| Quality of Life | \$15,058,835 | \$841,461 | \$1,199,581 | \$306,385 | \$23,370 | \$17,429,632 |
| Total (Comprehensive Cost) | \$17,750,783 | \$1,169,515 | \$1,704,901 | \$516,447 | \$96,146 | \$21,237,792 |

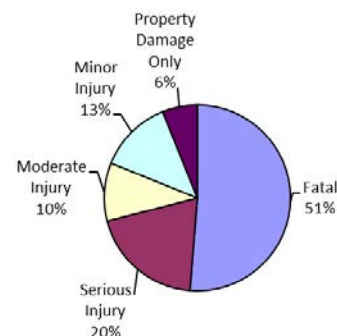
Houghton County Teen Driver Crashes

| Crash Casualty Severity | Crash Casualties | Crash Costs |
|--------------------------------|------------------|--------------|
| Fatal | 1 | \$8,875,391 |
| Serious Injury | 7 | \$3,411,729 |
| Moderate Injury | 13 | \$1,754,262 |
| Minor Injury | 33 | \$2,217,610 |
| Property Damage Only | 242 | \$1,052,081 |
| Total | 296 | \$17,311,074 |
| Average cost of crash casualty | | \$58,483 |

Crash Casualties



Crash Costs



| Costs of Teen Driver Crashes in Houghton County (2015 dollars) | | | | | | |
|--|--------------------|--------------------|--------------------|--------------------|----------------------|---------------------|
| | Fatal | Serious Injury | Moderate Injury | Minor Injury | Property Damage Only | Total |
| Medical Care | \$11,931 | \$184,326 | \$81,842 | \$189,402 | \$62,976 | \$530,477 |
| Future Earnings (Lost Wages) | \$1,203,734 | \$281,455 | \$151,110 | \$285,545 | \$72,079 | \$1,993,922 |
| Public Services | \$900 | \$1,219 | \$995 | \$1,913 | \$5,301 | \$10,329 |
| Adjudication & Sanctioning | \$106,256 | \$59,769 | \$21,849 | \$37,044 | \$4,280 | \$229,199 |
| Property Damage & Loss | \$23,153 | \$44,729 | \$50,789 | \$126,447 | \$653,343 | \$898,460 |
| Subtotal (Monetary Cost) | \$1,345,974 | \$571,498 | \$306,585 | \$640,351 | \$797,979 | \$3,662,387 |
| Quality of Life | \$7,529,418 | \$2,840,231 | \$1,447,678 | \$1,577,259 | \$254,101 | \$13,648,687 |
| Total (Comprehensive Cost) | \$8,875,391 | \$3,411,729 | \$1,754,262 | \$2,217,610 | \$1,052,081 | \$17,311,074 |

Houghton County Motorcycle Crashes

| Injury Severity | Motorcyclist Crash Victims | Motorcyclist Victim Costs |
|--------------------------------|-------------------------------|------------------------------|
| Fatal | 1 | \$8,815,923 |
| Serious Injury | 2 | \$1,021,773 |
| Moderate Injury | 3 | \$356,428 |
| Minor Injury | 3 | \$335,923 |
| Property Damage Only | 1 | \$3,986 |
| Total | 10 | \$10,534,034 |
| Average cost of crash casualty | | \$1,053,403 |

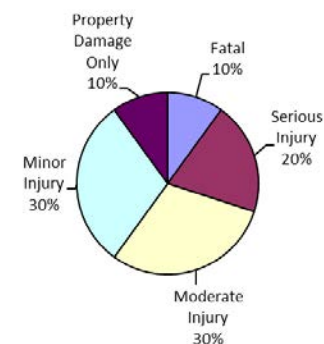
| Injury Severity | Non-motorcyclist Crash Victims | Non-motorcyclist Victim Costs |
|--------------------------------|-----------------------------------|----------------------------------|
| Fatal | 0 | \$0 |
| Serious Injury | 0 | \$0 |
| Moderate Injury | 0 | \$0 |
| Minor Injury | 0 | \$0 |
| Property Damage Only | 0 | \$0 |
| Total | 0 | \$0 |
| Average cost of crash casualty | | \$0 |

| Motorcyclist Victim Costs in Motorcycle Crashes in Houghton County (2015 dollars) | | | | | | |
|---|-------------|----------------|-----------------|--------------|----------------------|--------------|
| | Fatal | Serious Injury | Moderate Injury | Minor Injury | Property Damage Only | Total |
| Medical Care | \$11,931 | \$83,556 | \$27,110 | \$25,818 | \$138 | \$148,553 |
| Future Earnings (Lost Wages) | \$1,209,483 | \$122,455 | \$45,719 | \$42,525 | \$219 | \$1,420,401 |
| Public Services | \$788 | \$707 | \$518 | \$493 | \$60 | \$2,566 |
| Adjudication & Sanctioning | \$106,257 | \$19,004 | \$8,012 | \$7,488 | \$186 | \$140,947 |
| Property Damage & Loss | \$12,951 | \$19,712 | \$23,518 | \$22,701 | \$2,337 | \$81,219 |
| Subtotal (Monetary Cost) | \$1,341,410 | \$245,434 | \$104,877 | \$99,025 | \$2,940 | \$1,793,686 |
| Quality of Life | \$7,474,513 | \$776,339 | \$251,551 | \$236,898 | \$1,046 | \$8,740,348 |
| Total (Comprehensive Cost) | \$8,815,923 | \$1,021,773 | \$356,428 | \$335,923 | \$3,986 | \$10,534,034 |

| Non-motorcyclist Victim Costs in Motorcycle Crashes in Houghton County (2015 dollars) | | | | | | |
|---|-------|----------------|-----------------|--------------|----------------------|-------|
| | Fatal | Serious Injury | Moderate Injury | Minor Injury | Property Damage Only | Total |
| Medical Care | \$0 | \$0 | \$0 | \$0 | \$0 | \$0 |
| Future Earnings (Lost Wages) | \$0 | \$0 | \$0 | \$0 | \$0 | \$0 |
| Public Services | \$0 | \$0 | \$0 | \$0 | \$0 | \$0 |
| Adjudication & Sanctioning | \$0 | \$0 | \$0 | \$0 | \$0 | \$0 |
| Property Damage & Loss | \$0 | \$0 | \$0 | \$0 | \$0 | \$0 |
| Subtotal (Monetary Cost) | \$0 | \$0 | \$0 | \$0 | \$0 | \$0 |
| Quality of Life | \$0 | \$0 | \$0 | \$0 | \$0 | \$0 |
| Total (Comprehensive Cost) | \$0 | \$0 | \$0 | \$0 | \$0 | \$0 |

| Costs of Motorcycle Crashes in Houghton County (2015 dollars) | | | | | | |
|---|-------------|----------------|-----------------|--------------|----------------------|--------------|
| | Fatal | Serious Injury | Moderate Injury | Minor Injury | Property Damage Only | Total |
| Medical Care | \$11,931 | \$83,556 | \$27,110 | \$25,818 | \$138 | \$148,553 |
| Future Earnings (Lost Wages) | \$1,209,483 | \$122,455 | \$45,719 | \$42,525 | \$219 | \$1,420,401 |
| Public Services | \$788 | \$707 | \$518 | \$493 | \$60 | \$2,566 |
| Adjudication & Sanctioning | \$106,257 | \$19,004 | \$8,012 | \$7,488 | \$186 | \$140,947 |
| Property Damage & Loss | \$12,951 | \$19,712 | \$23,518 | \$22,701 | \$2,337 | \$81,219 |
| Subtotal (Monetary Cost) | \$1,341,410 | \$245,434 | \$104,877 | \$99,025 | \$2,940 | \$1,793,686 |
| Quality of Life | \$7,474,513 | \$776,339 | \$251,551 | \$236,898 | \$1,046 | \$8,740,348 |
| Total (Comprehensive Cost) | \$8,815,923 | \$1,021,773 | \$356,428 | \$335,923 | \$3,986 | \$10,534,034 |

Motorcycle Crash Casualties



Motorcycle Crash Costs

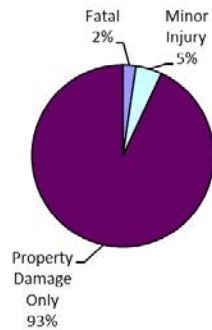


Houghton County

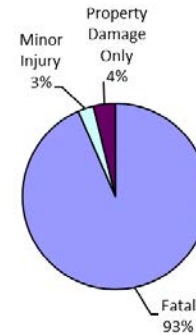
Medium/Large Truck Crashes

| Crash Casualty Severity | Crash Casualties | Crash Costs |
|--------------------------------|------------------|-------------|
| Fatal | 1 | \$8,883,936 |
| Serious Injury | 0 | \$0 |
| Moderate Injury | 0 | \$0 |
| Minor Injury | 2 | \$259,008 |
| Property Damage Only | 40 | \$362,800 |
| Total | 43 | \$9,505,744 |
| Average cost of crash casualty | | \$221,064 |

Crash Casualties



Crash Costs



| Costs of Medium/Large Truck Crashes in Houghton County (2015 dollars) | | | | | | |
|---|-------------|----------------|-----------------|--------------|----------------------|-------------|
| | Fatal | Serious Injury | Moderate Injury | Minor Injury | Property Damage Only | Total |
| Medical Care | \$11,931 | \$0 | \$0 | \$16,330 | \$14,960 | \$43,221 |
| Future Earnings (Lost Wages) | \$1,203,734 | \$0 | \$0 | \$43,576 | \$109,200 | \$1,356,510 |
| Public Services | \$900 | \$0 | \$0 | \$386 | \$1,880 | \$3,166 |
| Adjudication & Sanctioning | \$106,256 | \$0 | \$0 | \$5,998 | \$12,440 | \$124,694 |
| Property Damage & Loss | \$31,697 | \$0 | \$0 | \$13,418 | \$135,960 | \$181,075 |
| Subtotal (Monetary Cost) | \$1,354,518 | \$0 | \$0 | \$79,708 | \$274,440 | \$1,708,666 |
| Quality of Life | \$7,529,418 | \$0 | \$0 | \$179,300 | \$88,360 | \$7,797,078 |
| Total (Comprehensive Cost) | \$8,883,936 | \$0 | \$0 | \$259,008 | \$362,800 | \$9,505,744 |

Huron County

Traffic Crashes and Crime

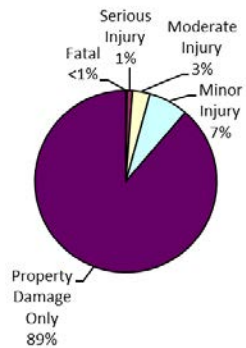
| Traffic Crash Casualty Severity | Traffic Crash Casualties | Traffic Crash Costs |
|--|--------------------------|---------------------|
| Fatal | 4 | \$35,501,566 |
| Serious Injury | 19 | \$9,260,407 |
| Moderate Injury | 61 | \$8,231,538 |
| Minor Injury | 138 | \$9,273,643 |
| Property Damage Only | 1,736 | \$7,547,159 |
| Total | 1,958 | \$69,814,312 |
| Average cost of traffic crash casualty | \$35,656 | |

| Index Crime Category | Number of Index Crimes | Index Crime Costs |
|-----------------------------|------------------------|-------------------|
| Murder | 0 | \$0 |
| Rape | 14 | \$5,610,389 |
| Aggravated Assault | 24 | \$754,337 |
| Robbery | 1 | \$34,179 |
| Larceny | 195 | \$797,334 |
| Burglary | 51 | \$227,423 |
| Motor Vehicle Theft | 8 | \$73,087 |
| Total | 293 | \$7,496,749 |
| Average cost of index crime | \$25,586 | |

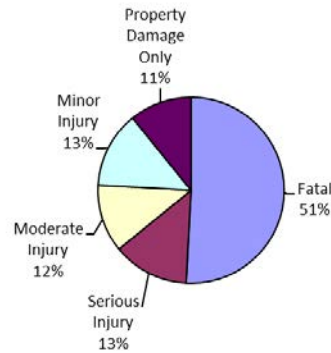
| Costs of Traffic Crashes in Huron County (2015 dollars) | | | | | | |
|---|---------------------|--------------------|--------------------|--------------------|----------------------|---------------------|
| | Fatal | Serious Injury | Moderate Injury | Minor Injury | Property Damage Only | Total |
| Medical Care | \$47,723 | \$500,314 | \$384,027 | \$792,046 | \$451,764 | \$2,175,873 |
| Future Earnings (Lost Wages) | \$4,814,936 | \$763,948 | \$709,053 | \$1,194,098 | \$517,062 | \$7,999,097 |
| Public Services | \$3,600 | \$3,309 | \$4,671 | \$8,000 | \$38,030 | \$57,610 |
| Adjudication & Sanctioning | \$425,025 | \$162,230 | \$102,523 | \$154,912 | \$30,705 | \$875,395 |
| Property Damage & Loss | \$92,611 | \$121,408 | \$238,316 | \$528,777 | \$4,686,788 | \$5,667,899 |
| Subtotal (Monetary Cost) | \$5,383,895 | \$1,551,208 | \$1,438,589 | \$2,677,833 | \$5,724,348 | \$16,775,874 |
| Quality of Life | \$30,117,670 | \$7,709,199 | \$6,792,949 | \$6,595,809 | \$1,822,811 | \$53,038,438 |
| Total (Comprehensive Cost) | \$35,501,566 | \$9,260,407 | \$8,231,538 | \$9,273,643 | \$7,547,159 | \$69,814,312 |

| Costs of Index Crimes in Huron County (2015 dollars) | | | | | | | | |
|--|------------|--------------------|--------------------|-----------------|------------------|------------------|---------------------|--------------------|
| | Murder | Rape | Aggravated Assault | Robbery | Larceny | Burglary | Motor Vehicle Theft | Total |
| Medical Care | \$0 | \$125,754 | \$37,146 | \$1,534 | \$0 | \$0 | \$0 | \$164,435 |
| Future Earnings (Lost Wages) | \$0 | \$78,465 | \$26,255 | \$1,581 | \$5,119 | \$1,686 | \$793 | \$113,898 |
| Public Services | \$0 | \$11,036 | \$8,023 | \$404 | \$85,990 | \$22,885 | \$2,150 | \$130,487 |
| Adjudication & Sanctioning | \$0 | \$344,752 | \$284,164 | \$5,643 | \$397,137 | \$39,589 | \$14,193 | \$1,085,478 |
| Property Damage and Loss | \$0 | \$2,193 | \$1,676 | \$1,141 | \$182,123 | \$130,480 | \$51,272 | \$368,885 |
| Subtotal (Monetary Cost) | \$0 | \$562,201 | \$357,264 | \$10,303 | \$670,368 | \$194,639 | \$68,408 | \$1,863,183 |
| Quality of Life | \$0 | \$5,048,188 | \$397,073 | \$23,876 | \$126,966 | \$32,784 | \$4,679 | \$5,633,566 |
| Total (Comprehensive Costs) | \$0 | \$5,610,389 | \$754,337 | \$34,179 | \$797,334 | \$227,423 | \$73,087 | \$7,496,749 |

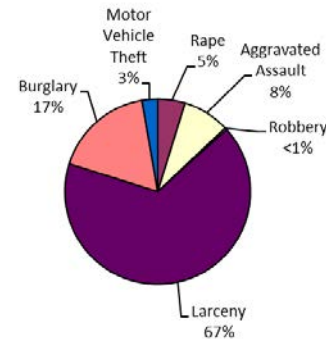
Traffic Crash Casualties



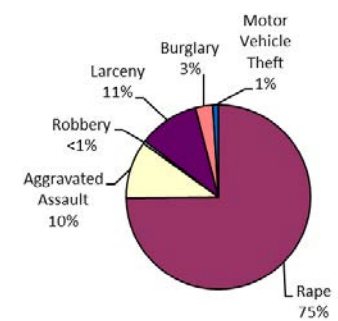
Traffic Crash Costs



Index Crimes



Index Crime Costs

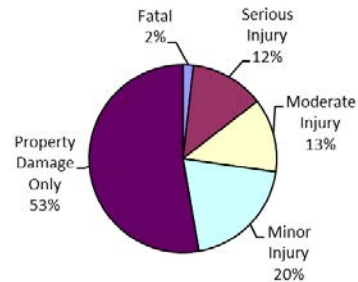


Huron County

Alcohol-Involved Crashes

| Crash Casualty Severity | Crash Casualties | Crash Costs |
|--------------------------------|------------------|--------------|
| Fatal | 1 | \$8,875,391 |
| Serious Injury | 7 | \$4,093,302 |
| Moderate Injury | 7 | \$1,193,431 |
| Minor Injury | 11 | \$946,819 |
| Property Damage Only | 29 | \$132,773 |
| Total | 55 | \$15,241,717 |
| Average cost of crash casualty | \$277,122 | |

Crash Casualties



Crash Costs

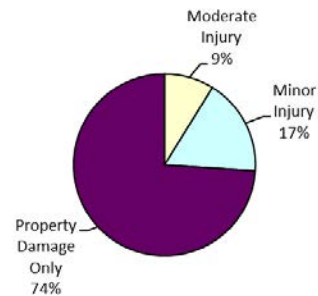


| Costs of Alcohol-Involved Crashes in Huron County (2015 dollars) | | | | | | |
|--|--------------------|--------------------|--------------------|------------------|----------------------|---------------------|
| | Fatal | Serious Injury | Moderate Injury | Minor Injury | Property Damage Only | Total |
| Medical Care | \$11,931 | \$383,109 | \$96,743 | \$116,215 | \$8,894 | \$616,891 |
| Future Earnings (Lost Wages) | \$1,203,734 | \$593,060 | \$179,091 | \$174,842 | \$9,905 | \$2,160,632 |
| Public Services | \$900 | \$2,724 | \$1,215 | \$1,209 | \$841 | \$6,888 |
| Adjudication & Sanctioning | \$106,256 | \$90,269 | \$24,543 | \$23,916 | \$1,391 | \$246,376 |
| Property Damage & Loss | \$23,153 | \$79,027 | \$52,133 | \$68,932 | \$79,470 | \$302,715 |
| Subtotal (Monetary Cost) | \$1,345,974 | \$1,148,190 | \$353,724 | \$385,113 | \$100,501 | \$3,333,502 |
| Quality of Life | \$7,529,418 | \$2,945,112 | \$839,707 | \$561,706 | \$32,272 | \$11,908,215 |
| Total (Comprehensive Cost) | \$8,875,391 | \$4,093,302 | \$1,193,431 | \$946,819 | \$132,773 | \$15,241,717 |

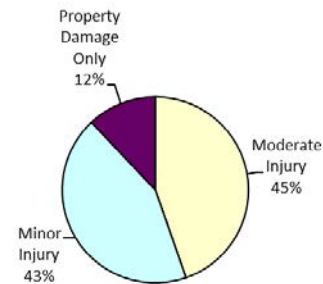
Huron County Teen Driver Crashes

| Crash Casualty Severity | Crash Casualties | Crash Costs |
|--------------------------------|------------------|-------------|
| Fatal | 0 | \$0 |
| Serious Injury | 0 | \$0 |
| Moderate Injury | 19 | \$2,563,922 |
| Minor Injury | 37 | \$2,486,411 |
| Property Damage Only | 159 | \$691,243 |
| Total | 215 | \$5,741,576 |
| Average cost of crash casualty | | \$26,705 |

Crash Casualties



Crash Costs



| Costs of Teen Driver Crashes in Huron County (2015 dollars) | | | | | | |
|---|------------|----------------|--------------------|--------------------|----------------------|--------------------|
| | Fatal | Serious Injury | Moderate Injury | Minor Injury | Property Damage Only | Total |
| Medical Care | \$0 | \$0 | \$119,615 | \$212,360 | \$41,377 | \$373,352 |
| Future Earnings (Lost Wages) | \$0 | \$0 | \$220,853 | \$320,157 | \$47,358 | \$588,367 |
| Public Services | \$0 | \$0 | \$1,455 | \$2,145 | \$3,483 | \$7,083 |
| Adjudication & Sanctioning | \$0 | \$0 | \$31,933 | \$41,534 | \$2,812 | \$76,280 |
| Property Damage & Loss | \$0 | \$0 | \$74,230 | \$141,773 | \$429,262 | \$645,265 |
| Subtotal (Monetary Cost) | \$0 | \$0 | \$448,085 | \$717,970 | \$524,292 | \$1,690,347 |
| Quality of Life | \$0 | \$0 | \$2,115,836 | \$1,768,442 | \$166,951 | \$4,051,229 |
| Total (Comprehensive Cost) | \$0 | \$0 | \$2,563,922 | \$2,486,411 | \$691,243 | \$5,741,576 |

Huron County Motorcycle Crashes

| Injury Severity | Motorcyclist Crash Victims | Motorcyclist Victim Costs |
|--------------------------------|-------------------------------|------------------------------|
| Fatal | 0 | \$0 |
| Serious Injury | 3 | \$1,532,660 |
| Moderate Injury | 8 | \$950,476 |
| Minor Injury | 5 | \$559,872 |
| Property Damage Only | 9 | \$35,874 |
| Total | 25 | \$3,078,882 |
| Average cost of crash casualty | \$123,155 | |

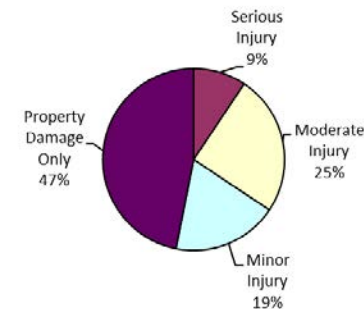
| Injury Severity | Non-motorcyclist Crash Victims | Non-motorcyclist Victim Costs |
|--------------------------------|-----------------------------------|----------------------------------|
| Fatal | 0 | \$0 |
| Serious Injury | 0 | \$0 |
| Moderate Injury | 0 | \$0 |
| Minor Injury | 1 | \$67,200 |
| Property Damage Only | 6 | \$17,007 |
| Total | 7 | \$84,207 |
| Average cost of crash casualty | \$12,030 | |

| Motorcyclist Victim Costs in Motorcycle Crashes in Huron County (2015 dollars) | | | | | | |
|--|-------|----------------|-----------------|--------------|----------------------|-------------|
| | Fatal | Serious Injury | Moderate Injury | Minor Injury | Property Damage Only | Total |
| Medical Care | \$0 | \$125,334 | \$72,294 | \$43,031 | \$1,245 | \$241,903 |
| Future Earnings (Lost Wages) | \$0 | \$183,683 | \$121,917 | \$70,875 | \$1,973 | \$378,448 |
| Public Services | \$0 | \$1,061 | \$1,381 | \$821 | \$542 | \$3,804 |
| Adjudication & Sanctioning | \$0 | \$28,506 | \$21,366 | \$12,480 | \$1,670 | \$64,022 |
| Property Damage & Loss | \$0 | \$29,568 | \$62,715 | \$37,836 | \$21,032 | \$151,150 |
| Subtotal (Monetary Cost) | \$0 | \$368,150 | \$279,672 | \$165,042 | \$26,462 | \$839,327 |
| Quality of Life | \$0 | \$1,164,509 | \$670,803 | \$394,830 | \$9,412 | \$2,239,555 |
| Total (Comprehensive Cost) | \$0 | \$1,532,660 | \$950,476 | \$559,872 | \$35,874 | \$3,078,882 |

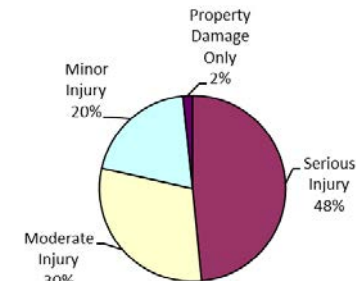
| Non-motorcyclist Victim Costs in Motorcycle Crashes in Huron County (2015 dollars) | | | | | | |
|--|-------|----------------|-----------------|--------------|----------------------|----------|
| | Fatal | Serious Injury | Moderate Injury | Minor Injury | Property Damage Only | Total |
| Medical Care | \$0 | \$0 | \$0 | \$5,739 | \$0 | \$5,739 |
| Future Earnings (Lost Wages) | \$0 | \$0 | \$0 | \$8,653 | \$531 | \$9,184 |
| Public Services | \$0 | \$0 | \$0 | \$58 | \$126 | \$184 |
| Adjudication & Sanctioning | \$0 | \$0 | \$0 | \$1,123 | \$0 | \$1,123 |
| Property Damage & Loss | \$0 | \$0 | \$0 | \$3,832 | \$16,350 | \$20,182 |
| Subtotal (Monetary Cost) | \$0 | \$0 | \$0 | \$19,405 | \$17,007 | \$36,411 |
| Quality of Life | \$0 | \$0 | \$0 | \$47,796 | \$0 | \$47,796 |
| Total (Comprehensive Cost) | \$0 | \$0 | \$0 | \$67,200 | \$17,007 | \$84,207 |

| Costs of Motorcycle Crashes in Huron County (2015 dollars) | | | | | | |
|--|-------|----------------|-----------------|--------------|----------------------|-------------|
| | Fatal | Serious Injury | Moderate Injury | Minor Injury | Property Damage Only | Total |
| Medical Care | \$0 | \$125,334 | \$72,294 | \$48,770 | \$1,245 | \$247,643 |
| Future Earnings (Lost Wages) | \$0 | \$183,683 | \$121,917 | \$79,528 | \$2,503 | \$387,631 |
| Public Services | \$0 | \$1,061 | \$1,381 | \$879 | \$667 | \$3,988 |
| Adjudication & Sanctioning | \$0 | \$28,506 | \$21,366 | \$13,603 | \$1,670 | \$65,145 |
| Property Damage & Loss | \$0 | \$29,568 | \$62,715 | \$41,667 | \$37,382 | \$171,332 |
| Subtotal (Monetary Cost) | \$0 | \$368,150 | \$279,672 | \$184,447 | \$43,469 | \$875,738 |
| Quality of Life | \$0 | \$1,164,509 | \$670,803 | \$442,626 | \$9,412 | \$2,287,350 |
| Total (Comprehensive Cost) | \$0 | \$1,532,660 | \$950,476 | \$627,073 | \$52,881 | \$3,163,089 |

Motorcycle Crash Casualties



Motorcycle Crash Costs

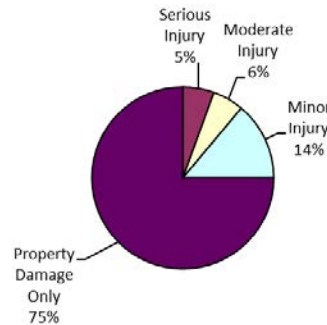


Huron County

Medium/Large Truck Crashes

| Crash Casualty Severity | Crash Casualties | Crash Costs |
|--------------------------------|------------------|-------------|
| Fatal | 0 | \$0 |
| Serious Injury | 2 | \$1,385,254 |
| Moderate Injury | 2 | \$550,062 |
| Minor Injury | 5 | \$647,520 |
| Property Damage Only | 27 | \$244,890 |
| Total | 36 | \$2,827,726 |
| Average cost of crash casualty | | \$78,548 |

Crash Casualties



Crash Costs



| Costs of Medium/Large Truck Crashes in Huron County (2015 dollars) | | | | | | |
|--|------------|--------------------|------------------|------------------|----------------------|--------------------|
| | Fatal | Serious Injury | Moderate Injury | Minor Injury | Property Damage Only | Total |
| Medical Care | \$0 | \$83,494 | \$35,610 | \$40,825 | \$10,098 | \$170,027 |
| Future Earnings (Lost Wages) | \$0 | \$238,468 | \$102,088 | \$108,940 | \$73,710 | \$523,206 |
| Public Services | \$0 | \$644 | \$352 | \$965 | \$1,269 | \$3,230 |
| Adjudication & Sanctioning | \$0 | \$32,232 | \$13,784 | \$14,995 | \$8,397 | \$69,408 |
| Property Damage & Loss | \$0 | \$25,110 | \$18,640 | \$33,545 | \$91,773 | \$169,068 |
| Subtotal (Monetary Cost) | \$0 | \$379,948 | \$170,474 | \$199,270 | \$185,247 | \$934,939 |
| Quality of Life | \$0 | \$1,005,306 | \$379,588 | \$448,250 | \$59,643 | \$1,892,787 |
| Total (Comprehensive Cost) | \$0 | \$1,385,254 | \$550,062 | \$647,520 | \$244,890 | \$2,827,726 |

Ingham County

Traffic Crashes and Crime

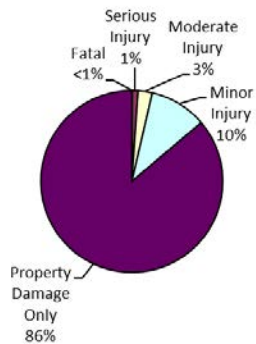
| Traffic Crash Casualty Severity | Traffic Crash Casualties | Traffic Crash Costs |
|--|--------------------------|---------------------|
| Fatal | 18 | \$159,757,045 |
| Serious Injury | 164 | \$79,931,933 |
| Moderate Injury | 417 | \$56,271,332 |
| Minor Injury | 1,682 | \$113,030,918 |
| Property Damage Only | 14,233 | \$61,877,141 |
| Total | 16,514 | \$470,868,370 |
| Average cost of traffic crash casualty | | \$28,513 |

| Index Crime Category | Number of Index Crimes | Index Crime Costs |
|-----------------------------|------------------------|-------------------|
| Murder | 12 | \$87,465,696 |
| Rape | 225 | \$90,166,961 |
| Aggravated Assault | 1,010 | \$31,745,019 |
| Robbery | 293 | \$10,014,508 |
| Larceny | 3,634 | \$14,859,039 |
| Burglary | 1,517 | \$6,764,713 |
| Motor Vehicle Theft | 548 | \$5,006,458 |
| Total | 7,239 | \$246,022,395 |
| Average cost of index crime | | \$33,986 |

| Costs of Traffic Crashes in Ingham County (2015 dollars) | | | | | | |
|--|----------------------|---------------------|---------------------|----------------------|----------------------|----------------------|
| | Fatal | Serious Injury | Moderate Injury | Minor Injury | Property Damage Only | Total |
| Medical Care | \$214,753 | \$4,318,496 | \$2,625,230 | \$9,653,776 | \$3,703,890 | \$20,516,145 |
| Future Earnings (Lost Wages) | \$21,667,213 | \$6,594,079 | \$4,847,132 | \$14,554,156 | \$4,239,251 | \$51,901,831 |
| Public Services | \$16,201 | \$28,559 | \$31,931 | \$97,508 | \$311,796 | \$485,995 |
| Adjudication & Sanctioning | \$1,912,614 | \$1,400,299 | \$700,853 | \$1,888,131 | \$251,740 | \$6,153,637 |
| Property Damage & Loss | \$416,747 | \$1,047,941 | \$1,629,144 | \$6,444,945 | \$38,425,724 | \$47,964,502 |
| Subtotal (Monetary Cost) | \$24,227,529 | \$13,389,373 | \$9,834,291 | \$32,638,516 | \$46,932,402 | \$127,022,110 |
| Quality of Life | \$135,529,517 | \$66,542,561 | \$46,437,041 | \$80,392,402 | \$14,944,738 | \$343,846,259 |
| Total (Comprehensive Cost) | \$159,757,045 | \$79,931,933 | \$56,271,332 | \$113,030,918 | \$61,877,141 | \$470,868,370 |

| Costs of Index Crimes in Ingham County (2015 dollars) | | | | | | | | |
|---|---------------------|---------------------|---------------------|---------------------|---------------------|--------------------|---------------------|----------------------|
| | Murder | Rape | Aggravated Assault | Robbery | Larceny | Burglary | Motor Vehicle Theft | Total |
| Medical Care | \$332,853 | \$2,021,054 | \$1,563,219 | \$449,563 | \$0 | \$0 | \$0 | \$4,366,689 |
| Future Earnings (Lost Wages) | \$11,022,828 | \$1,261,039 | \$1,104,891 | \$463,307 | \$95,388 | \$50,143 | \$54,341 | \$14,051,938 |
| Public Services | \$34,150 | \$177,363 | \$337,614 | \$118,407 | \$1,602,500 | \$680,717 | \$147,267 | \$3,098,017 |
| Adjudication & Sanctioning | \$4,732,442 | \$5,540,662 | \$11,958,576 | \$1,653,452 | \$7,400,996 | \$1,177,566 | \$972,226 | \$33,435,919 |
| Property Damage and Loss | \$2,095 | \$35,248 | \$70,546 | \$334,170 | \$3,394,024 | \$3,881,126 | \$3,512,146 | \$11,229,357 |
| Subtotal (Monetary Cost) | \$16,124,368 | \$9,035,366 | \$15,034,846 | \$3,018,900 | \$12,492,908 | \$5,789,552 | \$4,685,980 | \$66,181,920 |
| Quality of Life | \$71,341,329 | \$81,131,594 | \$16,710,173 | \$6,995,609 | \$2,366,131 | \$975,161 | \$320,478 | \$179,840,475 |
| Total (Comprehensive Costs) | \$87,465,696 | \$90,166,961 | \$31,745,019 | \$10,014,508 | \$14,859,039 | \$6,764,713 | \$5,006,458 | \$246,022,395 |

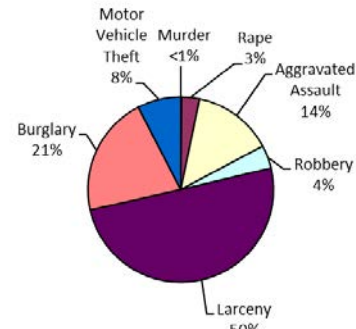
Traffic Crash Casualties



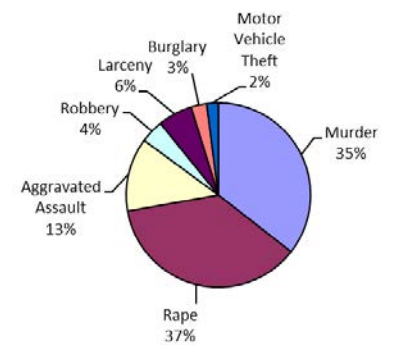
Traffic Crash Costs



Index Crimes



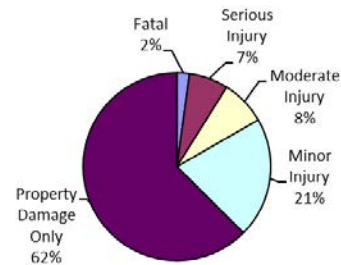
Index Crime Costs



Ingham County Alcohol-Involved Crashes

| Crash Casualty Severity | Crash Casualties | Crash Costs |
|--------------------------------|------------------|---------------------|
| Fatal | 8 | \$71,003,131 |
| Serious Injury | 25 | \$14,618,935 |
| Moderate Injury | 29 | \$4,944,214 |
| Minor Injury | 77 | \$6,627,735 |
| Property Damage Only | 232 | \$1,062,185 |
| Total | 371 | \$98,256,201 |
| Average cost of crash casualty | | \$264,842 |

Crash Casualties



Crash Costs



| Costs of Alcohol-Involved Crashes in Ingham County (2015 dollars) | | | | | | |
|---|---------------------|---------------------|--------------------|--------------------|----------------------|---------------------|
| | Fatal | Serious Injury | Moderate Injury | Minor Injury | Property Damage Only | Total |
| Medical Care | \$95,446 | \$1,368,247 | \$400,792 | \$813,505 | \$71,149 | \$2,749,139 |
| Future Earnings (Lost Wages) | \$9,629,872 | \$2,118,073 | \$741,947 | \$1,223,893 | \$79,242 | \$13,793,027 |
| Public Services | \$7,200 | \$9,727 | \$5,033 | \$8,460 | \$6,727 | \$37,147 |
| Adjudication & Sanctioning | \$850,051 | \$322,389 | \$101,679 | \$167,409 | \$11,132 | \$1,452,660 |
| Property Damage & Loss | \$185,221 | \$282,241 | \$215,978 | \$482,525 | \$635,757 | \$1,801,722 |
| Subtotal (Monetary Cost) | \$10,767,790 | \$4,100,677 | \$1,465,429 | \$2,695,792 | \$804,006 | \$19,833,695 |
| Quality of Life | \$60,235,341 | \$10,518,258 | \$3,478,785 | \$3,931,943 | \$258,179 | \$78,422,506 |
| Total (Comprehensive Cost) | \$71,003,131 | \$14,618,935 | \$4,944,214 | \$6,627,735 | \$1,062,185 | \$98,256,201 |

Ingham County Teen Driver Crashes

| Crash Casualty Severity | Crash Casualties | Crash Costs |
|--------------------------------|------------------|--------------|
| Fatal | 3 | \$26,626,174 |
| Serious Injury | 31 | \$15,109,085 |
| Moderate Injury | 70 | \$9,446,027 |
| Minor Injury | 297 | \$19,958,492 |
| Property Damage Only | 2,050 | \$8,912,256 |
| Total | 2,451 | \$80,052,034 |
| Average cost of crash casualty | | \$32,661 |

Crash Casualties



Crash Costs



| Costs of Teen Driver Crashes in Ingham County (2015 dollars) | | | | | | |
|--|---------------------|---------------------|--------------------|---------------------|----------------------|---------------------|
| | Fatal | Serious Injury | Moderate Injury | Minor Injury | Property Damage Only | Total |
| Medical Care | \$35,792 | \$816,301 | \$440,686 | \$1,704,620 | \$533,477 | \$3,530,877 |
| Future Earnings (Lost Wages) | \$3,611,202 | \$1,246,442 | \$813,667 | \$2,569,907 | \$610,586 | \$8,851,804 |
| Public Services | \$2,700 | \$5,398 | \$5,360 | \$17,217 | \$44,908 | \$75,585 |
| Adjudication & Sanctioning | \$318,769 | \$264,691 | \$117,649 | \$333,398 | \$36,259 | \$1,070,765 |
| Property Damage & Loss | \$69,458 | \$198,086 | \$273,477 | \$1,138,019 | \$5,534,514 | \$7,213,555 |
| Subtotal (Monetary Cost) | \$4,037,921 | \$2,530,918 | \$1,650,840 | \$5,763,162 | \$6,759,743 | \$20,742,585 |
| Quality of Life | \$22,588,253 | \$12,578,167 | \$7,795,187 | \$14,195,329 | \$2,152,513 | \$59,309,448 |
| Total (Comprehensive Cost) | \$26,626,174 | \$15,109,085 | \$9,446,027 | \$19,958,492 | \$8,912,256 | \$80,052,034 |

Ingham County Motorcycle Crashes

| Injury Severity | Motorcyclist Crash Victims | Motorcyclist Victim Costs |
|--------------------------------|-------------------------------|------------------------------|
| Fatal | 3 | \$26,447,770 |
| Serious Injury | 14 | \$7,152,411 |
| Moderate Injury | 26 | \$3,089,046 |
| Minor Injury | 14 | \$1,567,642 |
| Property Damage Only | 54 | \$215,246 |
| Total | 111 | \$38,472,115 |
| Average cost of crash casualty | | \$346,596 |

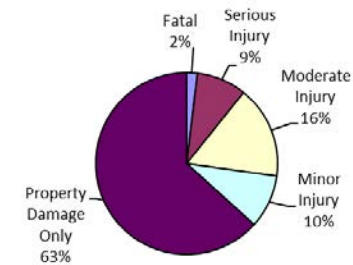
| Injury Severity | Non-motorcyclist Crash Victims | Non-motorcyclist Victim Costs |
|--------------------------------|-----------------------------------|----------------------------------|
| Fatal | 0 | \$0 |
| Serious Injury | 0 | \$0 |
| Moderate Injury | 0 | \$0 |
| Minor Injury | 1 | \$67,200 |
| Property Damage Only | 46 | \$130,383 |
| Total | 47 | \$197,584 |
| Average cost of crash casualty | | \$4,204 |

| Motorcyclist Victim Costs in Motorcycle Crashes in Ingham County (2015 dollars) | | | | | | |
|---|--------------|----------------|-----------------|--------------|----------------------|--------------|
| | Fatal | Serious Injury | Moderate Injury | Minor Injury | Property Damage Only | Total |
| Medical Care | \$35,792 | \$584,890 | \$234,955 | \$120,486 | \$7,471 | \$983,594 |
| Future Earnings (Lost Wages) | \$3,628,449 | \$857,187 | \$396,231 | \$198,449 | \$11,836 | \$5,092,152 |
| Public Services | \$2,365 | \$4,950 | \$4,487 | \$2,298 | \$3,250 | \$17,351 |
| Adjudication & Sanctioning | \$318,770 | \$133,027 | \$69,439 | \$34,945 | \$10,022 | \$566,203 |
| Property Damage & Loss | \$38,853 | \$137,982 | \$203,823 | \$105,940 | \$126,193 | \$612,791 |
| Subtotal (Monetary Cost) | \$4,024,230 | \$1,718,035 | \$908,935 | \$462,119 | \$158,772 | \$7,272,091 |
| Quality of Life | \$22,423,540 | \$5,434,376 | \$2,180,111 | \$1,105,524 | \$56,473 | \$31,200,024 |
| Total (Comprehensive Cost) | \$26,447,770 | \$7,152,411 | \$3,089,046 | \$1,567,642 | \$215,246 | \$38,472,115 |

| Non-motorcyclist Victim Costs in Motorcycle Crashes in Ingham County (2015 dollars) | | | | | | |
|---|-------|----------------|-----------------|--------------|----------------------|-----------|
| | Fatal | Serious Injury | Moderate Injury | Minor Injury | Property Damage Only | Total |
| Medical Care | \$0 | \$0 | \$0 | \$5,739 | \$0 | \$5,739 |
| Future Earnings (Lost Wages) | \$0 | \$0 | \$0 | \$8,653 | \$4,070 | \$12,722 |
| Public Services | \$0 | \$0 | \$0 | \$58 | \$964 | \$1,022 |
| Adjudication & Sanctioning | \$0 | \$0 | \$0 | \$1,123 | \$0 | \$1,123 |
| Property Damage & Loss | \$0 | \$0 | \$0 | \$3,832 | \$125,350 | \$129,182 |
| Subtotal (Monetary Cost) | \$0 | \$0 | \$0 | \$19,405 | \$130,383 | \$149,788 |
| Quality of Life | \$0 | \$0 | \$0 | \$47,796 | \$0 | \$47,796 |
| Total (Comprehensive Cost) | \$0 | \$0 | \$0 | \$67,200 | \$130,383 | \$197,584 |

| Costs of Motorcycle Crashes in Ingham County (2015 dollars) | | | | | | |
|---|--------------|----------------|-----------------|--------------|----------------------|--------------|
| | Fatal | Serious Injury | Moderate Injury | Minor Injury | Property Damage Only | Total |
| Medical Care | \$35,792 | \$584,890 | \$234,955 | \$126,225 | \$7,471 | \$989,334 |
| Future Earnings (Lost Wages) | \$3,628,449 | \$857,187 | \$396,231 | \$207,102 | \$15,906 | \$5,104,874 |
| Public Services | \$2,365 | \$4,950 | \$4,487 | \$2,356 | \$4,214 | \$18,373 |
| Adjudication & Sanctioning | \$318,770 | \$133,027 | \$69,439 | \$36,068 | \$10,022 | \$567,326 |
| Property Damage & Loss | \$38,853 | \$137,982 | \$203,823 | \$109,772 | \$251,543 | \$741,973 |
| Subtotal (Monetary Cost) | \$4,024,230 | \$1,718,035 | \$908,935 | \$481,523 | \$289,156 | \$7,421,879 |
| Quality of Life | \$22,423,540 | \$5,434,376 | \$2,180,111 | \$1,153,319 | \$56,473 | \$31,247,820 |
| Total (Comprehensive Cost) | \$26,447,770 | \$7,152,411 | \$3,089,046 | \$1,634,843 | \$345,629 | \$38,669,699 |

Motorcycle Crash Casualties



Motorcycle Crash Costs

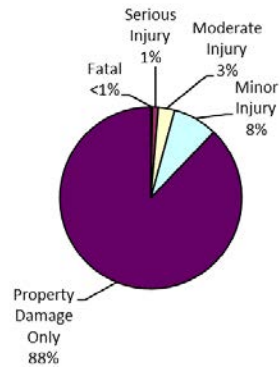


Ingham County

Medium/Large Truck Crashes

| Crash Casualty Severity | Crash Casualties | Crash Costs |
|--------------------------------|------------------|---------------------|
| Fatal | 1 | \$8,883,936 |
| Serious Injury | 4 | \$2,770,508 |
| Moderate Injury | 11 | \$3,025,341 |
| Minor Injury | 30 | \$3,885,120 |
| Property Damage Only | 332 | \$3,011,240 |
| Total | 378 | \$21,576,145 |
| Average cost of crash casualty | | \$57,080 |

Crash Casualties



Crash Costs



| Costs of Medium/Large Truck Crashes in Ingham County (2015 dollars) | | | | | | |
|---|--------------------|--------------------|--------------------|--------------------|----------------------|---------------------|
| | Fatal | Serious Injury | Moderate Injury | Minor Injury | Property Damage Only | Total |
| Medical Care | \$11,931 | \$166,988 | \$195,855 | \$244,950 | \$124,168 | \$743,892 |
| Future Earnings (Lost Wages) | \$1,203,734 | \$476,936 | \$561,484 | \$653,640 | \$906,360 | \$3,802,154 |
| Public Services | \$900 | \$1,288 | \$1,936 | \$5,790 | \$15,604 | \$25,518 |
| Adjudication & Sanctioning | \$106,256 | \$64,464 | \$75,812 | \$89,970 | \$103,252 | \$439,754 |
| Property Damage & Loss | \$31,697 | \$50,220 | \$102,520 | \$201,270 | \$1,128,468 | \$1,514,175 |
| Subtotal (Monetary Cost) | \$1,354,518 | \$759,896 | \$937,607 | \$1,195,620 | \$2,277,852 | \$6,525,493 |
| Quality of Life | \$7,529,418 | \$2,010,612 | \$2,087,734 | \$2,689,500 | \$733,388 | \$15,050,652 |
| Total (Comprehensive Cost) | \$8,883,936 | \$2,770,508 | \$3,025,341 | \$3,885,120 | \$3,011,240 | \$21,576,145 |

Ionia County

Traffic Crashes and Crime

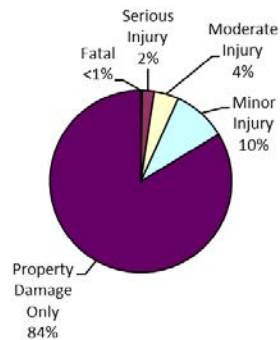
| Traffic Crash Casualty Severity | Traffic Crash Casualties | Traffic Crash Costs |
|--|--------------------------|---------------------|
| Fatal | 5 | \$44,376,957 |
| Serious Injury | 45 | \$21,932,543 |
| Moderate Injury | 93 | \$12,549,722 |
| Minor Injury | 203 | \$13,641,663 |
| Property Damage Only | 1,771 | \$7,699,320 |
| Total | 2,117 | \$100,200,203 |
| Average cost of traffic crash casualty | \$47,331 | |

| Index Crime Category | Number of Index Crimes | Index Crime Costs |
|-----------------------------|------------------------|-------------------|
| Murder | 0 | \$0 |
| Rape | 50 | \$20,037,102 |
| Aggravated Assault | 60 | \$1,885,843 |
| Robbery | 5 | \$170,896 |
| Larceny | 472 | \$1,929,958 |
| Burglary | 124 | \$552,950 |
| Motor Vehicle Theft | 38 | \$347,163 |
| Total | 749 | \$24,923,911 |
| Average cost of index crime | \$33,276 | |

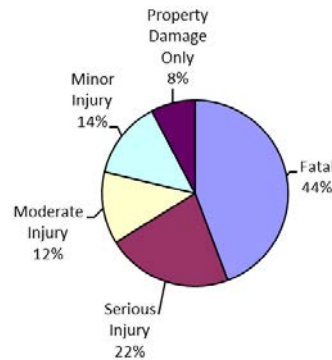
| Costs of Traffic Crashes in Ionia County (2015 dollars) | | | | | | |
|---|---------------------|---------------------|---------------------|---------------------|----------------------|----------------------|
| | Fatal | Serious Injury | Moderate Injury | Minor Injury | Property Damage Only | Total |
| Medical Care | \$59,654 | \$1,184,953 | \$585,483 | \$1,165,111 | \$460,872 | \$3,456,073 |
| Future Earnings (Lost Wages) | \$6,018,670 | \$1,809,351 | \$1,081,015 | \$1,756,536 | \$527,486 | \$11,193,059 |
| Public Services | \$4,500 | \$7,836 | \$7,121 | \$11,768 | \$38,797 | \$70,023 |
| Adjudication & Sanctioning | \$531,282 | \$384,228 | \$156,305 | \$227,878 | \$31,324 | \$1,331,017 |
| Property Damage & Loss | \$115,763 | \$287,545 | \$363,334 | \$777,838 | \$4,781,280 | \$6,325,760 |
| Subtotal (Monetary Cost) | \$6,729,869 | \$3,673,913 | \$2,193,259 | \$3,939,131 | \$5,839,759 | \$22,375,931 |
| Quality of Life | \$37,647,088 | \$18,258,629 | \$10,356,462 | \$9,702,531 | \$1,859,561 | \$77,824,272 |
| Total (Comprehensive Cost) | \$44,376,957 | \$21,932,543 | \$12,549,722 | \$13,641,663 | \$7,699,320 | \$100,200,203 |

| Costs of Index Crimes in Ionia County (2015 dollars) | | | | | | | | |
|--|------------|---------------------|--------------------|------------------|--------------------|------------------|---------------------|---------------------|
| | Murder | Rape | Aggravated Assault | Robbery | Larceny | Burglary | Motor Vehicle Theft | Total |
| Medical Care | \$0 | \$449,123 | \$92,864 | \$7,672 | \$0 | \$0 | \$0 | \$549,659 |
| Future Earnings (Lost Wages) | \$0 | \$280,231 | \$65,637 | \$7,906 | \$12,389 | \$4,099 | \$3,768 | \$374,031 |
| Public Services | \$0 | \$39,414 | \$20,056 | \$2,021 | \$208,140 | \$55,642 | \$10,212 | \$335,485 |
| Adjudication & Sanctioning | \$0 | \$1,231,258 | \$710,410 | \$28,216 | \$961,274 | \$96,255 | \$67,417 | \$3,094,830 |
| Property Damage and Loss | \$0 | \$7,833 | \$4,191 | \$5,703 | \$440,831 | \$317,244 | \$243,543 | \$1,019,345 |
| Subtotal (Monetary Cost) | \$0 | \$2,007,859 | \$893,159 | \$51,517 | \$1,622,634 | \$473,240 | \$324,940 | \$5,373,349 |
| Quality of Life | \$0 | \$18,029,243 | \$992,684 | \$119,379 | \$307,324 | \$79,710 | \$22,223 | \$19,550,562 |
| Total (Comprehensive Costs) | \$0 | \$20,037,102 | \$1,885,843 | \$170,896 | \$1,929,958 | \$552,950 | \$347,163 | \$24,923,911 |

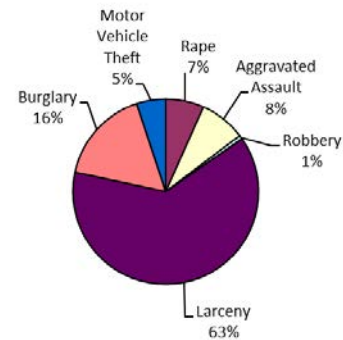
Traffic Crash Casualties



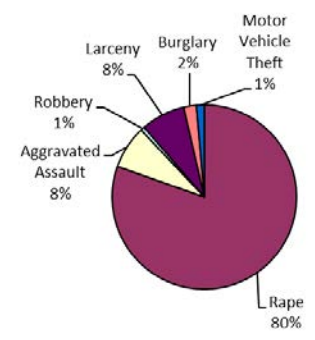
Traffic Crash Costs



Index Crimes



Index Crime Costs

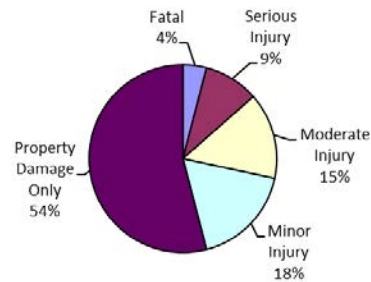


Ionia County

Alcohol-Involved Crashes

| Crash Casualty Severity | Crash Casualties | Crash Costs |
|--------------------------------|------------------|---------------------|
| Fatal | 3 | \$26,626,174 |
| Serious Injury | 7 | \$4,093,302 |
| Moderate Injury | 11 | \$1,875,391 |
| Minor Injury | 13 | \$1,118,968 |
| Property Damage Only | 40 | \$183,135 |
| Total | 74 | \$33,896,971 |
| Average cost of crash casualty | | \$458,067 |

Crash Casualties



Crash Costs

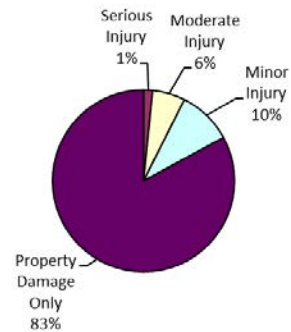


| Costs of Alcohol-Involved Crashes in Ionia County (2015 dollars) | | | | | | |
|--|---------------------|--------------------|--------------------|--------------------|----------------------|---------------------|
| | Fatal | Serious Injury | Moderate Injury | Minor Injury | Property Damage Only | Total |
| Medical Care | \$35,792 | \$383,109 | \$152,024 | \$137,345 | \$12,267 | \$720,538 |
| Future Earnings (Lost Wages) | \$3,611,202 | \$593,060 | \$281,428 | \$206,631 | \$13,662 | \$4,705,984 |
| Public Services | \$2,700 | \$2,724 | \$1,909 | \$1,428 | \$1,160 | \$9,921 |
| Adjudication & Sanctioning | \$318,769 | \$90,269 | \$38,568 | \$28,264 | \$1,919 | \$477,789 |
| Property Damage & Loss | \$69,458 | \$79,027 | \$81,923 | \$81,465 | \$109,613 | \$421,487 |
| Subtotal (Monetary Cost) | \$4,037,921 | \$1,148,190 | \$555,852 | \$455,134 | \$138,622 | \$6,335,719 |
| Quality of Life | \$22,588,253 | \$2,945,112 | \$1,319,539 | \$663,835 | \$44,514 | \$27,561,252 |
| Total (Comprehensive Cost) | \$26,626,174 | \$4,093,302 | \$1,875,391 | \$1,118,968 | \$183,135 | \$33,896,971 |

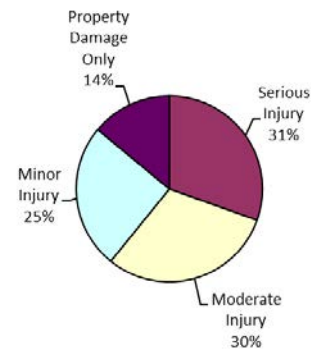
Ionia County Teen Driver Crashes

| Crash Casualty Severity | Crash Casualties | Crash Costs |
|--------------------------------|------------------|-------------|
| Fatal | 0 | \$0 |
| Serious Injury | 5 | \$2,436,949 |
| Moderate Injury | 18 | \$2,428,978 |
| Minor Injury | 30 | \$2,016,009 |
| Property Damage Only | 257 | \$1,117,293 |
| Total | 310 | \$7,999,229 |
| Average cost of crash casualty | | \$25,804 |

Crash Casualties



Crash Costs



| Costs of Teen Driver Crashes in Ionia County (2015 dollars) | | | | | | |
|---|------------|--------------------|--------------------|--------------------|----------------------|--------------------|
| | Fatal | Serious Injury | Moderate Injury | Minor Injury | Property Damage Only | Total |
| Medical Care | \$0 | \$131,661 | \$113,319 | \$172,184 | \$66,880 | \$484,044 |
| Future Earnings (Lost Wages) | \$0 | \$201,039 | \$209,229 | \$259,587 | \$76,547 | \$746,401 |
| Public Services | \$0 | \$871 | \$1,378 | \$1,739 | \$5,630 | \$9,618 |
| Adjudication & Sanctioning | \$0 | \$42,692 | \$30,253 | \$33,677 | \$4,546 | \$111,167 |
| Property Damage & Loss | \$0 | \$31,949 | \$70,323 | \$114,951 | \$693,839 | \$911,063 |
| Subtotal (Monetary Cost) | \$0 | \$408,213 | \$424,502 | \$582,138 | \$847,441 | \$2,262,293 |
| Quality of Life | \$0 | \$2,028,737 | \$2,004,477 | \$1,433,872 | \$269,852 | \$5,736,936 |
| Total (Comprehensive Cost) | \$0 | \$2,436,949 | \$2,428,978 | \$2,016,009 | \$1,117,293 | \$7,999,229 |

Ionia County Motorcycle Crashes

| Injury Severity | Motorcyclist Crash Victims | Motorcyclist Victim Costs |
|--------------------------------|-------------------------------|------------------------------|
| Fatal | 1 | \$8,815,923 |
| Serious Injury | 8 | \$4,087,092 |
| Moderate Injury | 7 | \$831,666 |
| Minor Injury | 10 | \$1,119,745 |
| Property Damage Only | 11 | \$43,846 |
| Total | 37 | \$14,898,272 |
| Average cost of crash casualty | \$402,656 | |

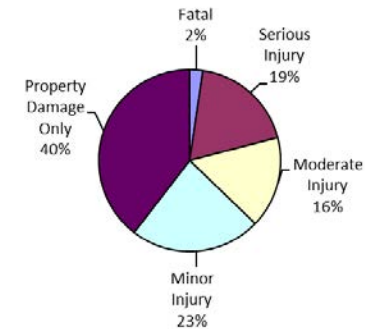
| Injury Severity | Non-motorcyclist Crash Victims | Non-motorcyclist Victim Costs |
|--------------------------------|-----------------------------------|----------------------------------|
| Fatal | 0 | \$0 |
| Serious Injury | 0 | \$0 |
| Moderate Injury | 0 | \$0 |
| Minor Injury | 0 | \$0 |
| Property Damage Only | 6 | \$17,007 |
| Total | 6 | \$17,007 |
| Average cost of crash casualty | \$2,834 | |

| Motorcyclist Victim Costs in Motorcycle Crashes in Ionia County (2015 dollars) | | | | | | |
|--|-------------|----------------|-----------------|--------------|----------------------|--------------|
| | Fatal | Serious Injury | Moderate Injury | Minor Injury | Property Damage Only | Total |
| Medical Care | \$11,931 | \$334,223 | \$63,257 | \$86,061 | \$1,522 | \$496,994 |
| Future Earnings (Lost Wages) | \$1,209,483 | \$489,821 | \$106,678 | \$141,750 | \$2,411 | \$1,950,142 |
| Public Services | \$788 | \$2,829 | \$1,208 | \$1,642 | \$662 | \$7,129 |
| Adjudication & Sanctioning | \$106,257 | \$76,015 | \$18,695 | \$24,961 | \$2,042 | \$227,970 |
| Property Damage & Loss | \$12,951 | \$78,847 | \$54,875 | \$75,671 | \$25,706 | \$248,051 |
| Subtotal (Monetary Cost) | \$1,341,410 | \$981,734 | \$244,713 | \$330,085 | \$32,342 | \$2,930,285 |
| Quality of Life | \$7,474,513 | \$3,105,358 | \$586,953 | \$789,660 | \$11,504 | \$11,967,988 |
| Total (Comprehensive Cost) | \$8,815,923 | \$4,087,092 | \$831,666 | \$1,119,745 | \$43,846 | \$14,898,272 |

| Non-motorcyclist Victim Costs in Motorcycle Crashes in Ionia County (2015 dollars) | | | | | | |
|--|-------|----------------|-----------------|--------------|----------------------|----------|
| | Fatal | Serious Injury | Moderate Injury | Minor Injury | Property Damage Only | Total |
| Medical Care | \$0 | \$0 | \$0 | \$0 | \$0 | \$0 |
| Future Earnings (Lost Wages) | \$0 | \$0 | \$0 | \$0 | \$531 | \$531 |
| Public Services | \$0 | \$0 | \$0 | \$0 | \$126 | \$126 |
| Adjudication & Sanctioning | \$0 | \$0 | \$0 | \$0 | \$0 | \$0 |
| Property Damage & Loss | \$0 | \$0 | \$0 | \$0 | \$16,350 | \$16,350 |
| Subtotal (Monetary Cost) | \$0 | \$0 | \$0 | \$0 | \$17,007 | \$17,007 |
| Quality of Life | \$0 | \$0 | \$0 | \$0 | \$0 | \$0 |
| Total (Comprehensive Cost) | \$0 | \$0 | \$0 | \$0 | \$17,007 | \$17,007 |

| Costs of Motorcycle Crashes in Ionia County (2015 dollars) | | | | | | |
|--|-------------|----------------|-----------------|--------------|----------------------|--------------|
| | Fatal | Serious Injury | Moderate Injury | Minor Injury | Property Damage Only | Total |
| Medical Care | \$11,931 | \$334,223 | \$63,257 | \$86,061 | \$1,522 | \$496,994 |
| Future Earnings (Lost Wages) | \$1,209,483 | \$489,821 | \$106,678 | \$141,750 | \$2,942 | \$1,950,673 |
| Public Services | \$788 | \$2,829 | \$1,208 | \$1,642 | \$788 | \$7,255 |
| Adjudication & Sanctioning | \$106,257 | \$76,015 | \$18,695 | \$24,961 | \$2,042 | \$227,970 |
| Property Damage & Loss | \$12,951 | \$78,847 | \$54,875 | \$75,671 | \$42,056 | \$264,401 |
| Subtotal (Monetary Cost) | \$1,341,410 | \$981,734 | \$244,713 | \$330,085 | \$49,349 | \$2,947,291 |
| Quality of Life | \$7,474,513 | \$3,105,358 | \$586,953 | \$789,660 | \$11,504 | \$11,967,988 |
| Total (Comprehensive Cost) | \$8,815,923 | \$4,087,092 | \$831,666 | \$1,119,745 | \$60,853 | \$14,915,279 |

Motorcycle Crash Casualties



Motorcycle Crash Costs

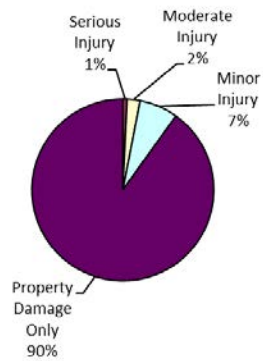


Ionia County

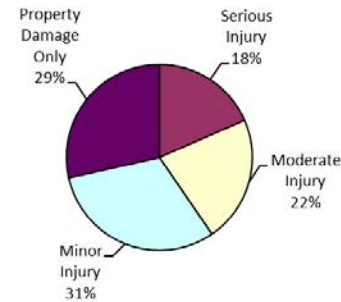
Medium/Large Truck Crashes

| Crash Casualty Severity | Crash Casualties | Crash Costs |
|--------------------------------|------------------|--------------------|
| Fatal | 0 | \$0 |
| Serious Injury | 1 | \$692,627 |
| Moderate Injury | 3 | \$825,093 |
| Minor Injury | 9 | \$1,165,536 |
| Property Damage Only | 118 | \$1,070,260 |
| Total | 131 | \$3,753,516 |
| Average cost of crash casualty | | \$28,653 |

Crash Casualties



Crash Costs



| Costs of Medium/Large Truck Crashes in Ionia County (2015 dollars) | | | | | | |
|--|------------|------------------|------------------|--------------------|----------------------|--------------------|
| | Fatal | Serious Injury | Moderate Injury | Minor Injury | Property Damage Only | Total |
| Medical Care | \$0 | \$41,747 | \$53,415 | \$73,485 | \$44,132 | \$212,779 |
| Future Earnings (Lost Wages) | \$0 | \$119,234 | \$153,132 | \$196,092 | \$322,140 | \$790,598 |
| Public Services | \$0 | \$322 | \$528 | \$1,737 | \$5,546 | \$8,133 |
| Adjudication & Sanctioning | \$0 | \$16,116 | \$20,676 | \$26,991 | \$36,698 | \$100,481 |
| Property Damage & Loss | \$0 | \$12,555 | \$27,960 | \$60,381 | \$401,082 | \$501,978 |
| Subtotal (Monetary Cost) | \$0 | \$189,974 | \$255,711 | \$358,686 | \$809,598 | \$1,613,969 |
| Quality of Life | \$0 | \$502,653 | \$569,382 | \$806,850 | \$260,662 | \$2,139,547 |
| Total (Comprehensive Cost) | \$0 | \$692,627 | \$825,093 | \$1,165,536 | \$1,070,260 | \$3,753,516 |

Iosco County

Traffic Crashes and Crime

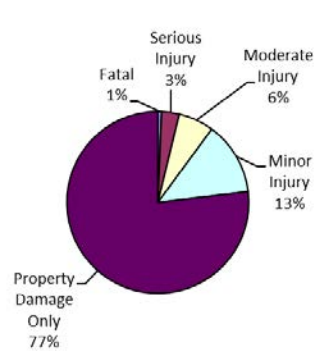
| Traffic Crash Casualty Severity | Traffic Crash Casualties | Traffic Crash Costs |
|--|--------------------------|---------------------|
| Fatal | 5 | \$44,376,957 |
| Serious Injury | 24 | \$11,697,356 |
| Moderate Injury | 48 | \$6,477,276 |
| Minor Injury | 99 | \$6,652,831 |
| Property Damage Only | 586 | \$2,547,601 |
| Total | 762 | \$71,752,020 |
| Average cost of traffic crash casualty | \$94,163 | |

| Index Crime Category | Number of Index Crimes | Index Crime Costs |
|-----------------------------|------------------------|-------------------|
| Murder | 0 | \$0 |
| Rape | 13 | \$5,209,647 |
| Aggravated Assault | 30 | \$942,921 |
| Robbery | 1 | \$34,179 |
| Larceny | 198 | \$809,601 |
| Burglary | 125 | \$557,409 |
| Motor Vehicle Theft | 17 | \$155,310 |
| Total | 384 | \$7,709,067 |
| Average cost of index crime | \$20,076 | |

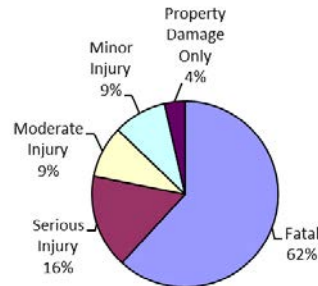
| Costs of Traffic Crashes in Iosco County (2015 dollars) | | | | | | |
|---|---------------------|---------------------|--------------------|--------------------|----------------------|---------------------|
| | Fatal | Serious Injury | Moderate Injury | Minor Injury | Property Damage Only | Total |
| Medical Care | \$59,654 | \$631,975 | \$302,185 | \$568,207 | \$152,496 | \$1,714,517 |
| Future Earnings (Lost Wages) | \$6,018,670 | \$964,987 | \$557,943 | \$856,636 | \$174,538 | \$8,572,775 |
| Public Services | \$4,500 | \$4,179 | \$3,676 | \$5,739 | \$12,837 | \$30,931 |
| Adjudication & Sanctioning | \$531,282 | \$204,922 | \$80,674 | \$111,133 | \$10,365 | \$938,374 |
| Property Damage & Loss | \$115,763 | \$153,357 | \$187,527 | \$379,340 | \$1,582,061 | \$2,418,049 |
| Subtotal (Monetary Cost) | \$6,729,869 | \$1,959,420 | \$1,132,005 | \$1,921,054 | \$1,932,297 | \$13,674,646 |
| Quality of Life | \$37,647,088 | \$9,737,936 | \$5,345,271 | \$4,731,776 | \$615,304 | \$58,077,375 |
| Total (Comprehensive Cost) | \$44,376,957 | \$11,697,356 | \$6,477,276 | \$6,652,831 | \$2,547,601 | \$71,752,020 |

| Costs of Index Crimes in Iosco County (2015 dollars) | | | | | | | | |
|--|------------|--------------------|--------------------|-----------------|------------------|------------------|---------------------|--------------------|
| | Murder | Rape | Aggravated Assault | Robbery | Larceny | Burglary | Motor Vehicle Theft | Total |
| Medical Care | \$0 | \$116,772 | \$46,432 | \$1,534 | \$0 | \$0 | \$0 | \$164,739 |
| Future Earnings (Lost Wages) | \$0 | \$72,860 | \$32,819 | \$1,581 | \$5,197 | \$4,132 | \$1,686 | \$118,275 |
| Public Services | \$0 | \$10,248 | \$10,028 | \$404 | \$87,313 | \$56,091 | \$4,568 | \$168,652 |
| Adjudication & Sanctioning | \$0 | \$320,127 | \$355,205 | \$5,643 | \$403,246 | \$97,031 | \$30,160 | \$1,211,413 |
| Property Damage and Loss | \$0 | \$2,037 | \$2,095 | \$1,141 | \$184,925 | \$319,803 | \$108,953 | \$618,953 |
| Subtotal (Monetary Cost) | \$0 | \$522,043 | \$446,580 | \$10,303 | \$680,681 | \$477,056 | \$145,368 | \$2,282,032 |
| Quality of Life | \$0 | \$4,687,603 | \$496,342 | \$23,876 | \$128,920 | \$80,353 | \$9,942 | \$5,427,035 |
| Total (Comprehensive Costs) | \$0 | \$5,209,647 | \$942,921 | \$34,179 | \$809,601 | \$557,409 | \$155,310 | \$7,709,067 |

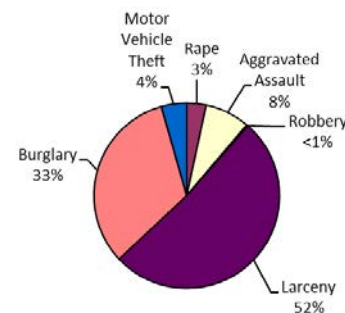
Traffic Crash Casualties



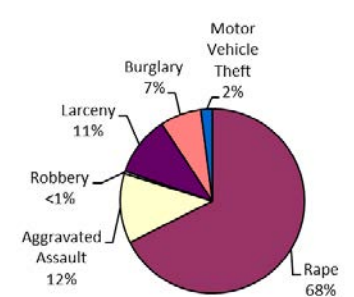
Traffic Crash Costs



Index Crimes



Index Crime Costs

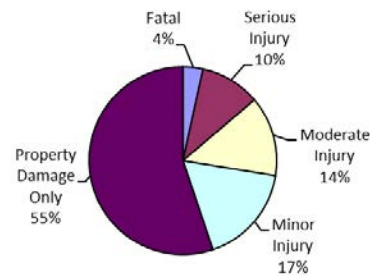


Iosco County

Alcohol-Involved Crashes

| Crash Casualty Severity | Crash Casualties | Crash Costs |
|--------------------------------|------------------|--------------|
| Fatal | 1 | \$8,875,391 |
| Serious Injury | 3 | \$1,754,272 |
| Moderate Injury | 4 | \$681,961 |
| Minor Injury | 5 | \$430,372 |
| Property Damage Only | 16 | \$73,254 |
| Total | 29 | \$11,815,251 |
| Average cost of crash casualty | \$407,422 | |

Crash Casualties



Crash Costs

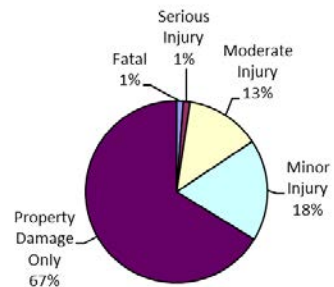


| Costs of Alcohol-Involved Crashes in Iosco County (2015 dollars) | | | | | | |
|--|--------------------|--------------------|------------------|------------------|----------------------|---------------------|
| | Fatal | Serious Injury | Moderate Injury | Minor Injury | Property Damage Only | Total |
| Medical Care | \$11,931 | \$164,190 | \$55,282 | \$52,825 | \$4,907 | \$289,134 |
| Future Earnings (Lost Wages) | \$1,203,734 | \$254,169 | \$102,338 | \$79,474 | \$5,465 | \$1,645,179 |
| Public Services | \$900 | \$1,167 | \$694 | \$549 | \$464 | \$3,775 |
| Adjudication & Sanctioning | \$106,256 | \$38,687 | \$14,025 | \$10,871 | \$768 | \$170,606 |
| Property Damage & Loss | \$23,153 | \$33,869 | \$29,790 | \$31,333 | \$43,845 | \$161,990 |
| Subtotal (Monetary Cost) | \$1,345,974 | \$492,081 | \$202,128 | \$175,051 | \$55,449 | \$2,270,683 |
| Quality of Life | \$7,529,418 | \$1,262,191 | \$479,832 | \$255,321 | \$17,805 | \$9,544,567 |
| Total (Comprehensive Cost) | \$8,875,391 | \$1,754,272 | \$681,961 | \$430,372 | \$73,254 | \$11,815,251 |

Iosco County Teen Driver Crashes

| Crash Casualty Severity | Crash Casualties | Crash Costs |
|--------------------------------|------------------|---------------------|
| Fatal | 1 | \$8,875,391 |
| Serious Injury | 1 | \$487,390 |
| Moderate Injury | 11 | \$1,484,376 |
| Minor Injury | 15 | \$1,008,005 |
| Property Damage Only | 55 | \$239,109 |
| Total | 83 | \$12,094,271 |
| Average cost of crash casualty | | \$145,714 |

Crash Casualties



Crash Costs



| Costs of Teen Driver Crashes in Iosco County (2015 dollars) | | | | | | |
|---|--------------------|------------------|--------------------|--------------------|----------------------|---------------------|
| | Fatal | Serious Injury | Moderate Injury | Minor Injury | Property Damage Only | Total |
| Medical Care | \$11,931 | \$26,332 | \$69,251 | \$86,092 | \$14,313 | \$207,918 |
| Future Earnings (Lost Wages) | \$1,203,734 | \$40,208 | \$127,862 | \$129,793 | \$16,382 | \$1,517,979 |
| Public Services | \$900 | \$174 | \$842 | \$870 | \$1,205 | \$3,991 |
| Adjudication & Sanctioning | \$106,256 | \$8,538 | \$18,488 | \$16,838 | \$973 | \$151,094 |
| Property Damage & Loss | \$23,153 | \$6,390 | \$42,975 | \$57,476 | \$148,487 | \$278,480 |
| Subtotal (Monetary Cost) | \$1,345,974 | \$81,643 | \$259,418 | \$291,069 | \$181,359 | \$2,159,462 |
| Quality of Life | \$7,529,418 | \$405,747 | \$1,224,958 | \$716,936 | \$57,750 | \$9,934,809 |
| Total (Comprehensive Cost) | \$8,875,391 | \$487,390 | \$1,484,376 | \$1,008,005 | \$239,109 | \$12,094,271 |

Iosco County Motorcycle Crashes

| Injury Severity | Motorcyclist Crash Victims | Motorcyclist Victim Costs |
|--------------------------------|-------------------------------|------------------------------|
| Fatal | 1 | \$8,815,923 |
| Serious Injury | 3 | \$1,532,660 |
| Moderate Injury | 2 | \$237,619 |
| Minor Injury | 1 | \$111,974 |
| Property Damage Only | 0 | \$0 |
| Total | 7 | \$10,698,176 |
| Average cost of crash casualty | \$1,528,311 | |

| Injury Severity | Non-motorcyclist Crash Victims | Non-motorcyclist Victim Costs |
|--------------------------------|-----------------------------------|----------------------------------|
| Fatal | 0 | \$0 |
| Serious Injury | 0 | \$0 |
| Moderate Injury | 0 | \$0 |
| Minor Injury | 0 | \$0 |
| Property Damage Only | 0 | \$0 |
| Total | 0 | \$0 |
| Average cost of crash casualty | \$0 | |

| Motorcyclist Victim Costs in Motorcycle Crashes in Iosco County (2015 dollars) | | | | | | |
|--|-------------|----------------|-----------------|--------------|----------------------|--------------|
| | Fatal | Serious Injury | Moderate Injury | Minor Injury | Property Damage Only | Total |
| Medical Care | \$11,931 | \$125,334 | \$18,073 | \$8,606 | \$0 | \$163,944 |
| Future Earnings (Lost Wages) | \$1,209,483 | \$183,683 | \$30,479 | \$14,175 | \$0 | \$1,437,820 |
| Public Services | \$788 | \$1,061 | \$345 | \$164 | \$0 | \$2,358 |
| Adjudication & Sanctioning | \$106,257 | \$28,506 | \$5,341 | \$2,496 | \$0 | \$142,600 |
| Property Damage & Loss | \$12,951 | \$29,568 | \$15,679 | \$7,567 | \$0 | \$65,765 |
| Subtotal (Monetary Cost) | \$1,341,410 | \$368,150 | \$69,918 | \$33,008 | \$0 | \$1,812,487 |
| Quality of Life | \$7,474,513 | \$1,164,509 | \$167,701 | \$78,966 | \$0 | \$8,885,689 |
| Total (Comprehensive Cost) | \$8,815,923 | \$1,532,660 | \$237,619 | \$111,974 | \$0 | \$10,698,176 |

| Non-motorcyclist Victim Costs in Motorcycle Crashes in Iosco County (2015 dollars) | | | | | | |
|--|-------|----------------|-----------------|--------------|----------------------|-------|
| | Fatal | Serious Injury | Moderate Injury | Minor Injury | Property Damage Only | Total |
| Medical Care | \$0 | \$0 | \$0 | \$0 | \$0 | \$0 |
| Future Earnings (Lost Wages) | \$0 | \$0 | \$0 | \$0 | \$0 | \$0 |
| Public Services | \$0 | \$0 | \$0 | \$0 | \$0 | \$0 |
| Adjudication & Sanctioning | \$0 | \$0 | \$0 | \$0 | \$0 | \$0 |
| Property Damage & Loss | \$0 | \$0 | \$0 | \$0 | \$0 | \$0 |
| Subtotal (Monetary Cost) | \$0 | \$0 | \$0 | \$0 | \$0 | \$0 |
| Quality of Life | \$0 | \$0 | \$0 | \$0 | \$0 | \$0 |
| Total (Comprehensive Cost) | \$0 | \$0 | \$0 | \$0 | \$0 | \$0 |

| Costs of Motorcycle Crashes in Iosco County (2015 dollars) | | | | | | |
|--|-------------|----------------|-----------------|--------------|----------------------|--------------|
| | Fatal | Serious Injury | Moderate Injury | Minor Injury | Property Damage Only | Total |
| Medical Care | \$11,931 | \$125,334 | \$18,073 | \$8,606 | \$0 | \$163,944 |
| Future Earnings (Lost Wages) | \$1,209,483 | \$183,683 | \$30,479 | \$14,175 | \$0 | \$1,437,820 |
| Public Services | \$788 | \$1,061 | \$345 | \$164 | \$0 | \$2,358 |
| Adjudication & Sanctioning | \$106,257 | \$28,506 | \$5,341 | \$2,496 | \$0 | \$142,600 |
| Property Damage & Loss | \$12,951 | \$29,568 | \$15,679 | \$7,567 | \$0 | \$65,765 |
| Subtotal (Monetary Cost) | \$1,341,410 | \$368,150 | \$69,918 | \$33,008 | \$0 | \$1,812,487 |
| Quality of Life | \$7,474,513 | \$1,164,509 | \$167,701 | \$78,966 | \$0 | \$8,885,689 |
| Total (Comprehensive Cost) | \$8,815,923 | \$1,532,660 | \$237,619 | \$111,974 | \$0 | \$10,698,176 |

Motorcycle Crash Casualties



Motorcycle Crash Costs

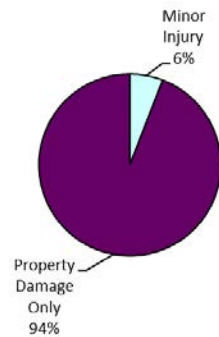


losco County

Medium/Large Truck Crashes

| Crash Casualty Severity | Crash Casualties | Crash Costs |
|--------------------------------|------------------|-------------|
| Fatal | 0 | \$0 |
| Serious Injury | 0 | \$0 |
| Moderate Injury | 0 | \$0 |
| Minor Injury | 1 | \$129,504 |
| Property Damage Only | 16 | \$145,120 |
| Total | 17 | \$274,624 |
| Average cost of crash casualty | \$16,154 | |

Crash Casualties



Crash Costs



| Costs of Medium/Large Truck Crashes in losco County (2015 dollars) | | | | | | |
|--|------------|----------------|-----------------|------------------|----------------------|------------------|
| | Fatal | Serious Injury | Moderate Injury | Minor Injury | Property Damage Only | Total |
| Medical Care | \$0 | \$0 | \$0 | \$8,165 | \$5,984 | \$14,149 |
| Future Earnings (Lost Wages) | \$0 | \$0 | \$0 | \$21,788 | \$43,680 | \$65,468 |
| Public Services | \$0 | \$0 | \$0 | \$193 | \$752 | \$945 |
| Adjudication & Sanctioning | \$0 | \$0 | \$0 | \$2,999 | \$4,976 | \$7,975 |
| Property Damage & Loss | \$0 | \$0 | \$0 | \$6,709 | \$54,384 | \$61,093 |
| Subtotal (Monetary Cost) | \$0 | \$0 | \$0 | \$39,854 | \$109,776 | \$149,630 |
| Quality of Life | \$0 | \$0 | \$0 | \$89,650 | \$35,344 | \$124,994 |
| Total (Comprehensive Cost) | \$0 | \$0 | \$0 | \$129,504 | \$145,120 | \$274,624 |

Iron County

Traffic Crashes and Crime

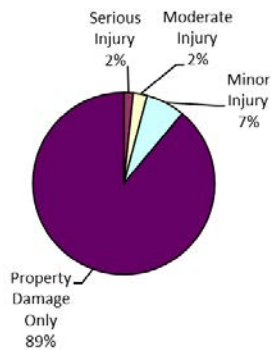
| Traffic Crash Casualty Severity | Traffic Crash Casualties | Traffic Crash Costs |
|--|--------------------------|---------------------|
| Fatal | 0 | \$0 |
| Serious Injury | 10 | \$4,873,898 |
| Moderate Injury | 15 | \$2,024,149 |
| Minor Injury | 42 | \$2,822,413 |
| Property Damage Only | 537 | \$2,334,576 |
| Total | 604 | \$12,055,036 |
| Average cost of traffic crash casualty | \$19,959 | |

| Index Crime Category | Number of Index Crimes | Index Crime Costs |
|-----------------------------|------------------------|-------------------|
| Murder | 2 | \$14,577,616 |
| Rape | 8 | \$3,205,936 |
| Aggravated Assault | 17 | \$534,322 |
| Robbery | 1 | \$34,179 |
| Larceny | 110 | \$449,778 |
| Burglary | 44 | \$196,208 |
| Motor Vehicle Theft | 8 | \$73,087 |
| Total | 190 | \$19,071,127 |
| Average cost of index crime | \$100,374 | |

| Costs of Traffic Crashes in Iron County (2015 dollars) | | | | | | |
|--|-------|----------------|-----------------|--------------|----------------------|--------------|
| | Fatal | Serious Injury | Moderate Injury | Minor Injury | Property Damage Only | Total |
| Medical Care | \$0 | \$263,323 | \$94,433 | \$241,057 | \$139,745 | \$738,558 |
| Future Earnings (Lost Wages) | \$0 | \$402,078 | \$174,357 | \$363,421 | \$159,944 | \$1,099,800 |
| Public Services | \$0 | \$1,741 | \$1,149 | \$2,435 | \$11,764 | \$17,089 |
| Adjudication & Sanctioning | \$0 | \$85,384 | \$25,211 | \$47,147 | \$9,498 | \$167,240 |
| Property Damage & Loss | \$0 | \$63,899 | \$58,602 | \$160,932 | \$1,449,773 | \$1,733,206 |
| Subtotal (Monetary Cost) | \$0 | \$816,425 | \$353,751 | \$814,993 | \$1,770,723 | \$3,755,892 |
| Quality of Life | \$0 | \$4,057,473 | \$1,670,397 | \$2,007,420 | \$563,853 | \$8,299,144 |
| Total (Comprehensive Cost) | \$0 | \$4,873,898 | \$2,024,149 | \$2,822,413 | \$2,334,576 | \$12,055,036 |

| Costs of Index Crimes in Iron County (2015 dollars) | | | | | | | | |
|---|--------------|-------------|--------------------|----------|-----------|-----------|---------------------|--------------|
| | Murder | Rape | Aggravated Assault | Robbery | Larceny | Burglary | Motor Vehicle Theft | Total |
| Medical Care | \$55,475 | \$71,860 | \$26,312 | \$1,534 | \$0 | \$0 | \$0 | \$155,181 |
| Future Earnings (Lost Wages) | \$1,837,138 | \$44,837 | \$18,597 | \$1,581 | \$2,887 | \$1,454 | \$793 | \$1,907,288 |
| Public Services | \$5,692 | \$6,306 | \$5,683 | \$404 | \$48,507 | \$19,744 | \$2,150 | \$88,486 |
| Adjudication & Sanctioning | \$788,740 | \$197,001 | \$201,283 | \$5,643 | \$224,026 | \$34,155 | \$14,193 | \$1,465,041 |
| Property Damage and Loss | \$349 | \$1,253 | \$1,187 | \$1,141 | \$102,736 | \$112,571 | \$51,272 | \$270,509 |
| Subtotal (Monetary Cost) | \$2,687,395 | \$321,257 | \$253,062 | \$10,303 | \$378,156 | \$167,924 | \$68,408 | \$3,886,506 |
| Quality of Life | \$11,890,221 | \$2,884,679 | \$281,260 | \$23,876 | \$71,622 | \$28,284 | \$4,679 | \$15,184,621 |
| Total (Comprehensive Costs) | \$14,577,616 | \$3,205,936 | \$534,322 | \$34,179 | \$449,778 | \$196,208 | \$73,087 | \$19,071,127 |

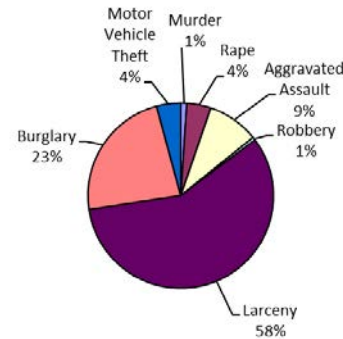
Traffic Crash Casualties



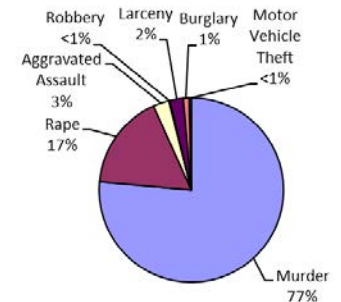
Traffic Crash Costs



Index Crimes



Index Crime Costs

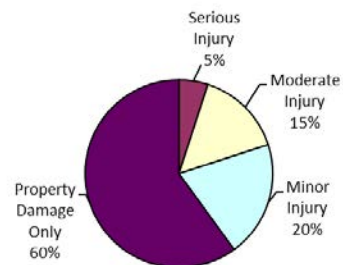


Iron County

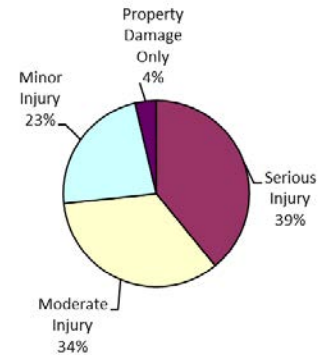
Alcohol-Involved Crashes

| Crash Casualty Severity | Crash Casualties | Crash Costs |
|--------------------------------|------------------|-------------|
| Fatal | 0 | \$0 |
| Serious Injury | 1 | \$584,757 |
| Moderate Injury | 3 | \$511,470 |
| Minor Injury | 4 | \$344,298 |
| Property Damage Only | 12 | \$54,941 |
| Total | 20 | \$1,495,466 |
| Average cost of crash casualty | \$74,773 | |

Crash Casualties



Crash Costs

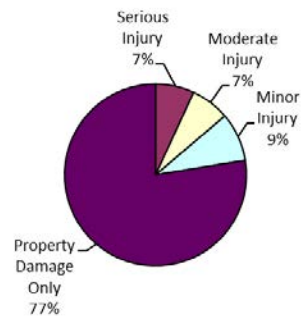


| Costs of Alcohol-Involved Crashes in Iron County (2015 dollars) | | | | | | |
|---|------------|------------------|------------------|------------------|----------------------|--------------------|
| | Fatal | Serious Injury | Moderate Injury | Minor Injury | Property Damage Only | Total |
| Medical Care | \$0 | \$54,730 | \$41,461 | \$42,260 | \$3,680 | \$142,131 |
| Future Earnings (Lost Wages) | \$0 | \$84,723 | \$76,753 | \$63,579 | \$4,099 | \$229,154 |
| Public Services | \$0 | \$389 | \$521 | \$439 | \$348 | \$1,697 |
| Adjudication & Sanctioning | \$0 | \$12,896 | \$10,519 | \$8,697 | \$576 | \$32,686 |
| Property Damage & Loss | \$0 | \$11,290 | \$22,343 | \$25,066 | \$32,884 | \$91,582 |
| Subtotal (Monetary Cost) | \$0 | \$164,027 | \$151,596 | \$140,041 | \$41,587 | \$497,251 |
| Quality of Life | \$0 | \$420,730 | \$359,874 | \$204,257 | \$13,354 | \$998,215 |
| Total (Comprehensive Cost) | \$0 | \$584,757 | \$511,470 | \$344,298 | \$54,941 | \$1,495,466 |

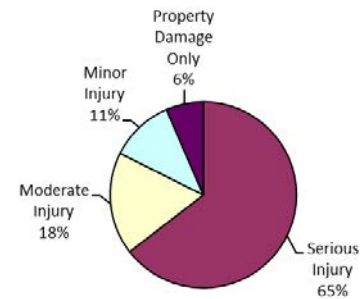
Iron County Teen Driver Crashes

| Crash Casualty Severity | Crash Casualties | Crash Costs |
|--------------------------------|------------------|-------------|
| Fatal | 0 | \$0 |
| Serious Injury | 4 | \$1,949,559 |
| Moderate Injury | 4 | \$539,773 |
| Minor Injury | 5 | \$336,002 |
| Property Damage Only | 45 | \$195,635 |
| Total | 58 | \$3,020,969 |
| Average cost of crash casualty | | \$52,086 |

Crash Casualties



Crash Costs



| Costs of Teen Driver Crashes in Iron County (2015 dollars) | | | | | | |
|--|------------|--------------------|------------------|------------------|----------------------|--------------------|
| | Fatal | Serious Injury | Moderate Injury | Minor Injury | Property Damage Only | Total |
| Medical Care | \$0 | \$105,329 | \$25,182 | \$28,697 | \$11,710 | \$170,919 |
| Future Earnings (Lost Wages) | \$0 | \$160,831 | \$46,495 | \$43,264 | \$13,403 | \$263,994 |
| Public Services | \$0 | \$697 | \$306 | \$290 | \$986 | \$2,279 |
| Adjudication & Sanctioning | \$0 | \$34,154 | \$6,723 | \$5,613 | \$796 | \$47,285 |
| Property Damage & Loss | \$0 | \$25,560 | \$15,627 | \$19,159 | \$121,489 | \$181,835 |
| Subtotal (Monetary Cost) | \$0 | \$326,570 | \$94,334 | \$97,023 | \$148,385 | \$666,311 |
| Quality of Life | \$0 | \$1,622,989 | \$445,439 | \$238,979 | \$47,250 | \$2,354,657 |
| Total (Comprehensive Cost) | \$0 | \$1,949,559 | \$539,773 | \$336,002 | \$195,635 | \$3,020,969 |

Iron County Motorcycle Crashes

| Injury Severity | Motorcyclist Crash Victims | Motorcyclist Victim Costs |
|--------------------------------|-------------------------------|------------------------------|
| Fatal | 0 | \$0 |
| Serious Injury | 2 | \$1,021,773 |
| Moderate Injury | 0 | \$0 |
| Minor Injury | 0 | \$0 |
| Property Damage Only | 2 | \$7,972 |
| Total | 4 | \$1,029,745 |
| Average cost of crash casualty | \$257,436 | |

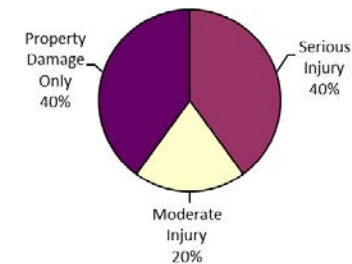
| Injury Severity | Non-motorcyclist Crash Victims | Non-motorcyclist Victim Costs |
|--------------------------------|-----------------------------------|----------------------------------|
| Fatal | 0 | \$0 |
| Serious Injury | 0 | \$0 |
| Moderate Injury | 1 | \$134,943 |
| Minor Injury | 0 | \$0 |
| Property Damage Only | 0 | \$0 |
| Total | 1 | \$134,943 |
| Average cost of crash casualty | \$134,943 | |

| Motorcyclist Victim Costs in Motorcycle Crashes in Iron County (2015 dollars) | | | | | | |
|---|-------|----------------|-----------------|--------------|----------------------|-------------|
| | Fatal | Serious Injury | Moderate Injury | Minor Injury | Property Damage Only | Total |
| Medical Care | \$0 | \$83,556 | \$0 | \$0 | \$277 | \$83,832 |
| Future Earnings (Lost Wages) | \$0 | \$122,455 | \$0 | \$0 | \$438 | \$122,894 |
| Public Services | \$0 | \$707 | \$0 | \$0 | \$120 | \$828 |
| Adjudication & Sanctioning | \$0 | \$19,004 | \$0 | \$0 | \$371 | \$19,375 |
| Property Damage & Loss | \$0 | \$19,712 | \$0 | \$0 | \$4,674 | \$24,386 |
| Subtotal (Monetary Cost) | \$0 | \$245,434 | \$0 | \$0 | \$5,880 | \$251,314 |
| Quality of Life | \$0 | \$776,339 | \$0 | \$0 | \$2,092 | \$778,431 |
| Total (Comprehensive Cost) | \$0 | \$1,021,773 | \$0 | \$0 | \$7,972 | \$1,029,745 |

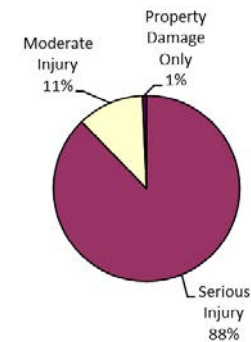
| Non-motorcyclist Victim Costs in Motorcycle Crashes in Iron County (2015 dollars) | | | | | | |
|---|-------|----------------|-----------------|--------------|----------------------|-----------|
| | Fatal | Serious Injury | Moderate Injury | Minor Injury | Property Damage Only | Total |
| Medical Care | \$0 | \$0 | \$6,296 | \$0 | \$0 | \$6,296 |
| Future Earnings (Lost Wages) | \$0 | \$0 | \$11,624 | \$0 | \$0 | \$11,624 |
| Public Services | \$0 | \$0 | \$77 | \$0 | \$0 | \$77 |
| Adjudication & Sanctioning | \$0 | \$0 | \$1,681 | \$0 | \$0 | \$1,681 |
| Property Damage & Loss | \$0 | \$0 | \$3,907 | \$0 | \$0 | \$3,907 |
| Subtotal (Monetary Cost) | \$0 | \$0 | \$23,583 | \$0 | \$0 | \$23,583 |
| Quality of Life | \$0 | \$0 | \$111,360 | \$0 | \$0 | \$111,360 |
| Total (Comprehensive Cost) | \$0 | \$0 | \$134,943 | \$0 | \$0 | \$134,943 |

| Costs of Motorcycle Crashes in Iron County (2015 dollars) | | | | | | |
|---|-------|----------------|-----------------|--------------|----------------------|-------------|
| | Fatal | Serious Injury | Moderate Injury | Minor Injury | Property Damage Only | Total |
| Medical Care | \$0 | \$83,556 | \$6,296 | \$0 | \$277 | \$90,128 |
| Future Earnings (Lost Wages) | \$0 | \$122,455 | \$11,624 | \$0 | \$438 | \$134,517 |
| Public Services | \$0 | \$707 | \$77 | \$0 | \$120 | \$904 |
| Adjudication & Sanctioning | \$0 | \$19,004 | \$1,681 | \$0 | \$371 | \$21,056 |
| Property Damage & Loss | \$0 | \$19,712 | \$3,907 | \$0 | \$4,674 | \$28,292 |
| Subtotal (Monetary Cost) | \$0 | \$245,434 | \$23,583 | \$0 | \$5,880 | \$274,897 |
| Quality of Life | \$0 | \$776,339 | \$111,360 | \$0 | \$2,092 | \$889,791 |
| Total (Comprehensive Cost) | \$0 | \$1,021,773 | \$134,943 | \$0 | \$7,972 | \$1,164,688 |

Motorcycle Crash Casualties



Motorcycle Crash Costs

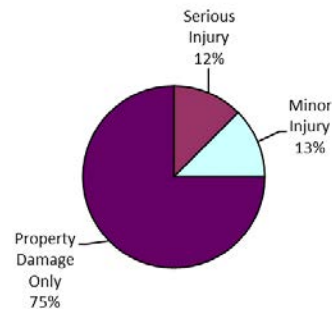


Iron County

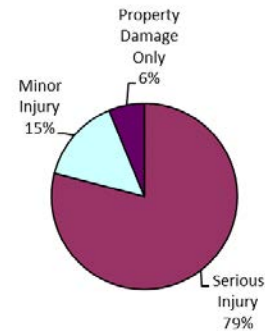
Medium/Large Truck Crashes

| Crash Casualty Severity | Crash Casualties | Crash Costs |
|--------------------------------|------------------|-------------|
| Fatal | 0 | \$0 |
| Serious Injury | 1 | \$692,627 |
| Moderate Injury | 0 | \$0 |
| Minor Injury | 1 | \$129,504 |
| Property Damage Only | 6 | \$54,420 |
| Total | 8 | \$876,551 |
| Average cost of crash casualty | \$109,569 | |

Crash Casualties



Crash Costs



| Costs of Medium/Large Truck Crashes in Iron County (2015 dollars) | | | | | | |
|---|-------|----------------|-----------------|--------------|----------------------|-----------|
| | Fatal | Serious Injury | Moderate Injury | Minor Injury | Property Damage Only | Total |
| Medical Care | \$0 | \$41,747 | \$0 | \$8,165 | \$2,244 | \$52,156 |
| Future Earnings (Lost Wages) | \$0 | \$119,234 | \$0 | \$21,788 | \$16,380 | \$157,402 |
| Public Services | \$0 | \$322 | \$0 | \$193 | \$282 | \$797 |
| Adjudication & Sanctioning | \$0 | \$16,116 | \$0 | \$2,999 | \$1,866 | \$20,981 |
| Property Damage & Loss | \$0 | \$12,555 | \$0 | \$6,709 | \$20,394 | \$39,658 |
| Subtotal (Monetary Cost) | \$0 | \$189,974 | \$0 | \$39,854 | \$41,166 | \$270,994 |
| Quality of Life | \$0 | \$502,653 | \$0 | \$89,650 | \$13,254 | \$605,557 |
| Total (Comprehensive Cost) | \$0 | \$692,627 | \$0 | \$129,504 | \$54,420 | \$876,551 |

Isabella County

Traffic Crashes and Crime

| Traffic Crash Casualty Severity | Traffic Crash Casualties | Traffic Crash Costs |
|--|--------------------------|---------------------|
| Fatal | 16 | \$142,006,262 |
| Serious Injury | 49 | \$23,882,102 |
| Moderate Injury | 184 | \$24,829,557 |
| Minor Injury | 308 | \$20,697,695 |
| Property Damage Only | 3,840 | \$16,694,177 |
| Total | 4,397 | \$228,109,793 |
| Average cost of traffic crash casualty | \$51,879 | |

| Index Crime Category | Number of Index Crimes | Index Crime Costs |
|-----------------------------|------------------------|-------------------|
| Murder | 1 | \$7,288,808 |
| Rape | 40 | \$16,029,682 |
| Aggravated Assault | 70 | \$2,200,150 |
| Robbery | 12 | \$410,151 |
| Larceny | 512 | \$2,093,513 |
| Burglary | 156 | \$695,646 |
| Motor Vehicle Theft | 34 | \$310,620 |
| Total | 825 | \$29,028,570 |
| Average cost of index crime | \$35,186 | |

| Costs of Traffic Crashes in Isabella County (2015 dollars) | | | | | | |
|--|----------------------|---------------------|---------------------|---------------------|----------------------|----------------------|
| | Fatal | Serious Injury | Moderate Injury | Minor Injury | Property Damage Only | Total |
| Medical Care | \$190,892 | \$1,290,282 | \$1,158,375 | \$1,767,754 | \$999,293 | \$5,406,597 |
| Future Earnings (Lost Wages) | \$19,259,745 | \$1,970,182 | \$2,138,782 | \$2,665,089 | \$1,143,731 | \$27,177,530 |
| Public Services | \$14,401 | \$8,533 | \$14,090 | \$17,855 | \$84,121 | \$138,999 |
| Adjudication & Sanctioning | \$1,700,101 | \$418,382 | \$309,249 | \$345,746 | \$67,918 | \$2,841,397 |
| Property Damage & Loss | \$370,442 | \$313,104 | \$718,855 | \$1,180,168 | \$10,367,089 | \$12,949,659 |
| Subtotal (Monetary Cost) | \$21,535,581 | \$4,000,483 | \$4,339,351 | \$5,976,613 | \$12,662,153 | \$48,514,182 |
| Quality of Life | \$120,470,681 | \$19,881,619 | \$20,490,205 | \$14,721,082 | \$4,032,024 | \$179,595,611 |
| Total (Comprehensive Cost) | \$142,006,262 | \$23,882,102 | \$24,829,557 | \$20,697,695 | \$16,694,177 | \$228,109,793 |

| Costs of Index Crimes in Isabella County (2015 dollars) | | | | | | | | |
|---|--------------------|---------------------|--------------------|------------------|--------------------|------------------|---------------------|---------------------|
| | Murder | Rape | Aggravated Assault | Robbery | Larceny | Burglary | Motor Vehicle Theft | Total |
| Medical Care | \$27,738 | \$359,299 | \$108,342 | \$18,412 | \$0 | \$0 | \$0 | \$513,790 |
| Future Earnings (Lost Wages) | \$918,569 | \$224,185 | \$76,577 | \$18,975 | \$13,439 | \$5,156 | \$3,372 | \$1,260,273 |
| Public Services | \$2,846 | \$31,531 | \$23,399 | \$4,849 | \$225,779 | \$70,001 | \$9,137 | \$367,542 |
| Adjudication & Sanctioning | \$394,370 | \$985,006 | \$828,812 | \$67,718 | \$1,042,738 | \$121,094 | \$60,321 | \$3,500,060 |
| Property Damage and Loss | \$175 | \$6,266 | \$4,889 | \$13,686 | \$478,189 | \$399,114 | \$217,907 | \$1,120,227 |
| Subtotal (Monetary Cost) | \$1,343,697 | \$1,606,287 | \$1,042,019 | \$123,641 | \$1,760,146 | \$595,366 | \$290,736 | \$6,761,892 |
| Quality of Life | \$5,945,111 | \$14,423,395 | \$1,158,131 | \$286,510 | \$333,368 | \$100,280 | \$19,884 | \$22,266,677 |
| Total (Comprehensive Costs) | \$7,288,808 | \$16,029,682 | \$2,200,150 | \$410,151 | \$2,093,513 | \$695,646 | \$310,620 | \$29,028,570 |

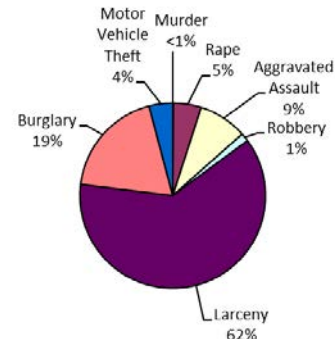
Traffic Crash Casualties



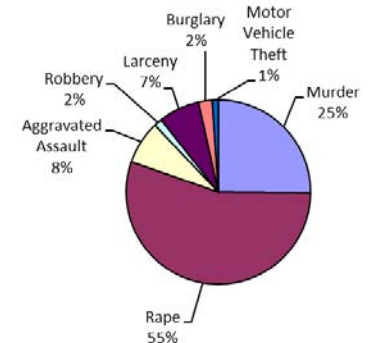
Traffic Crash Costs



Index Crimes



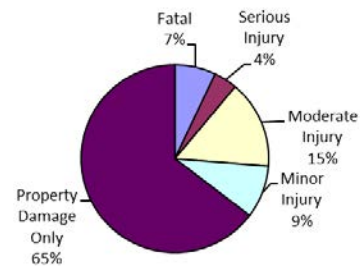
Index Crime Costs



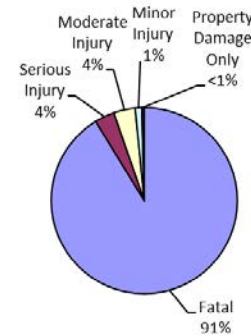
Isabella County Alcohol-Involved Crashes

| Crash Casualty Severity | Crash Casualties | Crash Costs |
|--------------------------------|------------------|--------------|
| Fatal | 7 | \$62,127,740 |
| Serious Injury | 4 | \$2,339,030 |
| Moderate Injury | 15 | \$2,557,352 |
| Minor Injury | 9 | \$774,670 |
| Property Damage Only | 64 | \$293,017 |
| Total | 99 | \$68,091,808 |
| Average cost of crash casualty | \$687,796 | |

Crash Casualties



Crash Costs

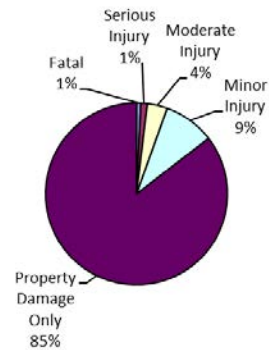


| Costs of Alcohol-Involved Crashes in Isabella County (2015 dollars) | | | | | | |
|---|---------------------|--------------------|--------------------|------------------|----------------------|---------------------|
| | Fatal | Serious Injury | Moderate Injury | Minor Injury | Property Damage Only | Total |
| Medical Care | \$83,515 | \$218,920 | \$207,306 | \$95,085 | \$19,627 | \$624,453 |
| Future Earnings (Lost Wages) | \$8,426,138 | \$338,892 | \$383,766 | \$143,052 | \$21,860 | \$9,313,708 |
| Public Services | \$6,300 | \$1,556 | \$2,603 | \$989 | \$1,856 | \$13,304 |
| Adjudication & Sanctioning | \$743,794 | \$51,582 | \$52,593 | \$19,567 | \$3,071 | \$870,607 |
| Property Damage & Loss | \$162,068 | \$45,159 | \$111,713 | \$56,399 | \$175,381 | \$550,720 |
| Subtotal (Monetary Cost) | \$9,421,817 | \$656,108 | \$757,981 | \$315,093 | \$221,795 | \$11,372,793 |
| Quality of Life | \$52,705,923 | \$1,682,921 | \$1,799,371 | \$459,578 | \$71,222 | \$56,719,015 |
| Total (Comprehensive Cost) | \$62,127,740 | \$2,339,030 | \$2,557,352 | \$774,670 | \$293,017 | \$68,091,808 |

Isabella County Teen Driver Crashes

| Crash Casualty Severity | Crash Casualties | Crash Costs |
|--------------------------------|------------------|--------------|
| Fatal | 6 | \$53,252,348 |
| Serious Injury | 9 | \$4,386,509 |
| Moderate Injury | 28 | \$3,778,411 |
| Minor Injury | 71 | \$4,771,222 |
| Property Damage Only | 669 | \$2,908,439 |
| Total | 783 | \$69,096,928 |
| Average cost of crash casualty | \$88,246 | |

Crash Casualties



Crash Costs



| Costs of Teen Driver Crashes in Isabella County (2015 dollars) | | | | | | |
|--|--------------|----------------|-----------------|--------------|----------------------|--------------|
| | Fatal | Serious Injury | Moderate Injury | Minor Injury | Property Damage Only | Total |
| Medical Care | \$71,584 | \$236,991 | \$176,274 | \$407,502 | \$174,096 | \$1,066,447 |
| Future Earnings (Lost Wages) | \$7,222,404 | \$361,870 | \$325,467 | \$614,355 | \$199,259 | \$8,723,356 |
| Public Services | \$5,400 | \$1,567 | \$2,144 | \$4,116 | \$14,655 | \$27,883 |
| Adjudication & Sanctioning | \$637,538 | \$76,846 | \$47,060 | \$79,701 | \$11,833 | \$852,977 |
| Property Damage & Loss | \$138,916 | \$57,509 | \$109,391 | \$272,052 | \$1,806,141 | \$2,384,009 |
| Subtotal (Monetary Cost) | \$8,075,843 | \$734,783 | \$660,336 | \$1,377,726 | \$2,205,984 | \$13,054,672 |
| Quality of Life | \$45,176,506 | \$3,651,726 | \$3,118,075 | \$3,393,496 | \$702,454 | \$56,042,256 |
| Total (Comprehensive Cost) | \$53,252,348 | \$4,386,509 | \$3,778,411 | \$4,771,222 | \$2,908,439 | \$69,096,928 |

Isabella County Motorcycle Crashes

| Injury Severity | Motorcyclist Crash Victims | Motorcyclist Victim Costs |
|--------------------------------|-------------------------------|------------------------------|
| Fatal | 0 | \$0 |
| Serious Injury | 5 | \$2,554,433 |
| Moderate Injury | 9 | \$1,069,285 |
| Minor Injury | 7 | \$783,821 |
| Property Damage Only | 4 | \$15,944 |
| Total | 25 | \$4,423,483 |
| Average cost of crash casualty | \$176,939 | |

| Injury Severity | Non-motorcyclist Crash Victims | Non-motorcyclist Victim Costs |
|--------------------------------|-----------------------------------|----------------------------------|
| Fatal | 0 | \$0 |
| Serious Injury | 0 | \$0 |
| Moderate Injury | 1 | \$134,943 |
| Minor Injury | 2 | \$134,401 |
| Property Damage Only | 2 | \$5,669 |
| Total | 5 | \$275,013 |
| Average cost of crash casualty | \$55,003 | |

| Motorcyclist Victim Costs in Motorcycle Crashes in Isabella County (2015 dollars) | | | | | | |
|---|-------|----------------|-----------------|--------------|----------------------|-------------|
| | Fatal | Serious Injury | Moderate Injury | Minor Injury | Property Damage Only | Total |
| Medical Care | \$0 | \$208,889 | \$81,331 | \$60,243 | \$553 | \$351,016 |
| Future Earnings (Lost Wages) | \$0 | \$306,138 | \$137,157 | \$99,225 | \$877 | \$543,396 |
| Public Services | \$0 | \$1,768 | \$1,553 | \$1,149 | \$241 | \$4,711 |
| Adjudication & Sanctioning | \$0 | \$47,510 | \$24,037 | \$17,473 | \$742 | \$89,761 |
| Property Damage & Loss | \$0 | \$49,279 | \$70,554 | \$52,970 | \$9,348 | \$182,151 |
| Subtotal (Monetary Cost) | \$0 | \$613,584 | \$314,631 | \$231,059 | \$11,761 | \$1,171,036 |
| Quality of Life | \$0 | \$1,940,849 | \$754,654 | \$552,762 | \$4,183 | \$3,252,447 |
| Total (Comprehensive Cost) | \$0 | \$2,554,433 | \$1,069,285 | \$783,821 | \$15,944 | \$4,423,483 |

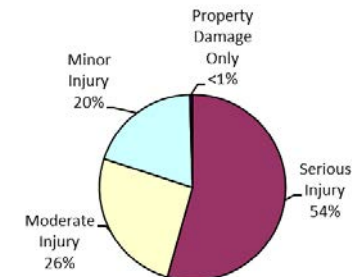
| Non-motorcyclist Victim Costs in Motorcycle Crashes in Isabella County (2015 dollars) | | | | | | |
|---|-------|----------------|-----------------|--------------|----------------------|-----------|
| | Fatal | Serious Injury | Moderate Injury | Minor Injury | Property Damage Only | Total |
| Medical Care | \$0 | \$0 | \$6,296 | \$11,479 | \$0 | \$17,774 |
| Future Earnings (Lost Wages) | \$0 | \$0 | \$11,624 | \$17,306 | \$177 | \$29,107 |
| Public Services | \$0 | \$0 | \$77 | \$116 | \$42 | \$234 |
| Adjudication & Sanctioning | \$0 | \$0 | \$1,681 | \$2,245 | \$0 | \$3,926 |
| Property Damage & Loss | \$0 | \$0 | \$3,907 | \$7,663 | \$5,450 | \$17,020 |
| Subtotal (Monetary Cost) | \$0 | \$0 | \$23,583 | \$38,809 | \$5,669 | \$68,061 |
| Quality of Life | \$0 | \$0 | \$111,360 | \$95,591 | \$0 | \$206,951 |
| Total (Comprehensive Cost) | \$0 | \$0 | \$134,943 | \$134,401 | \$5,669 | \$275,013 |

| Costs of Motorcycle Crashes in Isabella County (2015 dollars) | | | | | | |
|---|-------|----------------|-----------------|--------------|----------------------|-------------|
| | Fatal | Serious Injury | Moderate Injury | Minor Injury | Property Damage Only | Total |
| Medical Care | \$0 | \$208,889 | \$87,626 | \$71,722 | \$553 | \$368,791 |
| Future Earnings (Lost Wages) | \$0 | \$306,138 | \$148,781 | \$116,530 | \$1,054 | \$572,503 |
| Public Services | \$0 | \$1,768 | \$1,630 | \$1,265 | \$283 | \$4,946 |
| Adjudication & Sanctioning | \$0 | \$47,510 | \$25,717 | \$19,718 | \$742 | \$93,687 |
| Property Damage & Loss | \$0 | \$49,279 | \$74,461 | \$60,633 | \$14,798 | \$199,171 |
| Subtotal (Monetary Cost) | \$0 | \$613,584 | \$338,215 | \$269,869 | \$17,430 | \$1,239,097 |
| Quality of Life | \$0 | \$1,940,849 | \$866,014 | \$648,353 | \$4,183 | \$3,459,399 |
| Total (Comprehensive Cost) | \$0 | \$2,554,433 | \$1,204,228 | \$918,222 | \$21,613 | \$4,698,496 |

Motorcycle Crash Casualties



Motorcycle Crash Costs

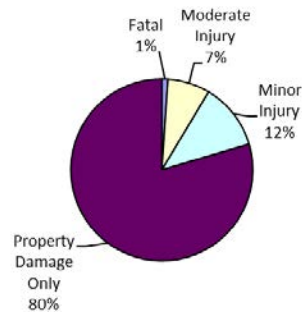


Isabella County

Medium/Large Truck Crashes

| Crash Casualty Severity | Crash Casualties | Crash Costs |
|--------------------------------|------------------|--------------|
| Fatal | 1 | \$8,883,936 |
| Serious Injury | 0 | \$0 |
| Moderate Injury | 7 | \$1,925,217 |
| Minor Injury | 11 | \$1,424,544 |
| Property Damage Only | 74 | \$671,180 |
| Total | 93 | \$12,904,877 |
| Average cost of crash casualty | \$138,762 | |

Crash Casualties



Crash Costs



| Costs of Medium/Large Truck Crashes in Isabella County (2015 dollars) | | | | | | |
|---|--------------------|----------------|--------------------|--------------------|----------------------|---------------------|
| | Fatal | Serious Injury | Moderate Injury | Minor Injury | Property Damage Only | Total |
| Medical Care | \$11,931 | \$0 | \$124,635 | \$89,815 | \$27,676 | \$254,057 |
| Future Earnings (Lost Wages) | \$1,203,734 | \$0 | \$357,308 | \$239,668 | \$202,020 | \$2,002,730 |
| Public Services | \$900 | \$0 | \$1,232 | \$2,123 | \$3,478 | \$7,733 |
| Adjudication & Sanctioning | \$106,256 | \$0 | \$48,244 | \$32,989 | \$23,014 | \$210,503 |
| Property Damage & Loss | \$31,697 | \$0 | \$65,240 | \$73,799 | \$251,526 | \$422,262 |
| Subtotal (Monetary Cost) | \$1,354,518 | \$0 | \$596,659 | \$438,394 | \$507,714 | \$2,897,285 |
| Quality of Life | \$7,529,418 | \$0 | \$1,328,558 | \$986,150 | \$163,466 | \$10,007,592 |
| Total (Comprehensive Cost) | \$8,883,936 | \$0 | \$1,925,217 | \$1,424,544 | \$671,180 | \$12,904,877 |

Jackson County

Traffic Crashes and Crime

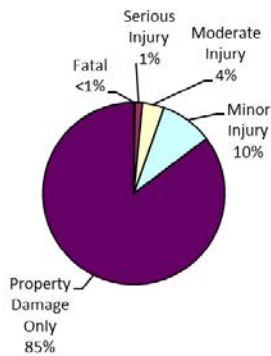
| Traffic Crash Casualty Severity | Traffic Crash Casualties | Traffic Crash Costs |
|--|--------------------------|---------------------|
| Fatal | 15 | \$133,130,871 |
| Serious Injury | 101 | \$49,226,374 |
| Moderate Injury | 296 | \$39,943,200 |
| Minor Injury | 712 | \$47,846,619 |
| Property Damage Only | 6,511 | \$28,306,194 |
| Total | 7,635 | \$298,453,258 |
| Average cost of traffic crash casualty | | \$39,090 |

| Index Crime Category | Number of Index Crimes | Index Crime Costs |
|-----------------------------|------------------------|-------------------|
| Murder | 6 | \$43,732,848 |
| Rape | 134 | \$53,699,434 |
| Aggravated Assault | 381 | \$11,975,101 |
| Robbery | 105 | \$3,588,817 |
| Larceny | 1,930 | \$7,891,564 |
| Burglary | 588 | \$2,622,051 |
| Motor Vehicle Theft | 128 | \$1,169,392 |
| Total | 3,272 | \$124,679,208 |
| Average cost of index crime | | \$38,105 |

| Costs of Traffic Crashes in Jackson County (2015 dollars) | | | | | | |
|---|----------------------|---------------------|---------------------|---------------------|----------------------|----------------------|
| | Fatal | Serious Injury | Moderate Injury | Minor Injury | Property Damage Only | Total |
| Medical Care | \$178,961 | \$2,659,561 | \$1,863,473 | \$4,086,497 | \$1,694,374 | \$10,482,867 |
| Future Earnings (Lost Wages) | \$18,056,011 | \$4,060,987 | \$3,440,650 | \$6,160,856 | \$1,939,280 | \$33,657,783 |
| Public Services | \$13,501 | \$17,588 | \$22,666 | \$41,276 | \$142,634 | \$237,664 |
| Adjudication & Sanctioning | \$1,593,845 | \$862,379 | \$497,488 | \$799,256 | \$115,161 | \$3,868,129 |
| Property Damage & Loss | \$347,289 | \$645,378 | \$1,156,419 | \$2,728,181 | \$17,578,156 | \$22,455,424 |
| Subtotal (Monetary Cost) | \$20,189,607 | \$8,245,894 | \$6,980,696 | \$13,816,066 | \$21,469,604 | \$70,701,867 |
| Quality of Life | \$112,941,264 | \$40,980,480 | \$32,962,504 | \$34,030,553 | \$6,836,590 | \$227,751,391 |
| Total (Comprehensive Cost) | \$133,130,871 | \$49,226,374 | \$39,943,200 | \$47,846,619 | \$28,306,194 | \$298,453,258 |

| Costs of Index Crimes in Jackson County (2015 dollars) | | | | | | | | |
|--|---------------------|---------------------|---------------------|--------------------|--------------------|--------------------|---------------------|----------------------|
| | Murder | Rape | Aggravated Assault | Robbery | Larceny | Burglary | Motor Vehicle Theft | Total |
| Medical Care | \$166,426 | \$1,203,650 | \$589,689 | \$161,106 | \$0 | \$0 | \$0 | \$2,120,872 |
| Future Earnings (Lost Wages) | \$5,511,414 | \$751,019 | \$416,796 | \$166,031 | \$50,660 | \$19,436 | \$12,693 | \$6,928,049 |
| Public Services | \$17,075 | \$105,630 | \$127,357 | \$42,432 | \$851,080 | \$263,851 | \$34,398 | \$1,441,823 |
| Adjudication & Sanctioning | \$2,366,221 | \$3,299,772 | \$4,511,106 | \$592,534 | \$3,930,634 | \$456,433 | \$227,089 | \$15,383,789 |
| Property Damage and Loss | \$1,048 | \$20,992 | \$26,612 | \$119,754 | \$1,802,550 | \$1,504,352 | \$820,355 | \$4,295,663 |
| Subtotal (Monetary Cost) | \$8,062,184 | \$5,381,063 | \$5,671,561 | \$1,081,858 | \$6,634,924 | \$2,244,071 | \$1,094,535 | \$30,170,196 |
| Quality of Life | \$35,670,664 | \$48,318,372 | \$6,303,541 | \$2,506,959 | \$1,256,641 | \$377,980 | \$74,856 | \$94,509,012 |
| Total (Comprehensive Costs) | \$43,732,848 | \$53,699,434 | \$11,975,101 | \$3,588,817 | \$7,891,564 | \$2,622,051 | \$1,169,392 | \$124,679,208 |

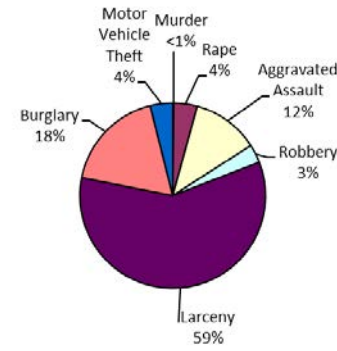
Traffic Crash Casualties



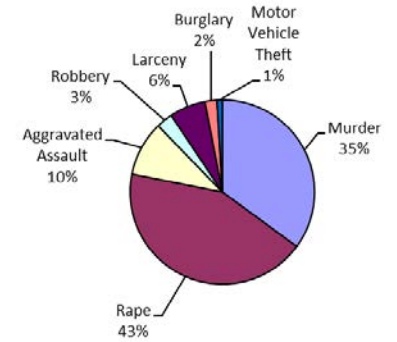
Traffic Crash Costs



Index Crimes



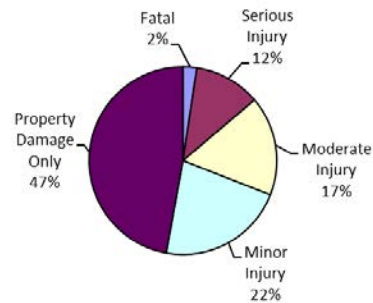
Index Crime Costs



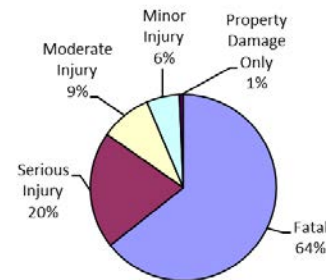
Jackson County Alcohol-Involved Crashes

| Crash Casualty Severity | Crash Casualties | Crash Costs |
|--------------------------------|------------------|--------------|
| Fatal | 5 | \$44,376,957 |
| Serious Injury | 24 | \$14,034,178 |
| Moderate Injury | 36 | \$6,137,645 |
| Minor Injury | 46 | \$3,959,426 |
| Property Damage Only | 99 | \$453,260 |
| Total | 210 | \$68,961,466 |
| Average cost of crash casualty | \$328,388 | |

Crash Casualties



Crash Costs

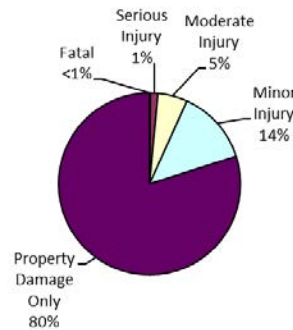


| Costs of Alcohol-Involved Crashes in Jackson County (2015 dollars) | | | | | | |
|--|---------------------|---------------------|--------------------|--------------------|----------------------|---------------------|
| | Fatal | Serious Injury | Moderate Injury | Minor Injury | Property Damage Only | Total |
| Medical Care | \$59,654 | \$1,313,517 | \$497,535 | \$485,990 | \$30,361 | \$2,387,057 |
| Future Earnings (Lost Wages) | \$6,018,670 | \$2,033,350 | \$921,038 | \$731,157 | \$33,814 | \$9,738,029 |
| Public Services | \$4,500 | \$9,338 | \$6,247 | \$5,054 | \$2,871 | \$28,010 |
| Adjudication & Sanctioning | \$531,282 | \$309,494 | \$126,222 | \$100,010 | \$4,750 | \$1,071,759 |
| Property Damage & Loss | \$115,763 | \$270,951 | \$268,111 | \$288,262 | \$271,293 | \$1,214,380 |
| Subtotal (Monetary Cost) | \$6,729,869 | \$3,936,650 | \$1,819,153 | \$1,610,473 | \$343,089 | \$14,439,235 |
| Quality of Life | \$37,647,088 | \$10,097,528 | \$4,318,491 | \$2,348,953 | \$110,171 | \$54,522,231 |
| Total (Comprehensive Cost) | \$44,376,957 | \$14,034,178 | \$6,137,645 | \$3,959,426 | \$453,260 | \$68,961,466 |

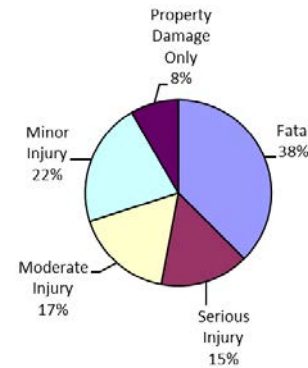
Jackson County Teen Driver Crashes

| Crash Casualty Severity | Crash Casualties | Crash Costs |
|--------------------------------|------------------|--------------|
| Fatal | 2 | \$17,750,783 |
| Serious Injury | 15 | \$7,310,848 |
| Moderate Injury | 60 | \$8,096,595 |
| Minor Injury | 152 | \$10,214,447 |
| Property Damage Only | 910 | \$3,956,172 |
| Total | 1,139 | \$47,328,844 |
| Average cost of crash casualty | | \$41,553 |

Crash Casualties



Crash Costs



| Costs of Teen Driver Crashes in Jackson County (2015 dollars) | | | | | | |
|---|---------------------|--------------------|--------------------|---------------------|----------------------|---------------------|
| | Fatal | Serious Injury | Moderate Injury | Minor Injury | Property Damage Only | Total |
| Medical Care | \$23,861 | \$394,984 | \$377,731 | \$872,398 | \$236,812 | \$1,905,787 |
| Future Earnings (Lost Wages) | \$2,407,468 | \$603,117 | \$697,429 | \$1,315,239 | \$271,040 | \$5,294,293 |
| Public Services | \$1,800 | \$2,612 | \$4,594 | \$8,812 | \$19,935 | \$37,753 |
| Adjudication & Sanctioning | \$212,513 | \$128,076 | \$100,842 | \$170,628 | \$16,095 | \$628,154 |
| Property Damage & Loss | \$46,305 | \$95,848 | \$234,409 | \$582,421 | \$2,456,784 | \$3,415,768 |
| Subtotal (Monetary Cost) | \$2,691,948 | \$1,224,638 | \$1,415,006 | \$2,949,497 | \$3,000,666 | \$11,281,755 |
| Quality of Life | \$15,058,835 | \$6,086,210 | \$6,681,589 | \$7,264,950 | \$955,506 | \$36,047,089 |
| Total (Comprehensive Cost) | \$17,750,783 | \$7,310,848 | \$8,096,595 | \$10,214,447 | \$3,956,172 | \$47,328,844 |

Jackson County Motorcycle Crashes

| Injury Severity | Motorcyclist Crash Victims | Motorcyclist Victim Costs |
|--------------------------------|-------------------------------|------------------------------|
| Fatal | 3 | \$26,447,770 |
| Serious Injury | 12 | \$6,130,638 |
| Moderate Injury | 20 | \$2,376,189 |
| Minor Injury | 22 | \$2,463,438 |
| Property Damage Only | 32 | \$127,553 |
| Total | 89 | \$37,545,588 |
| Average cost of crash casualty | | \$421,861 |

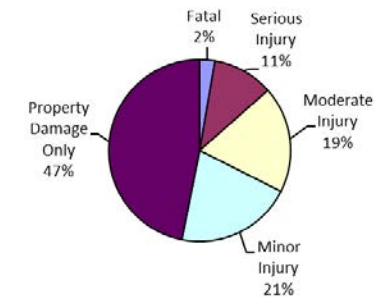
| Injury Severity | Non-motorcyclist Crash Victims | Non-motorcyclist Victim Costs |
|--------------------------------|-----------------------------------|----------------------------------|
| Fatal | 0 | \$0 |
| Serious Injury | 0 | \$0 |
| Moderate Injury | 1 | \$134,943 |
| Minor Injury | 1 | \$67,200 |
| Property Damage Only | 20 | \$56,688 |
| Total | 22 | \$258,832 |
| Average cost of crash casualty | | \$11,765 |

| Motorcyclist Victim Costs in Motorcycle Crashes in Jackson County (2015 dollars) | | | | | | |
|--|--------------|----------------|-----------------|--------------|----------------------|--------------|
| | Fatal | Serious Injury | Moderate Injury | Minor Injury | Property Damage Only | Total |
| Medical Care | \$35,792 | \$501,334 | \$180,735 | \$189,335 | \$4,427 | \$911,623 |
| Future Earnings (Lost Wages) | \$3,628,449 | \$734,731 | \$304,793 | \$311,849 | \$7,014 | \$4,986,836 |
| Public Services | \$2,365 | \$4,243 | \$3,452 | \$3,612 | \$1,926 | \$15,597 |
| Adjudication & Sanctioning | \$318,770 | \$114,023 | \$53,415 | \$54,914 | \$5,939 | \$547,061 |
| Property Damage & Loss | \$38,853 | \$118,270 | \$156,787 | \$166,477 | \$74,781 | \$555,168 |
| Subtotal (Monetary Cost) | \$4,024,230 | \$1,472,601 | \$699,181 | \$726,187 | \$94,087 | \$7,016,286 |
| Quality of Life | \$22,423,540 | \$4,658,037 | \$1,677,008 | \$1,737,251 | \$33,466 | \$30,529,302 |
| Total (Comprehensive Cost) | \$26,447,770 | \$6,130,638 | \$2,376,189 | \$2,463,438 | \$127,553 | \$37,545,588 |

| Non-motorcyclist Victim Costs in Motorcycle Crashes in Jackson County (2015 dollars) | | | | | | |
|--|-------|----------------|-----------------|--------------|----------------------|-----------|
| | Fatal | Serious Injury | Moderate Injury | Minor Injury | Property Damage Only | Total |
| Medical Care | \$0 | \$0 | \$6,296 | \$5,739 | \$0 | \$12,035 |
| Future Earnings (Lost Wages) | \$0 | \$0 | \$11,624 | \$8,653 | \$1,769 | \$22,046 |
| Public Services | \$0 | \$0 | \$77 | \$58 | \$419 | \$554 |
| Adjudication & Sanctioning | \$0 | \$0 | \$1,681 | \$1,123 | \$0 | \$2,803 |
| Property Damage & Loss | \$0 | \$0 | \$3,907 | \$3,832 | \$54,500 | \$62,239 |
| Subtotal (Monetary Cost) | \$0 | \$0 | \$23,583 | \$19,405 | \$56,688 | \$99,676 |
| Quality of Life | \$0 | \$0 | \$111,360 | \$47,796 | \$0 | \$159,156 |
| Total (Comprehensive Cost) | \$0 | \$0 | \$134,943 | \$67,200 | \$56,688 | \$258,832 |

| Costs of Motorcycle Crashes in Jackson County (2015 dollars) | | | | | | |
|--|--------------|----------------|-----------------|--------------|----------------------|--------------|
| | Fatal | Serious Injury | Moderate Injury | Minor Injury | Property Damage Only | Total |
| Medical Care | \$35,792 | \$501,334 | \$187,030 | \$195,074 | \$4,427 | \$923,658 |
| Future Earnings (Lost Wages) | \$3,628,449 | \$734,731 | \$316,417 | \$320,502 | \$8,783 | \$5,008,882 |
| Public Services | \$2,365 | \$4,243 | \$3,528 | \$3,670 | \$2,345 | \$16,151 |
| Adjudication & Sanctioning | \$318,770 | \$114,023 | \$55,095 | \$56,036 | \$5,939 | \$549,864 |
| Property Damage & Loss | \$38,853 | \$118,270 | \$160,693 | \$170,309 | \$129,281 | \$617,407 |
| Subtotal (Monetary Cost) | \$4,024,230 | \$1,472,601 | \$722,764 | \$745,591 | \$150,776 | \$7,115,963 |
| Quality of Life | \$22,423,540 | \$4,658,037 | \$1,788,368 | \$1,785,047 | \$33,466 | \$30,688,458 |
| Total (Comprehensive Cost) | \$26,447,770 | \$6,130,638 | \$2,511,133 | \$2,530,638 | \$184,241 | \$37,804,420 |

Motorcycle Crash Casualties



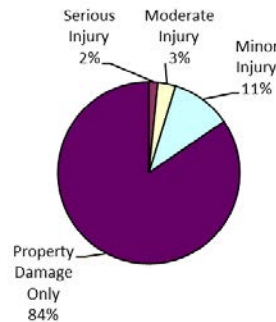
Motorcycle Crash Costs



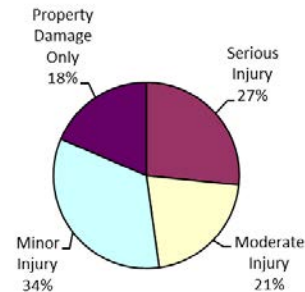
Jackson County Medium/Large Truck Crashes

| Crash Casualty Severity | Crash Casualties | Crash Costs |
|--------------------------------|------------------|--------------|
| Fatal | 0 | \$0 |
| Serious Injury | 4 | \$2,770,508 |
| Moderate Injury | 8 | \$2,200,248 |
| Minor Injury | 27 | \$3,496,608 |
| Property Damage Only | 213 | \$1,931,910 |
| Total | 252 | \$10,399,274 |
| Average cost of crash casualty | | \$41,267 |

Crash Casualties



Crash Costs



| Costs of Medium/Large Truck Crashes in Jackson County (2015 dollars) | | | | | | |
|--|------------|--------------------|--------------------|--------------------|----------------------|---------------------|
| | Fatal | Serious Injury | Moderate Injury | Minor Injury | Property Damage Only | Total |
| Medical Care | \$0 | \$166,988 | \$142,440 | \$220,455 | \$79,662 | \$609,545 |
| Future Earnings (Lost Wages) | \$0 | \$476,936 | \$408,352 | \$588,276 | \$581,490 | \$2,055,054 |
| Public Services | \$0 | \$1,288 | \$1,408 | \$5,211 | \$10,011 | \$17,918 |
| Adjudication & Sanctioning | \$0 | \$64,464 | \$55,136 | \$80,973 | \$66,243 | \$266,816 |
| Property Damage & Loss | \$0 | \$50,220 | \$74,560 | \$181,143 | \$723,987 | \$1,029,910 |
| Subtotal (Monetary Cost) | \$0 | \$759,896 | \$681,896 | \$1,076,058 | \$1,461,393 | \$3,979,243 |
| Quality of Life | \$0 | \$2,010,612 | \$1,518,352 | \$2,420,550 | \$470,517 | \$6,420,031 |
| Total (Comprehensive Cost) | \$0 | \$2,770,508 | \$2,200,248 | \$3,496,608 | \$1,931,910 | \$10,399,274 |

Kalamazoo County

Traffic Crashes and Crime

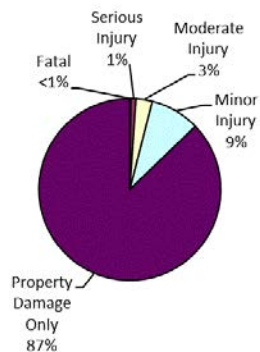
| Traffic Crash Casualty Severity | Traffic Crash Casualties | Traffic Crash Costs |
|--|--------------------------|---------------------|
| Fatal | 27 | \$239,635,568 |
| Serious Injury | 134 | \$65,310,238 |
| Moderate Injury | 430 | \$58,025,594 |
| Minor Injury | 1,305 | \$87,696,402 |
| Property Damage Only | 12,906 | \$56,108,085 |
| Total | 14,802 | \$506,775,888 |
| Average cost of traffic crash casualty | \$34,237 | |

| Index Crime Category | Number of Index Crimes | Index Crime Costs |
|-----------------------------|------------------------|-------------------|
| Murder | 9 | \$65,599,272 |
| Rape | 204 | \$81,751,378 |
| Aggravated Assault | 723 | \$22,724,405 |
| Robbery | 253 | \$8,647,340 |
| Larceny | 3,563 | \$14,568,727 |
| Burglary | 1,456 | \$6,492,698 |
| Motor Vehicle Theft | 341 | \$3,115,333 |
| Total | 6,549 | \$202,899,152 |
| Average cost of index crime | \$30,982 | |

| Costs of Traffic Crashes in Kalamazoo County (2015 dollars) | | | | | | |
|---|----------------------|---------------------|---------------------|---------------------|----------------------|----------------------|
| | Fatal | Serious Injury | Moderate Injury | Minor Injury | Property Damage Only | Total |
| Medical Care | \$322,130 | \$3,528,527 | \$2,707,072 | \$7,489,999 | \$3,358,561 | \$17,406,289 |
| Future Earnings (Lost Wages) | \$32,500,820 | \$5,387,845 | \$4,998,241 | \$11,292,018 | \$3,844,009 | \$58,022,932 |
| Public Services | \$24,301 | \$23,335 | \$32,927 | \$75,653 | \$282,726 | \$438,941 |
| Adjudication & Sanctioning | \$2,868,921 | \$1,144,147 | \$722,702 | \$1,464,929 | \$228,270 | \$6,428,968 |
| Property Damage & Loss | \$625,121 | \$856,244 | \$1,679,933 | \$5,000,389 | \$34,843,139 | \$43,004,826 |
| Subtotal (Monetary Cost) | \$36,341,293 | \$10,940,097 | \$10,140,875 | \$25,322,987 | \$42,556,705 | \$125,301,957 |
| Quality of Life | \$203,294,275 | \$54,370,141 | \$47,884,719 | \$62,373,416 | \$13,551,380 | \$381,473,931 |
| Total (Comprehensive Cost) | \$239,635,568 | \$65,310,238 | \$58,025,594 | \$87,696,402 | \$56,108,085 | \$506,775,888 |

| Costs of Index Crimes in Kalamazoo County (2015 dollars) | | | | | | | | |
|--|---------------------|---------------------|---------------------|--------------------|---------------------|--------------------|---------------------|----------------------|
| | Murder | Rape | Aggravated Assault | Robbery | Larceny | Burglary | Motor Vehicle Theft | Total |
| Medical Care | \$249,640 | \$1,832,422 | \$1,119,017 | \$388,189 | \$0 | \$0 | \$0 | \$3,589,268 |
| Future Earnings (Lost Wages) | \$8,267,121 | \$1,143,342 | \$790,927 | \$400,057 | \$93,525 | \$48,127 | \$33,814 | \$10,776,913 |
| Public Services | \$25,612 | \$160,809 | \$241,678 | \$102,242 | \$1,571,190 | \$653,345 | \$91,639 | \$2,846,515 |
| Adjudication & Sanctioning | \$3,549,331 | \$5,023,533 | \$8,560,446 | \$1,427,725 | \$7,256,398 | \$1,130,215 | \$604,980 | \$27,552,628 |
| Property Damage and Loss | \$1,572 | \$31,958 | \$50,500 | \$288,550 | \$3,327,713 | \$3,725,062 | \$2,185,478 | \$9,610,832 |
| Subtotal (Monetary Cost) | \$12,093,276 | \$8,192,066 | \$10,762,568 | \$2,606,763 | \$12,248,825 | \$5,556,748 | \$2,915,911 | \$54,376,157 |
| Quality of Life | \$53,505,997 | \$73,559,312 | \$11,961,837 | \$6,040,577 | \$2,319,902 | \$935,949 | \$199,422 | \$148,522,995 |
| Total (Comprehensive Costs) | \$65,599,272 | \$81,751,378 | \$22,724,405 | \$8,647,340 | \$14,568,727 | \$6,492,698 | \$3,115,333 | \$202,899,152 |

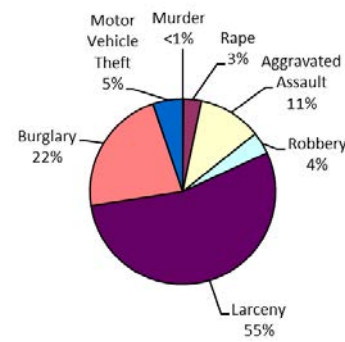
Traffic Crash Casualties



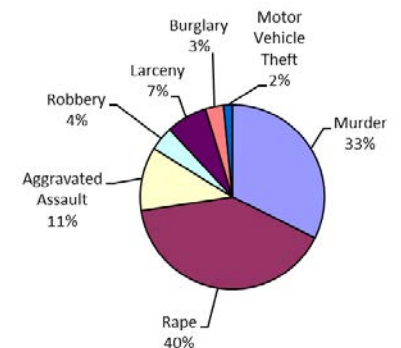
Traffic Crash Costs



Index Crimes



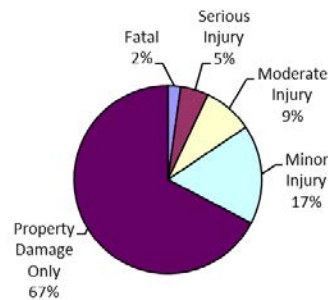
Index Crime Costs



Kalamazoo County Alcohol-Involved Crashes

| Crash Casualty Severity | Crash Casualties | Crash Costs |
|--------------------------------|------------------|----------------------|
| Fatal | 10 | \$88,753,914 |
| Serious Injury | 22 | \$12,864,663 |
| Moderate Injury | 39 | \$6,649,115 |
| Minor Injury | 78 | \$6,713,810 |
| Property Damage Only | 307 | \$1,405,564 |
| Total | 456 | \$116,387,066 |
| Average cost of crash casualty | | \$255,235 |

Crash Casualties



Crash Costs

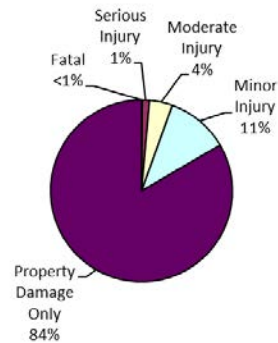


| Costs of Alcohol-Involved Crashes in Kalamazoo County (2015 dollars) | | | | | | |
|--|---------------------|---------------------|--------------------|--------------------|----------------------|----------------------|
| | Fatal | Serious Injury | Moderate Injury | Minor Injury | Property Damage Only | Total |
| Medical Care | \$119,307 | \$1,204,058 | \$538,996 | \$824,070 | \$94,150 | \$2,780,581 |
| Future Earnings (Lost Wages) | \$12,037,341 | \$1,863,904 | \$997,791 | \$1,239,788 | \$104,858 | \$16,243,682 |
| Public Services | \$9,000 | \$8,560 | \$6,768 | \$8,570 | \$8,901 | \$41,799 |
| Adjudication & Sanctioning | \$1,062,563 | \$283,703 | \$136,741 | \$169,583 | \$14,730 | \$1,667,320 |
| Property Damage & Loss | \$231,526 | \$248,372 | \$290,453 | \$488,792 | \$841,282 | \$2,100,425 |
| Subtotal (Monetary Cost) | \$13,459,738 | \$3,608,596 | \$1,970,749 | \$2,730,803 | \$1,063,922 | \$22,833,808 |
| Quality of Life | \$75,294,176 | \$9,256,067 | \$4,678,366 | \$3,983,007 | \$341,642 | \$93,553,258 |
| Total (Comprehensive Cost) | \$88,753,914 | \$12,864,663 | \$6,649,115 | \$6,713,810 | \$1,405,564 | \$116,387,066 |

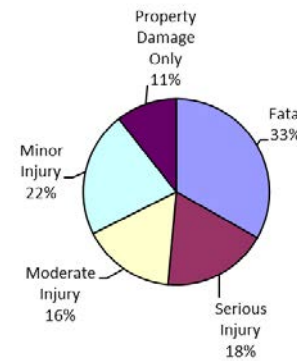
Kalamazoo County Teen Driver Crashes

| Crash Casualty Severity | Crash Casualties | Crash Costs |
|--------------------------------|------------------|--------------|
| Fatal | 3 | \$26,626,174 |
| Serious Injury | 30 | \$14,621,695 |
| Moderate Injury | 96 | \$12,954,551 |
| Minor Injury | 260 | \$17,472,080 |
| Property Damage Only | 1,955 | \$8,499,249 |
| Total | 2,344 | \$80,173,750 |
| Average cost of crash casualty | | \$34,204 |

Crash Casualties



Crash Costs



| Costs of Teen Driver Crashes in Kalamazoo County (2015 dollars) | | | | | | |
|---|---------------------|---------------------|---------------------|---------------------|----------------------|---------------------|
| | Fatal | Serious Injury | Moderate Injury | Minor Injury | Property Damage Only | Total |
| Medical Care | \$35,792 | \$789,969 | \$604,370 | \$1,492,260 | \$508,755 | \$3,431,145 |
| Future Earnings (Lost Wages) | \$3,611,202 | \$1,206,234 | \$1,115,886 | \$2,249,751 | \$582,290 | \$8,765,363 |
| Public Services | \$2,700 | \$5,224 | \$7,351 | \$15,073 | \$42,827 | \$73,175 |
| Adjudication & Sanctioning | \$318,769 | \$256,152 | \$161,347 | \$291,863 | \$34,578 | \$1,062,710 |
| Property Damage & Loss | \$69,458 | \$191,696 | \$375,055 | \$996,246 | \$5,278,036 | \$6,910,492 |
| Subtotal (Monetary Cost) | \$4,037,921 | \$2,449,275 | \$2,264,009 | \$5,045,193 | \$6,446,487 | \$20,242,886 |
| Quality of Life | \$22,588,253 | \$12,172,420 | \$10,690,542 | \$12,426,887 | \$2,052,762 | \$59,930,864 |
| Total (Comprehensive Cost) | \$26,626,174 | \$14,621,695 | \$12,954,551 | \$17,472,080 | \$8,499,249 | \$80,173,750 |

Kalamazoo County Motorcycle Crashes

| Injury Severity | Motorcyclist Crash Victims | Motorcyclist Victim Costs |
|--------------------------------|-------------------------------|------------------------------|
| Fatal | 5 | \$44,079,616 |
| Serious Injury | 15 | \$7,663,298 |
| Moderate Injury | 30 | \$3,564,284 |
| Minor Injury | 31 | \$3,471,208 |
| Property Damage Only | 27 | \$107,623 |
| Total | 108 | \$58,886,029 |
| Average cost of crash casualty | | \$545,241 |

| Injury Severity | Non-motorcyclist Crash Victims | Non-motorcyclist Victim Costs |
|--------------------------------|-----------------------------------|----------------------------------|
| Fatal | 0 | \$0 |
| Serious Injury | 0 | \$0 |
| Moderate Injury | 0 | \$0 |
| Minor Injury | 1 | \$67,200 |
| Property Damage Only | 18 | \$51,020 |
| Total | 19 | \$118,220 |
| Average cost of crash casualty | | \$6,222 |

| Motorcyclist Victim Costs in Motorcycle Crashes in Kalamazoo County (2015 dollars) | | | | | | |
|--|--------------|----------------|-----------------|--------------|----------------------|--------------|
| | Fatal | Serious Injury | Moderate Injury | Minor Injury | Property Damage Only | Total |
| Medical Care | \$59,654 | \$626,668 | \$271,102 | \$266,790 | \$3,736 | \$1,227,949 |
| Future Earnings (Lost Wages) | \$6,047,415 | \$918,414 | \$457,190 | \$439,424 | \$5,918 | \$7,868,360 |
| Public Services | \$3,941 | \$5,304 | \$5,178 | \$5,090 | \$1,625 | \$21,137 |
| Adjudication & Sanctioning | \$531,284 | \$142,529 | \$80,122 | \$77,378 | \$5,011 | \$836,324 |
| Property Damage & Loss | \$64,756 | \$147,838 | \$235,180 | \$234,581 | \$63,096 | \$745,451 |
| Subtotal (Monetary Cost) | \$6,707,050 | \$1,840,752 | \$1,048,772 | \$1,023,263 | \$79,386 | \$10,699,222 |
| Quality of Life | \$37,372,567 | \$5,822,546 | \$2,515,513 | \$2,447,945 | \$28,237 | \$48,186,807 |
| Total (Comprehensive Cost) | \$44,079,616 | \$7,663,298 | \$3,564,284 | \$3,471,208 | \$107,623 | \$58,886,029 |

| Non-motorcyclist Victim Costs in Motorcycle Crashes in Kalamazoo County (2015 dollars) | | | | | | |
|--|-------|----------------|-----------------|--------------|----------------------|-----------|
| | Fatal | Serious Injury | Moderate Injury | Minor Injury | Property Damage Only | Total |
| Medical Care | \$0 | \$0 | \$0 | \$5,739 | \$0 | \$5,739 |
| Future Earnings (Lost Wages) | \$0 | \$0 | \$0 | \$8,653 | \$1,592 | \$10,245 |
| Public Services | \$0 | \$0 | \$0 | \$58 | \$377 | \$435 |
| Adjudication & Sanctioning | \$0 | \$0 | \$0 | \$1,123 | \$0 | \$1,123 |
| Property Damage & Loss | \$0 | \$0 | \$0 | \$3,832 | \$49,050 | \$52,882 |
| Subtotal (Monetary Cost) | \$0 | \$0 | \$0 | \$19,405 | \$51,020 | \$70,424 |
| Quality of Life | \$0 | \$0 | \$0 | \$47,796 | \$0 | \$47,796 |
| Total (Comprehensive Cost) | \$0 | \$0 | \$0 | \$67,200 | \$51,020 | \$118,220 |

| Costs of Motorcycle Crashes in Kalamazoo County (2015 dollars) | | | | | | |
|--|--------------|----------------|-----------------|--------------|----------------------|--------------|
| | Fatal | Serious Injury | Moderate Injury | Minor Injury | Property Damage Only | Total |
| Medical Care | \$59,654 | \$626,668 | \$271,102 | \$272,530 | \$3,736 | \$1,233,689 |
| Future Earnings (Lost Wages) | \$6,047,415 | \$918,414 | \$457,190 | \$448,077 | \$7,510 | \$7,878,605 |
| Public Services | \$3,941 | \$5,304 | \$5,178 | \$5,148 | \$2,002 | \$21,572 |
| Adjudication & Sanctioning | \$531,284 | \$142,529 | \$80,122 | \$78,501 | \$5,011 | \$837,447 |
| Property Damage & Loss | \$64,756 | \$147,838 | \$235,180 | \$238,413 | \$112,146 | \$798,333 |
| Subtotal (Monetary Cost) | \$6,707,050 | \$1,840,752 | \$1,048,772 | \$1,042,668 | \$130,406 | \$10,769,646 |
| Quality of Life | \$37,372,567 | \$5,822,546 | \$2,515,513 | \$2,495,741 | \$28,237 | \$48,234,602 |
| Total (Comprehensive Cost) | \$44,079,616 | \$7,663,298 | \$3,564,284 | \$3,538,408 | \$158,642 | \$59,004,249 |

Motorcycle Crash Casualties



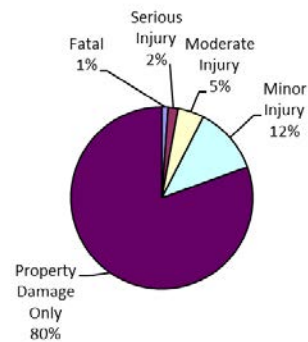
Motorcycle Crash Costs



Kalamazoo County Medium/Large Truck Crashes

| Crash Casualty Severity | Crash Casualties | Crash Costs |
|--------------------------------|------------------|--------------|
| Fatal | 5 | \$44,419,679 |
| Serious Injury | 8 | \$5,541,016 |
| Moderate Injury | 21 | \$5,775,651 |
| Minor Injury | 54 | \$6,993,216 |
| Property Damage Only | 363 | \$3,292,410 |
| Total | 451 | \$66,021,972 |
| Average cost of crash casualty | | \$146,390 |

Crash Casualties



Crash Costs



| Costs of Medium/Large Truck Crashes in Kalamazoo County (2015 dollars) | | | | | | |
|--|---------------------|--------------------|--------------------|--------------------|----------------------|---------------------|
| | Fatal | Serious Injury | Moderate Injury | Minor Injury | Property Damage Only | Total |
| Medical Care | \$59,654 | \$333,976 | \$373,905 | \$440,910 | \$135,762 | \$1,344,207 |
| Future Earnings (Lost Wages) | \$6,018,670 | \$953,872 | \$1,071,924 | \$1,176,552 | \$990,990 | \$10,212,008 |
| Public Services | \$4,500 | \$2,576 | \$3,696 | \$10,422 | \$17,061 | \$38,255 |
| Adjudication & Sanctioning | \$531,282 | \$128,928 | \$144,732 | \$161,946 | \$112,893 | \$1,079,781 |
| Property Damage & Loss | \$158,485 | \$100,440 | \$195,720 | \$362,286 | \$1,233,837 | \$2,050,768 |
| Subtotal (Monetary Cost) | \$6,772,591 | \$1,519,792 | \$1,789,977 | \$2,152,116 | \$2,490,543 | \$14,725,019 |
| Quality of Life | \$37,647,088 | \$4,021,224 | \$3,985,674 | \$4,841,100 | \$801,867 | \$51,296,953 |
| Total (Comprehensive Cost) | \$44,419,679 | \$5,541,016 | \$5,775,651 | \$6,993,216 | \$3,292,410 | \$66,021,972 |

Kalkaska County

Traffic Crashes and Crime

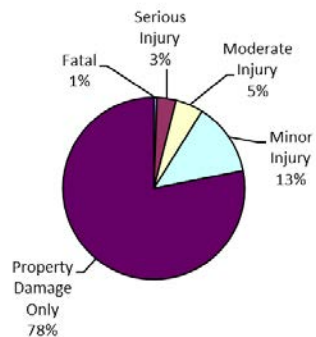
| Traffic Crash Casualty Severity | Traffic Crash Casualties | Traffic Crash Costs |
|--|--------------------------|---------------------|
| Fatal | 4 | \$35,501,566 |
| Serious Injury | 24 | \$11,697,356 |
| Moderate Injury | 35 | \$4,723,013 |
| Minor Injury | 92 | \$6,182,428 |
| Property Damage Only | 554 | \$2,408,483 |
| Total | 709 | \$60,512,846 |
| Average cost of traffic crash casualty | \$85,350 | |

| Index Crime Category | Number of Index Crimes | Index Crime Costs |
|-----------------------------|------------------------|-------------------|
| Murder | 0 | \$0 |
| Rape | 16 | \$6,411,873 |
| Aggravated Assault | 20 | \$628,614 |
| Robbery | 2 | \$68,358 |
| Larceny | 203 | \$830,045 |
| Burglary | 63 | \$280,934 |
| Motor Vehicle Theft | 15 | \$137,038 |
| Total | 319 | \$8,356,863 |
| Average cost of index crime | \$26,197 | |

| Costs of Traffic Crashes in Kalkaska County (2015 dollars) | | | | | | |
|--|---------------------|---------------------|--------------------|--------------------|----------------------|---------------------|
| | Fatal | Serious Injury | Moderate Injury | Minor Injury | Property Damage Only | Total |
| Medical Care | \$47,723 | \$631,975 | \$220,343 | \$528,031 | \$144,169 | \$1,572,240 |
| Future Earnings (Lost Wages) | \$4,814,936 | \$964,987 | \$406,834 | \$796,066 | \$165,007 | \$7,147,830 |
| Public Services | \$3,600 | \$4,179 | \$2,680 | \$5,333 | \$12,136 | \$27,929 |
| Adjudication & Sanctioning | \$425,025 | \$204,922 | \$58,825 | \$103,275 | \$9,799 | \$801,845 |
| Property Damage & Loss | \$92,611 | \$153,357 | \$136,739 | \$352,518 | \$1,495,669 | \$2,230,893 |
| Subtotal (Monetary Cost) | \$5,383,895 | \$1,959,420 | \$825,420 | \$1,785,222 | \$1,826,779 | \$11,780,737 |
| Quality of Life | \$30,117,670 | \$9,737,936 | \$3,897,593 | \$4,397,206 | \$581,703 | \$48,732,109 |
| Total (Comprehensive Cost) | \$35,501,566 | \$11,697,356 | \$4,723,013 | \$6,182,428 | \$2,408,483 | \$60,512,846 |

| Costs of Index Crimes in Kalkaska County (2015 dollars) | | | | | | | | |
|---|------------|--------------------|--------------------|-----------------|------------------|------------------|---------------------|--------------------|
| | Murder | Rape | Aggravated Assault | Robbery | Larceny | Burglary | Motor Vehicle Theft | Total |
| Medical Care | \$0 | \$143,719 | \$30,955 | \$3,069 | \$0 | \$0 | \$0 | \$177,743 |
| Future Earnings (Lost Wages) | \$0 | \$89,674 | \$21,879 | \$3,163 | \$5,329 | \$2,082 | \$1,487 | \$123,614 |
| Public Services | \$0 | \$12,613 | \$6,685 | \$808 | \$89,518 | \$28,270 | \$4,031 | \$141,925 |
| Adjudication & Sanctioning | \$0 | \$394,003 | \$236,803 | \$11,286 | \$413,429 | \$48,904 | \$26,612 | \$1,131,037 |
| Property Damage and Loss | \$0 | \$2,507 | \$1,397 | \$2,281 | \$189,595 | \$161,181 | \$96,135 | \$453,095 |
| Subtotal (Monetary Cost) | \$0 | \$642,515 | \$297,720 | \$20,607 | \$697,870 | \$240,436 | \$128,266 | \$2,027,414 |
| Quality of Life | \$0 | \$5,769,358 | \$330,895 | \$47,752 | \$132,175 | \$40,498 | \$8,772 | \$6,329,449 |
| Total (Comprehensive Costs) | \$0 | \$6,411,873 | \$628,614 | \$68,358 | \$830,045 | \$280,934 | \$137,038 | \$8,356,863 |

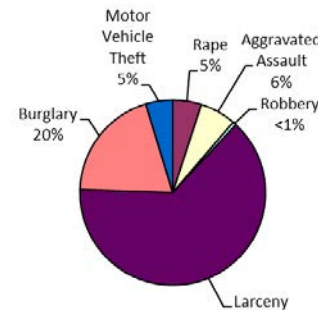
Traffic Crash Casualties



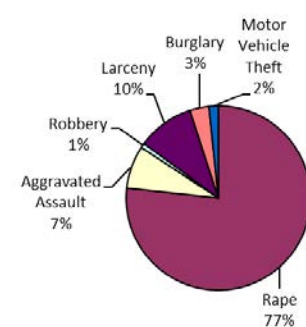
Traffic Crash Costs



Index Crimes



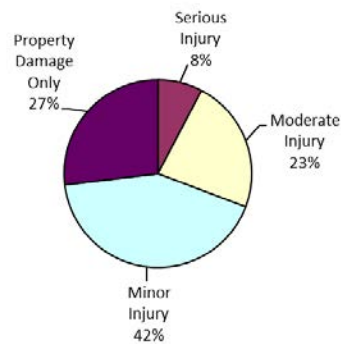
Index Crime Costs



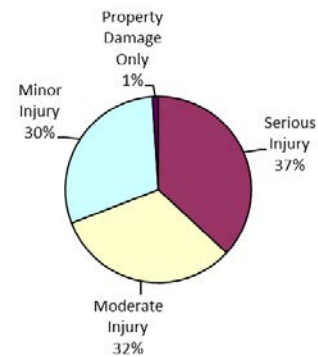
Kalkaska County Alcohol-Involved Crashes

| Crash Casualty Severity | Crash Casualties | Crash Costs |
|--------------------------------|------------------|-------------|
| Fatal | 0 | \$0 |
| Serious Injury | 2 | \$1,169,515 |
| Moderate Injury | 6 | \$1,022,941 |
| Minor Injury | 11 | \$946,819 |
| Property Damage Only | 7 | \$32,049 |
| Total | 26 | \$3,171,324 |
| Average cost of crash casualty | \$121,974 | |

Crash Casualties



Crash Costs

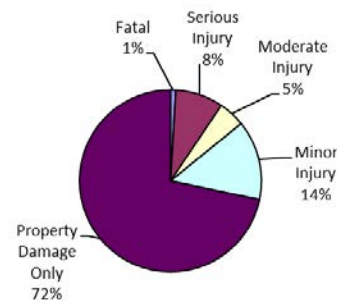


| Costs of Alcohol-Involved Crashes in Kalkaska County (2015 dollars) | | | | | | |
|---|------------|--------------------|--------------------|------------------|----------------------|--------------------|
| | Fatal | Serious Injury | Moderate Injury | Minor Injury | Property Damage Only | Total |
| Medical Care | \$0 | \$109,460 | \$82,922 | \$116,215 | \$2,147 | \$310,744 |
| Future Earnings (Lost Wages) | \$0 | \$169,446 | \$153,506 | \$174,842 | \$2,391 | \$500,185 |
| Public Services | \$0 | \$778 | \$1,041 | \$1,209 | \$203 | \$3,231 |
| Adjudication & Sanctioning | \$0 | \$25,791 | \$21,037 | \$23,916 | \$336 | \$71,080 |
| Property Damage & Loss | \$0 | \$22,579 | \$44,685 | \$68,932 | \$19,182 | \$155,379 |
| Subtotal (Monetary Cost) | \$0 | \$328,054 | \$303,192 | \$385,113 | \$24,259 | \$1,040,618 |
| Quality of Life | \$0 | \$841,461 | \$719,749 | \$561,706 | \$7,790 | \$2,130,705 |
| Total (Comprehensive Cost) | \$0 | \$1,169,515 | \$1,022,941 | \$946,819 | \$32,049 | \$3,171,324 |

Kalkaska County Teen Driver Crashes

| Crash Casualty Severity | Crash Casualties | Crash Costs |
|--------------------------------|------------------|--------------|
| Fatal | 1 | \$8,875,391 |
| Serious Injury | 9 | \$4,386,509 |
| Moderate Injury | 5 | \$674,716 |
| Minor Injury | 15 | \$1,008,005 |
| Property Damage Only | 76 | \$330,406 |
| Total | 106 | \$15,275,026 |
| Average cost of crash casualty | | \$144,104 |

Crash Casualties



Crash Costs



| Costs of Teen Driver Crashes in Kalkaska County (2015 dollars) | | | | | | |
|--|--------------------|--------------------|------------------|--------------------|----------------------|---------------------|
| | Fatal | Serious Injury | Moderate Injury | Minor Injury | Property Damage Only | Total |
| Medical Care | \$11,931 | \$236,991 | \$31,478 | \$86,092 | \$19,778 | \$386,269 |
| Future Earnings (Lost Wages) | \$1,203,734 | \$361,870 | \$58,119 | \$129,793 | \$22,636 | \$1,776,153 |
| Public Services | \$900 | \$1,567 | \$383 | \$870 | \$1,665 | \$5,385 |
| Adjudication & Sanctioning | \$106,256 | \$76,846 | \$8,404 | \$16,838 | \$1,344 | \$209,688 |
| Property Damage & Loss | \$23,153 | \$57,509 | \$19,534 | \$57,476 | \$205,182 | \$362,853 |
| Subtotal (Monetary Cost) | \$1,345,974 | \$734,783 | \$117,917 | \$291,069 | \$250,605 | \$2,740,348 |
| Quality of Life | \$7,529,418 | \$3,651,726 | \$556,799 | \$716,936 | \$79,800 | \$12,534,679 |
| Total (Comprehensive Cost) | \$8,875,391 | \$4,386,509 | \$674,716 | \$1,008,005 | \$330,406 | \$15,275,026 |

Kalkaska County Motorcycle Crashes

| Injury Severity | Motorcyclist Crash Victims | Motorcyclist Victim Costs |
|--------------------------------|-------------------------------|------------------------------|
| Fatal | 0 | \$0 |
| Serious Injury | 1 | \$510,887 |
| Moderate Injury | 3 | \$356,428 |
| Minor Injury | 3 | \$335,923 |
| Property Damage Only | 5 | \$19,930 |
| Total | 12 | \$1,223,168 |
| Average cost of crash casualty | \$101,931 | |

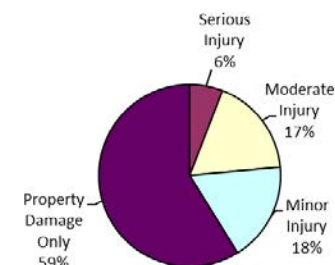
| Injury Severity | Non-motorcyclist Crash Victims | Non-motorcyclist Victim Costs |
|--------------------------------|-----------------------------------|----------------------------------|
| Fatal | 0 | \$0 |
| Serious Injury | 0 | \$0 |
| Moderate Injury | 0 | \$0 |
| Minor Injury | 0 | \$0 |
| Property Damage Only | 5 | \$14,172 |
| Total | 5 | \$14,172 |
| Average cost of crash casualty | \$2,834 | |

| Motorcyclist Victim Costs in Motorcycle Crashes in Kalkaska County (2015 dollars) | | | | | | |
|---|-------|----------------|-----------------|--------------|----------------------|-------------|
| | Fatal | Serious Injury | Moderate Injury | Minor Injury | Property Damage Only | Total |
| Medical Care | \$0 | \$41,778 | \$27,110 | \$25,818 | \$692 | \$95,398 |
| Future Earnings (Lost Wages) | \$0 | \$61,228 | \$45,719 | \$42,525 | \$1,096 | \$150,567 |
| Public Services | \$0 | \$354 | \$518 | \$493 | \$301 | \$1,665 |
| Adjudication & Sanctioning | \$0 | \$9,502 | \$8,012 | \$7,488 | \$928 | \$25,930 |
| Property Damage & Loss | \$0 | \$9,856 | \$23,518 | \$22,701 | \$11,685 | \$67,760 |
| Subtotal (Monetary Cost) | \$0 | \$122,717 | \$104,877 | \$99,025 | \$14,701 | \$341,321 |
| Quality of Life | \$0 | \$388,170 | \$251,551 | \$236,898 | \$5,229 | \$881,848 |
| Total (Comprehensive Cost) | \$0 | \$510,887 | \$356,428 | \$335,923 | \$19,930 | \$1,223,168 |

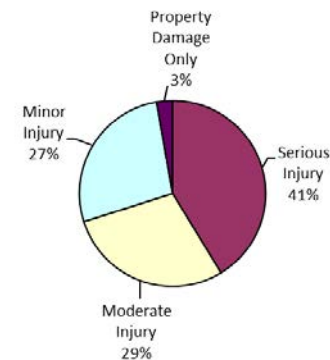
| Non-motorcyclist Victim Costs in Motorcycle Crashes in Kalkaska County (2015 dollars) | | | | | | |
|---|-------|----------------|-----------------|--------------|----------------------|----------|
| | Fatal | Serious Injury | Moderate Injury | Minor Injury | Property Damage Only | Total |
| Medical Care | \$0 | \$0 | \$0 | \$0 | \$0 | \$0 |
| Future Earnings (Lost Wages) | \$0 | \$0 | \$0 | \$0 | \$442 | \$442 |
| Public Services | \$0 | \$0 | \$0 | \$0 | \$105 | \$105 |
| Adjudication & Sanctioning | \$0 | \$0 | \$0 | \$0 | \$0 | \$0 |
| Property Damage & Loss | \$0 | \$0 | \$0 | \$0 | \$13,625 | \$13,625 |
| Subtotal (Monetary Cost) | \$0 | \$0 | \$0 | \$0 | \$14,172 | \$14,172 |
| Quality of Life | \$0 | \$0 | \$0 | \$0 | \$0 | \$0 |
| Total (Comprehensive Cost) | \$0 | \$0 | \$0 | \$0 | \$14,172 | \$14,172 |

| Costs of Motorcycle Crashes in Kalkaska County (2015 dollars) | | | | | | |
|---|-------|----------------|-----------------|--------------|----------------------|-------------|
| | Fatal | Serious Injury | Moderate Injury | Minor Injury | Property Damage Only | Total |
| Medical Care | \$0 | \$41,778 | \$27,110 | \$25,818 | \$692 | \$95,398 |
| Future Earnings (Lost Wages) | \$0 | \$61,228 | \$45,719 | \$42,525 | \$1,538 | \$151,010 |
| Public Services | \$0 | \$354 | \$518 | \$493 | \$406 | \$1,770 |
| Adjudication & Sanctioning | \$0 | \$9,502 | \$8,012 | \$7,488 | \$928 | \$25,930 |
| Property Damage & Loss | \$0 | \$9,856 | \$23,518 | \$22,701 | \$25,310 | \$81,385 |
| Subtotal (Monetary Cost) | \$0 | \$122,717 | \$104,877 | \$99,025 | \$28,873 | \$355,493 |
| Quality of Life | \$0 | \$388,170 | \$251,551 | \$236,898 | \$5,229 | \$881,848 |
| Total (Comprehensive Cost) | \$0 | \$510,887 | \$356,428 | \$335,923 | \$34,102 | \$1,237,341 |

Motorcycle Crash Casualties



Motorcycle Crash Costs

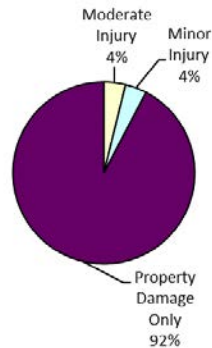


Kalkaska County

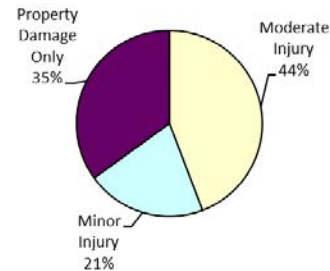
Medium/Large Truck Crashes

| Crash Casualty Severity | Crash Casualties | Crash Costs |
|--------------------------------|------------------|-------------|
| Fatal | 0 | \$0 |
| Serious Injury | 0 | \$0 |
| Moderate Injury | 1 | \$275,031 |
| Minor Injury | 1 | \$129,504 |
| Property Damage Only | 24 | \$217,680 |
| Total | 26 | \$622,215 |
| Average cost of crash casualty | | \$23,931 |

Crash Casualties



Crash Costs



| Costs of Medium/Large Truck Crashes in Kalkaska County (2015 dollars) | | | | | | |
|---|------------|----------------|------------------|------------------|----------------------|------------------|
| | Fatal | Serious Injury | Moderate Injury | Minor Injury | Property Damage Only | Total |
| Medical Care | \$0 | \$0 | \$17,805 | \$8,165 | \$8,976 | \$34,946 |
| Future Earnings (Lost Wages) | \$0 | \$0 | \$51,044 | \$21,788 | \$65,520 | \$138,352 |
| Public Services | \$0 | \$0 | \$176 | \$193 | \$1,128 | \$1,497 |
| Adjudication & Sanctioning | \$0 | \$0 | \$6,892 | \$2,999 | \$7,464 | \$17,355 |
| Property Damage & Loss | \$0 | \$0 | \$9,320 | \$6,709 | \$81,576 | \$97,605 |
| Subtotal (Monetary Cost) | \$0 | \$0 | \$85,237 | \$39,854 | \$164,664 | \$289,755 |
| Quality of Life | \$0 | \$0 | \$189,794 | \$89,650 | \$53,016 | \$332,460 |
| Total (Comprehensive Cost) | \$0 | \$0 | \$275,031 | \$129,504 | \$217,680 | \$622,215 |

Kent County

Traffic Crashes and Crime

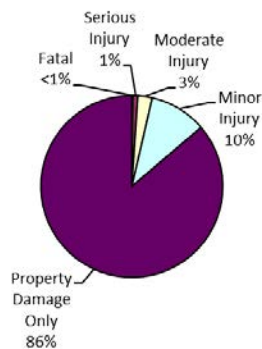
| Traffic Crash Casualty Severity | Traffic Crash Casualties | Traffic Crash Costs |
|--|--------------------------|---------------------|
| Fatal | 66 | \$585,775,832 |
| Serious Injury | 327 | \$159,376,477 |
| Moderate Injury | 950 | \$128,196,080 |
| Minor Injury | 3,771 | \$253,412,362 |
| Property Damage Only | 32,045 | \$139,313,776 |
| Total | 37,159 | \$1,266,074,528 |
| Average cost of traffic crash casualty | | \$34,072 |

| Index Crime Category | Number of Index Crimes | Index Crime Costs |
|-----------------------------|------------------------|-------------------|
| Murder | 12 | \$87,465,696 |
| Rape | 384 | \$153,884,946 |
| Aggravated Assault | 1,286 | \$40,419,896 |
| Robbery | 579 | \$19,789,762 |
| Larceny | 5,718 | \$23,380,293 |
| Burglary | 2,094 | \$9,337,712 |
| Motor Vehicle Theft | 642 | \$5,865,230 |
| Total | 10,715 | \$340,143,535 |
| Average cost of index crime | | \$31,745 |

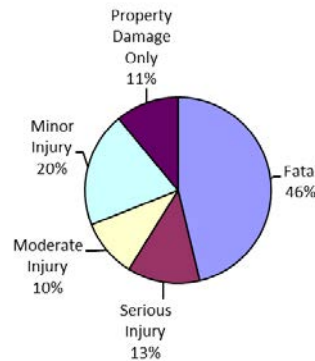
| Costs of Traffic Crashes in Kent County (2015 dollars) | | | | | | |
|--|----------------------|----------------------|----------------------|----------------------|----------------------|------------------------|
| | Fatal | Serious Injury | Moderate Injury | Minor Injury | Property Damage Only | Total |
| Medical Care | \$787,429 | \$8,610,659 | \$5,980,741 | \$21,643,513 | \$8,339,153 | \$45,361,495 |
| Future Earnings (Lost Wages) | \$79,446,448 | \$13,147,949 | \$11,042,626 | \$32,630,037 | \$9,544,496 | \$145,811,557 |
| Public Services | \$59,402 | \$56,943 | \$72,745 | \$218,610 | \$701,996 | \$1,109,697 |
| Adjudication & Sanctioning | \$7,012,918 | \$2,792,059 | \$1,596,667 | \$4,233,140 | \$566,783 | \$16,201,568 |
| Property Damage & Loss | \$1,528,074 | \$2,089,492 | \$3,711,480 | \$14,449,399 | \$86,513,900 | \$108,292,344 |
| Subtotal (Monetary Cost) | \$88,834,271 | \$26,697,103 | \$22,404,259 | \$73,174,699 | \$105,666,327 | \$316,776,660 |
| Quality of Life | \$496,941,561 | \$132,679,374 | \$105,791,821 | \$180,237,663 | \$33,647,449 | \$949,297,868 |
| Total (Comprehensive Cost) | \$585,775,832 | \$159,376,477 | \$128,196,080 | \$253,412,362 | \$139,313,776 | \$1,266,074,528 |

| Costs of Index Crimes in Kent County (2015 dollars) | | | | | | | | |
|---|---------------------|----------------------|---------------------|---------------------|---------------------|--------------------|---------------------|----------------------|
| | Murder | Rape | Aggravated Assault | Robbery | Larceny | Burglary | Motor Vehicle Theft | Total |
| Medical Care | \$332,853 | \$3,449,266 | \$1,990,395 | \$888,386 | \$0 | \$0 | \$0 | \$6,660,900 |
| Future Earnings (Lost Wages) | \$11,022,828 | \$2,152,174 | \$1,406,822 | \$915,545 | \$150,091 | \$69,215 | \$63,662 | \$15,780,337 |
| Public Services | \$34,150 | \$302,700 | \$429,873 | \$233,985 | \$2,521,489 | \$939,632 | \$172,528 | \$4,634,356 |
| Adjudication & Sanctioning | \$4,732,442 | \$9,456,062 | \$15,226,464 | \$3,267,403 | \$11,645,266 | \$1,625,460 | \$1,138,995 | \$47,092,091 |
| Property Damage and Loss | \$2,095 | \$60,157 | \$89,824 | \$660,357 | \$5,340,404 | \$5,357,335 | \$4,114,595 | \$15,624,768 |
| Subtotal (Monetary Cost) | \$16,124,368 | \$15,420,359 | \$19,143,378 | \$5,965,676 | \$19,657,251 | \$7,991,642 | \$5,489,780 | \$89,792,452 |
| Quality of Life | \$71,341,329 | \$138,464,587 | \$21,276,518 | \$13,824,086 | \$3,723,042 | \$1,346,070 | \$375,451 | \$250,351,083 |
| Total (Comprehensive Costs) | \$87,465,696 | \$153,884,946 | \$40,419,896 | \$19,789,762 | \$23,380,293 | \$9,337,712 | \$5,865,230 | \$340,143,535 |

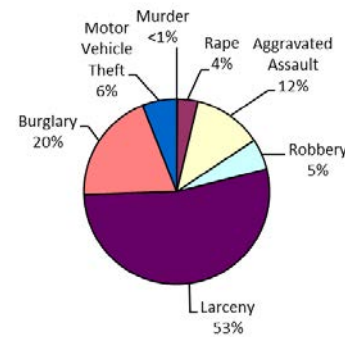
Traffic Crash Casualties



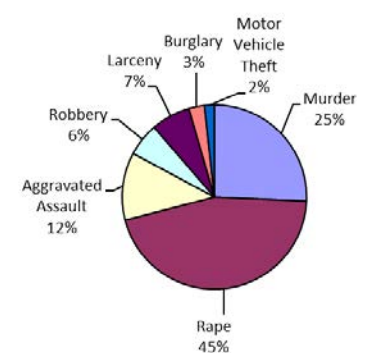
Traffic Crash Costs



Index Crimes



Index Crime Costs

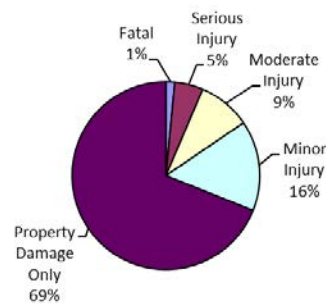


Kent County

Alcohol-Involved Crashes

| Crash Casualty Severity | Crash Casualties | Crash Costs |
|--------------------------------|------------------|---------------|
| Fatal | 20 | \$177,507,828 |
| Serious Injury | 65 | \$38,009,232 |
| Moderate Injury | 120 | \$20,458,816 |
| Minor Injury | 206 | \$17,731,344 |
| Property Damage Only | 912 | \$4,175,485 |
| Total | 1,323 | \$257,882,705 |
| Average cost of crash casualty | \$194,923 | |

Crash Casualties



Crash Costs



| Costs of Alcohol-Involved Crashes in Kent County (2015 dollars) | | | | | | |
|---|----------------------|---------------------|---------------------|---------------------|----------------------|----------------------|
| | Fatal | Serious Injury | Moderate Injury | Minor Injury | Property Damage Only | Total |
| Medical Care | \$238,615 | \$3,557,443 | \$1,658,448 | \$2,176,390 | \$279,689 | \$7,910,586 |
| Future Earnings (Lost Wages) | \$24,074,681 | \$5,506,989 | \$3,070,127 | \$3,274,311 | \$311,501 | \$36,237,610 |
| Public Services | \$18,001 | \$25,290 | \$20,824 | \$22,634 | \$26,444 | \$113,192 |
| Adjudication & Sanctioning | \$2,125,127 | \$838,213 | \$420,741 | \$447,873 | \$43,759 | \$3,875,713 |
| Property Damage & Loss | \$463,053 | \$733,826 | \$893,703 | \$1,290,912 | \$2,499,182 | \$5,880,676 |
| Subtotal (Monetary Cost) | \$26,919,476 | \$10,661,761 | \$6,063,844 | \$7,212,120 | \$3,160,575 | \$54,017,776 |
| Quality of Life | \$150,588,352 | \$27,347,471 | \$14,394,972 | \$10,519,224 | \$1,014,910 | \$203,864,929 |
| Total (Comprehensive Cost) | \$177,507,828 | \$38,009,232 | \$20,458,816 | \$17,731,344 | \$4,175,485 | \$257,882,705 |

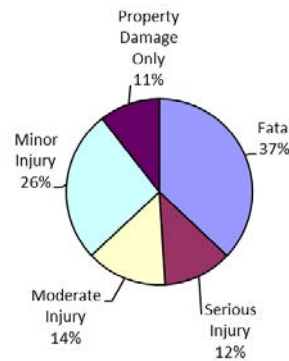
Kent County Teen Driver Crashes

| Crash Casualty Severity | Crash Casualties | Crash Costs |
|--------------------------------|------------------|---------------|
| Fatal | 8 | \$71,003,131 |
| Serious Injury | 47 | \$22,907,322 |
| Moderate Injury | 199 | \$26,853,705 |
| Minor Injury | 754 | \$50,669,032 |
| Property Damage Only | 4,644 | \$20,189,520 |
| Total | 5,652 | \$191,622,711 |
| Average cost of crash casualty | | \$33,904 |

Crash Casualties



Crash Costs



| Costs of Teen Driver Crashes in Kent County (2015 dollars) | | | | | | |
|--|---------------------|---------------------|---------------------|---------------------|----------------------|----------------------|
| | Fatal | Serious Injury | Moderate Injury | Minor Injury | Property Damage Only | Total |
| Medical Care | \$95,446 | \$1,237,618 | \$1,252,808 | \$4,327,555 | \$1,208,520 | \$8,121,946 |
| Future Earnings (Lost Wages) | \$9,629,872 | \$1,889,766 | \$2,313,140 | \$6,524,277 | \$1,383,200 | \$21,740,255 |
| Public Services | \$7,200 | \$8,185 | \$15,238 | \$43,710 | \$101,734 | \$176,068 |
| Adjudication & Sanctioning | \$850,051 | \$401,305 | \$334,460 | \$846,404 | \$82,139 | \$2,514,358 |
| Property Damage & Loss | \$185,221 | \$300,325 | \$777,457 | \$2,889,113 | \$12,537,699 | \$16,689,815 |
| Subtotal (Monetary Cost) | \$10,767,790 | \$3,837,198 | \$4,693,103 | \$14,631,059 | \$15,313,291 | \$49,242,442 |
| Quality of Life | \$60,235,341 | \$19,070,124 | \$22,160,603 | \$36,037,973 | \$4,876,229 | \$142,380,270 |
| Total (Comprehensive Cost) | \$71,003,131 | \$22,907,322 | \$26,853,705 | \$50,669,032 | \$20,189,520 | \$191,622,711 |

Kent County Motorcycle Crashes

| Injury Severity | Motorcyclist Crash Victims | Motorcyclist Victim Costs |
|--------------------------------|-------------------------------|------------------------------|
| Fatal | 7 | \$61,711,463 |
| Serious Injury | 38 | \$19,413,687 |
| Moderate Injury | 64 | \$7,603,806 |
| Minor Injury | 74 | \$8,286,109 |
| Property Damage Only | 111 | \$442,450 |
| Total | 294 | \$97,457,515 |
| Average cost of crash casualty | | \$331,488 |

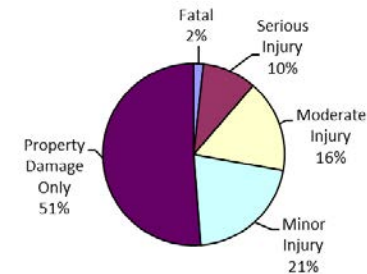
| Injury Severity | Non-motorcyclist Crash Victims | Non-motorcyclist Victim Costs |
|--------------------------------|-----------------------------------|----------------------------------|
| Fatal | 0 | \$0 |
| Serious Injury | 1 | \$487,390 |
| Moderate Injury | 3 | \$404,830 |
| Minor Injury | 11 | \$739,203 |
| Property Damage Only | 97 | \$274,939 |
| Total | 112 | \$1,906,362 |
| Average cost of crash casualty | | \$17,021 |

| Motorcyclist Victim Costs in Motorcycle Crashes in Kent County (2015 dollars) | | | | | | |
|---|--------------|----------------|-----------------|--------------|----------------------|--------------|
| | Fatal | Serious Injury | Moderate Injury | Minor Injury | Property Damage Only | Total |
| Medical Care | \$83,515 | \$1,587,558 | \$578,351 | \$636,854 | \$15,357 | \$2,901,636 |
| Future Earnings (Lost Wages) | \$8,466,380 | \$2,326,649 | \$975,338 | \$1,048,947 | \$24,330 | \$12,841,644 |
| Public Services | \$5,518 | \$13,436 | \$11,046 | \$12,149 | \$6,680 | \$48,829 |
| Adjudication & Sanctioning | \$743,798 | \$361,073 | \$170,927 | \$184,710 | \$20,601 | \$1,481,108 |
| Property Damage & Loss | \$90,658 | \$374,523 | \$501,717 | \$559,968 | \$259,396 | \$1,786,262 |
| Subtotal (Monetary Cost) | \$9,389,869 | \$4,663,238 | \$2,237,379 | \$2,442,628 | \$326,365 | \$19,059,480 |
| Quality of Life | \$52,321,593 | \$14,750,449 | \$5,366,427 | \$5,843,482 | \$116,084 | \$78,398,035 |
| Total (Comprehensive Cost) | \$61,711,463 | \$19,413,687 | \$7,603,806 | \$8,286,109 | \$442,450 | \$97,457,515 |

| Non-motorcyclist Victim Costs in Motorcycle Crashes in Kent County (2015 dollars) | | | | | | |
|---|-------|----------------|-----------------|--------------|----------------------|-------------|
| | Fatal | Serious Injury | Moderate Injury | Minor Injury | Property Damage Only | Total |
| Medical Care | \$0 | \$26,332 | \$18,887 | \$63,134 | \$0 | \$108,353 |
| Future Earnings (Lost Wages) | \$0 | \$40,208 | \$34,871 | \$95,182 | \$8,581 | \$178,842 |
| Public Services | \$0 | \$174 | \$230 | \$638 | \$2,033 | \$3,074 |
| Adjudication & Sanctioning | \$0 | \$8,538 | \$5,042 | \$12,348 | \$0 | \$25,929 |
| Property Damage & Loss | \$0 | \$6,390 | \$11,720 | \$42,149 | \$264,325 | \$324,584 |
| Subtotal (Monetary Cost) | \$0 | \$81,643 | \$70,750 | \$213,450 | \$274,939 | \$640,782 |
| Quality of Life | \$0 | \$405,747 | \$334,079 | \$525,753 | \$0 | \$1,265,580 |
| Total (Comprehensive Cost) | \$0 | \$487,390 | \$404,830 | \$739,203 | \$274,939 | \$1,906,362 |

| Costs of Motorcycle Crashes in Kent County (2015 dollars) | | | | | | |
|---|--------------|----------------|-----------------|--------------|----------------------|--------------|
| | Fatal | Serious Injury | Moderate Injury | Minor Injury | Property Damage Only | Total |
| Medical Care | \$83,515 | \$1,613,890 | \$597,238 | \$699,988 | \$15,357 | \$3,009,989 |
| Future Earnings (Lost Wages) | \$8,466,380 | \$2,366,857 | \$1,010,209 | \$1,144,129 | \$32,911 | \$13,020,487 |
| Public Services | \$5,518 | \$13,610 | \$11,276 | \$12,787 | \$8,713 | \$51,903 |
| Adjudication & Sanctioning | \$743,798 | \$369,611 | \$175,969 | \$197,058 | \$20,601 | \$1,507,037 |
| Property Damage & Loss | \$90,658 | \$380,913 | \$513,438 | \$602,117 | \$523,721 | \$2,110,847 |
| Subtotal (Monetary Cost) | \$9,389,869 | \$4,744,881 | \$2,308,129 | \$2,656,078 | \$601,304 | \$19,700,262 |
| Quality of Life | \$52,321,593 | \$15,156,197 | \$5,700,506 | \$6,369,235 | \$116,084 | \$79,663,615 |
| Total (Comprehensive Cost) | \$61,711,463 | \$19,901,077 | \$8,008,636 | \$9,025,313 | \$717,389 | \$99,363,877 |

Motorcycle Crash Casualties



Motorcycle Crash Costs

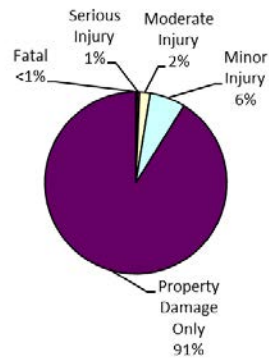


Kent County

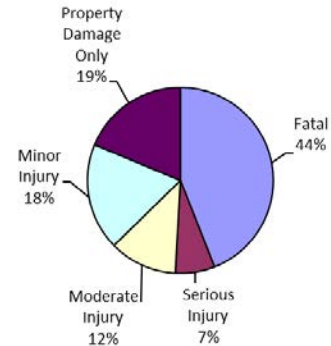
Medium/Large Truck Crashes

| Crash Casualty Severity | Crash Casualties | Crash Costs |
|--------------------------------|------------------|--------------|
| Fatal | 3 | \$26,651,807 |
| Serious Injury | 6 | \$4,155,762 |
| Moderate Injury | 26 | \$7,150,806 |
| Minor Injury | 87 | \$11,266,848 |
| Property Damage Only | 1,250 | \$11,337,500 |
| Total | 1,372 | \$60,562,723 |
| Average cost of crash casualty | | \$44,142 |

Crash Casualties



Crash Costs



| Costs of Medium/Large Truck Crashes in Kent County (2015 dollars) | | | | | | |
|---|---------------------|--------------------|--------------------|---------------------|----------------------|---------------------|
| | Fatal | Serious Injury | Moderate Injury | Minor Injury | Property Damage Only | Total |
| Medical Care | \$35,792 | \$250,482 | \$462,930 | \$710,355 | \$467,500 | \$1,927,059 |
| Future Earnings (Lost Wages) | \$3,611,202 | \$715,404 | \$1,327,144 | \$1,895,556 | \$3,412,500 | \$10,961,806 |
| Public Services | \$2,700 | \$1,932 | \$4,576 | \$16,791 | \$58,750 | \$84,749 |
| Adjudication & Sanctioning | \$318,769 | \$96,696 | \$179,192 | \$260,913 | \$388,750 | \$1,244,320 |
| Property Damage & Loss | \$95,091 | \$75,330 | \$242,320 | \$583,683 | \$4,248,750 | \$5,245,174 |
| Subtotal (Monetary Cost) | \$4,063,555 | \$1,139,844 | \$2,216,162 | \$3,467,298 | \$8,576,250 | \$19,463,109 |
| Quality of Life | \$22,588,253 | \$3,015,918 | \$4,934,644 | \$7,799,550 | \$2,761,250 | \$41,099,615 |
| Total (Comprehensive Cost) | \$26,651,807 | \$4,155,762 | \$7,150,806 | \$11,266,848 | \$11,337,500 | \$60,562,723 |

Keweenaw County

Traffic Crashes and Crime

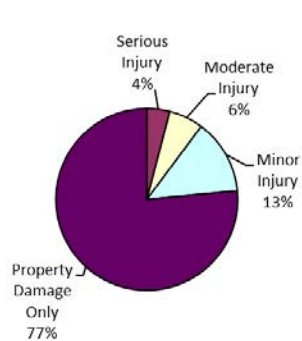
| Traffic Crash Casualty Severity | Traffic Crash Casualties | Traffic Crash Costs |
|--|--------------------------|---------------------|
| Fatal | 0 | \$0 |
| Serious Injury | 4 | \$1,949,559 |
| Moderate Injury | 6 | \$809,659 |
| Minor Injury | 13 | \$873,604 |
| Property Damage Only | 75 | \$326,058 |
| Total | 98 | \$3,958,881 |
| Average cost of traffic crash casualty | \$40,397 | |

| Index Crime Category | Number of Index Crimes | Index Crime Costs |
|-----------------------------|------------------------|-------------------|
| Murder | 0 | \$0 |
| Rape | 1 | \$400,742 |
| Aggravated Assault | 0 | \$0 |
| Robbery | 0 | \$0 |
| Larceny | 24 | \$98,133 |
| Burglary | 12 | \$53,511 |
| Motor Vehicle Theft | 2 | \$18,272 |
| Total | 39 | \$570,658 |
| Average cost of index crime | \$14,632 | |

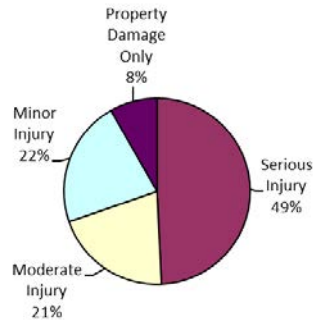
| Costs of Traffic Crashes in Keweenaw County (2015 dollars) | | | | | | |
|--|------------|--------------------|------------------|------------------|----------------------|--------------------|
| | Fatal | Serious Injury | Moderate Injury | Minor Injury | Property Damage Only | Total |
| Medical Care | \$0 | \$105,329 | \$37,773 | \$74,613 | \$19,517 | \$237,233 |
| Future Earnings (Lost Wages) | \$0 | \$160,831 | \$69,743 | \$112,488 | \$22,338 | \$365,400 |
| Public Services | \$0 | \$697 | \$459 | \$754 | \$1,643 | \$3,553 |
| Adjudication & Sanctioning | \$0 | \$34,154 | \$10,084 | \$14,593 | \$1,327 | \$60,158 |
| Property Damage & Loss | \$0 | \$25,560 | \$23,441 | \$49,812 | \$202,482 | \$301,295 |
| Subtotal (Monetary Cost) | \$0 | \$326,570 | \$141,501 | \$252,260 | \$247,308 | \$967,638 |
| Quality of Life | \$0 | \$1,622,989 | \$668,159 | \$621,344 | \$78,750 | \$2,991,243 |
| Total (Comprehensive Cost) | \$0 | \$1,949,559 | \$809,659 | \$873,604 | \$326,058 | \$3,958,881 |

| Costs of Index Crimes in Keweenaw County (2015 dollars) | | | | | | | | |
|---|------------|------------------|--------------------|------------|-----------------|-----------------|---------------------|------------------|
| | Murder | Rape | Aggravated Assault | Robbery | Larceny | Burglary | Motor Vehicle Theft | Total |
| Medical Care | \$0 | \$8,982 | \$0 | \$0 | \$0 | \$0 | \$0 | \$8,982 |
| Future Earnings (Lost Wages) | \$0 | \$5,605 | \$0 | \$0 | \$630 | \$397 | \$198 | \$6,830 |
| Public Services | \$0 | \$788 | \$0 | \$0 | \$10,583 | \$5,385 | \$537 | \$17,294 |
| Adjudication & Sanctioning | \$0 | \$24,625 | \$0 | \$0 | \$48,878 | \$9,315 | \$3,548 | \$86,367 |
| Property Damage and Loss | \$0 | \$157 | \$0 | \$0 | \$22,415 | \$30,701 | \$12,818 | \$66,091 |
| Subtotal (Monetary Cost) | \$0 | \$40,157 | \$0 | \$0 | \$82,507 | \$45,797 | \$17,102 | \$185,564 |
| Quality of Life | \$0 | \$360,585 | \$0 | \$0 | \$15,627 | \$7,714 | \$1,170 | \$385,095 |
| Total (Comprehensive Costs) | \$0 | \$400,742 | \$0 | \$0 | \$98,133 | \$53,511 | \$18,272 | \$570,658 |

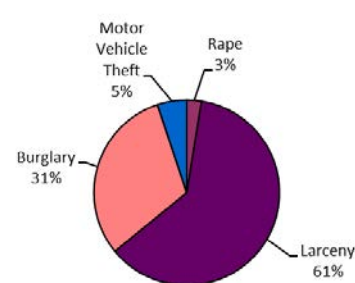
Traffic Crash Casualties



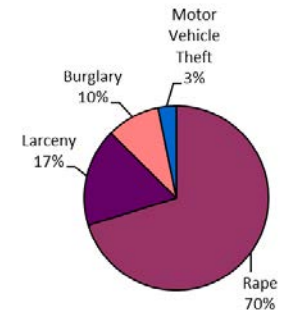
Traffic Crash Costs



Index Crimes



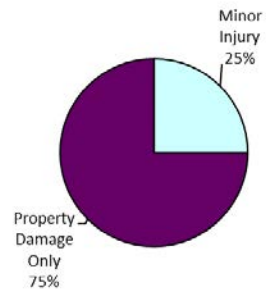
Index Crime Costs



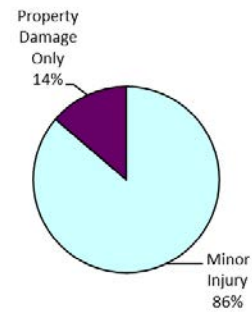
Keweenaw County Alcohol-Involved Crashes

| Crash Casualty Severity | Crash Casualties | Crash Costs |
|--------------------------------|------------------|-------------|
| Fatal | 0 | \$0 |
| Serious Injury | 0 | \$0 |
| Moderate Injury | 0 | \$0 |
| Minor Injury | 1 | \$86,074 |
| Property Damage Only | 3 | \$13,735 |
| Total | 4 | \$99,810 |
| Average cost of crash casualty | \$24,952 | |

Crash Casualties



Crash Costs

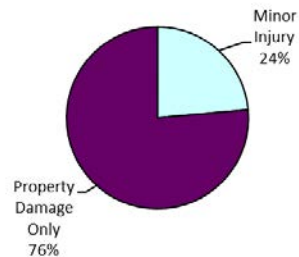


| Costs of Alcohol-Involved Crashes in Keweenaw County (2015 dollars) | | | | | | |
|---|------------|----------------|-----------------|-----------------|----------------------|-----------------|
| | Fatal | Serious Injury | Moderate Injury | Minor Injury | Property Damage Only | Total |
| Medical Care | \$0 | \$0 | \$0 | \$10,565 | \$920 | \$11,485 |
| Future Earnings (Lost Wages) | \$0 | \$0 | \$0 | \$15,895 | \$1,025 | \$16,919 |
| Public Services | \$0 | \$0 | \$0 | \$110 | \$87 | \$197 |
| Adjudication & Sanctioning | \$0 | \$0 | \$0 | \$2,174 | \$144 | \$2,318 |
| Property Damage & Loss | \$0 | \$0 | \$0 | \$6,267 | \$8,221 | \$14,488 |
| Subtotal (Monetary Cost) | \$0 | \$0 | \$0 | \$35,010 | \$10,397 | \$45,407 |
| Quality of Life | \$0 | \$0 | \$0 | \$51,064 | \$3,339 | \$54,403 |
| Total (Comprehensive Cost) | \$0 | \$0 | \$0 | \$86,074 | \$13,735 | \$99,810 |

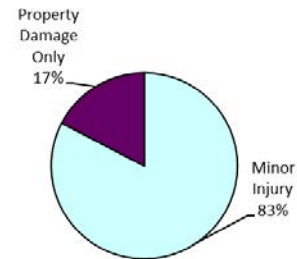
Keweenaw County Teen Driver Crashes

| Crash Casualty Severity | Crash Casualties | Crash Costs |
|--------------------------------|------------------|-------------|
| Fatal | 0 | \$0 |
| Serious Injury | 0 | \$0 |
| Moderate Injury | 0 | \$0 |
| Minor Injury | 4 | \$268,801 |
| Property Damage Only | 13 | \$56,517 |
| Total | 17 | \$325,318 |
| Average cost of crash casualty | | \$19,136 |

Crash Casualties



Crash Costs



| Costs of Teen Driver Crashes in Keweenaw County (2015 dollars) | | | | | | |
|--|------------|----------------|-----------------|------------------|----------------------|------------------|
| | Fatal | Serious Injury | Moderate Injury | Minor Injury | Property Damage Only | Total |
| Medical Care | \$0 | \$0 | \$0 | \$22,958 | \$3,383 | \$26,341 |
| Future Earnings (Lost Wages) | \$0 | \$0 | \$0 | \$34,612 | \$3,872 | \$38,484 |
| Public Services | \$0 | \$0 | \$0 | \$232 | \$285 | \$517 |
| Adjudication & Sanctioning | \$0 | \$0 | \$0 | \$4,490 | \$230 | \$4,720 |
| Property Damage & Loss | \$0 | \$0 | \$0 | \$15,327 | \$35,097 | \$50,424 |
| Subtotal (Monetary Cost) | \$0 | \$0 | \$0 | \$77,618 | \$42,867 | \$120,485 |
| Quality of Life | \$0 | \$0 | \$0 | \$191,183 | \$13,650 | \$204,833 |
| Total (Comprehensive Cost) | \$0 | \$0 | \$0 | \$268,801 | \$56,517 | \$325,318 |

Keweenaw County Motorcycle Crashes

| Injury Severity | Motorcyclist Crash Victims | Motorcyclist Victim Costs |
|--------------------------------|-------------------------------|------------------------------|
| Fatal | 0 | \$0 |
| Serious Injury | 1 | \$510,887 |
| Moderate Injury | 0 | \$0 |
| Minor Injury | 1 | \$111,974 |
| Property Damage Only | 0 | \$0 |
| Total | 2 | \$622,861 |
| Average cost of crash casualty | \$311,430 | |

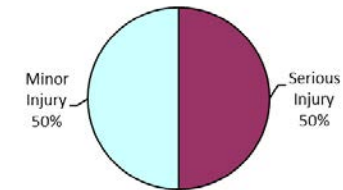
| Injury Severity | Non-motorcyclist Crash Victims | Non-motorcyclist Victim Costs |
|--------------------------------|-----------------------------------|----------------------------------|
| Fatal | 0 | \$0 |
| Serious Injury | 0 | \$0 |
| Moderate Injury | 0 | \$0 |
| Minor Injury | 0 | \$0 |
| Property Damage Only | 0 | \$0 |
| Total | 0 | \$0 |
| Average cost of crash casualty | \$0 | |

| Motorcyclist Victim Costs in Motorcycle Crashes in Keweenaw County (2015 dollars) | | | | | | |
|---|-------|----------------|-----------------|--------------|----------------------|-----------|
| | Fatal | Serious Injury | Moderate Injury | Minor Injury | Property Damage Only | Total |
| Medical Care | \$0 | \$41,778 | \$0 | \$8,606 | \$0 | \$50,384 |
| Future Earnings (Lost Wages) | \$0 | \$61,228 | \$0 | \$14,175 | \$0 | \$75,403 |
| Public Services | \$0 | \$354 | \$0 | \$164 | \$0 | \$518 |
| Adjudication & Sanctioning | \$0 | \$9,502 | \$0 | \$2,496 | \$0 | \$11,998 |
| Property Damage & Loss | \$0 | \$9,856 | \$0 | \$7,567 | \$0 | \$17,423 |
| Subtotal (Monetary Cost) | \$0 | \$122,717 | \$0 | \$33,008 | \$0 | \$155,725 |
| Quality of Life | \$0 | \$388,170 | \$0 | \$78,966 | \$0 | \$467,136 |
| Total (Comprehensive Cost) | \$0 | \$510,887 | \$0 | \$111,974 | \$0 | \$622,861 |

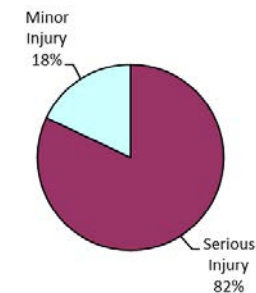
| Non-motorcyclist Victim Costs in Motorcycle Crashes in Keweenaw County (2015 dollars) | | | | | | |
|---|-------|----------------|-----------------|--------------|----------------------|-------|
| | Fatal | Serious Injury | Moderate Injury | Minor Injury | Property Damage Only | Total |
| Medical Care | \$0 | \$0 | \$0 | \$0 | \$0 | \$0 |
| Future Earnings (Lost Wages) | \$0 | \$0 | \$0 | \$0 | \$0 | \$0 |
| Public Services | \$0 | \$0 | \$0 | \$0 | \$0 | \$0 |
| Adjudication & Sanctioning | \$0 | \$0 | \$0 | \$0 | \$0 | \$0 |
| Property Damage & Loss | \$0 | \$0 | \$0 | \$0 | \$0 | \$0 |
| Subtotal (Monetary Cost) | \$0 | \$0 | \$0 | \$0 | \$0 | \$0 |
| Quality of Life | \$0 | \$0 | \$0 | \$0 | \$0 | \$0 |
| Total (Comprehensive Cost) | \$0 | \$0 | \$0 | \$0 | \$0 | \$0 |

| Costs of Motorcycle Crashes in Keweenaw County (2015 dollars) | | | | | | |
|---|-------|----------------|-----------------|--------------|----------------------|-----------|
| | Fatal | Serious Injury | Moderate Injury | Minor Injury | Property Damage Only | Total |
| Medical Care | \$0 | \$41,778 | \$0 | \$8,606 | \$0 | \$50,384 |
| Future Earnings (Lost Wages) | \$0 | \$61,228 | \$0 | \$14,175 | \$0 | \$75,403 |
| Public Services | \$0 | \$354 | \$0 | \$164 | \$0 | \$518 |
| Adjudication & Sanctioning | \$0 | \$9,502 | \$0 | \$2,496 | \$0 | \$11,998 |
| Property Damage & Loss | \$0 | \$9,856 | \$0 | \$7,567 | \$0 | \$17,423 |
| Subtotal (Monetary Cost) | \$0 | \$122,717 | \$0 | \$33,008 | \$0 | \$155,725 |
| Quality of Life | \$0 | \$388,170 | \$0 | \$78,966 | \$0 | \$467,136 |
| Total (Comprehensive Cost) | \$0 | \$510,887 | \$0 | \$111,974 | \$0 | \$622,861 |

Motorcycle Crash Casualties



Motorcycle Crash Costs



Keweenaw County

Medium/Large Truck Crashes

| Crash Casualty Severity | Crash Casualties | Crash Costs |
|--------------------------------|------------------|-------------|
| Fatal | 0 | \$0 |
| Serious Injury | 0 | \$0 |
| Moderate Injury | 0 | \$0 |
| Minor Injury | 0 | \$0 |
| Property Damage Only | 0 | \$0 |
| Total | 0 | \$0 |
| Average cost of crash casualty | \$0 | |

Crash Casualties

Crash Costs

**No Medium/Large
Truck Crashes**

**Medium/Large Truck
Crash Costs = \$0**

| Costs of Medium/Large Truck Crashes in Keweenaw County (2015 dollars) | | | | | | |
|---|------------|----------------|-----------------|--------------|----------------------|------------|
| | Fatal | Serious Injury | Moderate Injury | Minor Injury | Property Damage Only | Total |
| Medical Care | \$0 | \$0 | \$0 | \$0 | \$0 | \$0 |
| Future Earnings (Lost Wages) | \$0 | \$0 | \$0 | \$0 | \$0 | \$0 |
| Public Services | \$0 | \$0 | \$0 | \$0 | \$0 | \$0 |
| Adjudication & Sanctioning | \$0 | \$0 | \$0 | \$0 | \$0 | \$0 |
| Property Damage & Loss | \$0 | \$0 | \$0 | \$0 | \$0 | \$0 |
| Subtotal (Monetary Cost) | \$0 | \$0 | \$0 | \$0 | \$0 | \$0 |
| Quality of Life | \$0 | \$0 | \$0 | \$0 | \$0 | \$0 |
| Total (Comprehensive Cost) | \$0 | \$0 | \$0 | \$0 | \$0 | \$0 |

Lake County

Traffic Crashes and Crime

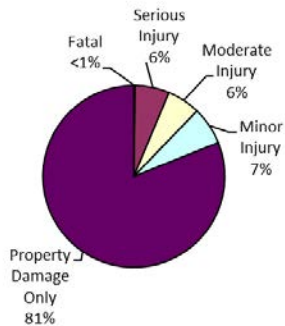
| Traffic Crash Casualty Severity | Traffic Crash Casualties | Traffic Crash Costs |
|--|--------------------------|---------------------|
| Fatal | 1 | \$8,875,391 |
| Serious Injury | 29 | \$14,134,305 |
| Moderate Injury | 28 | \$3,778,411 |
| Minor Injury | 32 | \$2,150,410 |
| Property Damage Only | 385 | \$1,673,765 |
| Total | 475 | \$30,612,282 |
| Average cost of traffic crash casualty | | \$64,447 |

| Index Crime Category | Number of Index Crimes | Index Crime Costs |
|-----------------------------|------------------------|-------------------|
| Murder | 0 | \$0 |
| Rape | 9 | \$3,606,678 |
| Aggravated Assault | 17 | \$534,322 |
| Robbery | 2 | \$68,358 |
| Larceny | 98 | \$400,712 |
| Burglary | 86 | \$383,497 |
| Motor Vehicle Theft | 5 | \$45,679 |
| Total | 217 | \$5,039,247 |
| Average cost of index crime | | \$23,222 |

| Costs of Traffic Crashes in Lake County (2015 dollars) | | | | | | |
|--|--------------------|---------------------|--------------------|--------------------|----------------------|---------------------|
| | Fatal | Serious Injury | Moderate Injury | Minor Injury | Property Damage Only | Total |
| Medical Care | \$11,931 | \$763,636 | \$176,274 | \$183,663 | \$100,190 | \$1,235,694 |
| Future Earnings (Lost Wages) | \$1,203,734 | \$1,166,026 | \$325,467 | \$276,892 | \$114,671 | \$3,086,790 |
| Public Services | \$900 | \$5,050 | \$2,144 | \$1,855 | \$8,434 | \$18,383 |
| Adjudication & Sanctioning | \$106,256 | \$247,614 | \$47,060 | \$35,922 | \$6,810 | \$443,661 |
| Property Damage & Loss | \$23,153 | \$185,307 | \$109,391 | \$122,615 | \$1,039,409 | \$1,479,874 |
| Subtotal (Monetary Cost) | \$1,345,974 | \$2,367,633 | \$660,336 | \$620,947 | \$1,269,513 | \$6,264,402 |
| Quality of Life | \$7,529,418 | \$11,766,672 | \$3,118,075 | \$1,529,463 | \$404,252 | \$24,347,880 |
| Total (Comprehensive Cost) | \$8,875,391 | \$14,134,305 | \$3,778,411 | \$2,150,410 | \$1,673,765 | \$30,612,282 |

| Costs of Index Crimes in Lake County (2015 dollars) | | | | | | | | |
|---|------------|--------------------|--------------------|-----------------|------------------|------------------|---------------------|--------------------|
| | Murder | Rape | Aggravated Assault | Robbery | Larceny | Burglary | Motor Vehicle Theft | Total |
| Medical Care | \$0 | \$80,842 | \$26,312 | \$3,069 | \$0 | \$0 | \$0 | \$110,222 |
| Future Earnings (Lost Wages) | \$0 | \$50,442 | \$18,597 | \$3,163 | \$2,572 | \$2,843 | \$496 | \$78,112 |
| Public Services | \$0 | \$7,095 | \$5,683 | \$808 | \$43,215 | \$38,590 | \$1,344 | \$96,735 |
| Adjudication & Sanctioning | \$0 | \$221,626 | \$201,283 | \$11,286 | \$199,587 | \$66,757 | \$8,871 | \$709,410 |
| Property Damage and Loss | \$0 | \$1,410 | \$1,187 | \$2,281 | \$91,528 | \$220,024 | \$32,045 | \$348,476 |
| Subtotal (Monetary Cost) | \$0 | \$361,415 | \$253,062 | \$20,607 | \$336,903 | \$328,215 | \$42,755 | \$1,342,956 |
| Quality of Life | \$0 | \$3,245,264 | \$281,260 | \$47,752 | \$63,809 | \$55,283 | \$2,924 | \$3,696,291 |
| Total (Comprehensive Costs) | \$0 | \$3,606,678 | \$534,322 | \$68,358 | \$400,712 | \$383,497 | \$45,679 | \$5,039,247 |

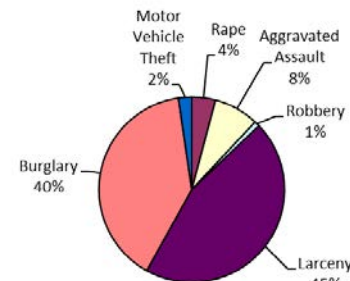
Traffic Crash Casualties



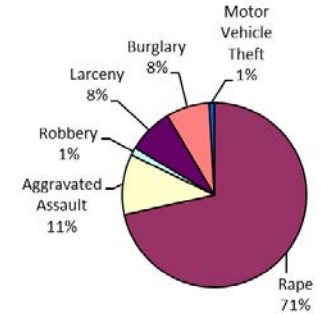
Traffic Crash Costs



Index Crimes



Index Crime Costs

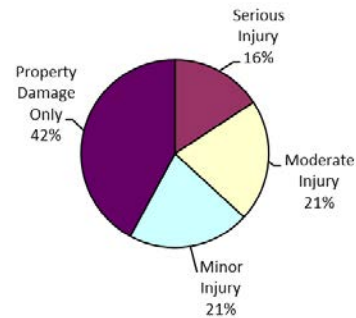


Lake County

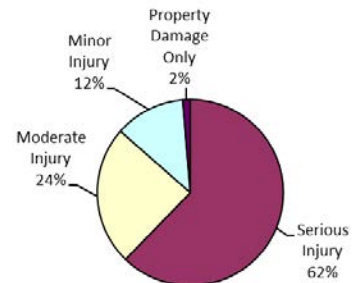
Alcohol-Involved Crashes

| Crash Casualty Severity | Crash Casualties | Crash Costs |
|--------------------------------|------------------|-------------|
| Fatal | 0 | \$0 |
| Serious Injury | 3 | \$1,754,272 |
| Moderate Injury | 4 | \$681,961 |
| Minor Injury | 4 | \$344,298 |
| Property Damage Only | 8 | \$36,627 |
| Total | 19 | \$2,817,158 |
| Average cost of crash casualty | \$148,271 | |

Crash Casualties



Crash Costs

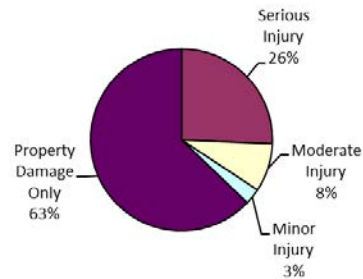


| Costs of Alcohol-Involved Crashes in Lake County (2015 dollars) | | | | | | |
|---|------------|--------------------|------------------|------------------|----------------------|--------------------|
| | Fatal | Serious Injury | Moderate Injury | Minor Injury | Property Damage Only | Total |
| Medical Care | \$0 | \$164,190 | \$55,282 | \$42,260 | \$2,453 | \$264,185 |
| Future Earnings (Lost Wages) | \$0 | \$254,169 | \$102,338 | \$63,579 | \$2,732 | \$422,818 |
| Public Services | \$0 | \$1,167 | \$694 | \$439 | \$232 | \$2,533 |
| Adjudication & Sanctioning | \$0 | \$38,687 | \$14,025 | \$8,697 | \$384 | \$61,792 |
| Property Damage & Loss | \$0 | \$33,869 | \$29,790 | \$25,066 | \$21,923 | \$110,648 |
| Subtotal (Monetary Cost) | \$0 | \$492,081 | \$202,128 | \$140,041 | \$27,724 | \$861,975 |
| Quality of Life | \$0 | \$1,262,191 | \$479,832 | \$204,257 | \$8,903 | \$1,955,183 |
| Total (Comprehensive Cost) | \$0 | \$1,754,272 | \$681,961 | \$344,298 | \$36,627 | \$2,817,158 |

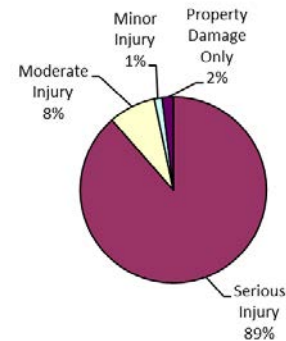
Lake County Teen Driver Crashes

| Crash Casualty Severity | Crash Casualties | Crash Costs |
|--------------------------------|------------------|-------------|
| Fatal | 0 | \$0 |
| Serious Injury | 9 | \$4,386,509 |
| Moderate Injury | 3 | \$404,830 |
| Minor Injury | 1 | \$67,200 |
| Property Damage Only | 22 | \$95,644 |
| Total | 35 | \$4,954,182 |
| Average cost of crash casualty | | \$141,548 |

Crash Casualties



Crash Costs



| Costs of Teen Driver Crashes in Lake County (2015 dollars) | | | | | | |
|--|------------|--------------------|------------------|-----------------|----------------------|--------------------|
| | Fatal | Serious Injury | Moderate Injury | Minor Injury | Property Damage Only | Total |
| Medical Care | \$0 | \$236,991 | \$18,887 | \$5,739 | \$5,725 | \$267,342 |
| Future Earnings (Lost Wages) | \$0 | \$361,870 | \$34,871 | \$8,653 | \$6,553 | \$411,947 |
| Public Services | \$0 | \$1,567 | \$230 | \$58 | \$482 | \$2,337 |
| Adjudication & Sanctioning | \$0 | \$76,846 | \$5,042 | \$1,123 | \$389 | \$83,399 |
| Property Damage & Loss | \$0 | \$57,509 | \$11,720 | \$3,832 | \$59,395 | \$132,456 |
| Subtotal (Monetary Cost) | \$0 | \$734,783 | \$70,750 | \$19,405 | \$72,544 | \$897,481 |
| Quality of Life | \$0 | \$3,651,726 | \$334,079 | \$47,796 | \$23,100 | \$4,056,701 |
| Total (Comprehensive Cost) | \$0 | \$4,386,509 | \$404,830 | \$67,200 | \$95,644 | \$4,954,182 |

Lake County Motorcycle Crashes

| Injury Severity | Motorcyclist Crash Victims | Motorcyclist Victim Costs |
|--------------------------------|-------------------------------|------------------------------|
| Fatal | 1 | \$8,815,923 |
| Serious Injury | 3 | \$1,532,660 |
| Moderate Injury | 3 | \$356,428 |
| Minor Injury | 2 | \$223,949 |
| Property Damage Only | 1 | \$3,986 |
| Total | 10 | \$10,932,946 |
| Average cost of crash casualty | \$1,093,295 | |

| Injury Severity | Non-motorcyclist Crash Victims | Non-motorcyclist Victim Costs |
|--------------------------------|-----------------------------------|----------------------------------|
| Fatal | 0 | \$0 |
| Serious Injury | 1 | \$487,390 |
| Moderate Injury | 0 | \$0 |
| Minor Injury | 0 | \$0 |
| Property Damage Only | 0 | \$0 |
| Total | 1 | \$487,390 |
| Average cost of crash casualty | \$487,390 | |

| Motorcyclist Victim Costs in Motorcycle Crashes in Lake County (2015 dollars) | | | | | | |
|---|-------------|----------------|-----------------|--------------|----------------------|--------------|
| | Fatal | Serious Injury | Moderate Injury | Minor Injury | Property Damage Only | Total |
| Medical Care | \$11,931 | \$125,334 | \$27,110 | \$17,212 | \$138 | \$181,725 |
| Future Earnings (Lost Wages) | \$1,209,483 | \$183,683 | \$45,719 | \$28,350 | \$219 | \$1,467,454 |
| Public Services | \$788 | \$1,061 | \$518 | \$328 | \$60 | \$2,755 |
| Adjudication & Sanctioning | \$106,257 | \$28,506 | \$8,012 | \$4,992 | \$186 | \$147,952 |
| Property Damage & Loss | \$12,951 | \$29,568 | \$23,518 | \$15,134 | \$2,337 | \$83,508 |
| Subtotal (Monetary Cost) | \$1,341,410 | \$368,150 | \$104,877 | \$66,017 | \$2,940 | \$1,883,395 |
| Quality of Life | \$7,474,513 | \$1,164,509 | \$251,551 | \$157,932 | \$1,046 | \$9,049,551 |
| Total (Comprehensive Cost) | \$8,815,923 | \$1,532,660 | \$356,428 | \$223,949 | \$3,986 | \$10,932,946 |

| Non-motorcyclist Victim Costs in Motorcycle Crashes in Lake County (2015 dollars) | | | | | | |
|---|-------|----------------|-----------------|--------------|----------------------|-----------|
| | Fatal | Serious Injury | Moderate Injury | Minor Injury | Property Damage Only | Total |
| Medical Care | \$0 | \$26,332 | \$0 | \$0 | \$0 | \$26,332 |
| Future Earnings (Lost Wages) | \$0 | \$40,208 | \$0 | \$0 | \$0 | \$40,208 |
| Public Services | \$0 | \$174 | \$0 | \$0 | \$0 | \$174 |
| Adjudication & Sanctioning | \$0 | \$8,538 | \$0 | \$0 | \$0 | \$8,538 |
| Property Damage & Loss | \$0 | \$6,390 | \$0 | \$0 | \$0 | \$6,390 |
| Subtotal (Monetary Cost) | \$0 | \$81,643 | \$0 | \$0 | \$0 | \$81,643 |
| Quality of Life | \$0 | \$405,747 | \$0 | \$0 | \$0 | \$405,747 |
| Total (Comprehensive Cost) | \$0 | \$487,390 | \$0 | \$0 | \$0 | \$487,390 |

| Costs of Motorcycle Crashes in Lake County (2015 dollars) | | | | | | |
|---|-------------|----------------|-----------------|--------------|----------------------|--------------|
| | Fatal | Serious Injury | Moderate Injury | Minor Injury | Property Damage Only | Total |
| Medical Care | \$11,931 | \$151,666 | \$27,110 | \$17,212 | \$138 | \$208,057 |
| Future Earnings (Lost Wages) | \$1,209,483 | \$223,891 | \$45,719 | \$28,350 | \$219 | \$1,507,662 |
| Public Services | \$788 | \$1,235 | \$518 | \$328 | \$60 | \$2,929 |
| Adjudication & Sanctioning | \$106,257 | \$37,044 | \$8,012 | \$4,992 | \$186 | \$156,491 |
| Property Damage & Loss | \$12,951 | \$35,957 | \$23,518 | \$15,134 | \$2,337 | \$89,898 |
| Subtotal (Monetary Cost) | \$1,341,410 | \$449,793 | \$104,877 | \$66,017 | \$2,940 | \$1,965,037 |
| Quality of Life | \$7,474,513 | \$1,570,256 | \$251,551 | \$157,932 | \$1,046 | \$9,455,299 |
| Total (Comprehensive Cost) | \$8,815,923 | \$2,020,049 | \$356,428 | \$223,949 | \$3,986 | \$11,420,336 |

Motorcycle Crash Casualties



Motorcycle Crash Costs

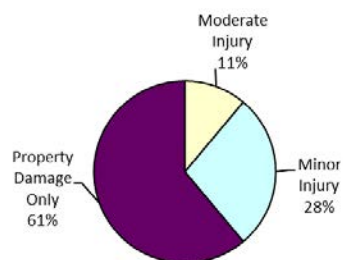


Lake County

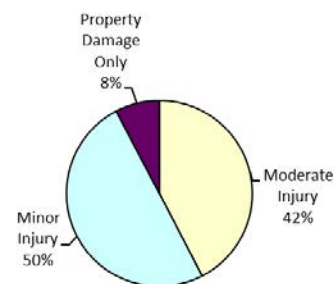
Medium/Large Truck Crashes

| Crash Casualty Severity | Crash Casualties | Crash Costs |
|--------------------------------|------------------|-------------|
| Fatal | 0 | \$0 |
| Serious Injury | 0 | \$0 |
| Moderate Injury | 2 | \$550,062 |
| Minor Injury | 5 | \$647,520 |
| Property Damage Only | 11 | \$99,770 |
| Total | 18 | \$1,297,352 |
| Average cost of crash casualty | \$72,075 | |

Crash Casualties



Crash Costs



| Costs of Medium/Large Truck Crashes in Lake County (2015 dollars) | | | | | | |
|---|------------|----------------|------------------|------------------|----------------------|--------------------|
| | Fatal | Serious Injury | Moderate Injury | Minor Injury | Property Damage Only | Total |
| Medical Care | \$0 | \$0 | \$35,610 | \$40,825 | \$4,114 | \$80,549 |
| Future Earnings (Lost Wages) | \$0 | \$0 | \$102,088 | \$108,940 | \$30,030 | \$241,058 |
| Public Services | \$0 | \$0 | \$352 | \$965 | \$517 | \$1,834 |
| Adjudication & Sanctioning | \$0 | \$0 | \$13,784 | \$14,995 | \$3,421 | \$32,200 |
| Property Damage & Loss | \$0 | \$0 | \$18,640 | \$33,545 | \$37,389 | \$89,574 |
| Subtotal (Monetary Cost) | \$0 | \$0 | \$170,474 | \$199,270 | \$75,471 | \$445,215 |
| Quality of Life | \$0 | \$0 | \$379,588 | \$448,250 | \$24,299 | \$852,137 |
| Total (Comprehensive Cost) | \$0 | \$0 | \$550,062 | \$647,520 | \$99,770 | \$1,297,352 |

Lapeer County

Traffic Crashes and Crime

| Traffic Crash Casualty Severity | Traffic Crash Casualties | Traffic Crash Costs |
|--|--------------------------|---------------------|
| Fatal | 9 | \$79,878,523 |
| Serious Injury | 42 | \$20,470,373 |
| Moderate Injury | 171 | \$23,075,294 |
| Minor Injury | 380 | \$25,536,117 |
| Property Damage Only | 3,427 | \$14,898,683 |
| Total | 4,029 | \$163,858,991 |
| Average cost of traffic crash casualty | \$40,670 | |

| Index Crime Category | Number of Index Crimes | Index Crime Costs |
|-----------------------------|------------------------|-------------------|
| Murder | 0 | \$0 |
| Rape | 53 | \$21,239,328 |
| Aggravated Assault | 95 | \$2,985,918 |
| Robbery | 3 | \$102,538 |
| Larceny | 517 | \$2,113,958 |
| Burglary | 204 | \$909,691 |
| Motor Vehicle Theft | 36 | \$328,891 |
| Total | 908 | \$27,680,324 |
| Average cost of index crime | \$30,485 | |

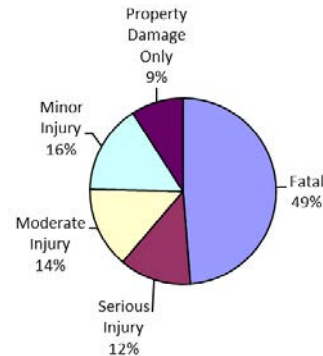
| Costs of Traffic Crashes in Lapeer County (2015 dollars) | | | | | | |
|--|---------------------|---------------------|---------------------|---------------------|----------------------|----------------------|
| | Fatal | Serious Injury | Moderate Injury | Minor Injury | Property Damage Only | Total |
| Medical Care | \$107,377 | \$1,105,956 | \$1,076,533 | \$2,180,996 | \$891,817 | \$5,362,679 |
| Future Earnings (Lost Wages) | \$10,833,607 | \$1,688,727 | \$1,987,673 | \$3,288,097 | \$1,020,721 | \$18,818,824 |
| Public Services | \$8,100 | \$7,314 | \$13,094 | \$22,029 | \$75,074 | \$125,611 |
| Adjudication & Sanctioning | \$956,307 | \$358,613 | \$287,400 | \$426,569 | \$60,614 | \$2,089,503 |
| Property Damage & Loss | \$208,374 | \$268,375 | \$668,066 | \$1,456,052 | \$9,252,087 | \$11,852,954 |
| Subtotal (Monetary Cost) | \$12,113,764 | \$3,428,986 | \$4,032,767 | \$7,373,743 | \$11,300,312 | \$38,249,572 |
| Quality of Life | \$67,764,758 | \$17,041,388 | \$19,042,528 | \$18,162,374 | \$3,598,371 | \$125,609,419 |
| Total (Comprehensive Cost) | \$79,878,523 | \$20,470,373 | \$23,075,294 | \$25,536,117 | \$14,898,683 | \$163,858,991 |

| Costs of Index Crimes in Lapeer County (2015 dollars) | | | | | | | | |
|---|------------|---------------------|--------------------|------------------|--------------------|------------------|---------------------|---------------------|
| | Murder | Rape | Aggravated Assault | Robbery | Larceny | Burglary | Motor Vehicle Theft | Total |
| Medical Care | \$0 | \$476,071 | \$147,035 | \$4,603 | \$0 | \$0 | \$0 | \$627,709 |
| Future Earnings (Lost Wages) | \$0 | \$297,045 | \$103,925 | \$4,744 | \$13,571 | \$6,743 | \$3,570 | \$429,598 |
| Public Services | \$0 | \$41,779 | \$31,756 | \$1,212 | \$227,984 | \$91,540 | \$9,674 | \$403,945 |
| Adjudication & Sanctioning | \$0 | \$1,305,134 | \$1,124,817 | \$16,930 | \$1,052,921 | \$158,354 | \$63,869 | \$3,722,024 |
| Property Damage and Loss | \$0 | \$8,303 | \$6,636 | \$3,422 | \$482,859 | \$521,918 | \$230,725 | \$1,253,862 |
| Subtotal (Monetary Cost) | \$0 | \$2,128,331 | \$1,414,169 | \$30,910 | \$1,777,334 | \$778,555 | \$307,838 | \$6,437,138 |
| Quality of Life | \$0 | \$19,110,998 | \$1,571,749 | \$71,627 | \$336,623 | \$131,136 | \$21,053 | \$21,243,187 |
| Total (Comprehensive Costs) | \$0 | \$21,239,328 | \$2,985,918 | \$102,538 | \$2,113,958 | \$909,691 | \$328,891 | \$27,680,324 |

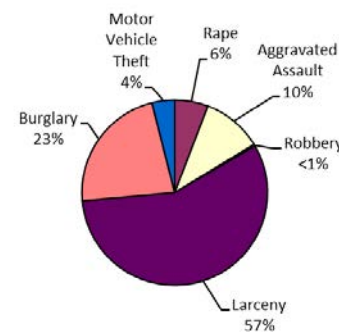
Traffic Crash Casualties



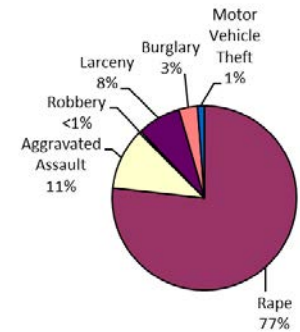
Traffic Crash Costs



Index Crimes



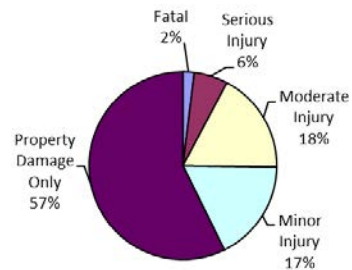
Index Crime Costs



Lapeer County Alcohol-Involved Crashes

| Crash Casualty Severity | Crash Casualties | Crash Costs |
|--------------------------------|------------------|---------------------|
| Fatal | 2 | \$17,750,783 |
| Serious Injury | 6 | \$3,508,545 |
| Moderate Injury | 18 | \$3,068,822 |
| Minor Injury | 18 | \$1,549,341 |
| Property Damage Only | 59 | \$270,125 |
| Total | 103 | \$26,147,615 |
| Average cost of crash casualty | | \$253,860 |

Crash Casualties



Crash Costs



| Costs of Alcohol-Involved Crashes in Lapeer County (2015 dollars) | | | | | | |
|---|---------------------|--------------------|--------------------|--------------------|----------------------|---------------------|
| | Fatal | Serious Injury | Moderate Injury | Minor Injury | Property Damage Only | Total |
| Medical Care | \$23,861 | \$328,379 | \$248,767 | \$190,170 | \$18,094 | \$809,272 |
| Future Earnings (Lost Wages) | \$2,407,468 | \$508,337 | \$460,519 | \$286,105 | \$20,152 | \$3,682,581 |
| Public Services | \$1,800 | \$2,334 | \$3,124 | \$1,978 | \$1,711 | \$10,947 |
| Adjudication & Sanctioning | \$212,513 | \$77,373 | \$63,111 | \$39,135 | \$2,831 | \$394,963 |
| Property Damage & Loss | \$46,305 | \$67,738 | \$134,055 | \$112,798 | \$161,680 | \$522,576 |
| Subtotal (Monetary Cost) | \$2,691,948 | \$984,163 | \$909,577 | \$630,185 | \$204,467 | \$5,420,339 |
| Quality of Life | \$15,058,835 | \$2,524,382 | \$2,159,246 | \$919,155 | \$65,658 | \$20,727,276 |
| Total (Comprehensive Cost) | \$17,750,783 | \$3,508,545 | \$3,068,822 | \$1,549,341 | \$270,125 | \$26,147,615 |

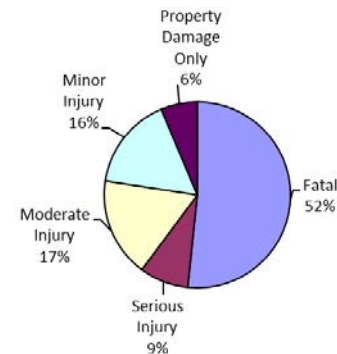
Lapeer County Teen Driver Crashes

| Crash Casualty Severity | Crash Casualties | Crash Costs |
|--------------------------------|------------------|--------------|
| Fatal | 2 | \$17,750,783 |
| Serious Injury | 6 | \$2,924,339 |
| Moderate Injury | 44 | \$5,937,503 |
| Minor Injury | 83 | \$5,577,626 |
| Property Damage Only | 501 | \$2,178,068 |
| Total | 636 | \$34,368,318 |
| Average cost of crash casualty | | \$54,038 |

Crash Casualties



Crash Costs



| Costs of Teen Driver Crashes in Lapeer County (2015 dollars) | | | | | | |
|--|---------------------|--------------------|--------------------|--------------------|----------------------|---------------------|
| | Fatal | Serious Injury | Moderate Injury | Minor Injury | Property Damage Only | Total |
| Medical Care | \$23,861 | \$157,994 | \$277,003 | \$476,375 | \$130,377 | \$1,065,610 |
| Future Earnings (Lost Wages) | \$2,407,468 | \$241,247 | \$511,448 | \$718,190 | \$149,221 | \$4,027,574 |
| Public Services | \$1,800 | \$1,045 | \$3,369 | \$4,812 | \$10,975 | \$22,001 |
| Adjudication & Sanctioning | \$212,513 | \$51,230 | \$73,951 | \$93,172 | \$8,861 | \$439,727 |
| Property Damage & Loss | \$46,305 | \$38,339 | \$171,900 | \$318,032 | \$1,352,581 | \$1,927,158 |
| Subtotal (Monetary Cost) | \$2,691,948 | \$489,855 | \$1,037,671 | \$1,610,581 | \$1,652,015 | \$7,482,070 |
| Quality of Life | \$15,058,835 | \$2,434,484 | \$4,899,832 | \$3,967,045 | \$526,053 | \$26,886,249 |
| Total (Comprehensive Cost) | \$17,750,783 | \$2,924,339 | \$5,937,503 | \$5,577,626 | \$2,178,068 | \$34,368,318 |

Lapeer County Motorcycle Crashes

| Injury Severity | Motorcyclist Crash Victims | Motorcyclist Victim Costs |
|--------------------------------|-------------------------------|------------------------------|
| Fatal | 2 | \$17,631,846 |
| Serious Injury | 7 | \$3,576,206 |
| Moderate Injury | 9 | \$1,069,285 |
| Minor Injury | 12 | \$1,343,693 |
| Property Damage Only | 10 | \$39,860 |
| Total | 40 | \$23,660,891 |
| Average cost of crash casualty | \$591,522 | |

| Injury Severity | Non-motorcyclist Crash Victims | Non-motorcyclist Victim Costs |
|--------------------------------|-----------------------------------|----------------------------------|
| Fatal | 1 | \$8,875,391 |
| Serious Injury | 0 | \$0 |
| Moderate Injury | 1 | \$134,943 |
| Minor Injury | 1 | \$67,200 |
| Property Damage Only | 8 | \$22,675 |
| Total | 11 | \$9,100,210 |
| Average cost of crash casualty | \$827,292 | |

| Motorcyclist Victim Costs in Motorcycle Crashes in Lapeer County (2015 dollars) | | | | | | |
|---|--------------|----------------|-----------------|--------------|----------------------|--------------|
| | Fatal | Serious Injury | Moderate Injury | Minor Injury | Property Damage Only | Total |
| Medical Care | \$23,861 | \$292,445 | \$81,331 | \$103,274 | \$1,384 | \$502,294 |
| Future Earnings (Lost Wages) | \$2,418,966 | \$428,593 | \$137,157 | \$170,099 | \$2,192 | \$3,157,007 |
| Public Services | \$1,577 | \$2,475 | \$1,553 | \$1,970 | \$602 | \$8,177 |
| Adjudication & Sanctioning | \$212,514 | \$66,513 | \$24,037 | \$29,953 | \$1,856 | \$334,872 |
| Property Damage & Loss | \$25,902 | \$68,991 | \$70,554 | \$90,806 | \$23,369 | \$279,622 |
| Subtotal (Monetary Cost) | \$2,682,820 | \$859,018 | \$314,631 | \$396,102 | \$29,402 | \$4,281,973 |
| Quality of Life | \$14,949,027 | \$2,717,188 | \$754,654 | \$947,592 | \$10,458 | \$19,378,918 |
| Total (Comprehensive Cost) | \$17,631,846 | \$3,576,206 | \$1,069,285 | \$1,343,693 | \$39,860 | \$23,660,891 |

| Non-motorcyclist Victim Costs in Motorcycle Crashes in Lapeer County (2015 dollars) | | | | | | |
|---|-------------|----------------|-----------------|--------------|----------------------|-------------|
| | Fatal | Serious Injury | Moderate Injury | Minor Injury | Property Damage Only | Total |
| Medical Care | \$11,931 | \$0 | \$6,296 | \$5,739 | \$0 | \$23,966 |
| Future Earnings (Lost Wages) | \$1,203,734 | \$0 | \$11,624 | \$8,653 | \$708 | \$1,224,719 |
| Public Services | \$900 | \$0 | \$77 | \$58 | \$168 | \$1,202 |
| Adjudication & Sanctioning | \$106,256 | \$0 | \$1,681 | \$1,123 | \$0 | \$109,060 |
| Property Damage & Loss | \$23,153 | \$0 | \$3,907 | \$3,832 | \$21,800 | \$52,691 |
| Subtotal (Monetary Cost) | \$1,345,974 | \$0 | \$23,583 | \$19,405 | \$22,675 | \$1,411,637 |
| Quality of Life | \$7,529,418 | \$0 | \$111,360 | \$47,796 | \$0 | \$7,688,573 |
| Total (Comprehensive Cost) | \$8,875,391 | \$0 | \$134,943 | \$67,200 | \$22,675 | \$9,100,210 |

| Costs of Motorcycle Crashes in Lapeer County (2015 dollars) | | | | | | |
|---|--------------|----------------|-----------------|--------------|----------------------|--------------|
| | Fatal | Serious Injury | Moderate Injury | Minor Injury | Property Damage Only | Total |
| Medical Care | \$35,792 | \$292,445 | \$87,626 | \$109,013 | \$1,384 | \$526,260 |
| Future Earnings (Lost Wages) | \$3,622,700 | \$428,593 | \$148,781 | \$178,752 | \$2,900 | \$4,381,726 |
| Public Services | \$2,477 | \$2,475 | \$1,630 | \$2,028 | \$769 | \$9,379 |
| Adjudication & Sanctioning | \$318,770 | \$66,513 | \$25,717 | \$31,076 | \$1,856 | \$443,932 |
| Property Damage & Loss | \$49,055 | \$68,991 | \$74,461 | \$94,637 | \$45,169 | \$332,313 |
| Subtotal (Monetary Cost) | \$4,028,794 | \$859,018 | \$338,215 | \$415,506 | \$52,078 | \$5,693,610 |
| Quality of Life | \$22,478,444 | \$2,717,188 | \$866,014 | \$995,387 | \$10,458 | \$27,067,491 |
| Total (Comprehensive Cost) | \$26,507,238 | \$3,576,206 | \$1,204,228 | \$1,410,894 | \$62,536 | \$32,761,101 |

Motorcycle Crash Casualties



Motorcycle Crash Costs

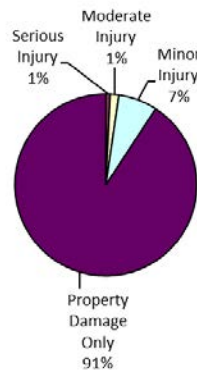


Lapeer County

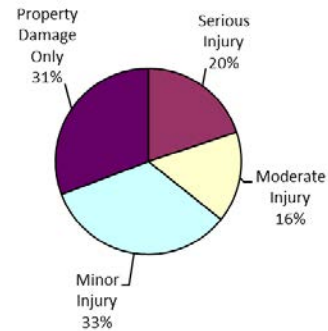
Medium/Large Truck Crashes

| Crash Casualty Severity | Crash Casualties | Crash Costs |
|--------------------------------|------------------|-------------|
| Fatal | 0 | \$0 |
| Serious Injury | 1 | \$692,627 |
| Moderate Injury | 2 | \$550,062 |
| Minor Injury | 9 | \$1,165,536 |
| Property Damage Only | 118 | \$1,070,260 |
| Total | 130 | \$3,478,485 |
| Average cost of crash casualty | | \$26,758 |

Crash Casualties



Crash Costs



| Costs of Medium/Large Truck Crashes in Lapeer County (2015 dollars) | | | | | | |
|---|------------|------------------|------------------|--------------------|----------------------|--------------------|
| | Fatal | Serious Injury | Moderate Injury | Minor Injury | Property Damage Only | Total |
| Medical Care | \$0 | \$41,747 | \$35,610 | \$73,485 | \$44,132 | \$194,974 |
| Future Earnings (Lost Wages) | \$0 | \$119,234 | \$102,088 | \$196,092 | \$322,140 | \$739,554 |
| Public Services | \$0 | \$322 | \$352 | \$1,737 | \$5,546 | \$7,957 |
| Adjudication & Sanctioning | \$0 | \$16,116 | \$13,784 | \$26,991 | \$36,698 | \$93,589 |
| Property Damage & Loss | \$0 | \$12,555 | \$18,640 | \$60,381 | \$401,082 | \$492,658 |
| Subtotal (Monetary Cost) | \$0 | \$189,974 | \$170,474 | \$358,686 | \$809,598 | \$1,528,732 |
| Quality of Life | \$0 | \$502,653 | \$379,588 | \$806,850 | \$260,662 | \$1,949,753 |
| Total (Comprehensive Cost) | \$0 | \$692,627 | \$550,062 | \$1,165,536 | \$1,070,260 | \$3,478,485 |

Leelanau County

Traffic Crashes and Crime

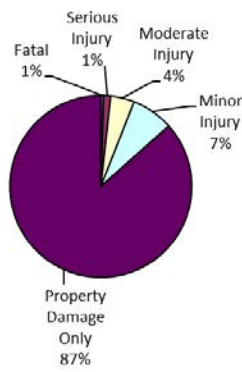
| Traffic Crash Casualty Severity | Traffic Crash Casualties | Traffic Crash Costs |
|--|--------------------------|---------------------|
| Fatal | 4 | \$35,501,566 |
| Serious Injury | 10 | \$4,873,898 |
| Moderate Injury | 34 | \$4,588,070 |
| Minor Injury | 60 | \$4,032,018 |
| Property Damage Only | 697 | \$3,030,167 |
| Total | 805 | \$52,025,720 |
| Average cost of traffic crash casualty | \$64,628 | |

| Index Crime Category | Number of Index Crimes | Index Crime Costs |
|-----------------------------|------------------------|-------------------|
| Murder | 0 | \$0 |
| Rape | 6 | \$2,404,452 |
| Aggravated Assault | 5 | \$157,154 |
| Robbery | 0 | \$0 |
| Larceny | 58 | \$237,156 |
| Burglary | 15 | \$66,889 |
| Motor Vehicle Theft | 3 | \$27,408 |
| Total | 87 | \$2,893,058 |
| Average cost of index crime | \$33,254 | |

| Costs of Traffic Crashes in Leelanau County (2015 dollars) | | | | | | |
|--|---------------------|--------------------|--------------------|--------------------|----------------------|---------------------|
| | Fatal | Serious Injury | Moderate Injury | Minor Injury | Property Damage Only | Total |
| Medical Care | \$47,723 | \$263,323 | \$214,048 | \$344,368 | \$181,382 | \$1,050,843 |
| Future Earnings (Lost Wages) | \$4,814,936 | \$402,078 | \$395,210 | \$519,173 | \$207,599 | \$6,338,996 |
| Public Services | \$3,600 | \$1,741 | \$2,604 | \$3,478 | \$15,269 | \$26,692 |
| Adjudication & Sanctioning | \$425,025 | \$85,384 | \$57,144 | \$67,353 | \$12,328 | \$647,234 |
| Property Damage & Loss | \$92,611 | \$63,899 | \$132,832 | \$229,903 | \$1,881,735 | \$2,400,979 |
| Subtotal (Monetary Cost) | \$5,383,895 | \$816,425 | \$801,837 | \$1,164,275 | \$2,298,313 | \$10,464,745 |
| Quality of Life | \$30,117,670 | \$4,057,473 | \$3,786,234 | \$2,867,743 | \$731,854 | \$41,560,975 |
| Total (Comprehensive Cost) | \$35,501,566 | \$4,873,898 | \$4,588,070 | \$4,032,018 | \$3,030,167 | \$52,025,720 |

| Costs of Index Crimes in Leelanau County (2015 dollars) | | | | | | | | |
|---|------------|--------------------|--------------------|------------|------------------|-----------------|---------------------|--------------------|
| | Murder | Rape | Aggravated Assault | Robbery | Larceny | Burglary | Motor Vehicle Theft | Total |
| Medical Care | \$0 | \$53,895 | \$7,739 | \$0 | \$0 | \$0 | \$0 | \$61,633 |
| Future Earnings (Lost Wages) | \$0 | \$33,628 | \$5,470 | \$0 | \$1,522 | \$496 | \$297 | \$41,413 |
| Public Services | \$0 | \$4,730 | \$1,671 | \$0 | \$25,576 | \$6,731 | \$806 | \$39,515 |
| Adjudication & Sanctioning | \$0 | \$147,751 | \$59,201 | \$0 | \$118,123 | \$11,644 | \$5,322 | \$342,041 |
| Property Damage and Loss | \$0 | \$940 | \$349 | \$0 | \$54,170 | \$38,376 | \$19,227 | \$113,062 |
| Subtotal (Monetary Cost) | \$0 | \$240,943 | \$74,430 | \$0 | \$199,391 | \$57,247 | \$25,653 | \$597,664 |
| Quality of Life | \$0 | \$2,163,509 | \$82,724 | \$0 | \$37,764 | \$9,642 | \$1,754 | \$2,295,394 |
| Total (Comprehensive Costs) | \$0 | \$2,404,452 | \$157,154 | \$0 | \$237,156 | \$66,889 | \$27,408 | \$2,893,058 |

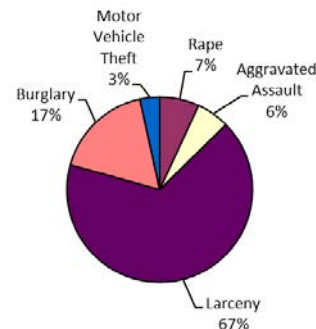
Traffic Crash Casualties



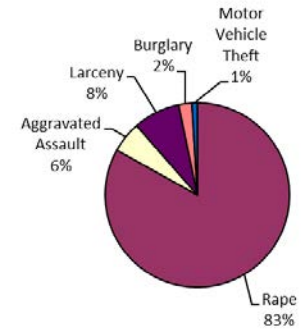
Traffic Crash Costs



Index Crimes



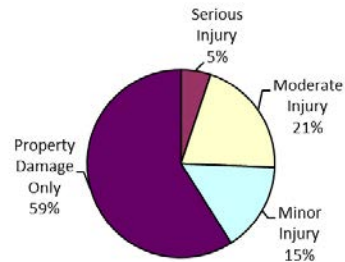
Index Crime Costs



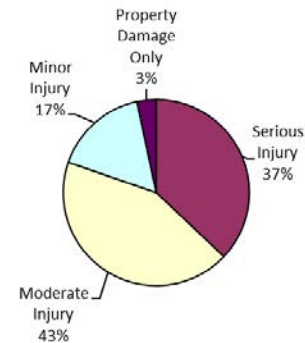
Leelanau County Alcohol-Involved Crashes

| Crash Casualty Severity | Crash Casualties | Crash Costs |
|--------------------------------|------------------|--------------------|
| Fatal | 0 | \$0 |
| Serious Injury | 2 | \$1,169,515 |
| Moderate Injury | 8 | \$1,363,921 |
| Minor Injury | 6 | \$516,447 |
| Property Damage Only | 23 | \$105,303 |
| Total | 39 | \$3,155,186 |
| Average cost of crash casualty | \$80,902 | |

Crash Casualties



Crash Costs

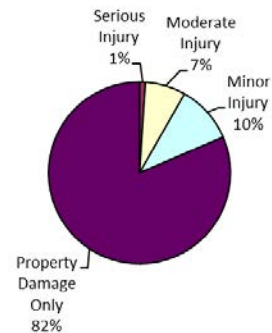


| Costs of Alcohol-Involved Crashes in Leelanau County (2015 dollars) | | | | | | |
|---|------------|--------------------|--------------------|------------------|----------------------|--------------------|
| | Fatal | Serious Injury | Moderate Injury | Minor Injury | Property Damage Only | Total |
| Medical Care | \$0 | \$109,460 | \$110,563 | \$63,390 | \$7,054 | \$290,467 |
| Future Earnings (Lost Wages) | \$0 | \$169,446 | \$204,675 | \$95,368 | \$7,856 | \$477,345 |
| Public Services | \$0 | \$778 | \$1,388 | \$659 | \$667 | \$3,493 |
| Adjudication & Sanctioning | \$0 | \$25,791 | \$28,049 | \$13,045 | \$1,104 | \$67,989 |
| Property Damage & Loss | \$0 | \$22,579 | \$59,580 | \$37,599 | \$63,028 | \$182,786 |
| Subtotal (Monetary Cost) | \$0 | \$328,054 | \$404,256 | \$210,062 | \$79,707 | \$1,022,080 |
| Quality of Life | \$0 | \$841,461 | \$959,665 | \$306,385 | \$25,595 | \$2,133,106 |
| Total (Comprehensive Cost) | \$0 | \$1,169,515 | \$1,363,921 | \$516,447 | \$105,303 | \$3,155,186 |

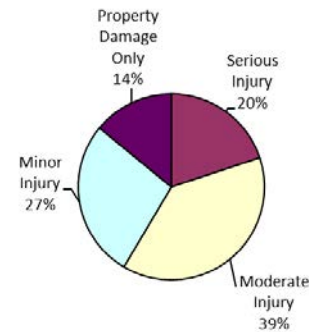
Leelanau County Teen Driver Crashes

| Crash Casualty Severity | Crash Casualties | Crash Costs |
|--------------------------------|------------------|-------------|
| Fatal | 0 | \$0 |
| Serious Injury | 1 | \$487,390 |
| Moderate Injury | 7 | \$944,603 |
| Minor Injury | 10 | \$672,003 |
| Property Damage Only | 79 | \$343,448 |
| Total | 97 | \$2,447,444 |
| Average cost of crash casualty | | \$25,231 |

Crash Casualties



Crash Costs



| Costs of Teen Driver Crashes in Leelanau County (2015 dollars) | | | | | | |
|--|------------|------------------|------------------|------------------|----------------------|--------------------|
| | Fatal | Serious Injury | Moderate Injury | Minor Injury | Property Damage Only | Total |
| Medical Care | \$0 | \$26,332 | \$44,069 | \$57,395 | \$20,558 | \$148,354 |
| Future Earnings (Lost Wages) | \$0 | \$40,208 | \$81,367 | \$86,529 | \$23,530 | \$231,633 |
| Public Services | \$0 | \$174 | \$536 | \$580 | \$1,731 | \$3,020 |
| Adjudication & Sanctioning | \$0 | \$8,538 | \$11,765 | \$11,226 | \$1,397 | \$32,926 |
| Property Damage & Loss | \$0 | \$6,390 | \$27,348 | \$38,317 | \$213,281 | \$285,336 |
| Subtotal (Monetary Cost) | \$0 | \$81,643 | \$165,084 | \$194,046 | \$260,497 | \$701,270 |
| Quality of Life | \$0 | \$405,747 | \$779,519 | \$477,957 | \$82,950 | \$1,746,174 |
| Total (Comprehensive Cost) | \$0 | \$487,390 | \$944,603 | \$672,003 | \$343,448 | \$2,447,444 |

Leelanau County Motorcycle Crashes

| Injury Severity | Motorcyclist Crash Victims | Motorcyclist Victim Costs |
|--------------------------------|-------------------------------|------------------------------|
| Fatal | 1 | \$8,815,923 |
| Serious Injury | 3 | \$1,532,660 |
| Moderate Injury | 2 | \$237,619 |
| Minor Injury | 3 | \$335,923 |
| Property Damage Only | 3 | \$11,958 |
| Total | 12 | \$10,934,083 |
| Average cost of crash casualty | \$911,174 | |

| Injury Severity | Non-motorcyclist Crash Victims | Non-motorcyclist Victim Costs |
|--------------------------------|-----------------------------------|----------------------------------|
| Fatal | 0 | \$0 |
| Serious Injury | 0 | \$0 |
| Moderate Injury | 0 | \$0 |
| Minor Injury | 0 | \$0 |
| Property Damage Only | 2 | \$5,669 |
| Total | 2 | \$5,669 |
| Average cost of crash casualty | \$2,834 | |

| Motorcyclist Victim Costs in Motorcycle Crashes in Leelanau County (2015 dollars) | | | | | | |
|---|-------------|----------------|-----------------|--------------|----------------------|--------------|
| | Fatal | Serious Injury | Moderate Injury | Minor Injury | Property Damage Only | Total |
| Medical Care | \$11,931 | \$125,334 | \$18,073 | \$25,818 | \$415 | \$181,571 |
| Future Earnings (Lost Wages) | \$1,209,483 | \$183,683 | \$30,479 | \$42,525 | \$658 | \$1,466,827 |
| Public Services | \$788 | \$1,061 | \$345 | \$493 | \$181 | \$2,867 |
| Adjudication & Sanctioning | \$106,257 | \$28,506 | \$5,341 | \$7,488 | \$557 | \$148,149 |
| Property Damage & Loss | \$12,951 | \$29,568 | \$15,679 | \$22,701 | \$7,011 | \$87,910 |
| Subtotal (Monetary Cost) | \$1,341,410 | \$368,150 | \$69,918 | \$99,025 | \$8,821 | \$1,887,325 |
| Quality of Life | \$7,474,513 | \$1,164,509 | \$167,701 | \$236,898 | \$3,137 | \$9,046,759 |
| Total (Comprehensive Cost) | \$8,815,923 | \$1,532,660 | \$237,619 | \$335,923 | \$11,958 | \$10,934,083 |

| Non-motorcyclist Victim Costs in Motorcycle Crashes in Leelanau County (2015 dollars) | | | | | | |
|---|-------|----------------|-----------------|--------------|----------------------|---------|
| | Fatal | Serious Injury | Moderate Injury | Minor Injury | Property Damage Only | Total |
| Medical Care | \$0 | \$0 | \$0 | \$0 | \$0 | \$0 |
| Future Earnings (Lost Wages) | \$0 | \$0 | \$0 | \$0 | \$177 | \$177 |
| Public Services | \$0 | \$0 | \$0 | \$0 | \$42 | \$42 |
| Adjudication & Sanctioning | \$0 | \$0 | \$0 | \$0 | \$0 | \$0 |
| Property Damage & Loss | \$0 | \$0 | \$0 | \$0 | \$5,450 | \$5,450 |
| Subtotal (Monetary Cost) | \$0 | \$0 | \$0 | \$0 | \$5,669 | \$5,669 |
| Quality of Life | \$0 | \$0 | \$0 | \$0 | \$0 | \$0 |
| Total (Comprehensive Cost) | \$0 | \$0 | \$0 | \$0 | \$5,669 | \$5,669 |

| Costs of Motorcycle Crashes in Leelanau County (2015 dollars) | | | | | | |
|---|-------------|----------------|-----------------|--------------|----------------------|--------------|
| | Fatal | Serious Injury | Moderate Injury | Minor Injury | Property Damage Only | Total |
| Medical Care | \$11,931 | \$125,334 | \$18,073 | \$25,818 | \$415 | \$181,571 |
| Future Earnings (Lost Wages) | \$1,209,483 | \$183,683 | \$30,479 | \$42,525 | \$834 | \$1,467,004 |
| Public Services | \$788 | \$1,061 | \$345 | \$493 | \$222 | \$2,909 |
| Adjudication & Sanctioning | \$106,257 | \$28,506 | \$5,341 | \$7,488 | \$557 | \$148,149 |
| Property Damage & Loss | \$12,951 | \$29,568 | \$15,679 | \$22,701 | \$12,461 | \$93,360 |
| Subtotal (Monetary Cost) | \$1,341,410 | \$368,150 | \$69,918 | \$99,025 | \$14,490 | \$1,892,993 |
| Quality of Life | \$7,474,513 | \$1,164,509 | \$167,701 | \$236,898 | \$3,137 | \$9,046,759 |
| Total (Comprehensive Cost) | \$8,815,923 | \$1,532,660 | \$237,619 | \$335,923 | \$17,627 | \$10,939,752 |

Motorcycle Crash Casualties



Motorcycle Crash Costs



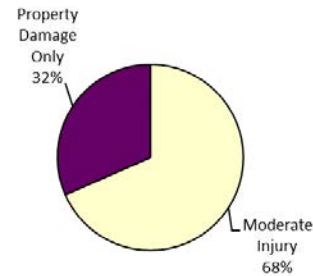
Leelanau County Medium/Large Truck Crashes

| Crash Casualty Severity | Crash Casualties | Crash Costs |
|--------------------------------|------------------|-------------|
| Fatal | 0 | \$0 |
| Serious Injury | 0 | \$0 |
| Moderate Injury | 1 | \$275,031 |
| Minor Injury | 0 | \$0 |
| Property Damage Only | 14 | \$126,980 |
| Total | 15 | \$402,011 |
| Average cost of crash casualty | | \$26,801 |

Crash Casualties



Crash Costs



| Costs of Medium/Large Truck Crashes in Leelanau County (2015 dollars) | | | | | | |
|---|------------|----------------|------------------|--------------|----------------------|------------------|
| | Fatal | Serious Injury | Moderate Injury | Minor Injury | Property Damage Only | Total |
| Medical Care | \$0 | \$0 | \$17,805 | \$0 | \$5,236 | \$23,041 |
| Future Earnings (Lost Wages) | \$0 | \$0 | \$51,044 | \$0 | \$38,220 | \$89,264 |
| Public Services | \$0 | \$0 | \$176 | \$0 | \$658 | \$834 |
| Adjudication & Sanctioning | \$0 | \$0 | \$6,892 | \$0 | \$4,354 | \$11,246 |
| Property Damage & Loss | \$0 | \$0 | \$9,320 | \$0 | \$47,586 | \$56,906 |
| Subtotal (Monetary Cost) | \$0 | \$0 | \$85,237 | \$0 | \$96,054 | \$181,291 |
| Quality of Life | \$0 | \$0 | \$189,794 | \$0 | \$30,926 | \$220,720 |
| Total (Comprehensive Cost) | \$0 | \$0 | \$275,031 | \$0 | \$126,980 | \$402,011 |

Lenawee County Traffic Crashes and Crime

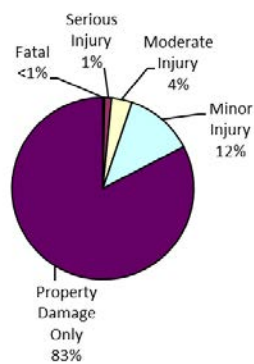
| Traffic Crash Casualty Severity | Traffic Crash Casualties | Traffic Crash Costs |
|--|--------------------------|---------------------|
| Fatal | 11 | \$97,629,305 |
| Serious Injury | 46 | \$22,419,933 |
| Moderate Injury | 135 | \$18,217,338 |
| Minor Injury | 450 | \$30,240,139 |
| Property Damage Only | 3,042 | \$13,224,918 |
| Total | 3,684 | \$181,731,633 |
| Average cost of traffic crash casualty | \$49,330 | |

| Index Crime Category | Number of Index Crimes | Index Crime Costs |
|-----------------------------|------------------------|-------------------|
| Murder | 1 | \$7,288,808 |
| Rape | 54 | \$21,640,071 |
| Aggravated Assault | 108 | \$3,394,517 |
| Robbery | 11 | \$375,971 |
| Larceny | 545 | \$2,228,447 |
| Burglary | 235 | \$1,047,929 |
| Motor Vehicle Theft | 38 | \$347,163 |
| Total | 992 | \$36,322,905 |
| Average cost of index crime | \$36,616 | |

| Costs of Traffic Crashes in Lenawee County (2015 dollars) | | | | | | |
|---|---------------------|---------------------|---------------------|---------------------|----------------------|----------------------|
| | Fatal | Serious Injury | Moderate Injury | Minor Injury | Property Damage Only | Total |
| Medical Care | \$131,238 | \$1,211,285 | \$849,895 | \$2,582,758 | \$791,627 | \$5,566,804 |
| Future Earnings (Lost Wages) | \$13,241,075 | \$1,849,559 | \$1,569,215 | \$3,893,799 | \$906,050 | \$21,459,697 |
| Public Services | \$9,900 | \$8,010 | \$10,338 | \$26,087 | \$66,640 | \$120,975 |
| Adjudication & Sanctioning | \$1,168,820 | \$392,767 | \$226,895 | \$505,148 | \$53,804 | \$2,347,433 |
| Property Damage & Loss | \$254,679 | \$293,935 | \$527,421 | \$1,724,272 | \$8,212,679 | \$11,012,985 |
| Subtotal (Monetary Cost) | \$14,805,712 | \$3,755,556 | \$3,183,763 | \$8,732,064 | \$10,030,799 | \$40,507,895 |
| Quality of Life | \$82,823,593 | \$18,664,377 | \$15,033,575 | \$21,508,074 | \$3,194,119 | \$141,223,738 |
| Total (Comprehensive Cost) | \$97,629,305 | \$22,419,933 | \$18,217,338 | \$30,240,139 | \$13,224,918 | \$181,731,633 |

| Costs of Index Crimes in Lenawee County (2015 dollars) | | | | | | | | |
|--|--------------------|---------------------|--------------------|------------------|--------------------|--------------------|---------------------|---------------------|
| | Murder | Rape | Aggravated Assault | Robbery | Larceny | Burglary | Motor Vehicle Theft | Total |
| Medical Care | \$27,738 | \$485,053 | \$167,156 | \$16,878 | \$0 | \$0 | \$0 | \$696,825 |
| Future Earnings (Lost Wages) | \$918,569 | \$302,649 | \$118,147 | \$17,394 | \$14,306 | \$7,768 | \$3,768 | \$1,382,600 |
| Public Services | \$2,846 | \$42,567 | \$36,101 | \$4,445 | \$240,331 | \$105,451 | \$10,212 | \$441,953 |
| Adjudication & Sanctioning | \$394,370 | \$1,329,759 | \$1,278,739 | \$62,075 | \$1,109,946 | \$182,418 | \$67,417 | \$4,424,724 |
| Property Damage and Loss | \$175 | \$8,460 | \$7,544 | \$12,546 | \$509,010 | \$601,229 | \$243,543 | \$1,382,506 |
| Subtotal (Monetary Cost) | \$1,343,697 | \$2,168,488 | \$1,607,686 | \$113,338 | \$1,873,592 | \$896,865 | \$324,940 | \$8,328,607 |
| Quality of Life | \$5,945,111 | \$19,471,583 | \$1,786,830 | \$262,634 | \$354,854 | \$151,063 | \$22,223 | \$27,994,298 |
| Total (Comprehensive Costs) | \$7,288,808 | \$21,640,071 | \$3,394,517 | \$375,971 | \$2,228,447 | \$1,047,929 | \$347,163 | \$36,322,905 |

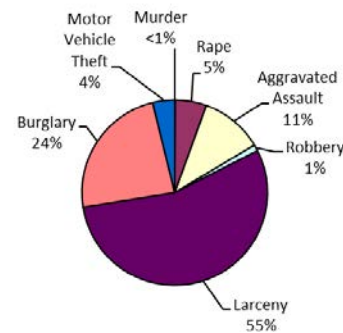
Traffic Crash Casualties



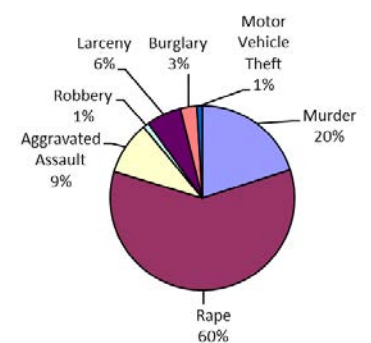
Traffic Crash Costs



Index Crimes



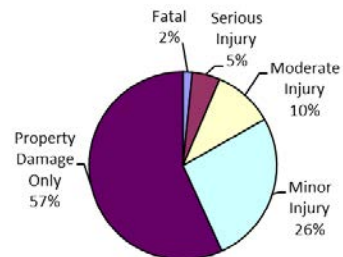
Index Crime Costs



Lenawee County Alcohol-Involved Crashes

| Crash Casualty Severity | Crash Casualties | Crash Costs |
|--------------------------------|------------------|--------------|
| Fatal | 2 | \$17,750,783 |
| Serious Injury | 6 | \$3,508,545 |
| Moderate Injury | 13 | \$2,216,372 |
| Minor Injury | 33 | \$2,840,458 |
| Property Damage Only | 71 | \$325,065 |
| Total | 125 | \$26,641,222 |
| Average cost of crash casualty | \$213,130 | |

Crash Casualties



Crash Costs



| Costs of Alcohol-Involved Crashes in Lenawee County (2015 dollars) | | | | | | |
|--|---------------------|--------------------|--------------------|--------------------|----------------------|---------------------|
| | Fatal | Serious Injury | Moderate Injury | Minor Injury | Property Damage Only | Total |
| Medical Care | \$23,861 | \$328,379 | \$179,665 | \$348,645 | \$21,774 | \$902,325 |
| Future Earnings (Lost Wages) | \$2,407,468 | \$508,337 | \$332,597 | \$524,526 | \$24,251 | \$3,797,179 |
| Public Services | \$1,800 | \$2,334 | \$2,256 | \$3,626 | \$2,059 | \$12,075 |
| Adjudication & Sanctioning | \$212,513 | \$77,373 | \$45,580 | \$71,747 | \$3,407 | \$410,620 |
| Property Damage & Loss | \$46,305 | \$67,738 | \$96,818 | \$206,797 | \$194,564 | \$612,221 |
| Subtotal (Monetary Cost) | \$2,691,948 | \$984,163 | \$656,916 | \$1,155,340 | \$246,054 | \$5,734,420 |
| Quality of Life | \$15,058,835 | \$2,524,382 | \$1,559,455 | \$1,685,118 | \$79,012 | \$20,906,802 |
| Total (Comprehensive Cost) | \$17,750,783 | \$3,508,545 | \$2,216,372 | \$2,840,458 | \$325,065 | \$26,641,222 |

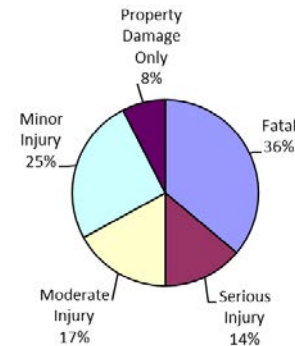
Lenawee County Teen Driver Crashes

| Crash Casualty Severity | Crash Casualties | Crash Costs |
|--------------------------------|------------------|--------------|
| Fatal | 1 | \$8,875,391 |
| Serious Injury | 7 | \$3,411,729 |
| Moderate Injury | 31 | \$4,183,241 |
| Minor Injury | 93 | \$6,249,629 |
| Property Damage Only | 425 | \$1,847,663 |
| Total | 557 | \$24,567,652 |
| Average cost of crash casualty | | \$44,107 |

Crash Casualties



Crash Costs



| Costs of Teen Driver Crashes in Lenawee County (2015 dollars) | | | | | | |
|---|--------------------|--------------------|--------------------|--------------------|----------------------|---------------------|
| | Fatal | Serious Injury | Moderate Injury | Minor Injury | Property Damage Only | Total |
| Medical Care | \$11,931 | \$184,326 | \$195,161 | \$533,770 | \$110,599 | \$1,035,787 |
| Future Earnings (Lost Wages) | \$1,203,734 | \$281,455 | \$360,338 | \$804,718 | \$126,585 | \$2,776,830 |
| Public Services | \$900 | \$1,219 | \$2,374 | \$5,391 | \$9,310 | \$19,194 |
| Adjudication & Sanctioning | \$106,256 | \$59,769 | \$52,102 | \$104,397 | \$7,517 | \$330,041 |
| Property Damage & Loss | \$23,153 | \$44,729 | \$121,111 | \$356,350 | \$1,147,399 | \$1,692,742 |
| Subtotal (Monetary Cost) | \$1,345,974 | \$571,498 | \$731,086 | \$1,804,627 | \$1,401,410 | \$5,854,595 |
| Quality of Life | \$7,529,418 | \$2,840,231 | \$3,452,154 | \$4,445,002 | \$446,253 | \$18,713,058 |
| Total (Comprehensive Cost) | \$8,875,391 | \$3,411,729 | \$4,183,241 | \$6,249,629 | \$1,847,663 | \$24,567,652 |

Lenawee County Motorcycle Crashes

| Injury Severity | Motorcyclist Crash Victims | Motorcyclist Victim Costs |
|--------------------------------|-------------------------------|------------------------------|
| Fatal | 1 | \$8,815,923 |
| Serious Injury | 6 | \$3,065,319 |
| Moderate Injury | 16 | \$1,900,952 |
| Minor Injury | 14 | \$1,567,642 |
| Property Damage Only | 16 | \$63,777 |
| Total | 53 | \$15,413,613 |
| Average cost of crash casualty | \$290,823 | |

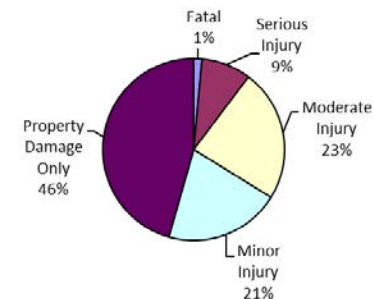
| Injury Severity | Non-motorcyclist Crash Victims | Non-motorcyclist Victim Costs |
|--------------------------------|-----------------------------------|----------------------------------|
| Fatal | 0 | \$0 |
| Serious Injury | 0 | \$0 |
| Moderate Injury | 0 | \$0 |
| Minor Injury | 0 | \$0 |
| Property Damage Only | 15 | \$42,516 |
| Total | 15 | \$42,516 |
| Average cost of crash casualty | \$2,834 | |

| Motorcyclist Victim Costs in Motorcycle Crashes in Lenawee County (2015 dollars) | | | | | | |
|--|-------------|----------------|-----------------|--------------|----------------------|--------------|
| | Fatal | Serious Injury | Moderate Injury | Minor Injury | Property Damage Only | Total |
| Medical Care | \$11,931 | \$250,667 | \$144,588 | \$120,486 | \$2,214 | \$529,885 |
| Future Earnings (Lost Wages) | \$1,209,483 | \$367,366 | \$243,834 | \$198,449 | \$3,507 | \$2,022,639 |
| Public Services | \$788 | \$2,121 | \$2,762 | \$2,298 | \$963 | \$8,933 |
| Adjudication & Sanctioning | \$106,257 | \$57,011 | \$42,732 | \$34,945 | \$2,970 | \$243,915 |
| Property Damage & Loss | \$12,951 | \$59,135 | \$125,429 | \$105,940 | \$37,390 | \$340,846 |
| Subtotal (Monetary Cost) | \$1,341,410 | \$736,301 | \$559,345 | \$462,119 | \$47,044 | \$3,146,218 |
| Quality of Life | \$7,474,513 | \$2,329,018 | \$1,341,607 | \$1,105,524 | \$16,733 | \$12,267,395 |
| Total (Comprehensive Cost) | \$8,815,923 | \$3,065,319 | \$1,900,952 | \$1,567,642 | \$63,777 | \$15,413,613 |

| Non-motorcyclist Victim Costs in Motorcycle Crashes in Lenawee County (2015 dollars) | | | | | | |
|--|-------|----------------|-----------------|--------------|----------------------|----------|
| | Fatal | Serious Injury | Moderate Injury | Minor Injury | Property Damage Only | Total |
| Medical Care | \$0 | \$0 | \$0 | \$0 | \$0 | \$0 |
| Future Earnings (Lost Wages) | \$0 | \$0 | \$0 | \$0 | \$1,327 | \$1,327 |
| Public Services | \$0 | \$0 | \$0 | \$0 | \$314 | \$314 |
| Adjudication & Sanctioning | \$0 | \$0 | \$0 | \$0 | \$0 | \$0 |
| Property Damage & Loss | \$0 | \$0 | \$0 | \$0 | \$40,875 | \$40,875 |
| Subtotal (Monetary Cost) | \$0 | \$0 | \$0 | \$0 | \$42,516 | \$42,516 |
| Quality of Life | \$0 | \$0 | \$0 | \$0 | \$0 | \$0 |
| Total (Comprehensive Cost) | \$0 | \$0 | \$0 | \$0 | \$42,516 | \$42,516 |

| Costs of Motorcycle Crashes in Lenawee County (2015 dollars) | | | | | | |
|--|-------------|----------------|-----------------|--------------|----------------------|--------------|
| | Fatal | Serious Injury | Moderate Injury | Minor Injury | Property Damage Only | Total |
| Medical Care | \$11,931 | \$250,667 | \$144,588 | \$120,486 | \$2,214 | \$529,885 |
| Future Earnings (Lost Wages) | \$1,209,483 | \$367,366 | \$243,834 | \$198,449 | \$4,834 | \$2,023,967 |
| Public Services | \$788 | \$2,121 | \$2,762 | \$2,298 | \$1,277 | \$9,247 |
| Adjudication & Sanctioning | \$106,257 | \$57,011 | \$42,732 | \$34,945 | \$2,970 | \$243,915 |
| Property Damage & Loss | \$12,951 | \$59,135 | \$125,429 | \$105,940 | \$78,265 | \$381,721 |
| Subtotal (Monetary Cost) | \$1,341,410 | \$736,301 | \$559,345 | \$462,119 | \$89,560 | \$3,188,734 |
| Quality of Life | \$7,474,513 | \$2,329,018 | \$1,341,607 | \$1,105,524 | \$16,733 | \$12,267,395 |
| Total (Comprehensive Cost) | \$8,815,923 | \$3,065,319 | \$1,900,952 | \$1,567,642 | \$106,293 | \$15,456,129 |

Motorcycle Crash Casualties



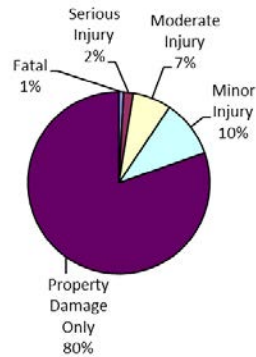
Motorcycle Crash Costs



Lenawee County Medium/Large Truck Crashes

| Crash Casualty Severity | Crash Casualties | Crash Costs |
|--------------------------------|------------------|--------------|
| Fatal | 1 | \$8,883,936 |
| Serious Injury | 2 | \$1,385,254 |
| Moderate Injury | 8 | \$2,200,248 |
| Minor Injury | 12 | \$1,554,048 |
| Property Damage Only | 94 | \$852,580 |
| Total | 117 | \$14,876,066 |
| Average cost of crash casualty | | \$127,146 |

Crash Casualties



Crash Costs



| Costs of Medium/Large Truck Crashes in Lenawee County (2015 dollars) | | | | | | |
|--|--------------------|--------------------|--------------------|--------------------|----------------------|---------------------|
| | Fatal | Serious Injury | Moderate Injury | Minor Injury | Property Damage Only | Total |
| Medical Care | \$11,931 | \$83,494 | \$142,440 | \$97,980 | \$35,156 | \$371,001 |
| Future Earnings (Lost Wages) | \$1,203,734 | \$238,468 | \$408,352 | \$261,456 | \$256,620 | \$2,368,630 |
| Public Services | \$900 | \$644 | \$1,408 | \$2,316 | \$4,418 | \$9,686 |
| Adjudication & Sanctioning | \$106,256 | \$32,232 | \$55,136 | \$35,988 | \$29,234 | \$258,846 |
| Property Damage & Loss | \$31,697 | \$25,110 | \$74,560 | \$80,508 | \$319,506 | \$531,381 |
| Subtotal (Monetary Cost) | \$1,354,518 | \$379,948 | \$681,896 | \$478,248 | \$644,934 | \$3,539,544 |
| Quality of Life | \$7,529,418 | \$1,005,306 | \$1,518,352 | \$1,075,800 | \$207,646 | \$11,336,522 |
| Total (Comprehensive Cost) | \$8,883,936 | \$1,385,254 | \$2,200,248 | \$1,554,048 | \$852,580 | \$14,876,066 |

Livingston County

Traffic Crashes and Crime

| Traffic Crash Casualty Severity | Traffic Crash Casualties | Traffic Crash Costs |
|--|--------------------------|---------------------|
| Fatal | 12 | \$106,504,697 |
| Serious Injury | 77 | \$37,529,018 |
| Moderate Injury | 384 | \$51,818,205 |
| Minor Injury | 683 | \$45,897,810 |
| Property Damage Only | 6,840 | \$29,736,503 |
| Total | 7,996 | \$271,486,233 |
| Average cost of traffic crash casualty | \$33,953 | |

| Index Crime Category | Number of Index Crimes | Index Crime Costs |
|-----------------------------|------------------------|-------------------|
| Murder | 0 | \$0 |
| Rape | 71 | \$28,452,685 |
| Aggravated Assault | 89 | \$2,797,333 |
| Robbery | 8 | \$273,434 |
| Larceny | 673 | \$2,751,825 |
| Burglary | 192 | \$856,180 |
| Motor Vehicle Theft | 62 | \$566,424 |
| Total | 1,095 | \$35,697,882 |
| Average cost of index crime | \$32,601 | |

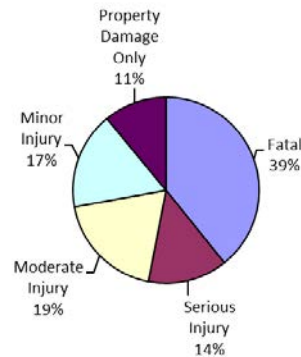
| Costs of Traffic Crashes in Livingston County (2015 dollars) | | | | | | |
|--|----------------------|---------------------|---------------------|---------------------|----------------------|----------------------|
| | Fatal | Serious Injury | Moderate Injury | Minor Injury | Property Damage Only | Total |
| Medical Care | \$143,169 | \$2,027,586 | \$2,417,478 | \$3,920,053 | \$1,779,991 | \$10,288,277 |
| Future Earnings (Lost Wages) | \$14,444,809 | \$3,096,000 | \$4,463,546 | \$5,909,922 | \$2,037,271 | \$29,951,548 |
| Public Services | \$10,800 | \$13,409 | \$29,404 | \$39,594 | \$149,841 | \$243,049 |
| Adjudication & Sanctioning | \$1,275,076 | \$657,457 | \$645,390 | \$766,702 | \$120,980 | \$3,465,605 |
| Property Damage & Loss | \$277,832 | \$492,021 | \$1,500,219 | \$2,617,062 | \$18,466,378 | \$23,353,511 |
| Subtotal (Monetary Cost) | \$16,151,686 | \$6,286,474 | \$9,056,037 | \$13,253,333 | \$22,554,460 | \$67,301,990 |
| Quality of Life | \$90,353,011 | \$31,242,544 | \$42,762,168 | \$32,644,477 | \$7,182,042 | \$204,184,242 |
| Total (Comprehensive Cost) | \$106,504,697 | \$37,529,018 | \$51,818,205 | \$45,897,810 | \$29,736,503 | \$271,486,233 |

| Costs of Index Crimes in Livingston County (2015 dollars) | | | | | | | | |
|---|------------|---------------------|--------------------|------------------|--------------------|------------------|---------------------|---------------------|
| | Murder | Rape | Aggravated Assault | Robbery | Larceny | Burglary | Motor Vehicle Theft | Total |
| Medical Care | \$0 | \$637,755 | \$137,749 | \$12,275 | \$0 | \$0 | \$0 | \$787,779 |
| Future Earnings (Lost Wages) | \$0 | \$397,928 | \$97,362 | \$12,650 | \$17,665 | \$6,346 | \$6,148 | \$538,100 |
| Public Services | \$0 | \$55,968 | \$29,750 | \$3,233 | \$296,776 | \$86,155 | \$16,662 | \$488,543 |
| Adjudication & Sanctioning | \$0 | \$1,748,387 | \$1,053,776 | \$45,145 | \$1,370,630 | \$149,039 | \$109,996 | \$4,476,973 |
| Property Damage and Loss | \$0 | \$11,123 | \$6,216 | \$9,124 | \$628,558 | \$491,217 | \$397,360 | \$1,543,597 |
| Subtotal (Monetary Cost) | \$0 | \$2,851,160 | \$1,324,853 | \$82,427 | \$2,313,629 | \$732,758 | \$530,166 | \$7,834,993 |
| Quality of Life | \$0 | \$25,601,525 | \$1,472,481 | \$191,006 | \$438,196 | \$123,422 | \$36,258 | \$27,862,889 |
| Total (Comprehensive Costs) | \$0 | \$28,452,685 | \$2,797,333 | \$273,434 | \$2,751,825 | \$856,180 | \$566,424 | \$35,697,882 |

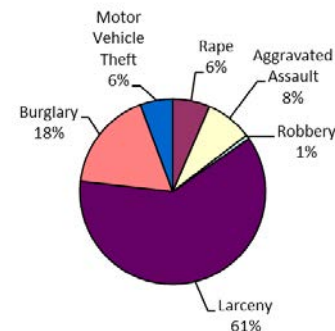
Traffic Crash Casualties



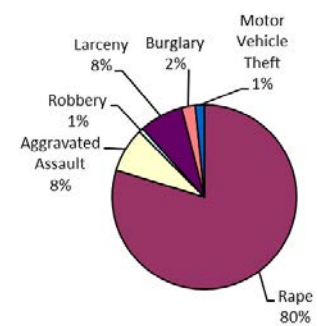
Traffic Crash Costs



Index Crimes



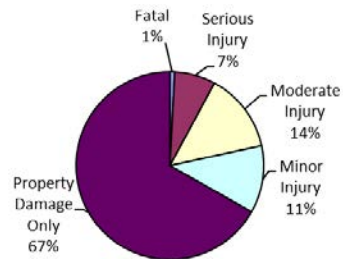
Index Crime Costs



Livingston County Alcohol-Involved Crashes

| Crash Casualty Severity | Crash Casualties | Crash Costs |
|--------------------------------|------------------|--------------|
| Fatal | 2 | \$17,750,783 |
| Serious Injury | 17 | \$9,940,876 |
| Moderate Injury | 33 | \$5,626,174 |
| Minor Injury | 28 | \$2,410,086 |
| Property Damage Only | 161 | \$737,120 |
| Total | 241 | \$36,465,038 |
| Average cost of crash casualty | \$151,307 | |

Crash Casualties



Crash Costs

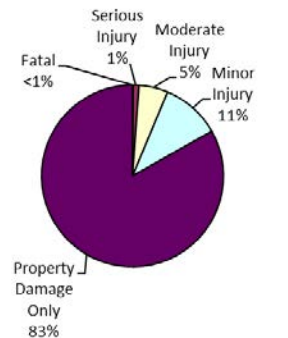


| Costs of Alcohol-Involved Crashes in Livingston County (2015 dollars) | | | | | | |
|---|---------------------|--------------------|--------------------|--------------------|----------------------|---------------------|
| | Fatal | Serious Injury | Moderate Injury | Minor Injury | Property Damage Only | Total |
| Medical Care | \$23,861 | \$930,408 | \$456,073 | \$295,820 | \$49,375 | \$1,755,538 |
| Future Earnings (Lost Wages) | \$2,407,468 | \$1,440,289 | \$844,285 | \$445,052 | \$54,991 | \$5,192,085 |
| Public Services | \$1,800 | \$6,614 | \$5,727 | \$3,076 | \$4,668 | \$21,886 |
| Adjudication & Sanctioning | \$212,513 | \$219,225 | \$115,704 | \$60,876 | \$7,725 | \$616,042 |
| Property Damage & Loss | \$46,305 | \$191,924 | \$245,768 | \$175,464 | \$441,193 | \$1,100,654 |
| Subtotal (Monetary Cost) | \$2,691,948 | \$2,788,461 | \$1,667,557 | \$980,288 | \$557,952 | \$8,686,206 |
| Quality of Life | \$15,058,835 | \$7,152,416 | \$3,958,617 | \$1,429,797 | \$179,167 | \$27,778,833 |
| Total (Comprehensive Cost) | \$17,750,783 | \$9,940,876 | \$5,626,174 | \$2,410,086 | \$737,120 | \$36,465,038 |

Livingston County Teen Driver Crashes

| Crash Casualty Severity | Crash Casualties | Crash Costs |
|--------------------------------|------------------|--------------|
| Fatal | 2 | \$17,750,783 |
| Serious Injury | 18 | \$8,773,017 |
| Moderate Injury | 90 | \$12,144,892 |
| Minor Injury | 183 | \$12,297,656 |
| Property Damage Only | 1,449 | \$6,299,443 |
| Total | 1,742 | \$57,265,791 |
| Average cost of crash casualty | | \$32,874 |

Crash Casualties



Crash Costs



| Costs of Teen Driver Crashes in Livingston County (2015 dollars) | | | | | | |
|--|---------------------|--------------------|---------------------|---------------------|----------------------|---------------------|
| | Fatal | Serious Injury | Moderate Injury | Minor Injury | Property Damage Only | Total |
| Medical Care | \$23,861 | \$473,981 | \$566,596 | \$1,050,322 | \$377,077 | \$2,491,838 |
| Future Earnings (Lost Wages) | \$2,407,468 | \$723,740 | \$1,046,144 | \$1,583,478 | \$431,580 | \$6,192,410 |
| Public Services | \$1,800 | \$3,135 | \$6,892 | \$10,609 | \$31,743 | \$54,178 |
| Adjudication & Sanctioning | \$212,513 | \$153,691 | \$151,263 | \$205,427 | \$25,629 | \$748,523 |
| Property Damage & Loss | \$46,305 | \$115,018 | \$351,614 | \$701,204 | \$3,911,956 | \$5,126,097 |
| Subtotal (Monetary Cost) | \$2,691,948 | \$1,469,565 | \$2,122,509 | \$3,551,040 | \$4,777,984 | \$14,613,046 |
| Quality of Life | \$15,058,835 | \$7,303,452 | \$10,022,383 | \$8,746,617 | \$1,521,459 | \$42,652,746 |
| Total (Comprehensive Cost) | \$17,750,783 | \$8,773,017 | \$12,144,892 | \$12,297,656 | \$6,299,443 | \$57,265,791 |

Livingston County Motorcycle Crashes

| Injury Severity | Motorcyclist Crash Victims | Motorcyclist Victim Costs |
|--------------------------------|-------------------------------|------------------------------|
| Fatal | 5 | \$44,079,616 |
| Serious Injury | 4 | \$2,043,546 |
| Moderate Injury | 29 | \$3,445,475 |
| Minor Injury | 10 | \$1,119,745 |
| Property Damage Only | 16 | \$63,777 |
| Total | 64 | \$50,752,158 |
| Average cost of crash casualty | | \$793,002 |

| Injury Severity | Non-motorcyclist Crash Victims | Non-motorcyclist Victim Costs |
|--------------------------------|-----------------------------------|----------------------------------|
| Fatal | 0 | \$0 |
| Serious Injury | 0 | \$0 |
| Moderate Injury | 1 | \$134,943 |
| Minor Injury | 1 | \$67,200 |
| Property Damage Only | 10 | \$28,344 |
| Total | 12 | \$230,488 |
| Average cost of crash casualty | | \$19,207 |

| Motorcyclist Victim Costs in Motorcycle Crashes in Livingston County (2015 dollars) | | | | | | |
|---|--------------|----------------|-----------------|--------------|----------------------|--------------|
| | Fatal | Serious Injury | Moderate Injury | Minor Injury | Property Damage Only | Total |
| Medical Care | \$59,654 | \$167,111 | \$262,065 | \$86,061 | \$2,214 | \$577,106 |
| Future Earnings (Lost Wages) | \$6,047,415 | \$244,910 | \$441,950 | \$141,750 | \$3,507 | \$6,879,532 |
| Public Services | \$3,941 | \$1,414 | \$5,005 | \$1,642 | \$963 | \$12,966 |
| Adjudication & Sanctioning | \$531,284 | \$38,008 | \$77,451 | \$24,961 | \$2,970 | \$674,673 |
| Property Damage & Loss | \$64,756 | \$39,423 | \$227,341 | \$75,671 | \$37,390 | \$444,582 |
| Subtotal (Monetary Cost) | \$6,707,050 | \$490,867 | \$1,013,812 | \$330,085 | \$47,044 | \$8,588,858 |
| Quality of Life | \$37,372,567 | \$1,552,679 | \$2,431,662 | \$789,660 | \$16,733 | \$42,163,300 |
| Total (Comprehensive Cost) | \$44,079,616 | \$2,043,546 | \$3,445,475 | \$1,119,745 | \$63,777 | \$50,752,158 |

| Non-motorcyclist Victim Costs in Motorcycle Crashes in Livingston County (2015 dollars) | | | | | | |
|---|-------|----------------|-----------------|--------------|----------------------|-----------|
| | Fatal | Serious Injury | Moderate Injury | Minor Injury | Property Damage Only | Total |
| Medical Care | \$0 | \$0 | \$6,296 | \$5,739 | \$0 | \$12,035 |
| Future Earnings (Lost Wages) | \$0 | \$0 | \$11,624 | \$8,653 | \$885 | \$21,161 |
| Public Services | \$0 | \$0 | \$77 | \$58 | \$210 | \$344 |
| Adjudication & Sanctioning | \$0 | \$0 | \$1,681 | \$1,123 | \$0 | \$2,803 |
| Property Damage & Loss | \$0 | \$0 | \$3,907 | \$3,832 | \$27,250 | \$34,989 |
| Subtotal (Monetary Cost) | \$0 | \$0 | \$23,583 | \$19,405 | \$28,344 | \$71,332 |
| Quality of Life | \$0 | \$0 | \$111,360 | \$47,796 | \$0 | \$159,156 |
| Total (Comprehensive Cost) | \$0 | \$0 | \$134,943 | \$67,200 | \$28,344 | \$230,488 |

| Costs of Motorcycle Crashes in Livingston County (2015 dollars) | | | | | | |
|---|--------------|----------------|-----------------|--------------|----------------------|--------------|
| | Fatal | Serious Injury | Moderate Injury | Minor Injury | Property Damage Only | Total |
| Medical Care | \$59,654 | \$167,111 | \$268,361 | \$91,801 | \$2,214 | \$589,140 |
| Future Earnings (Lost Wages) | \$6,047,415 | \$244,910 | \$453,574 | \$150,402 | \$4,392 | \$6,900,693 |
| Public Services | \$3,941 | \$1,414 | \$5,082 | \$1,700 | \$1,172 | \$13,310 |
| Adjudication & Sanctioning | \$531,284 | \$38,008 | \$79,132 | \$26,083 | \$2,970 | \$677,476 |
| Property Damage & Loss | \$64,756 | \$39,423 | \$231,247 | \$79,503 | \$64,640 | \$479,570 |
| Subtotal (Monetary Cost) | \$6,707,050 | \$490,867 | \$1,037,396 | \$349,489 | \$75,388 | \$8,660,190 |
| Quality of Life | \$37,372,567 | \$1,552,679 | \$2,543,022 | \$837,455 | \$16,733 | \$42,322,456 |
| Total (Comprehensive Cost) | \$44,079,616 | \$2,043,546 | \$3,580,418 | \$1,186,945 | \$92,121 | \$50,982,646 |

Motorcycle Crash Casualties



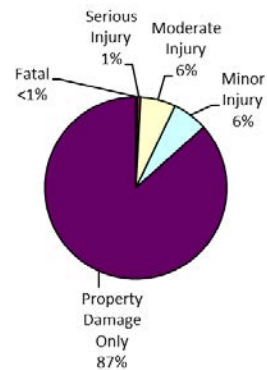
Motorcycle Crash Costs



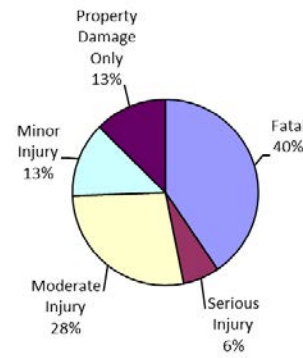
Livingston County Medium/Large Truck Crashes

| Crash Casualty Severity | Crash Casualties | Crash Costs |
|--------------------------------|------------------|--------------|
| Fatal | 1 | \$8,883,936 |
| Serious Injury | 2 | \$1,385,254 |
| Moderate Injury | 22 | \$6,050,682 |
| Minor Injury | 22 | \$2,849,088 |
| Property Damage Only | 304 | \$2,757,280 |
| Total | 351 | \$21,926,240 |
| Average cost of crash casualty | | \$62,468 |

Crash Casualties



Crash Costs



| Costs of Medium/Large Truck Crashes in Livingston County (2015 dollars) | | | | | | |
|---|--------------------|--------------------|--------------------|--------------------|----------------------|---------------------|
| | Fatal | Serious Injury | Moderate Injury | Minor Injury | Property Damage Only | Total |
| Medical Care | \$11,931 | \$83,494 | \$391,710 | \$179,630 | \$113,696 | \$780,461 |
| Future Earnings (Lost Wages) | \$1,203,734 | \$238,468 | \$1,122,968 | \$479,336 | \$829,920 | \$3,874,426 |
| Public Services | \$900 | \$644 | \$3,872 | \$4,246 | \$14,288 | \$23,950 |
| Adjudication & Sanctioning | \$106,256 | \$32,232 | \$151,624 | \$65,978 | \$94,544 | \$450,634 |
| Property Damage & Loss | \$31,697 | \$25,110 | \$205,040 | \$147,598 | \$1,033,296 | \$1,442,741 |
| Subtotal (Monetary Cost) | \$1,354,518 | \$379,948 | \$1,875,214 | \$876,788 | \$2,085,744 | \$6,572,212 |
| Quality of Life | \$7,529,418 | \$1,005,306 | \$4,175,468 | \$1,972,300 | \$671,536 | \$15,354,028 |
| Total (Comprehensive Cost) | \$8,883,936 | \$1,385,254 | \$6,050,682 | \$2,849,088 | \$2,757,280 | \$21,926,240 |

Luce County

Traffic Crashes and Crime

| Traffic Crash Casualty Severity | Traffic Crash Casualties | Traffic Crash Costs |
|--|--------------------------|---------------------|
| Fatal | 2 | \$17,750,783 |
| Serious Injury | 18 | \$8,773,017 |
| Moderate Injury | 13 | \$1,754,262 |
| Minor Injury | 37 | \$2,486,411 |
| Property Damage Only | 218 | \$947,742 |
| Total | 288 | \$31,712,216 |
| Average cost of traffic crash casualty | \$110,112 | |

| Index Crime Category | Number of Index Crimes | Index Crime Costs |
|-----------------------------|------------------------|-------------------|
| Murder | 0 | \$0 |
| Rape | 4 | \$1,602,968 |
| Aggravated Assault | 16 | \$502,891 |
| Robbery | 1 | \$34,179 |
| Larceny | 57 | \$233,067 |
| Burglary | 19 | \$84,726 |
| Motor Vehicle Theft | 3 | \$27,408 |
| Total | 100 | \$2,485,239 |
| Average cost of index crime | \$24,852 | |

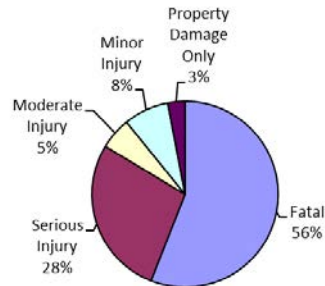
| Costs of Traffic Crashes in Luce County (2015 dollars) | | | | | | |
|--|---------------------|--------------------|--------------------|--------------------|----------------------|---------------------|
| | Fatal | Serious Injury | Moderate Injury | Minor Injury | Property Damage Only | Total |
| Medical Care | \$23,861 | \$473,981 | \$81,842 | \$212,360 | \$56,731 | \$848,775 |
| Future Earnings (Lost Wages) | \$2,407,468 | \$723,740 | \$151,110 | \$320,157 | \$64,931 | \$3,667,405 |
| Public Services | \$1,800 | \$3,135 | \$995 | \$2,145 | \$4,776 | \$12,851 |
| Adjudication & Sanctioning | \$212,513 | \$153,691 | \$21,849 | \$41,534 | \$3,856 | \$433,443 |
| Property Damage & Loss | \$46,305 | \$115,018 | \$50,789 | \$141,773 | \$588,548 | \$942,434 |
| Subtotal (Monetary Cost) | \$2,691,948 | \$1,469,565 | \$306,585 | \$717,970 | \$718,841 | \$5,904,908 |
| Quality of Life | \$15,058,835 | \$7,303,452 | \$1,447,678 | \$1,768,442 | \$228,901 | \$25,807,308 |
| Total (Comprehensive Cost) | \$17,750,783 | \$8,773,017 | \$1,754,262 | \$2,486,411 | \$947,742 | \$31,712,216 |

| Costs of Index Crimes in Luce County (2015 dollars) | | | | | | | | |
|---|------------|--------------------|--------------------|-----------------|------------------|-----------------|---------------------|--------------------|
| | Murder | Rape | Aggravated Assault | Robbery | Larceny | Burglary | Motor Vehicle Theft | Total |
| Medical Care | \$0 | \$35,930 | \$24,764 | \$1,534 | \$0 | \$0 | \$0 | \$62,228 |
| Future Earnings (Lost Wages) | \$0 | \$22,418 | \$17,503 | \$1,581 | \$1,496 | \$628 | \$297 | \$43,925 |
| Public Services | \$0 | \$3,153 | \$5,348 | \$404 | \$25,136 | \$8,526 | \$806 | \$43,373 |
| Adjudication & Sanctioning | \$0 | \$98,501 | \$189,443 | \$5,643 | \$116,086 | \$14,749 | \$5,322 | \$429,744 |
| Property Damage and Loss | \$0 | \$627 | \$1,118 | \$1,141 | \$53,236 | \$48,610 | \$19,227 | \$123,958 |
| Subtotal (Monetary Cost) | \$0 | \$160,629 | \$238,176 | \$10,303 | \$195,954 | \$72,513 | \$25,653 | \$703,227 |
| Quality of Life | \$0 | \$1,442,339 | \$264,716 | \$23,876 | \$37,113 | \$12,214 | \$1,754 | \$1,782,012 |
| Total (Comprehensive Costs) | \$0 | \$1,602,968 | \$502,891 | \$34,179 | \$233,067 | \$84,726 | \$27,408 | \$2,485,239 |

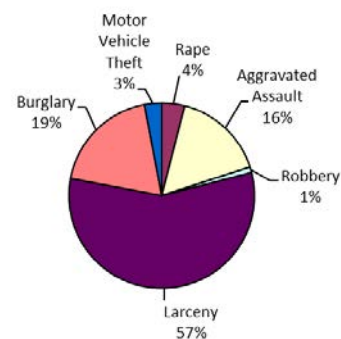
Traffic Crash Casualties



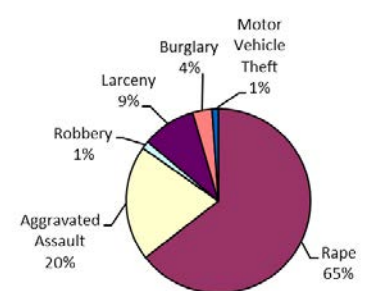
Traffic Crash Costs



Index Crimes



Index Crime Costs

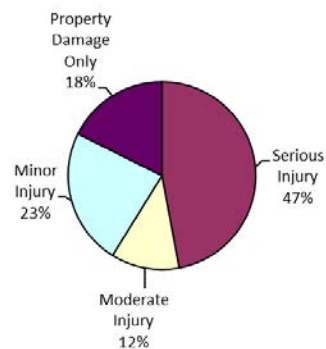


Luce County

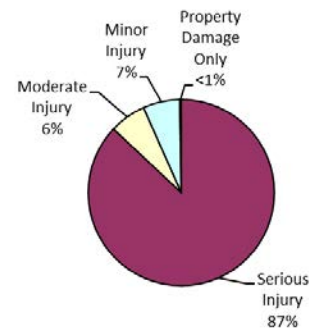
Alcohol-Involved Crashes

| Crash Casualty Severity | Crash Casualties | Crash Costs |
|--------------------------------|------------------|-------------|
| Fatal | 0 | \$0 |
| Serious Injury | 8 | \$4,678,059 |
| Moderate Injury | 2 | \$340,980 |
| Minor Injury | 4 | \$344,298 |
| Property Damage Only | 3 | \$13,735 |
| Total | 17 | \$5,377,073 |
| Average cost of crash casualty | \$316,298 | |

Crash Casualties



Crash Costs

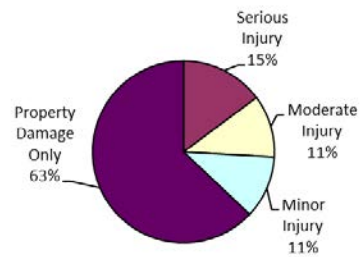


| Costs of Alcohol-Involved Crashes in Luce County (2015 dollars) | | | | | | |
|---|------------|--------------------|------------------|------------------|----------------------|--------------------|
| | Fatal | Serious Injury | Moderate Injury | Minor Injury | Property Damage Only | Total |
| Medical Care | \$0 | \$437,839 | \$27,641 | \$42,260 | \$920 | \$508,660 |
| Future Earnings (Lost Wages) | \$0 | \$677,783 | \$51,169 | \$63,579 | \$1,025 | \$793,556 |
| Public Services | \$0 | \$3,113 | \$347 | \$439 | \$87 | \$3,986 |
| Adjudication & Sanctioning | \$0 | \$103,165 | \$7,012 | \$8,697 | \$144 | \$119,018 |
| Property Damage & Loss | \$0 | \$90,317 | \$14,895 | \$25,066 | \$8,221 | \$138,499 |
| Subtotal (Monetary Cost) | \$0 | \$1,312,217 | \$101,064 | \$140,041 | \$10,397 | \$1,563,719 |
| Quality of Life | \$0 | \$3,365,843 | \$239,916 | \$204,257 | \$3,339 | \$3,813,354 |
| Total (Comprehensive Cost) | \$0 | \$4,678,059 | \$340,980 | \$344,298 | \$13,735 | \$5,377,073 |

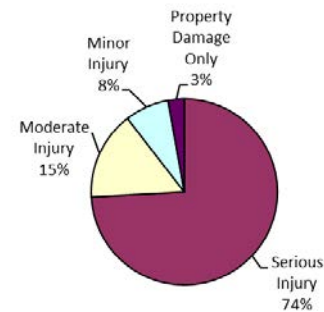
Luce County Teen Driver Crashes

| Crash Casualty Severity | Crash Casualties | Crash Costs |
|--------------------------------|------------------|-------------|
| Fatal | 0 | \$0 |
| Serious Injury | 4 | \$1,949,559 |
| Moderate Injury | 3 | \$404,830 |
| Minor Injury | 3 | \$201,601 |
| Property Damage Only | 17 | \$73,907 |
| Total | 27 | \$2,629,897 |
| Average cost of crash casualty | | \$97,404 |

Crash Casualties



Crash Costs



| Costs of Teen Driver Crashes in Luce County (2015 dollars) | | | | | | |
|--|------------|--------------------|------------------|------------------|----------------------|--------------------|
| | Fatal | Serious Injury | Moderate Injury | Minor Injury | Property Damage Only | Total |
| Medical Care | \$0 | \$105,329 | \$18,887 | \$17,218 | \$4,424 | \$145,858 |
| Future Earnings (Lost Wages) | \$0 | \$160,831 | \$34,871 | \$25,959 | \$5,063 | \$226,725 |
| Public Services | \$0 | \$697 | \$230 | \$174 | \$372 | \$1,473 |
| Adjudication & Sanctioning | \$0 | \$34,154 | \$5,042 | \$3,368 | \$301 | \$42,864 |
| Property Damage & Loss | \$0 | \$25,560 | \$11,720 | \$11,495 | \$45,896 | \$94,671 |
| Subtotal (Monetary Cost) | \$0 | \$326,570 | \$70,750 | \$58,214 | \$56,056 | \$511,591 |
| Quality of Life | \$0 | \$1,622,989 | \$334,079 | \$143,387 | \$17,850 | \$2,118,306 |
| Total (Comprehensive Cost) | \$0 | \$1,949,559 | \$404,830 | \$201,601 | \$73,907 | \$2,629,897 |

Luce County Motorcycle Crashes

| Injury Severity | Motorcyclist Crash Victims | Motorcyclist Victim Costs |
|--------------------------------|-------------------------------|------------------------------|
| Fatal | 0 | \$0 |
| Serious Injury | 0 | \$0 |
| Moderate Injury | 0 | \$0 |
| Minor Injury | 2 | \$223,949 |
| Property Damage Only | 1 | \$3,986 |
| Total | 3 | \$227,935 |
| Average cost of crash casualty | \$75,978 | |

| Injury Severity | Non-motorcyclist Crash Victims | Non-motorcyclist Victim Costs |
|--------------------------------|-----------------------------------|----------------------------------|
| Fatal | 0 | \$0 |
| Serious Injury | 0 | \$0 |
| Moderate Injury | 0 | \$0 |
| Minor Injury | 0 | \$0 |
| Property Damage Only | 0 | \$0 |
| Total | 0 | \$0 |
| Average cost of crash casualty | \$0 | |

| Motorcyclist Victim Costs in Motorcycle Crashes in Luce County (2015 dollars) | | | | | | |
|---|-------|----------------|-----------------|--------------|----------------------|-----------|
| | Fatal | Serious Injury | Moderate Injury | Minor Injury | Property Damage Only | Total |
| Medical Care | \$0 | \$0 | \$0 | \$17,212 | \$138 | \$17,351 |
| Future Earnings (Lost Wages) | \$0 | \$0 | \$0 | \$28,350 | \$219 | \$28,569 |
| Public Services | \$0 | \$0 | \$0 | \$328 | \$60 | \$389 |
| Adjudication & Sanctioning | \$0 | \$0 | \$0 | \$4,992 | \$186 | \$5,178 |
| Property Damage & Loss | \$0 | \$0 | \$0 | \$15,134 | \$2,337 | \$17,471 |
| Subtotal (Monetary Cost) | \$0 | \$0 | \$0 | \$66,017 | \$2,940 | \$68,957 |
| Quality of Life | \$0 | \$0 | \$0 | \$157,932 | \$1,046 | \$158,978 |
| Total (Comprehensive Cost) | \$0 | \$0 | \$0 | \$223,949 | \$3,986 | \$227,935 |

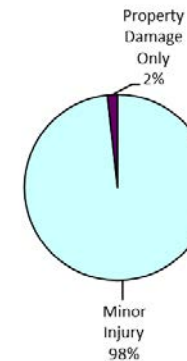
| Non-motorcyclist Victim Costs in Motorcycle Crashes in Luce County (2015 dollars) | | | | | | |
|---|-------|----------------|-----------------|--------------|----------------------|-------|
| | Fatal | Serious Injury | Moderate Injury | Minor Injury | Property Damage Only | Total |
| Medical Care | \$0 | \$0 | \$0 | \$0 | \$0 | \$0 |
| Future Earnings (Lost Wages) | \$0 | \$0 | \$0 | \$0 | \$0 | \$0 |
| Public Services | \$0 | \$0 | \$0 | \$0 | \$0 | \$0 |
| Adjudication & Sanctioning | \$0 | \$0 | \$0 | \$0 | \$0 | \$0 |
| Property Damage & Loss | \$0 | \$0 | \$0 | \$0 | \$0 | \$0 |
| Subtotal (Monetary Cost) | \$0 | \$0 | \$0 | \$0 | \$0 | \$0 |
| Quality of Life | \$0 | \$0 | \$0 | \$0 | \$0 | \$0 |
| Total (Comprehensive Cost) | \$0 | \$0 | \$0 | \$0 | \$0 | \$0 |

| Costs of Motorcycle Crashes in Luce County (2015 dollars) | | | | | | |
|---|-------|----------------|-----------------|--------------|----------------------|-----------|
| | Fatal | Serious Injury | Moderate Injury | Minor Injury | Property Damage Only | Total |
| Medical Care | \$0 | \$0 | \$0 | \$17,212 | \$138 | \$17,351 |
| Future Earnings (Lost Wages) | \$0 | \$0 | \$0 | \$28,350 | \$219 | \$28,569 |
| Public Services | \$0 | \$0 | \$0 | \$328 | \$60 | \$389 |
| Adjudication & Sanctioning | \$0 | \$0 | \$0 | \$4,992 | \$186 | \$5,178 |
| Property Damage & Loss | \$0 | \$0 | \$0 | \$15,134 | \$2,337 | \$17,471 |
| Subtotal (Monetary Cost) | \$0 | \$0 | \$0 | \$66,017 | \$2,940 | \$68,957 |
| Quality of Life | \$0 | \$0 | \$0 | \$157,932 | \$1,046 | \$158,978 |
| Total (Comprehensive Cost) | \$0 | \$0 | \$0 | \$223,949 | \$3,986 | \$227,935 |

Motorcycle Crash Casualties



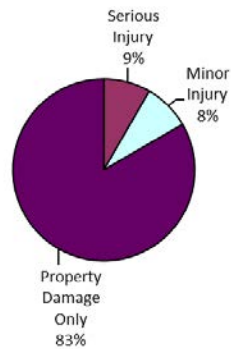
Motorcycle Crash Costs



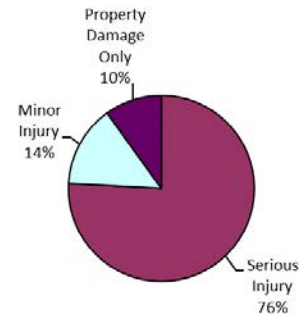
Luce County Medium/Large Truck Crashes

| Crash Casualty Severity | Crash Casualties | Crash Costs |
|--------------------------------|------------------|-------------|
| Fatal | 0 | \$0 |
| Serious Injury | 1 | \$692,627 |
| Moderate Injury | 0 | \$0 |
| Minor Injury | 1 | \$129,504 |
| Property Damage Only | 10 | \$90,700 |
| Total | 12 | \$912,831 |
| Average cost of crash casualty | | \$76,069 |

Crash Casualties



Crash Costs



| Costs of Medium/Large Truck Crashes in Luce County (2015 dollars) | | | | | | |
|---|------------|------------------|-----------------|------------------|----------------------|------------------|
| | Fatal | Serious Injury | Moderate Injury | Minor Injury | Property Damage Only | Total |
| Medical Care | \$0 | \$41,747 | \$0 | \$8,165 | \$3,740 | \$53,652 |
| Future Earnings (Lost Wages) | \$0 | \$119,234 | \$0 | \$21,788 | \$27,300 | \$168,322 |
| Public Services | \$0 | \$322 | \$0 | \$193 | \$470 | \$985 |
| Adjudication & Sanctioning | \$0 | \$16,116 | \$0 | \$2,999 | \$3,110 | \$22,225 |
| Property Damage & Loss | \$0 | \$12,555 | \$0 | \$6,709 | \$33,990 | \$53,254 |
| Subtotal (Monetary Cost) | \$0 | \$189,974 | \$0 | \$39,854 | \$68,610 | \$298,438 |
| Quality of Life | \$0 | \$502,653 | \$0 | \$89,650 | \$22,090 | \$614,393 |
| Total (Comprehensive Cost) | \$0 | \$692,627 | \$0 | \$129,504 | \$90,700 | \$912,831 |

Mackinac County

Traffic Crashes and Crime

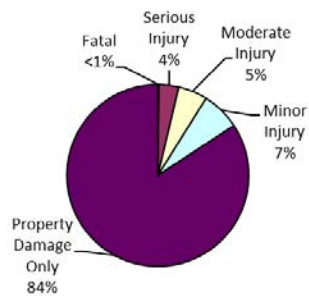
| Traffic Crash Casualty Severity | Traffic Crash Casualties | Traffic Crash Costs |
|--|--------------------------|---------------------|
| Fatal | 1 | \$8,875,391 |
| Serious Injury | 19 | \$9,260,407 |
| Moderate Injury | 28 | \$3,778,411 |
| Minor Injury | 37 | \$2,486,411 |
| Property Damage Only | 454 | \$1,973,739 |
| Total | 539 | \$26,374,359 |
| Average cost of traffic crash casualty | \$48,932 | |

| Index Crime Category | Number of Index Crimes | Index Crime Costs |
|-----------------------------|------------------------|-------------------|
| Murder | 0 | \$0 |
| Rape | 10 | \$4,007,420 |
| Aggravated Assault | 9 | \$282,876 |
| Robbery | 0 | \$0 |
| Larceny | 283 | \$1,157,157 |
| Burglary | 35 | \$156,074 |
| Motor Vehicle Theft | 5 | \$45,679 |
| Total | 342 | \$5,649,208 |
| Average cost of index crime | \$16,518 | |

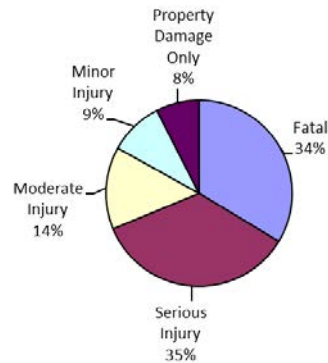
| Costs of Traffic Crashes in Mackinac County (2015 dollars) | | | | | | |
|--|--------------------|--------------------|--------------------|--------------------|----------------------|---------------------|
| | Fatal | Serious Injury | Moderate Injury | Minor Injury | Property Damage Only | Total |
| Medical Care | \$11,931 | \$500,314 | \$176,274 | \$212,360 | \$118,146 | \$1,019,024 |
| Future Earnings (Lost Wages) | \$1,203,734 | \$763,948 | \$325,467 | \$320,157 | \$135,222 | \$2,748,528 |
| Public Services | \$900 | \$3,309 | \$2,144 | \$2,145 | \$9,946 | \$18,443 |
| Adjudication & Sanctioning | \$106,256 | \$162,230 | \$47,060 | \$41,534 | \$8,030 | \$365,110 |
| Property Damage & Loss | \$23,153 | \$121,408 | \$109,391 | \$141,773 | \$1,225,692 | \$1,621,417 |
| Subtotal (Monetary Cost) | \$1,345,974 | \$1,551,208 | \$660,336 | \$717,970 | \$1,497,036 | \$5,772,523 |
| Quality of Life | \$7,529,418 | \$7,709,199 | \$3,118,075 | \$1,768,442 | \$476,703 | \$20,601,836 |
| Total (Comprehensive Cost) | \$8,875,391 | \$9,260,407 | \$3,778,411 | \$2,486,411 | \$1,973,739 | \$26,374,359 |

| Costs of Index Crimes in Mackinac County (2015 dollars) | | | | | | | | |
|---|------------|--------------------|--------------------|------------|--------------------|------------------|---------------------|--------------------|
| | Murder | Rape | Aggravated Assault | Robbery | Larceny | Burglary | Motor Vehicle Theft | Total |
| Medical Care | \$0 | \$89,825 | \$13,930 | \$0 | \$0 | \$0 | \$0 | \$103,754 |
| Future Earnings (Lost Wages) | \$0 | \$56,046 | \$9,846 | \$0 | \$7,428 | \$1,157 | \$496 | \$74,973 |
| Public Services | \$0 | \$7,883 | \$3,008 | \$0 | \$124,796 | \$15,705 | \$1,344 | \$152,736 |
| Adjudication & Sanctioning | \$0 | \$246,252 | \$106,562 | \$0 | \$576,357 | \$27,169 | \$8,871 | \$965,210 |
| Property Damage and Loss | \$0 | \$1,567 | \$629 | \$0 | \$264,312 | \$89,545 | \$32,045 | \$388,097 |
| Subtotal (Monetary Cost) | \$0 | \$401,572 | \$133,974 | \$0 | \$972,893 | \$133,576 | \$42,755 | \$1,684,770 |
| Quality of Life | \$0 | \$3,605,849 | \$148,903 | \$0 | \$184,264 | \$22,499 | \$2,924 | \$3,964,438 |
| Total (Comprehensive Costs) | \$0 | \$4,007,420 | \$282,876 | \$0 | \$1,157,157 | \$156,074 | \$45,679 | \$5,649,208 |

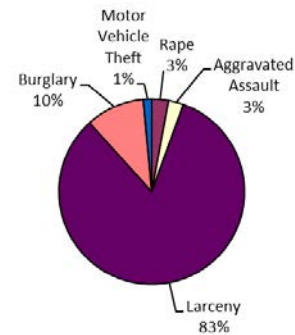
Traffic Crash Casualties



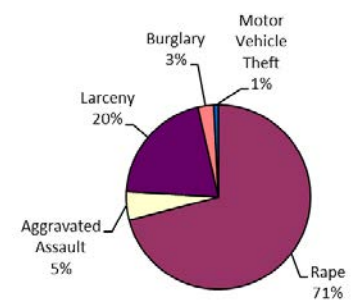
Traffic Crash Costs



Index Crimes



Index Crime Costs

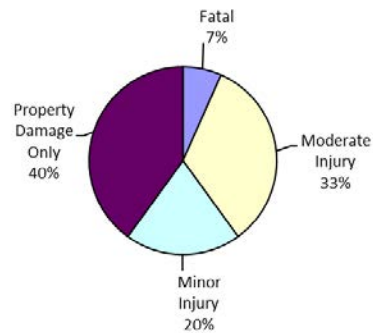


Mackinac County

Alcohol-Involved Crashes

| Crash Casualty Severity | Crash Casualties | Crash Costs |
|--------------------------------|------------------|--------------|
| Fatal | 1 | \$8,875,391 |
| Serious Injury | 0 | \$0 |
| Moderate Injury | 5 | \$852,451 |
| Minor Injury | 3 | \$258,223 |
| Property Damage Only | 6 | \$27,470 |
| Total | 15 | \$10,013,536 |
| Average cost of crash casualty | \$667,569 | |

Crash Casualties



Crash Costs



| Costs of Alcohol-Involved Crashes in Mackinac County (2015 dollars) | | | | | | |
|---|--------------------|----------------|------------------|------------------|----------------------|---------------------|
| | Fatal | Serious Injury | Moderate Injury | Minor Injury | Property Damage Only | Total |
| Medical Care | \$11,931 | \$0 | \$69,102 | \$31,695 | \$1,840 | \$114,568 |
| Future Earnings (Lost Wages) | \$1,203,734 | \$0 | \$127,922 | \$47,684 | \$2,049 | \$1,381,390 |
| Public Services | \$900 | \$0 | \$868 | \$330 | \$174 | \$2,271 |
| Adjudication & Sanctioning | \$106,256 | \$0 | \$17,531 | \$6,522 | \$288 | \$130,598 |
| Property Damage & Loss | \$23,153 | \$0 | \$37,238 | \$18,800 | \$16,442 | \$95,632 |
| Subtotal (Monetary Cost) | \$1,345,974 | \$0 | \$252,660 | \$105,031 | \$20,793 | \$1,724,458 |
| Quality of Life | \$7,529,418 | \$0 | \$599,790 | \$153,193 | \$6,677 | \$8,289,078 |
| Total (Comprehensive Cost) | \$8,875,391 | \$0 | \$852,451 | \$258,223 | \$27,470 | \$10,013,536 |

Mackinac County Teen Driver Crashes

| Crash Casualty Severity | Crash Casualties | Crash Costs |
|--------------------------------|------------------|--------------|
| Fatal | 1 | \$8,875,391 |
| Serious Injury | 3 | \$1,462,170 |
| Moderate Injury | 7 | \$944,603 |
| Minor Injury | 8 | \$537,602 |
| Property Damage Only | 40 | \$173,898 |
| Total | 59 | \$11,993,664 |
| Average cost of crash casualty | | \$203,282 |

Crash Casualties



Crash Costs



| Costs of Teen Driver Crashes in Mackinac County (2015 dollars) | | | | | | |
|--|--------------------|--------------------|------------------|------------------|----------------------|---------------------|
| | Fatal | Serious Injury | Moderate Injury | Minor Injury | Property Damage Only | Total |
| Medical Care | \$11,931 | \$78,997 | \$44,069 | \$45,916 | \$10,409 | \$191,321 |
| Future Earnings (Lost Wages) | \$1,203,734 | \$120,623 | \$81,367 | \$69,223 | \$11,914 | \$1,486,861 |
| Public Services | \$900 | \$522 | \$536 | \$464 | \$876 | \$3,299 |
| Adjudication & Sanctioning | \$106,256 | \$25,615 | \$11,765 | \$8,980 | \$707 | \$153,324 |
| Property Damage & Loss | \$23,153 | \$19,170 | \$27,348 | \$30,654 | \$107,991 | \$208,314 |
| Subtotal (Monetary Cost) | \$1,345,974 | \$244,928 | \$165,084 | \$155,237 | \$131,897 | \$2,043,119 |
| Quality of Life | \$7,529,418 | \$1,217,242 | \$779,519 | \$382,366 | \$42,000 | \$9,950,544 |
| Total (Comprehensive Cost) | \$8,875,391 | \$1,462,170 | \$944,603 | \$537,602 | \$173,898 | \$11,993,664 |

Mackinac County Motorcycle Crashes

| Injury Severity | Motorcyclist Crash Victims | Motorcyclist Victim Costs |
|--------------------------------|-------------------------------|------------------------------|
| Fatal | 0 | \$0 |
| Serious Injury | 2 | \$1,021,773 |
| Moderate Injury | 4 | \$475,238 |
| Minor Injury | 1 | \$111,974 |
| Property Damage Only | 5 | \$19,930 |
| Total | 12 | \$1,628,916 |
| Average cost of crash casualty | \$135,743 | |

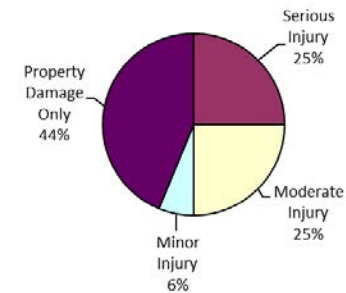
| Injury Severity | Non-motorcyclist Crash Victims | Non-motorcyclist Victim Costs |
|--------------------------------|-----------------------------------|----------------------------------|
| Fatal | 0 | \$0 |
| Serious Injury | 2 | \$974,780 |
| Moderate Injury | 0 | \$0 |
| Minor Injury | 0 | \$0 |
| Property Damage Only | 2 | \$5,669 |
| Total | 4 | \$980,449 |
| Average cost of crash casualty | \$245,112 | |

| Motorcyclist Victim Costs in Motorcycle Crashes in Mackinac County (2015 dollars) | | | | | | |
|---|-------|----------------|-----------------|--------------|----------------------|-------------|
| | Fatal | Serious Injury | Moderate Injury | Minor Injury | Property Damage Only | Total |
| Medical Care | \$0 | \$83,556 | \$36,147 | \$8,606 | \$692 | \$129,001 |
| Future Earnings (Lost Wages) | \$0 | \$122,455 | \$60,959 | \$14,175 | \$1,096 | \$198,685 |
| Public Services | \$0 | \$707 | \$690 | \$164 | \$301 | \$1,863 |
| Adjudication & Sanctioning | \$0 | \$19,004 | \$10,683 | \$2,496 | \$928 | \$33,111 |
| Property Damage & Loss | \$0 | \$19,712 | \$31,357 | \$7,567 | \$11,685 | \$70,321 |
| Subtotal (Monetary Cost) | \$0 | \$245,434 | \$139,836 | \$33,008 | \$14,701 | \$432,979 |
| Quality of Life | \$0 | \$776,339 | \$335,402 | \$78,966 | \$5,229 | \$1,195,936 |
| Total (Comprehensive Cost) | \$0 | \$1,021,773 | \$475,238 | \$111,974 | \$19,930 | \$1,628,916 |

| Non-motorcyclist Victim Costs in Motorcycle Crashes in Mackinac County (2015 dollars) | | | | | | |
|---|-------|----------------|-----------------|--------------|----------------------|-----------|
| | Fatal | Serious Injury | Moderate Injury | Minor Injury | Property Damage Only | Total |
| Medical Care | \$0 | \$52,665 | \$0 | \$0 | \$0 | \$52,665 |
| Future Earnings (Lost Wages) | \$0 | \$80,416 | \$0 | \$0 | \$177 | \$80,593 |
| Public Services | \$0 | \$348 | \$0 | \$0 | \$42 | \$390 |
| Adjudication & Sanctioning | \$0 | \$17,077 | \$0 | \$0 | \$0 | \$17,077 |
| Property Damage & Loss | \$0 | \$12,780 | \$0 | \$0 | \$5,450 | \$18,230 |
| Subtotal (Monetary Cost) | \$0 | \$163,285 | \$0 | \$0 | \$5,669 | \$168,954 |
| Quality of Life | \$0 | \$811,495 | \$0 | \$0 | \$0 | \$811,495 |
| Total (Comprehensive Cost) | \$0 | \$974,780 | \$0 | \$0 | \$5,669 | \$980,449 |

| Costs of Motorcycle Crashes in Mackinac County (2015 dollars) | | | | | | |
|---|-------|----------------|-----------------|--------------|----------------------|-------------|
| | Fatal | Serious Injury | Moderate Injury | Minor Injury | Property Damage Only | Total |
| Medical Care | \$0 | \$136,220 | \$36,147 | \$8,606 | \$692 | \$181,665 |
| Future Earnings (Lost Wages) | \$0 | \$202,871 | \$60,959 | \$14,175 | \$1,273 | \$279,277 |
| Public Services | \$0 | \$1,055 | \$690 | \$164 | \$343 | \$2,253 |
| Adjudication & Sanctioning | \$0 | \$36,081 | \$10,683 | \$2,496 | \$928 | \$50,188 |
| Property Damage & Loss | \$0 | \$32,491 | \$31,357 | \$7,567 | \$17,135 | \$88,550 |
| Subtotal (Monetary Cost) | \$0 | \$408,719 | \$139,836 | \$33,008 | \$20,370 | \$601,933 |
| Quality of Life | \$0 | \$1,587,834 | \$335,402 | \$78,966 | \$5,229 | \$2,007,431 |
| Total (Comprehensive Cost) | \$0 | \$1,996,553 | \$475,238 | \$111,974 | \$25,599 | \$2,609,364 |

Motorcycle Crash Casualties



Motorcycle Crash Costs

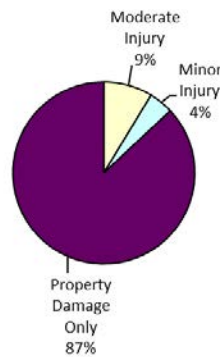


Mackinac County

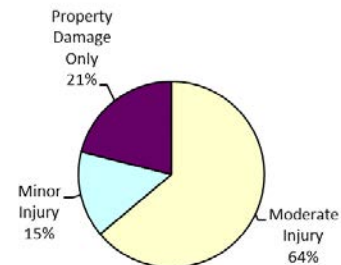
Medium/Large Truck Crashes

| Crash Casualty Severity | Crash Casualties | Crash Costs |
|--------------------------------|------------------|-------------|
| Fatal | 0 | \$0 |
| Serious Injury | 0 | \$0 |
| Moderate Injury | 2 | \$550,062 |
| Minor Injury | 1 | \$129,504 |
| Property Damage Only | 20 | \$181,400 |
| Total | 23 | \$860,966 |
| Average cost of crash casualty | | \$37,433 |

Crash Casualties



Crash Costs



| Costs of Medium/Large Truck Crashes in Mackinac County (2015 dollars) | | | | | | |
|---|------------|----------------|------------------|------------------|----------------------|------------------|
| | Fatal | Serious Injury | Moderate Injury | Minor Injury | Property Damage Only | Total |
| Medical Care | \$0 | \$0 | \$35,610 | \$8,165 | \$7,480 | \$51,255 |
| Future Earnings (Lost Wages) | \$0 | \$0 | \$102,088 | \$21,788 | \$54,600 | \$178,476 |
| Public Services | \$0 | \$0 | \$352 | \$193 | \$940 | \$1,485 |
| Adjudication & Sanctioning | \$0 | \$0 | \$13,784 | \$2,999 | \$6,220 | \$23,003 |
| Property Damage & Loss | \$0 | \$0 | \$18,640 | \$6,709 | \$67,980 | \$93,329 |
| Subtotal (Monetary Cost) | \$0 | \$0 | \$170,474 | \$39,854 | \$137,220 | \$347,548 |
| Quality of Life | \$0 | \$0 | \$379,588 | \$89,650 | \$44,180 | \$513,418 |
| Total (Comprehensive Cost) | \$0 | \$0 | \$550,062 | \$129,504 | \$181,400 | \$860,966 |

Macomb County

Traffic Crashes and Crime

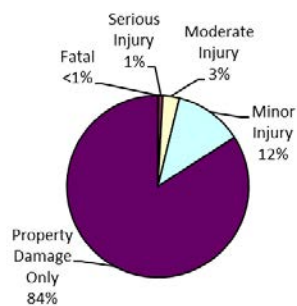
| Traffic Crash Casualty Severity | Traffic Crash Casualties | Traffic Crash Costs |
|--|--------------------------|---------------------|
| Fatal | 61 | \$541,398,875 |
| Serious Injury | 359 | \$174,972,952 |
| Moderate Injury | 1,410 | \$190,269,972 |
| Minor Injury | 5,807 | \$390,232,190 |
| Property Damage Only | 40,253 | \$174,997,579 |
| Total | 47,890 | \$1,471,871,568 |
| Average cost of traffic crash casualty | | \$30,734 |

| Index Crime Category | Number of Index Crimes | Index Crime Costs |
|-----------------------------|------------------------|-------------------|
| Murder | 15 | \$109,332,121 |
| Rape | 380 | \$152,281,978 |
| Aggravated Assault | 1,418 | \$44,568,750 |
| Robbery | 433 | \$14,799,598 |
| Larceny | 8,164 | \$33,381,726 |
| Burglary | 2,190 | \$9,765,802 |
| Motor Vehicle Theft | 1,461 | \$13,347,510 |
| Total | 14,061 | \$377,477,484 |
| Average cost of index crime | | \$26,846 |

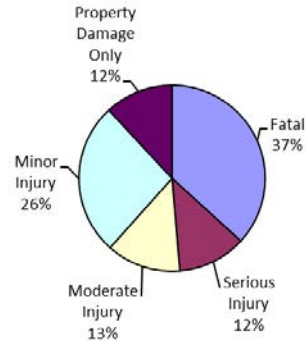
| Costs of Traffic Crashes in Macomb County (2015 dollars) | | | | | | |
|--|----------------------|----------------------|----------------------|----------------------|----------------------|------------------------|
| | Fatal | Serious Injury | Moderate Injury | Minor Injury | Property Damage Only | Total |
| Medical Care | \$727,776 | \$9,453,292 | \$8,876,678 | \$33,329,059 | \$10,475,141 | \$62,861,946 |
| Future Earnings (Lost Wages) | \$73,427,778 | \$14,434,599 | \$16,389,582 | \$50,247,315 | \$11,989,222 | \$166,488,495 |
| Public Services | \$54,902 | \$62,516 | \$107,970 | \$336,639 | \$881,805 | \$1,443,832 |
| Adjudication & Sanctioning | \$6,481,636 | \$3,065,288 | \$2,369,790 | \$6,518,654 | \$711,958 | \$19,147,328 |
| Property Damage & Loss | \$1,412,310 | \$2,293,968 | \$5,508,617 | \$22,250,772 | \$108,673,553 | \$140,139,220 |
| Subtotal (Monetary Cost) | \$82,104,402 | \$29,309,663 | \$33,252,638 | \$112,682,439 | \$132,731,679 | \$390,080,822 |
| Quality of Life | \$459,294,473 | \$145,663,289 | \$157,017,334 | \$277,549,750 | \$42,265,899 | \$1,081,790,746 |
| Total (Comprehensive Cost) | \$541,398,875 | \$174,972,952 | \$190,269,972 | \$390,232,190 | \$174,997,579 | \$1,471,871,568 |

| Costs of Index Crimes in Macomb County (2015 dollars) | | | | | | | | |
|---|----------------------|----------------------|---------------------|---------------------|---------------------|--------------------|---------------------|----------------------|
| | Murder | Rape | Aggravated Assault | Robbery | Larceny | Burglary | Motor Vehicle Theft | Total |
| Medical Care | \$416,066 | \$3,413,336 | \$2,194,697 | \$664,371 | \$0 | \$0 | \$0 | \$6,688,471 |
| Future Earnings (Lost Wages) | \$13,778,535 | \$2,129,755 | \$1,551,224 | \$684,682 | \$214,296 | \$72,389 | \$144,876 | \$18,575,756 |
| Public Services | \$42,687 | \$299,547 | \$473,997 | \$174,983 | \$3,600,112 | \$982,709 | \$392,622 | \$5,966,657 |
| Adjudication & Sanctioning | \$5,915,552 | \$9,357,562 | \$16,789,367 | \$2,443,498 | \$16,626,784 | \$1,699,979 | \$2,592,011 | \$55,424,753 |
| Property Damage and Loss | \$2,619 | \$59,530 | \$99,044 | \$493,842 | \$7,624,879 | \$5,602,944 | \$9,363,588 | \$23,246,447 |
| Subtotal (Monetary Cost) | \$20,155,460 | \$15,259,730 | \$21,108,328 | \$4,461,377 | \$28,066,071 | \$8,358,021 | \$12,493,096 | \$109,902,084 |
| Quality of Life | \$89,176,661 | \$137,022,248 | \$23,460,421 | \$10,338,220 | \$5,315,655 | \$1,407,781 | \$854,414 | \$267,575,400 |
| Total (Comprehensive Costs) | \$109,332,121 | \$152,281,978 | \$44,568,750 | \$14,799,598 | \$33,381,726 | \$9,765,802 | \$13,347,510 | \$377,477,484 |

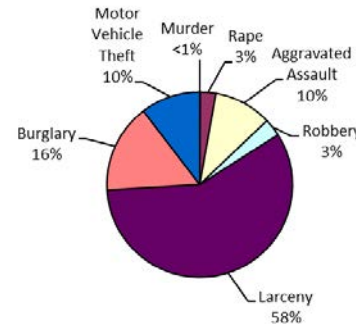
Traffic Crash Casualties



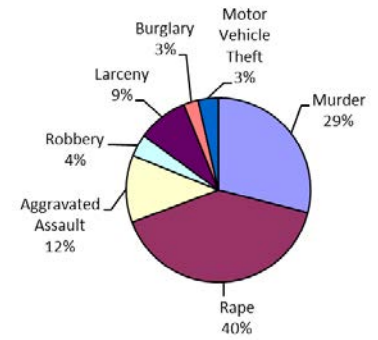
Traffic Crash Costs



Index Crimes



Index Crime Costs

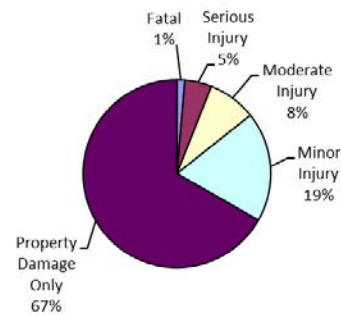


Macomb County

Alcohol-Involved Crashes

| Crash Casualty Severity | Crash Casualties | Crash Costs |
|--------------------------------|------------------|----------------------|
| Fatal | 17 | \$150,881,654 |
| Serious Injury | 58 | \$33,915,930 |
| Moderate Injury | 104 | \$17,730,974 |
| Minor Injury | 237 | \$20,399,653 |
| Property Damage Only | 835 | \$3,822,950 |
| Total | 1,251 | \$226,751,160 |
| Average cost of crash casualty | | \$181,256 |

Crash Casualties



Crash Costs

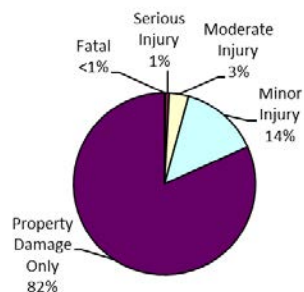


| Costs of Alcohol-Involved Crashes in Macomb County (2015 dollars) | | | | | | |
|---|----------------------|---------------------|---------------------|---------------------|----------------------|----------------------|
| | Fatal | Serious Injury | Moderate Injury | Minor Injury | Property Damage Only | Total |
| Medical Care | \$202,823 | \$3,174,333 | \$1,437,322 | \$2,503,905 | \$256,075 | \$7,574,459 |
| Future Earnings (Lost Wages) | \$20,463,479 | \$4,913,929 | \$2,660,777 | \$3,767,047 | \$285,201 | \$32,090,433 |
| Public Services | \$15,301 | \$22,567 | \$18,048 | \$26,040 | \$24,211 | \$106,165 |
| Adjudication & Sanctioning | \$1,806,358 | \$747,944 | \$364,643 | \$515,271 | \$40,065 | \$3,474,280 |
| Property Damage & Loss | \$393,595 | \$654,799 | \$774,543 | \$1,485,175 | \$2,288,177 | \$5,596,288 |
| Subtotal (Monetary Cost) | \$22,881,555 | \$9,513,571 | \$5,255,332 | \$8,297,439 | \$2,893,728 | \$48,841,625 |
| Quality of Life | \$128,000,099 | \$24,402,359 | \$12,475,642 | \$12,102,214 | \$929,221 | \$177,909,535 |
| Total (Comprehensive Cost) | \$150,881,654 | \$33,915,930 | \$17,730,974 | \$20,399,653 | \$3,822,950 | \$226,751,160 |

Macomb County Teen Driver Crashes

| Crash Casualty Severity | Crash Casualties | Crash Costs |
|--------------------------------|------------------|---------------|
| Fatal | 15 | \$133,130,871 |
| Serious Injury | 53 | \$25,831,661 |
| Moderate Injury | 282 | \$38,053,994 |
| Minor Injury | 1,151 | \$77,347,555 |
| Property Damage Only | 6,688 | \$29,075,691 |
| Total | 8,189 | \$303,439,773 |
| Average cost of crash casualty | | \$37,055 |

Crash Casualties



Crash Costs



| Costs of Teen Driver Crashes in Macomb County (2015 dollars) | | | | | | |
|--|----------------------|---------------------|---------------------|---------------------|----------------------|----------------------|
| | Fatal | Serious Injury | Moderate Injury | Minor Injury | Property Damage Only | Total |
| Medical Care | \$178,961 | \$1,395,611 | \$1,775,336 | \$6,606,121 | \$1,740,435 | \$11,696,465 |
| Future Earnings (Lost Wages) | \$18,056,011 | \$2,131,013 | \$3,277,916 | \$9,959,473 | \$1,991,998 | \$35,416,412 |
| Public Services | \$13,501 | \$9,229 | \$21,594 | \$66,725 | \$146,511 | \$257,560 |
| Adjudication & Sanctioning | \$1,593,845 | \$452,536 | \$473,958 | \$1,292,056 | \$118,291 | \$3,930,686 |
| Property Damage & Loss | \$347,289 | \$338,664 | \$1,101,723 | \$4,410,304 | \$18,056,014 | \$24,253,995 |
| Subtotal (Monetary Cost) | \$20,189,607 | \$4,327,053 | \$6,650,528 | \$22,334,680 | \$22,053,250 | \$75,555,118 |
| Quality of Life | \$112,941,264 | \$21,504,608 | \$31,403,467 | \$55,012,875 | \$7,022,441 | \$227,884,655 |
| Total (Comprehensive Cost) | \$133,130,871 | \$25,831,661 | \$38,053,994 | \$77,347,555 | \$29,075,691 | \$303,439,773 |

Macomb County Motorcycle Crashes

| Injury Severity | Motorcyclist Crash Victims | Motorcyclist Victim Costs |
|--------------------------------|-------------------------------|------------------------------|
| Fatal | 8 | \$70,527,386 |
| Serious Injury | 45 | \$22,989,893 |
| Moderate Injury | 92 | \$10,930,471 |
| Minor Injury | 65 | \$7,278,339 |
| Property Damage Only | 90 | \$358,743 |
| Total | 300 | \$112,084,832 |
| Average cost of crash casualty | \$373,616 | |

| Injury Severity | Non-motorcyclist Crash Victims | Non-motorcyclist Victim Costs |
|--------------------------------|-----------------------------------|----------------------------------|
| Fatal | 0 | \$0 |
| Serious Injury | 1 | \$487,390 |
| Moderate Injury | 5 | \$674,716 |
| Minor Injury | 14 | \$940,804 |
| Property Damage Only | 77 | \$218,251 |
| Total | 97 | \$2,321,161 |
| Average cost of crash casualty | \$23,929 | |

| Motorcyclist Victim Costs in Motorcycle Crashes in Macomb County (2015 dollars) | | | | | | |
|---|--------------|----------------|-----------------|--------------|----------------------|---------------|
| | Fatal | Serious Injury | Moderate Injury | Minor Injury | Property Damage Only | Total |
| Medical Care | \$95,446 | \$1,880,003 | \$831,380 | \$559,399 | \$12,452 | \$3,378,679 |
| Future Earnings (Lost Wages) | \$9,675,863 | \$2,755,243 | \$1,402,048 | \$921,372 | \$19,727 | \$14,774,253 |
| Public Services | \$6,306 | \$15,911 | \$15,879 | \$10,672 | \$5,417 | \$54,184 |
| Adjudication & Sanctioning | \$850,055 | \$427,586 | \$245,707 | \$162,245 | \$16,704 | \$1,702,296 |
| Property Damage & Loss | \$103,609 | \$443,514 | \$721,218 | \$491,864 | \$210,321 | \$1,970,527 |
| Subtotal (Monetary Cost) | \$10,731,279 | \$5,522,256 | \$3,216,233 | \$2,145,551 | \$264,620 | \$21,879,939 |
| Quality of Life | \$59,796,106 | \$17,467,637 | \$7,714,239 | \$5,132,788 | \$94,122 | \$90,204,893 |
| Total (Comprehensive Cost) | \$70,527,386 | \$22,989,893 | \$10,930,471 | \$7,278,339 | \$358,743 | \$112,084,832 |

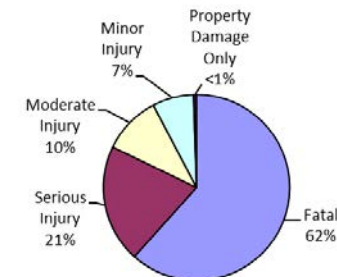
| Non-motorcyclist Victim Costs in Motorcycle Crashes in Macomb County (2015 dollars) | | | | | | |
|---|-------|----------------|-----------------|--------------|----------------------|-------------|
| | Fatal | Serious Injury | Moderate Injury | Minor Injury | Property Damage Only | Total |
| Medical Care | \$0 | \$26,332 | \$31,478 | \$80,352 | \$0 | \$138,162 |
| Future Earnings (Lost Wages) | \$0 | \$40,208 | \$58,119 | \$121,140 | \$6,812 | \$226,279 |
| Public Services | \$0 | \$174 | \$383 | \$812 | \$1,613 | \$2,982 |
| Adjudication & Sanctioning | \$0 | \$8,538 | \$8,404 | \$15,716 | \$0 | \$32,658 |
| Property Damage & Loss | \$0 | \$6,390 | \$19,534 | \$53,644 | \$209,825 | \$289,393 |
| Subtotal (Monetary Cost) | \$0 | \$81,643 | \$117,917 | \$271,664 | \$218,251 | \$689,474 |
| Quality of Life | \$0 | \$405,747 | \$556,799 | \$669,140 | \$0 | \$1,631,686 |
| Total (Comprehensive Cost) | \$0 | \$487,390 | \$674,716 | \$940,804 | \$218,251 | \$2,321,161 |

| Costs of Motorcycle Crashes in Macomb County (2015 dollars) | | | | | | |
|---|--------------|----------------|-----------------|--------------|----------------------|---------------|
| | Fatal | Serious Injury | Moderate Injury | Minor Injury | Property Damage Only | Total |
| Medical Care | \$95,446 | \$1,906,335 | \$862,857 | \$639,751 | \$12,452 | \$3,516,842 |
| Future Earnings (Lost Wages) | \$9,675,863 | \$2,795,450 | \$1,460,167 | \$1,042,513 | \$26,539 | \$15,000,533 |
| Public Services | \$6,306 | \$16,085 | \$16,262 | \$11,483 | \$7,030 | \$57,166 |
| Adjudication & Sanctioning | \$850,055 | \$436,124 | \$254,111 | \$177,961 | \$16,704 | \$1,734,954 |
| Property Damage & Loss | \$103,609 | \$449,904 | \$740,753 | \$545,508 | \$420,146 | \$2,259,920 |
| Subtotal (Monetary Cost) | \$10,731,279 | \$5,603,898 | \$3,334,150 | \$2,417,216 | \$482,871 | \$22,569,414 |
| Quality of Life | \$59,796,106 | \$17,873,385 | \$8,271,038 | \$5,801,928 | \$94,122 | \$91,836,579 |
| Total (Comprehensive Cost) | \$70,527,386 | \$23,477,283 | \$11,605,187 | \$8,219,144 | \$576,993 | \$114,405,993 |

Motorcycle Crash Casualties



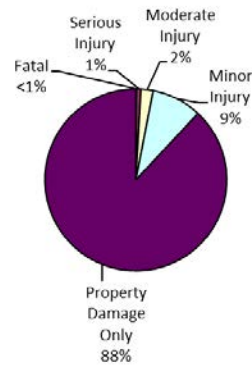
Motorcycle Crash Costs



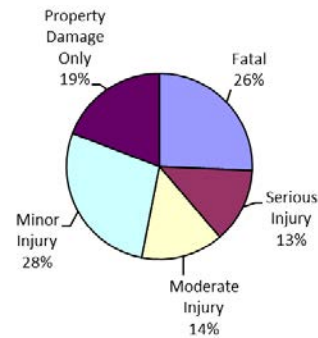
Macomb County Medium/Large Truck Crashes

| Crash Casualty Severity | Crash Casualties | Crash Costs |
|--------------------------------|------------------|--------------|
| Fatal | 2 | \$17,767,872 |
| Serious Injury | 13 | \$9,004,151 |
| Moderate Injury | 36 | \$9,901,116 |
| Minor Injury | 148 | \$19,166,592 |
| Property Damage Only | 1,463 | \$13,269,410 |
| Total | 1,662 | \$69,109,141 |
| Average cost of crash casualty | | \$41,582 |

Crash Casualties



Crash Costs



| Costs of Medium/Large Truck Crashes in Macomb County (2015 dollars) | | | | | | |
|---|---------------------|--------------------|--------------------|---------------------|----------------------|---------------------|
| | Fatal | Serious Injury | Moderate Injury | Minor Injury | Property Damage Only | Total |
| Medical Care | \$23,861 | \$542,711 | \$640,980 | \$1,208,420 | \$547,162 | \$2,963,134 |
| Future Earnings (Lost Wages) | \$2,407,468 | \$1,550,042 | \$1,837,584 | \$3,224,624 | \$3,993,990 | \$13,013,708 |
| Public Services | \$1,800 | \$4,186 | \$6,336 | \$28,564 | \$68,761 | \$109,647 |
| Adjudication & Sanctioning | \$212,513 | \$209,508 | \$248,112 | \$443,852 | \$454,993 | \$1,568,978 |
| Property Damage & Loss | \$63,394 | \$163,215 | \$335,520 | \$992,932 | \$4,972,737 | \$6,527,798 |
| Subtotal (Monetary Cost) | \$2,709,036 | \$2,469,662 | \$3,068,532 | \$5,898,392 | \$10,037,643 | \$24,183,265 |
| Quality of Life | \$15,058,835 | \$6,534,489 | \$6,832,584 | \$13,268,200 | \$3,231,767 | \$44,925,875 |
| Total (Comprehensive Cost) | \$17,767,872 | \$9,004,151 | \$9,901,116 | \$19,166,592 | \$13,269,410 | \$69,109,141 |

Manistee County

Traffic Crashes and Crime

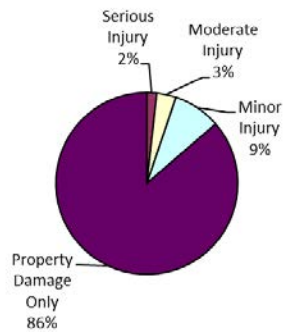
| Traffic Crash Casualty Severity | Traffic Crash Casualties | Traffic Crash Costs |
|--|--------------------------|---------------------|
| Fatal | 0 | \$0 |
| Serious Injury | 21 | \$10,235,187 |
| Moderate Injury | 41 | \$5,532,673 |
| Minor Injury | 101 | \$6,787,231 |
| Property Damage Only | 1,030 | \$4,477,865 |
| Total | 1,193 | \$27,032,956 |
| Average cost of traffic crash casualty | \$22,660 | |

| Index Crime Category | Number of Index Crimes | Index Crime Costs |
|-----------------------------|------------------------|-------------------|
| Murder | 0 | \$0 |
| Rape | 15 | \$6,011,131 |
| Aggravated Assault | 26 | \$817,199 |
| Robbery | 0 | \$0 |
| Larceny | 184 | \$752,356 |
| Burglary | 48 | \$214,045 |
| Motor Vehicle Theft | 11 | \$100,495 |
| Total | 284 | \$7,895,225 |
| Average cost of index crime | \$27,800 | |

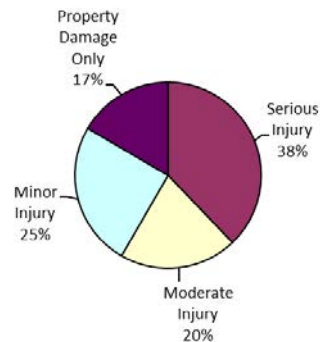
| Costs of Traffic Crashes in Manistee County (2015 dollars) | | | | | | |
|--|-------|----------------|-----------------|--------------|----------------------|--------------|
| | Fatal | Serious Injury | Moderate Injury | Minor Injury | Property Damage Only | Total |
| Medical Care | \$0 | \$552,978 | \$258,116 | \$579,686 | \$268,040 | \$1,658,820 |
| Future Earnings (Lost Wages) | \$0 | \$844,364 | \$476,577 | \$873,942 | \$306,782 | \$2,501,664 |
| Public Services | \$0 | \$3,657 | \$3,140 | \$5,855 | \$22,564 | \$35,215 |
| Adjudication & Sanctioning | \$0 | \$179,307 | \$68,909 | \$113,378 | \$18,218 | \$379,811 |
| Property Damage & Loss | \$0 | \$134,188 | \$160,180 | \$387,003 | \$2,780,756 | \$3,462,126 |
| Subtotal (Monetary Cost) | \$0 | \$1,714,493 | \$966,921 | \$1,959,863 | \$3,396,359 | \$8,037,636 |
| Quality of Life | \$0 | \$8,520,694 | \$4,565,752 | \$4,827,368 | \$1,081,506 | \$18,995,320 |
| Total (Comprehensive Cost) | \$0 | \$10,235,187 | \$5,532,673 | \$6,787,231 | \$4,477,865 | \$27,032,956 |

| Costs of Index Crimes in Manistee County (2015 dollars) | | | | | | | | |
|---|--------|-------------|--------------------|---------|-----------|-----------|---------------------|-------------|
| | Murder | Rape | Aggravated Assault | Robbery | Larceny | Burglary | Motor Vehicle Theft | Total |
| Medical Care | \$0 | \$134,737 | \$40,241 | \$0 | \$0 | \$0 | \$0 | \$174,978 |
| Future Earnings (Lost Wages) | \$0 | \$84,069 | \$28,443 | \$0 | \$4,830 | \$1,587 | \$1,091 | \$120,019 |
| Public Services | \$0 | \$11,824 | \$8,691 | \$0 | \$81,139 | \$21,539 | \$2,956 | \$126,149 |
| Adjudication & Sanctioning | \$0 | \$369,377 | \$307,845 | \$0 | \$374,734 | \$37,260 | \$19,515 | \$1,108,731 |
| Property Damage and Loss | \$0 | \$2,350 | \$1,816 | \$0 | \$171,849 | \$122,804 | \$70,499 | \$369,319 |
| Subtotal (Monetary Cost) | \$0 | \$602,358 | \$387,036 | \$0 | \$632,552 | \$183,190 | \$94,062 | \$1,899,197 |
| Quality of Life | \$0 | \$5,408,773 | \$430,163 | \$0 | \$119,804 | \$30,855 | \$6,433 | \$5,996,028 |
| Total (Comprehensive Costs) | \$0 | \$6,011,131 | \$817,199 | \$0 | \$752,356 | \$214,045 | \$100,495 | \$7,895,225 |

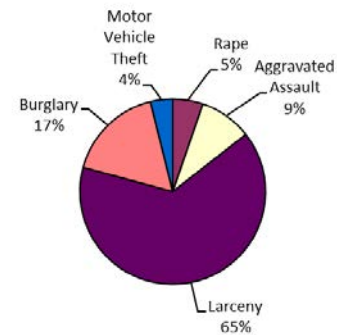
Traffic Crash Casualties



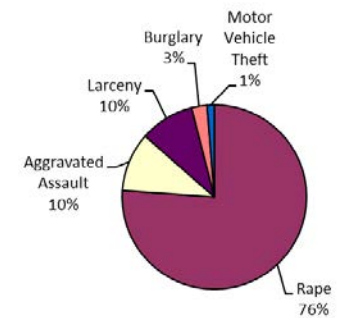
Traffic Crash Costs



Index Crimes



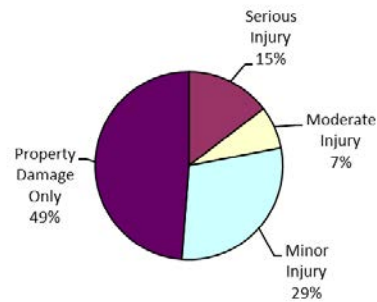
Index Crime Costs



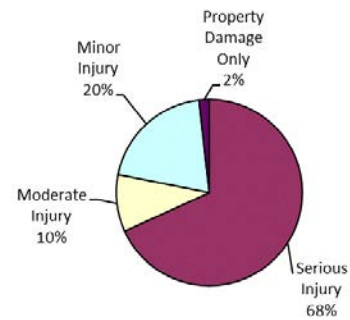
Manistee County Alcohol-Involved Crashes

| Crash Casualty Severity | Crash Casualties | Crash Costs |
|--------------------------------|------------------|-------------|
| Fatal | 0 | \$0 |
| Serious Injury | 6 | \$3,508,545 |
| Moderate Injury | 3 | \$511,470 |
| Minor Injury | 12 | \$1,032,894 |
| Property Damage Only | 20 | \$91,568 |
| Total | 41 | \$5,144,476 |
| Average cost of crash casualty | \$125,475 | |

Crash Casualties



Crash Costs

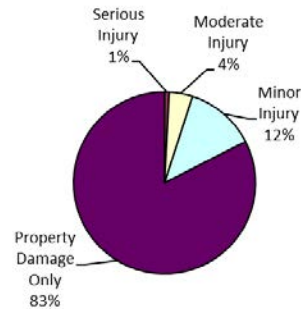


| Costs of Alcohol-Involved Crashes in Manistee County (2015 dollars) | | | | | | |
|---|------------|--------------------|------------------|--------------------|----------------------|--------------------|
| | Fatal | Serious Injury | Moderate Injury | Minor Injury | Property Damage Only | Total |
| Medical Care | \$0 | \$328,379 | \$41,461 | \$126,780 | \$6,134 | \$502,754 |
| Future Earnings (Lost Wages) | \$0 | \$508,337 | \$76,753 | \$190,737 | \$6,831 | \$782,658 |
| Public Services | \$0 | \$2,334 | \$521 | \$1,318 | \$580 | \$4,753 |
| Adjudication & Sanctioning | \$0 | \$77,373 | \$10,519 | \$26,090 | \$960 | \$114,941 |
| Property Damage & Loss | \$0 | \$67,738 | \$22,343 | \$75,199 | \$54,807 | \$220,086 |
| Subtotal (Monetary Cost) | \$0 | \$984,163 | \$151,596 | \$420,123 | \$69,311 | \$1,625,193 |
| Quality of Life | \$0 | \$2,524,382 | \$359,874 | \$612,770 | \$22,257 | \$3,519,283 |
| Total (Comprehensive Cost) | \$0 | \$3,508,545 | \$511,470 | \$1,032,894 | \$91,568 | \$5,144,476 |

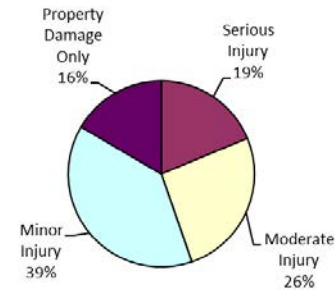
Manistee County Teen Driver Crashes

| Crash Casualty Severity | Crash Casualties | Crash Costs |
|--------------------------------|------------------|-------------|
| Fatal | 0 | \$0 |
| Serious Injury | 1 | \$487,390 |
| Moderate Injury | 5 | \$674,716 |
| Minor Injury | 15 | \$1,008,005 |
| Property Damage Only | 99 | \$430,397 |
| Total | 120 | \$2,600,507 |
| Average cost of crash casualty | | \$21,671 |

Crash Casualties



Crash Costs



| Costs of Teen Driver Crashes in Manistee County (2015 dollars) | | | | | | |
|--|------------|------------------|------------------|--------------------|----------------------|--------------------|
| | Fatal | Serious Injury | Moderate Injury | Minor Injury | Property Damage Only | Total |
| Medical Care | \$0 | \$26,332 | \$31,478 | \$86,092 | \$25,763 | \$169,665 |
| Future Earnings (Lost Wages) | \$0 | \$40,208 | \$58,119 | \$129,793 | \$29,487 | \$257,607 |
| Public Services | \$0 | \$174 | \$383 | \$870 | \$2,169 | \$3,595 |
| Adjudication & Sanctioning | \$0 | \$8,538 | \$8,404 | \$16,838 | \$1,751 | \$35,531 |
| Property Damage & Loss | \$0 | \$6,390 | \$19,534 | \$57,476 | \$267,277 | \$350,676 |
| Subtotal (Monetary Cost) | \$0 | \$81,643 | \$117,917 | \$291,069 | \$326,446 | \$817,075 |
| Quality of Life | \$0 | \$405,747 | \$556,799 | \$716,936 | \$103,951 | \$1,783,433 |
| Total (Comprehensive Cost) | \$0 | \$487,390 | \$674,716 | \$1,008,005 | \$430,397 | \$2,600,507 |

Manistee County Motorcycle Crashes

| Injury Severity | Motorcyclist Crash Victims | Motorcyclist Victim Costs |
|--------------------------------|-------------------------------|------------------------------|
| Fatal | 0 | \$0 |
| Serious Injury | 1 | \$510,887 |
| Moderate Injury | 4 | \$475,238 |
| Minor Injury | 5 | \$559,872 |
| Property Damage Only | 0 | \$0 |
| Total | 10 | \$1,545,997 |
| Average cost of crash casualty | \$154,600 | |

| Injury Severity | Non-motorcyclist Crash Victims | Non-motorcyclist Victim Costs |
|--------------------------------|-----------------------------------|----------------------------------|
| Fatal | 0 | \$0 |
| Serious Injury | 0 | \$0 |
| Moderate Injury | 0 | \$0 |
| Minor Injury | 0 | \$0 |
| Property Damage Only | 0 | \$0 |
| Total | 0 | \$0 |
| Average cost of crash casualty | \$0 | |

| Motorcyclist Victim Costs in Motorcycle Crashes in Manistee County (2015 dollars) | | | | | | |
|---|-------|----------------|-----------------|--------------|----------------------|-------------|
| | Fatal | Serious Injury | Moderate Injury | Minor Injury | Property Damage Only | Total |
| Medical Care | \$0 | \$41,778 | \$36,147 | \$43,031 | \$0 | \$120,955 |
| Future Earnings (Lost Wages) | \$0 | \$61,228 | \$60,959 | \$70,875 | \$0 | \$193,061 |
| Public Services | \$0 | \$354 | \$690 | \$821 | \$0 | \$1,865 |
| Adjudication & Sanctioning | \$0 | \$9,502 | \$10,683 | \$12,480 | \$0 | \$32,665 |
| Property Damage & Loss | \$0 | \$9,856 | \$31,357 | \$37,836 | \$0 | \$79,049 |
| Subtotal (Monetary Cost) | \$0 | \$122,717 | \$139,836 | \$165,042 | \$0 | \$427,595 |
| Quality of Life | \$0 | \$388,170 | \$335,402 | \$394,830 | \$0 | \$1,118,401 |
| Total (Comprehensive Cost) | \$0 | \$510,887 | \$475,238 | \$559,872 | \$0 | \$1,545,997 |

| Non-motorcyclist Victim Costs in Motorcycle Crashes in Manistee County (2015 dollars) | | | | | | |
|---|-------|----------------|-----------------|--------------|----------------------|-------|
| | Fatal | Serious Injury | Moderate Injury | Minor Injury | Property Damage Only | Total |
| Medical Care | \$0 | \$0 | \$0 | \$0 | \$0 | \$0 |
| Future Earnings (Lost Wages) | \$0 | \$0 | \$0 | \$0 | \$0 | \$0 |
| Public Services | \$0 | \$0 | \$0 | \$0 | \$0 | \$0 |
| Adjudication & Sanctioning | \$0 | \$0 | \$0 | \$0 | \$0 | \$0 |
| Property Damage & Loss | \$0 | \$0 | \$0 | \$0 | \$0 | \$0 |
| Subtotal (Monetary Cost) | \$0 | \$0 | \$0 | \$0 | \$0 | \$0 |
| Quality of Life | \$0 | \$0 | \$0 | \$0 | \$0 | \$0 |
| Total (Comprehensive Cost) | \$0 | \$0 | \$0 | \$0 | \$0 | \$0 |

| Costs of Motorcycle Crashes in Manistee County (2015 dollars) | | | | | | |
|---|-------|----------------|-----------------|--------------|----------------------|-------------|
| | Fatal | Serious Injury | Moderate Injury | Minor Injury | Property Damage Only | Total |
| Medical Care | \$0 | \$41,778 | \$36,147 | \$43,031 | \$0 | \$120,955 |
| Future Earnings (Lost Wages) | \$0 | \$61,228 | \$60,959 | \$70,875 | \$0 | \$193,061 |
| Public Services | \$0 | \$354 | \$690 | \$821 | \$0 | \$1,865 |
| Adjudication & Sanctioning | \$0 | \$9,502 | \$10,683 | \$12,480 | \$0 | \$32,665 |
| Property Damage & Loss | \$0 | \$9,856 | \$31,357 | \$37,836 | \$0 | \$79,049 |
| Subtotal (Monetary Cost) | \$0 | \$122,717 | \$139,836 | \$165,042 | \$0 | \$427,595 |
| Quality of Life | \$0 | \$388,170 | \$335,402 | \$394,830 | \$0 | \$1,118,401 |
| Total (Comprehensive Cost) | \$0 | \$510,887 | \$475,238 | \$559,872 | \$0 | \$1,545,997 |

Motorcycle Crash Casualties



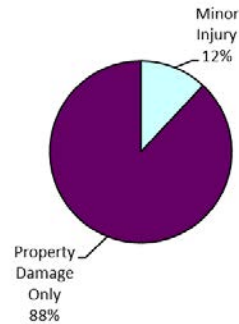
Motorcycle Crash Costs



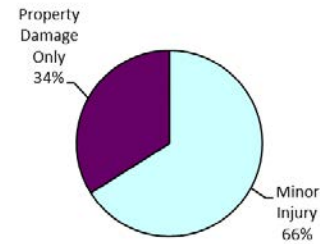
Manistee County Medium/Large Truck Crashes

| Crash Casualty Severity | Crash Casualties | Crash Costs |
|--------------------------------|------------------|-------------|
| Fatal | 0 | \$0 |
| Serious Injury | 0 | \$0 |
| Moderate Injury | 0 | \$0 |
| Minor Injury | 3 | \$388,512 |
| Property Damage Only | 22 | \$199,540 |
| Total | 25 | \$588,052 |
| Average cost of crash casualty | \$23,522 | |

Crash Casualties



Crash Costs



| Costs of Medium/Large Truck Crashes in Manistee County (2015 dollars) | | | | | | |
|---|-------|----------------|-----------------|--------------|----------------------|-----------|
| | Fatal | Serious Injury | Moderate Injury | Minor Injury | Property Damage Only | Total |
| Medical Care | \$0 | \$0 | \$0 | \$24,495 | \$8,228 | \$32,723 |
| Future Earnings (Lost Wages) | \$0 | \$0 | \$0 | \$65,364 | \$60,060 | \$125,424 |
| Public Services | \$0 | \$0 | \$0 | \$579 | \$1,034 | \$1,613 |
| Adjudication & Sanctioning | \$0 | \$0 | \$0 | \$8,997 | \$6,842 | \$15,839 |
| Property Damage & Loss | \$0 | \$0 | \$0 | \$20,127 | \$74,778 | \$94,905 |
| Subtotal (Monetary Cost) | \$0 | \$0 | \$0 | \$119,562 | \$150,942 | \$270,504 |
| Quality of Life | \$0 | \$0 | \$0 | \$268,950 | \$48,598 | \$317,548 |
| Total (Comprehensive Cost) | \$0 | \$0 | \$0 | \$388,512 | \$199,540 | \$588,052 |

Marquette County Traffic Crashes and Crime

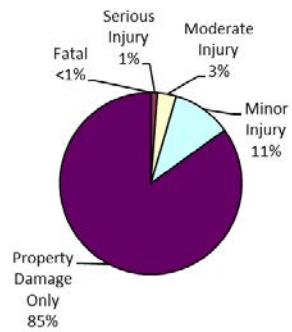
| Traffic Crash Casualty Severity | Traffic Crash Casualties | Traffic Crash Costs |
|--|--------------------------|---------------------|
| Fatal | 2 | \$17,750,783 |
| Serious Injury | 34 | \$16,571,254 |
| Moderate Injury | 104 | \$14,034,097 |
| Minor Injury | 327 | \$21,974,501 |
| Property Damage Only | 2,632 | \$11,442,467 |
| Total | 3,099 | \$81,773,102 |
| Average cost of traffic crash casualty | \$26,387 | |

| Index Crime Category | Number of Index Crimes | Index Crime Costs |
|-----------------------------|------------------------|-------------------|
| Murder | 1 | \$7,288,808 |
| Rape | 55 | \$22,040,813 |
| Aggravated Assault | 88 | \$2,765,903 |
| Robbery | 9 | \$307,613 |
| Larceny | 592 | \$2,420,625 |
| Burglary | 135 | \$602,001 |
| Motor Vehicle Theft | 36 | \$328,891 |
| Total | 916 | \$35,754,654 |
| Average cost of index crime | \$39,033 | |

| Costs of Traffic Crashes in Marquette County (2015 dollars) | | | | | | |
|---|---------------------|---------------------|---------------------|---------------------|----------------------|---------------------|
| | Fatal | Serious Injury | Moderate Injury | Minor Injury | Property Damage Only | Total |
| Medical Care | \$23,861 | \$895,298 | \$654,734 | \$1,876,804 | \$684,932 | \$4,135,629 |
| Future Earnings (Lost Wages) | \$2,407,468 | \$1,367,065 | \$1,208,877 | \$2,829,494 | \$783,932 | \$8,596,837 |
| Public Services | \$1,800 | \$5,921 | \$7,964 | \$18,957 | \$57,658 | \$92,299 |
| Adjudication & Sanctioning | \$212,513 | \$290,306 | \$174,793 | \$367,074 | \$46,552 | \$1,091,238 |
| Property Damage & Loss | \$46,305 | \$217,256 | \$406,309 | \$1,252,971 | \$7,105,776 | \$9,028,617 |
| Subtotal (Monetary Cost) | \$2,691,948 | \$2,775,846 | \$2,452,677 | \$6,345,300 | \$8,678,851 | \$22,944,621 |
| Quality of Life | \$15,058,835 | \$13,795,409 | \$11,581,420 | \$15,629,201 | \$2,763,616 | \$58,828,482 |
| Total (Comprehensive Cost) | \$17,750,783 | \$16,571,254 | \$14,034,097 | \$21,974,501 | \$11,442,467 | \$81,773,102 |

| Costs of Index Crimes in Marquette County (2015 dollars) | | | | | | | | |
|--|--------------------|---------------------|--------------------|------------------|--------------------|------------------|---------------------|---------------------|
| | Murder | Rape | Aggravated Assault | Robbery | Larceny | Burglary | Motor Vehicle Theft | Total |
| Medical Care | \$27,738 | \$494,035 | \$136,201 | \$13,809 | \$0 | \$0 | \$0 | \$671,784 |
| Future Earnings (Lost Wages) | \$918,569 | \$308,254 | \$96,268 | \$14,231 | \$15,539 | \$4,462 | \$3,570 | \$1,360,894 |
| Public Services | \$2,846 | \$43,355 | \$29,416 | \$3,637 | \$261,057 | \$60,578 | \$9,674 | \$410,563 |
| Adjudication & Sanctioning | \$394,370 | \$1,354,384 | \$1,041,935 | \$50,789 | \$1,205,666 | \$104,793 | \$63,869 | \$4,215,806 |
| Property Damage and Loss | \$175 | \$8,616 | \$6,147 | \$10,265 | \$552,906 | \$345,387 | \$230,725 | \$1,154,220 |
| Subtotal (Monetary Cost) | \$1,343,697 | \$2,208,645 | \$1,309,967 | \$92,731 | \$2,035,168 | \$515,220 | \$307,838 | \$7,813,267 |
| Quality of Life | \$5,945,111 | \$19,832,167 | \$1,455,936 | \$214,882 | \$385,457 | \$86,781 | \$21,053 | \$27,941,387 |
| Total (Comprehensive Costs) | \$7,288,808 | \$22,040,813 | \$2,765,903 | \$307,613 | \$2,420,625 | \$602,001 | \$328,891 | \$35,754,654 |

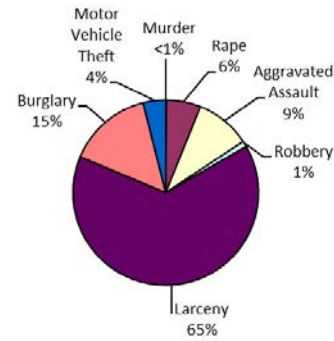
Traffic Crash Casualties



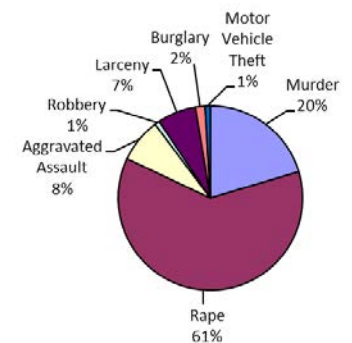
Traffic Crash Costs



Index Crimes



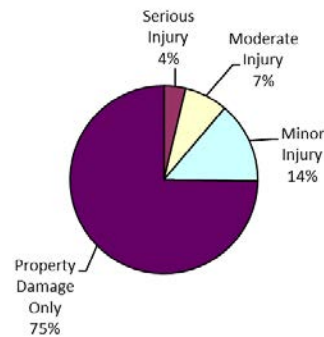
Index Crime Costs



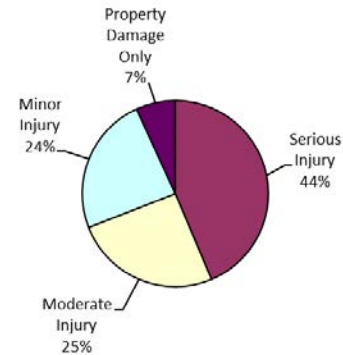
Marquette County Alcohol-Involved Crashes

| Crash Casualty Severity | Crash Casualties | Crash Costs |
|--------------------------------|------------------|--------------------|
| Fatal | 0 | \$0 |
| Serious Injury | 4 | \$2,339,030 |
| Moderate Injury | 8 | \$1,363,921 |
| Minor Injury | 15 | \$1,291,117 |
| Property Damage Only | 80 | \$366,271 |
| Total | 107 | \$5,360,339 |
| Average cost of crash casualty | | \$50,097 |

Crash Casualties



Crash Costs

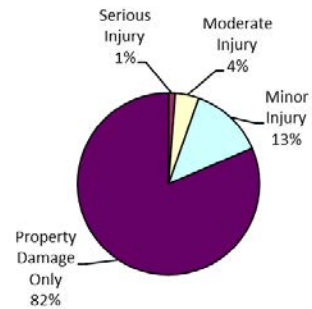


| Costs of Alcohol-Involved Crashes in Marquette County (2015 dollars) | | | | | | |
|--|------------|--------------------|--------------------|--------------------|----------------------|--------------------|
| | Fatal | Serious Injury | Moderate Injury | Minor Injury | Property Damage Only | Total |
| Medical Care | \$0 | \$218,920 | \$110,563 | \$158,475 | \$24,534 | \$512,492 |
| Future Earnings (Lost Wages) | \$0 | \$338,892 | \$204,675 | \$238,421 | \$27,325 | \$809,312 |
| Public Services | \$0 | \$1,556 | \$1,388 | \$1,648 | \$2,320 | \$6,912 |
| Adjudication & Sanctioning | \$0 | \$51,582 | \$28,049 | \$32,612 | \$3,839 | \$116,082 |
| Property Damage & Loss | \$0 | \$45,159 | \$59,580 | \$93,998 | \$219,227 | \$417,964 |
| Subtotal (Monetary Cost) | \$0 | \$656,108 | \$404,256 | \$525,154 | \$277,243 | \$1,862,762 |
| Quality of Life | \$0 | \$1,682,921 | \$959,665 | \$765,963 | \$89,027 | \$3,497,576 |
| Total (Comprehensive Cost) | \$0 | \$2,339,030 | \$1,363,921 | \$1,291,117 | \$366,271 | \$5,360,339 |

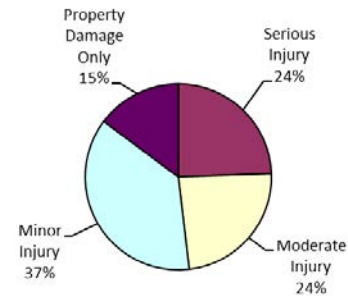
Marquette County Teen Driver Crashes

| Crash Casualty Severity | Crash Casualties | Crash Costs |
|--------------------------------|------------------|--------------|
| Fatal | 0 | \$0 |
| Serious Injury | 6 | \$2,924,339 |
| Moderate Injury | 21 | \$2,833,808 |
| Minor Injury | 66 | \$4,435,220 |
| Property Damage Only | 407 | \$1,769,409 |
| Total | 500 | \$11,962,776 |
| Average cost of crash casualty | | \$23,926 |

Crash Casualties



Crash Costs



| Costs of Teen Driver Crashes in Marquette County (2015 dollars) | | | | | | |
|---|------------|--------------------|--------------------|--------------------|----------------------|---------------------|
| | Fatal | Serious Injury | Moderate Injury | Minor Injury | Property Damage Only | Total |
| Medical Care | \$0 | \$157,994 | \$132,206 | \$378,805 | \$105,915 | \$774,919 |
| Future Earnings (Lost Wages) | \$0 | \$241,247 | \$244,100 | \$571,091 | \$121,224 | \$1,177,661 |
| Public Services | \$0 | \$1,045 | \$1,608 | \$3,826 | \$8,916 | \$15,395 |
| Adjudication & Sanctioning | \$0 | \$51,230 | \$35,295 | \$74,088 | \$7,199 | \$167,812 |
| Property Damage & Loss | \$0 | \$38,339 | \$82,043 | \$252,893 | \$1,098,803 | \$1,472,079 |
| Subtotal (Monetary Cost) | \$0 | \$489,855 | \$495,252 | \$1,280,703 | \$1,342,056 | \$3,607,866 |
| Quality of Life | \$0 | \$2,434,484 | \$2,338,556 | \$3,154,518 | \$427,353 | \$8,354,910 |
| Total (Comprehensive Cost) | \$0 | \$2,924,339 | \$2,833,808 | \$4,435,220 | \$1,769,409 | \$11,962,776 |

Marquette County Motorcycle Crashes

| Injury Severity | Motorcyclist Crash Victims | Motorcyclist Victim Costs |
|--------------------------------|-------------------------------|------------------------------|
| Fatal | 0 | \$0 |
| Serious Injury | 3 | \$1,532,660 |
| Moderate Injury | 3 | \$356,428 |
| Minor Injury | 6 | \$671,847 |
| Property Damage Only | 8 | \$31,888 |
| Total | 20 | \$2,592,823 |
| Average cost of crash casualty | \$129,641 | |

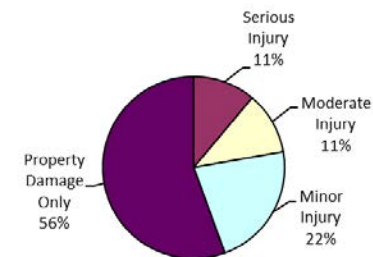
| Injury Severity | Non-motorcyclist Crash Victims | Non-motorcyclist Victim Costs |
|--------------------------------|-----------------------------------|----------------------------------|
| Fatal | 0 | \$0 |
| Serious Injury | 0 | \$0 |
| Moderate Injury | 0 | \$0 |
| Minor Injury | 0 | \$0 |
| Property Damage Only | 7 | \$19,841 |
| Total | 7 | \$19,841 |
| Average cost of crash casualty | \$2,834 | |

| Motorcyclist Victim Costs in Motorcycle Crashes in Marquette County (2015 dollars) | | | | | | |
|--|-------|----------------|-----------------|--------------|----------------------|-------------|
| | Fatal | Serious Injury | Moderate Injury | Minor Injury | Property Damage Only | Total |
| Medical Care | \$0 | \$125,334 | \$27,110 | \$51,637 | \$1,107 | \$205,187 |
| Future Earnings (Lost Wages) | \$0 | \$183,683 | \$45,719 | \$85,050 | \$1,753 | \$316,205 |
| Public Services | \$0 | \$1,061 | \$518 | \$985 | \$481 | \$3,045 |
| Adjudication & Sanctioning | \$0 | \$28,506 | \$8,012 | \$14,976 | \$1,485 | \$52,979 |
| Property Damage & Loss | \$0 | \$29,568 | \$23,518 | \$45,403 | \$18,695 | \$117,184 |
| Subtotal (Monetary Cost) | \$0 | \$368,150 | \$104,877 | \$198,051 | \$23,522 | \$694,600 |
| Quality of Life | \$0 | \$1,164,509 | \$251,551 | \$473,796 | \$8,366 | \$1,898,223 |
| Total (Comprehensive Cost) | \$0 | \$1,532,660 | \$356,428 | \$671,847 | \$31,888 | \$2,592,823 |

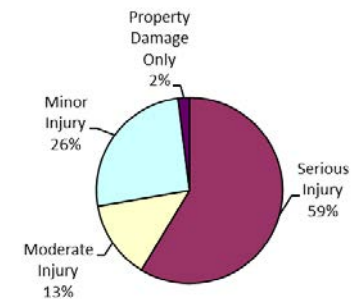
| Non-motorcyclist Victim Costs in Motorcycle Crashes in Marquette County (2015 dollars) | | | | | | |
|--|-------|----------------|-----------------|--------------|----------------------|----------|
| | Fatal | Serious Injury | Moderate Injury | Minor Injury | Property Damage Only | Total |
| Medical Care | \$0 | \$0 | \$0 | \$0 | \$0 | \$0 |
| Future Earnings (Lost Wages) | \$0 | \$0 | \$0 | \$0 | \$619 | \$619 |
| Public Services | \$0 | \$0 | \$0 | \$0 | \$147 | \$147 |
| Adjudication & Sanctioning | \$0 | \$0 | \$0 | \$0 | \$0 | \$0 |
| Property Damage & Loss | \$0 | \$0 | \$0 | \$0 | \$19,075 | \$19,075 |
| Subtotal (Monetary Cost) | \$0 | \$0 | \$0 | \$0 | \$19,841 | \$19,841 |
| Quality of Life | \$0 | \$0 | \$0 | \$0 | \$0 | \$0 |
| Total (Comprehensive Cost) | \$0 | \$0 | \$0 | \$0 | \$19,841 | \$19,841 |

| Costs of Motorcycle Crashes in Marquette County (2015 dollars) | | | | | | |
|--|-------|----------------|-----------------|--------------|----------------------|-------------|
| | Fatal | Serious Injury | Moderate Injury | Minor Injury | Property Damage Only | Total |
| Medical Care | \$0 | \$125,334 | \$27,110 | \$51,637 | \$1,107 | \$205,187 |
| Future Earnings (Lost Wages) | \$0 | \$183,683 | \$45,719 | \$85,050 | \$2,373 | \$316,824 |
| Public Services | \$0 | \$1,061 | \$518 | \$985 | \$628 | \$3,192 |
| Adjudication & Sanctioning | \$0 | \$28,506 | \$8,012 | \$14,976 | \$1,485 | \$52,979 |
| Property Damage & Loss | \$0 | \$29,568 | \$23,518 | \$45,403 | \$37,770 | \$136,259 |
| Subtotal (Monetary Cost) | \$0 | \$368,150 | \$104,877 | \$198,051 | \$43,363 | \$714,441 |
| Quality of Life | \$0 | \$1,164,509 | \$251,551 | \$473,796 | \$8,366 | \$1,898,223 |
| Total (Comprehensive Cost) | \$0 | \$1,532,660 | \$356,428 | \$671,847 | \$51,729 | \$2,612,664 |

Motorcycle Crash Casualties



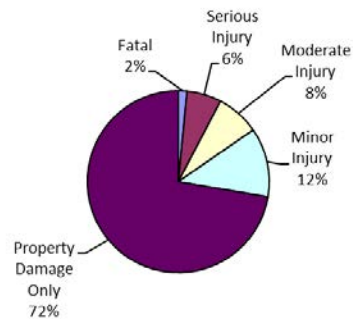
Motorcycle Crash Costs



Marquette County Medium/Large Truck Crashes

| Crash Casualty Severity | Crash Casualties | Crash Costs |
|--------------------------------|------------------|--------------|
| Fatal | 1 | \$8,883,936 |
| Serious Injury | 4 | \$2,770,508 |
| Moderate Injury | 5 | \$1,375,155 |
| Minor Injury | 8 | \$1,036,032 |
| Property Damage Only | 47 | \$426,290 |
| Total | 65 | \$14,491,921 |
| Average cost of crash casualty | | \$222,953 |

Crash Casualties



Crash Costs



| Costs of Medium/Large Truck Crashes in Marquette County (2015 dollars) | | | | | | |
|--|--------------------|--------------------|--------------------|--------------------|----------------------|---------------------|
| | Fatal | Serious Injury | Moderate Injury | Minor Injury | Property Damage Only | Total |
| Medical Care | \$11,931 | \$166,988 | \$89,025 | \$65,320 | \$17,578 | \$350,842 |
| Future Earnings (Lost Wages) | \$1,203,734 | \$476,936 | \$255,220 | \$174,304 | \$128,310 | \$2,238,504 |
| Public Services | \$900 | \$1,288 | \$880 | \$1,544 | \$2,209 | \$6,821 |
| Adjudication & Sanctioning | \$106,256 | \$64,464 | \$34,460 | \$23,992 | \$14,617 | \$243,789 |
| Property Damage & Loss | \$31,697 | \$50,220 | \$46,600 | \$53,672 | \$159,753 | \$341,942 |
| Subtotal (Monetary Cost) | \$1,354,518 | \$759,896 | \$426,185 | \$318,832 | \$322,467 | \$3,181,898 |
| Quality of Life | \$7,529,418 | \$2,010,612 | \$948,970 | \$717,200 | \$103,823 | \$11,310,023 |
| Total (Comprehensive Cost) | \$8,883,936 | \$2,770,508 | \$1,375,155 | \$1,036,032 | \$426,290 | \$14,491,921 |

Mason County

Traffic Crashes and Crime

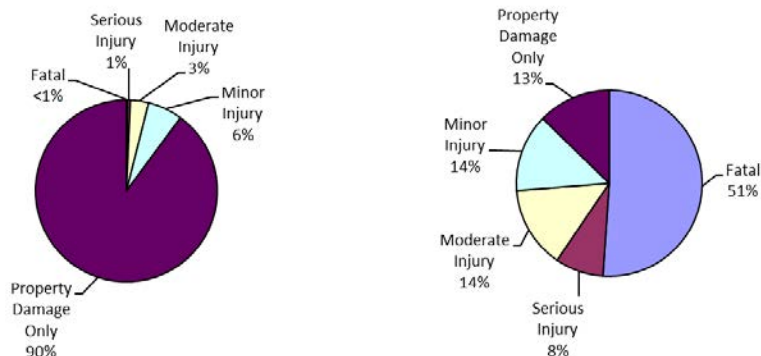
| Traffic Crash Casualty Severity | Traffic Crash Casualties | Traffic Crash Costs |
|--|--------------------------|---------------------|
| Fatal | 3 | \$26,626,174 |
| Serious Injury | 9 | \$4,386,509 |
| Moderate Injury | 55 | \$7,421,878 |
| Minor Injury | 105 | \$7,056,032 |
| Property Damage Only | 1,525 | \$6,629,849 |
| Total | 1,697 | \$52,120,442 |
| Average cost of traffic crash casualty | \$30,713 | |

| Index Crime Category | Number of Index Crimes | Index Crime Costs |
|-----------------------------|------------------------|-------------------|
| Murder | 0 | \$0 |
| Rape | 25 | \$10,018,551 |
| Aggravated Assault | 32 | \$1,005,783 |
| Robbery | 0 | \$0 |
| Larceny | 208 | \$850,490 |
| Burglary | 63 | \$280,934 |
| Motor Vehicle Theft | 8 | \$73,087 |
| Total | 336 | \$12,228,845 |
| Average cost of index crime | \$36,395 | |

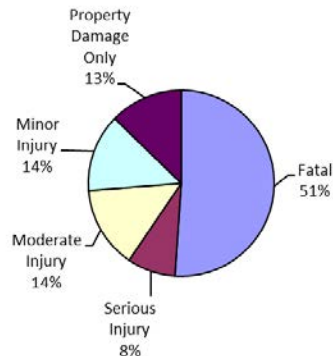
| Costs of Traffic Crashes in Mason County (2015 dollars) | | | | | | |
|---|---------------------|--------------------|--------------------|--------------------|----------------------|---------------------|
| | Fatal | Serious Injury | Moderate Injury | Minor Injury | Property Damage Only | Total |
| Medical Care | \$35,792 | \$236,991 | \$346,253 | \$602,644 | \$396,855 | \$1,618,534 |
| Future Earnings (Lost Wages) | \$3,611,202 | \$361,870 | \$639,310 | \$908,553 | \$454,216 | \$5,975,152 |
| Public Services | \$2,700 | \$1,567 | \$4,212 | \$6,087 | \$33,408 | \$47,973 |
| Adjudication & Sanctioning | \$318,769 | \$76,846 | \$92,439 | \$117,868 | \$26,973 | \$632,894 |
| Property Damage & Loss | \$69,458 | \$57,509 | \$214,875 | \$402,330 | \$4,117,138 | \$4,861,310 |
| Subtotal (Monetary Cost) | \$4,037,921 | \$734,783 | \$1,297,089 | \$2,037,482 | \$5,028,589 | \$13,135,864 |
| Quality of Life | \$22,588,253 | \$3,651,726 | \$6,124,790 | \$5,018,551 | \$1,601,259 | \$38,984,578 |
| Total (Comprehensive Cost) | \$26,626,174 | \$4,386,509 | \$7,421,878 | \$7,056,032 | \$6,629,849 | \$52,120,442 |

| Costs of Index Crimes in Mason County (2015 dollars) | | | | | | | | |
|--|------------|---------------------|--------------------|------------|------------------|------------------|---------------------|---------------------|
| | Murder | Rape | Aggravated Assault | Robbery | Larceny | Burglary | Motor Vehicle Theft | Total |
| Medical Care | \$0 | \$224,562 | \$49,528 | \$0 | \$0 | \$0 | \$0 | \$274,089 |
| Future Earnings (Lost Wages) | \$0 | \$140,115 | \$35,006 | \$0 | \$5,460 | \$2,082 | \$793 | \$183,457 |
| Public Services | \$0 | \$19,707 | \$10,697 | \$0 | \$91,723 | \$28,270 | \$2,150 | \$152,546 |
| Adjudication & Sanctioning | \$0 | \$615,629 | \$378,886 | \$0 | \$423,612 | \$48,904 | \$14,193 | \$1,481,224 |
| Property Damage and Loss | \$0 | \$3,916 | \$2,235 | \$0 | \$194,264 | \$161,181 | \$51,272 | \$412,869 |
| Subtotal (Monetary Cost) | \$0 | \$1,003,930 | \$476,352 | \$0 | \$715,059 | \$240,436 | \$68,408 | \$2,504,185 |
| Quality of Life | \$0 | \$9,014,622 | \$529,431 | \$0 | \$135,431 | \$40,498 | \$4,679 | \$9,724,660 |
| Total (Comprehensive Costs) | \$0 | \$10,018,551 | \$1,005,783 | \$0 | \$850,490 | \$280,934 | \$73,087 | \$12,228,845 |

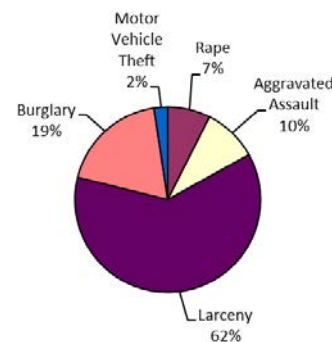
Traffic Crash Casualties



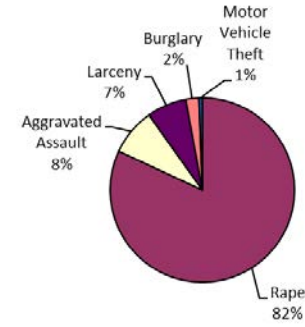
Traffic Crash Costs



Index Crimes



Index Crime Costs

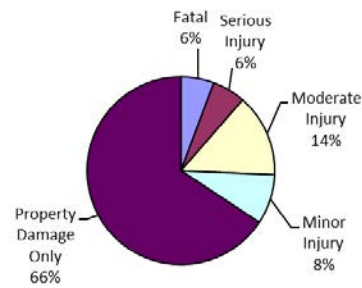


Mason County

Alcohol-Involved Crashes

| Crash Casualty Severity | Crash Casualties | Crash Costs |
|--------------------------------|------------------|---------------------|
| Fatal | 2 | \$17,750,783 |
| Serious Injury | 2 | \$1,169,515 |
| Moderate Injury | 5 | \$852,451 |
| Minor Injury | 3 | \$258,223 |
| Property Damage Only | 23 | \$105,303 |
| Total | 35 | \$20,136,275 |
| Average cost of crash casualty | | \$575,322 |

Crash Casualties



Crash Costs

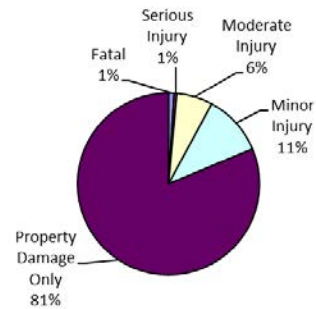


| Costs of Alcohol-Involved Crashes in Mason County (2015 dollars) | | | | | | |
|--|---------------------|--------------------|------------------|------------------|----------------------|---------------------|
| | Fatal | Serious Injury | Moderate Injury | Minor Injury | Property Damage Only | Total |
| Medical Care | \$23,861 | \$109,460 | \$69,102 | \$31,695 | \$7,054 | \$241,172 |
| Future Earnings (Lost Wages) | \$2,407,468 | \$169,446 | \$127,922 | \$47,684 | \$7,856 | \$2,760,376 |
| Public Services | \$1,800 | \$778 | \$868 | \$330 | \$667 | \$4,442 |
| Adjudication & Sanctioning | \$212,513 | \$25,791 | \$17,531 | \$6,522 | \$1,104 | \$263,461 |
| Property Damage & Loss | \$46,305 | \$22,579 | \$37,238 | \$18,800 | \$63,028 | \$187,949 |
| Subtotal (Monetary Cost) | \$2,691,948 | \$328,054 | \$252,660 | \$105,031 | \$79,707 | \$3,457,400 |
| Quality of Life | \$15,058,835 | \$841,461 | \$599,790 | \$153,193 | \$25,595 | \$16,678,874 |
| Total (Comprehensive Cost) | \$17,750,783 | \$1,169,515 | \$852,451 | \$258,223 | \$105,303 | \$20,136,275 |

Mason County Teen Driver Crashes

| Crash Casualty Severity | Crash Casualties | Crash Costs |
|--------------------------------|------------------|--------------|
| Fatal | 2 | \$17,750,783 |
| Serious Injury | 1 | \$487,390 |
| Moderate Injury | 13 | \$1,754,262 |
| Minor Injury | 22 | \$1,478,407 |
| Property Damage Only | 165 | \$717,328 |
| Total | 203 | \$22,188,169 |
| Average cost of crash casualty | | \$109,301 |

Crash Casualties



Crash Costs



| Costs of Teen Driver Crashes in Mason County (2015 dollars) | | | | | | |
|---|---------------------|------------------|--------------------|--------------------|----------------------|---------------------|
| | Fatal | Serious Injury | Moderate Injury | Minor Injury | Property Damage Only | Total |
| Medical Care | \$23,861 | \$26,332 | \$81,842 | \$126,268 | \$42,938 | \$301,242 |
| Future Earnings (Lost Wages) | \$2,407,468 | \$40,208 | \$151,110 | \$190,364 | \$49,145 | \$2,838,294 |
| Public Services | \$1,800 | \$174 | \$995 | \$1,275 | \$3,615 | \$7,860 |
| Adjudication & Sanctioning | \$212,513 | \$8,538 | \$21,849 | \$24,696 | \$2,918 | \$270,515 |
| Property Damage & Loss | \$46,305 | \$6,390 | \$50,789 | \$84,298 | \$445,461 | \$633,242 |
| Subtotal (Monetary Cost) | \$2,691,948 | \$81,643 | \$306,585 | \$426,901 | \$544,077 | \$4,051,153 |
| Quality of Life | \$15,058,835 | \$405,747 | \$1,447,678 | \$1,051,506 | \$173,251 | \$18,137,017 |
| Total (Comprehensive Cost) | \$17,750,783 | \$487,390 | \$1,754,262 | \$1,478,407 | \$717,328 | \$22,188,169 |

Mason County Motorcycle Crashes

| Injury Severity | Motorcyclist Crash Victims | Motorcyclist Victim Costs |
|--------------------------------|-------------------------------|------------------------------|
| Fatal | 3 | \$26,447,770 |
| Serious Injury | 3 | \$1,532,660 |
| Moderate Injury | 7 | \$831,666 |
| Minor Injury | 3 | \$335,923 |
| Property Damage Only | 8 | \$31,888 |
| Total | 24 | \$29,179,907 |
| Average cost of crash casualty | \$1,215,829 | |

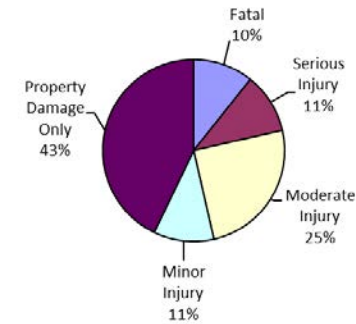
| Injury Severity | Non-motorcyclist Crash Victims | Non-motorcyclist Victim Costs |
|--------------------------------|-----------------------------------|----------------------------------|
| Fatal | 0 | \$0 |
| Serious Injury | 0 | \$0 |
| Moderate Injury | 0 | \$0 |
| Minor Injury | 0 | \$0 |
| Property Damage Only | 4 | \$11,338 |
| Total | 4 | \$11,338 |
| Average cost of crash casualty | \$2,834 | |

| Motorcyclist Victim Costs in Motorcycle Crashes in Mason County (2015 dollars) | | | | | | |
|--|--------------|----------------|-----------------|--------------|----------------------|--------------|
| | Fatal | Serious Injury | Moderate Injury | Minor Injury | Property Damage Only | Total |
| Medical Care | \$35,792 | \$125,334 | \$63,257 | \$25,818 | \$1,107 | \$251,308 |
| Future Earnings (Lost Wages) | \$3,628,449 | \$183,683 | \$106,678 | \$42,525 | \$1,753 | \$3,963,088 |
| Public Services | \$2,365 | \$1,061 | \$1,208 | \$493 | \$481 | \$5,608 |
| Adjudication & Sanctioning | \$318,770 | \$28,506 | \$18,695 | \$7,488 | \$1,485 | \$374,944 |
| Property Damage & Loss | \$38,853 | \$29,568 | \$54,875 | \$22,701 | \$18,695 | \$164,693 |
| Subtotal (Monetary Cost) | \$4,024,230 | \$368,150 | \$244,713 | \$99,025 | \$23,522 | \$4,759,641 |
| Quality of Life | \$22,423,540 | \$1,164,509 | \$586,953 | \$236,898 | \$8,366 | \$24,420,266 |
| Total (Comprehensive Cost) | \$26,447,770 | \$1,532,660 | \$831,666 | \$335,923 | \$31,888 | \$29,179,907 |

| Non-motorcyclist Victim Costs in Motorcycle Crashes in Mason County (2015 dollars) | | | | | | |
|--|-------|----------------|-----------------|--------------|----------------------|----------|
| | Fatal | Serious Injury | Moderate Injury | Minor Injury | Property Damage Only | Total |
| Medical Care | \$0 | \$0 | \$0 | \$0 | \$0 | \$0 |
| Future Earnings (Lost Wages) | \$0 | \$0 | \$0 | \$0 | \$354 | \$354 |
| Public Services | \$0 | \$0 | \$0 | \$0 | \$84 | \$84 |
| Adjudication & Sanctioning | \$0 | \$0 | \$0 | \$0 | \$0 | \$0 |
| Property Damage & Loss | \$0 | \$0 | \$0 | \$0 | \$10,900 | \$10,900 |
| Subtotal (Monetary Cost) | \$0 | \$0 | \$0 | \$0 | \$11,338 | \$11,338 |
| Quality of Life | \$0 | \$0 | \$0 | \$0 | \$0 | \$0 |
| Total (Comprehensive Cost) | \$0 | \$0 | \$0 | \$0 | \$11,338 | \$11,338 |

| Costs of Motorcycle Crashes in Mason County (2015 dollars) | | | | | | |
|--|--------------|----------------|-----------------|--------------|----------------------|--------------|
| | Fatal | Serious Injury | Moderate Injury | Minor Injury | Property Damage Only | Total |
| Medical Care | \$35,792 | \$125,334 | \$63,257 | \$25,818 | \$1,107 | \$251,308 |
| Future Earnings (Lost Wages) | \$3,628,449 | \$183,683 | \$106,678 | \$42,525 | \$2,107 | \$3,963,441 |
| Public Services | \$2,365 | \$1,061 | \$1,208 | \$493 | \$565 | \$5,692 |
| Adjudication & Sanctioning | \$318,770 | \$28,506 | \$18,695 | \$7,488 | \$1,485 | \$374,944 |
| Property Damage & Loss | \$38,853 | \$29,568 | \$54,875 | \$22,701 | \$29,595 | \$175,593 |
| Subtotal (Monetary Cost) | \$4,024,230 | \$368,150 | \$244,713 | \$99,025 | \$34,860 | \$4,770,978 |
| Quality of Life | \$22,423,540 | \$1,164,509 | \$586,953 | \$236,898 | \$8,366 | \$24,420,266 |
| Total (Comprehensive Cost) | \$26,447,770 | \$1,532,660 | \$831,666 | \$335,923 | \$43,226 | \$29,191,245 |

Motorcycle Crash Casualties



Motorcycle Crash Costs

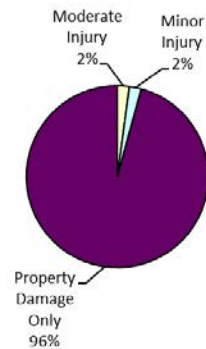


Mason County

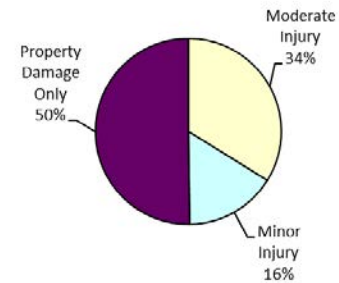
Medium/Large Truck Crashes

| Crash Casualty Severity | Crash Casualties | Crash Costs |
|--------------------------------|------------------|-------------|
| Fatal | 0 | \$0 |
| Serious Injury | 0 | \$0 |
| Moderate Injury | 1 | \$275,031 |
| Minor Injury | 1 | \$129,504 |
| Property Damage Only | 45 | \$408,150 |
| Total | 47 | \$812,685 |
| Average cost of crash casualty | | \$17,291 |

Crash Casualties



Crash Costs



| Costs of Medium/Large Truck Crashes in Mason County (2015 dollars) | | | | | | |
|--|------------|----------------|------------------|------------------|----------------------|------------------|
| | Fatal | Serious Injury | Moderate Injury | Minor Injury | Property Damage Only | Total |
| Medical Care | \$0 | \$0 | \$17,805 | \$8,165 | \$16,830 | \$42,800 |
| Future Earnings (Lost Wages) | \$0 | \$0 | \$51,044 | \$21,788 | \$122,850 | \$195,682 |
| Public Services | \$0 | \$0 | \$176 | \$193 | \$2,115 | \$2,484 |
| Adjudication & Sanctioning | \$0 | \$0 | \$6,892 | \$2,999 | \$13,995 | \$23,886 |
| Property Damage & Loss | \$0 | \$0 | \$9,320 | \$6,709 | \$152,955 | \$168,984 |
| Subtotal (Monetary Cost) | \$0 | \$0 | \$85,237 | \$39,854 | \$308,745 | \$433,836 |
| Quality of Life | \$0 | \$0 | \$189,794 | \$89,650 | \$99,405 | \$378,849 |
| Total (Comprehensive Cost) | \$0 | \$0 | \$275,031 | \$129,504 | \$408,150 | \$812,685 |

Mecosta County

Traffic Crashes and Crime

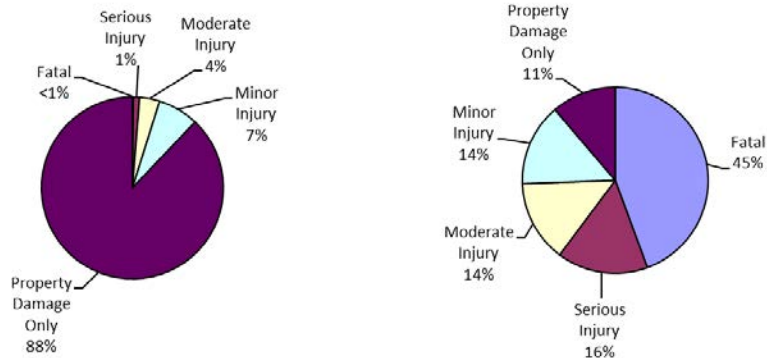
| Traffic Crash Casualty Severity | Traffic Crash Casualties | Traffic Crash Costs |
|--|--------------------------|---------------------|
| Fatal | 4 | \$35,501,566 |
| Serious Injury | 26 | \$12,672,136 |
| Moderate Injury | 84 | \$11,335,232 |
| Minor Injury | 171 | \$11,491,253 |
| Property Damage Only | 2,069 | \$8,994,857 |
| Total | 2,354 | \$79,995,044 |
| Average cost of traffic crash casualty | \$33,983 | |

| Index Crime Category | Number of Index Crimes | Index Crime Costs |
|-----------------------------|------------------------|-------------------|
| Murder | 0 | \$0 |
| Rape | 26 | \$10,419,293 |
| Aggravated Assault | 163 | \$5,123,206 |
| Robbery | 0 | \$0 |
| Larceny | 437 | \$1,786,846 |
| Burglary | 179 | \$798,209 |
| Motor Vehicle Theft | 21 | \$191,853 |
| Total | 826 | \$18,319,408 |
| Average cost of index crime | \$22,178 | |

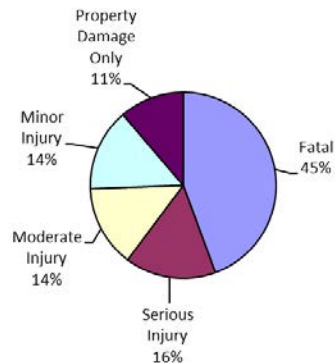
| Costs of Traffic Crashes in Mecosta County (2015 dollars) | | | | | | |
|---|---------------------|---------------------|---------------------|---------------------|----------------------|---------------------|
| | Fatal | Serious Injury | Moderate Injury | Minor Injury | Property Damage Only | Total |
| Medical Care | \$47,723 | \$684,640 | \$528,823 | \$981,448 | \$538,421 | \$2,781,055 |
| Future Earnings (Lost Wages) | \$4,814,936 | \$1,045,403 | \$976,401 | \$1,479,644 | \$616,245 | \$8,932,628 |
| Public Services | \$3,600 | \$4,528 | \$6,432 | \$9,913 | \$45,325 | \$69,798 |
| Adjudication & Sanctioning | \$425,025 | \$221,999 | \$141,179 | \$191,956 | \$36,595 | \$1,016,754 |
| Property Damage & Loss | \$92,611 | \$166,137 | \$328,173 | \$655,223 | \$5,585,809 | \$6,827,953 |
| Subtotal (Monetary Cost) | \$5,383,895 | \$2,122,705 | \$1,981,008 | \$3,318,184 | \$6,822,394 | \$19,628,188 |
| Quality of Life | \$30,117,670 | \$10,549,430 | \$9,354,224 | \$8,173,068 | \$2,172,463 | \$60,366,856 |
| Total (Comprehensive Cost) | \$35,501,566 | \$12,672,136 | \$11,335,232 | \$11,491,253 | \$8,994,857 | \$79,995,044 |

| Costs of Index Crimes in Mecosta County (2015 dollars) | | | | | | | | |
|--|------------|---------------------|--------------------|------------|--------------------|------------------|---------------------|---------------------|
| | Murder | Rape | Aggravated Assault | Robbery | Larceny | Burglary | Motor Vehicle Theft | Total |
| Medical Care | \$0 | \$233,544 | \$252,282 | \$0 | \$0 | \$0 | \$0 | \$485,826 |
| Future Earnings (Lost Wages) | \$0 | \$145,720 | \$178,314 | \$0 | \$11,471 | \$5,917 | \$2,082 | \$343,504 |
| Public Services | \$0 | \$20,495 | \$54,486 | \$0 | \$192,706 | \$80,322 | \$5,643 | \$353,653 |
| Adjudication & Sanctioning | \$0 | \$640,254 | \$1,929,948 | \$0 | \$889,993 | \$138,948 | \$37,257 | \$3,636,401 |
| Property Damage and Loss | \$0 | \$4,073 | \$11,385 | \$0 | \$408,142 | \$457,958 | \$134,590 | \$1,016,147 |
| Subtotal (Monetary Cost) | \$0 | \$1,044,087 | \$2,426,416 | \$0 | \$1,502,312 | \$683,144 | \$179,572 | \$5,835,531 |
| Quality of Life | \$0 | \$9,375,206 | \$2,696,790 | \$0 | \$284,535 | \$115,065 | \$12,281 | \$12,483,878 |
| Total (Comprehensive Costs) | \$0 | \$10,419,293 | \$5,123,206 | \$0 | \$1,786,846 | \$798,209 | \$191,853 | \$18,319,408 |

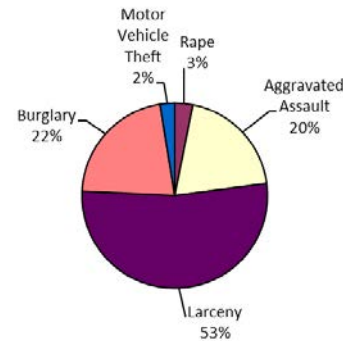
Traffic Crash Casualties



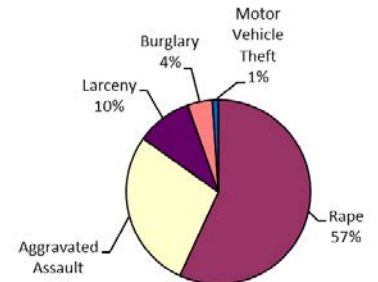
Traffic Crash Costs



Index Crimes



Index Crime Costs

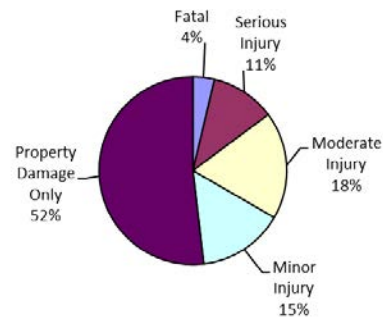


Mecosta County

Alcohol-Involved Crashes

| Crash Casualty Severity | Crash Casualties | Crash Costs |
|--------------------------------|------------------|---------------------|
| Fatal | 4 | \$35,501,566 |
| Serious Injury | 12 | \$7,017,089 |
| Moderate Injury | 20 | \$3,409,803 |
| Minor Injury | 16 | \$1,377,192 |
| Property Damage Only | 56 | \$256,389 |
| Total | 108 | \$47,562,038 |
| Average cost of crash casualty | | \$440,389 |

Crash Casualties



Crash Costs

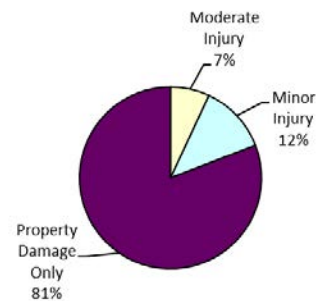


| Costs of Alcohol-Involved Crashes in Mecosta County (2015 dollars) | | | | | | |
|--|---------------------|--------------------|--------------------|--------------------|----------------------|---------------------|
| | Fatal | Serious Injury | Moderate Injury | Minor Injury | Property Damage Only | Total |
| Medical Care | \$47,723 | \$656,759 | \$276,408 | \$169,040 | \$17,174 | \$1,167,104 |
| Future Earnings (Lost Wages) | \$4,814,936 | \$1,016,675 | \$511,688 | \$254,315 | \$19,127 | \$6,616,742 |
| Public Services | \$3,600 | \$4,669 | \$3,471 | \$1,758 | \$1,624 | \$15,121 |
| Adjudication & Sanctioning | \$425,025 | \$154,747 | \$70,124 | \$34,786 | \$2,687 | \$687,369 |
| Property Damage & Loss | \$92,611 | \$135,476 | \$148,950 | \$100,265 | \$153,459 | \$630,760 |
| Subtotal (Monetary Cost) | \$5,383,895 | \$1,968,325 | \$1,010,641 | \$560,165 | \$194,070 | \$9,117,096 |
| Quality of Life | \$30,117,670 | \$5,048,764 | \$2,399,162 | \$817,027 | \$62,319 | \$38,444,942 |
| Total (Comprehensive Cost) | \$35,501,566 | \$7,017,089 | \$3,409,803 | \$1,377,192 | \$256,389 | \$47,562,038 |

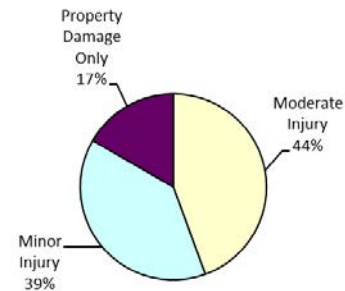
Mecosta County Teen Driver Crashes

| Crash Casualty Severity | Crash Casualties | Crash Costs |
|--------------------------------|------------------|-------------|
| Fatal | 0 | \$0 |
| Serious Injury | 0 | \$0 |
| Moderate Injury | 25 | \$3,373,581 |
| Minor Injury | 44 | \$2,956,814 |
| Property Damage Only | 291 | \$1,265,106 |
| Total | 360 | \$7,595,500 |
| Average cost of crash casualty | | \$21,099 |

Crash Casualties



Crash Costs



| Costs of Teen Driver Crashes in Mecosta County (2015 dollars) | | | | | | |
|---|------------|----------------|--------------------|--------------------|----------------------|--------------------|
| | Fatal | Serious Injury | Moderate Injury | Minor Injury | Property Damage Only | Total |
| Medical Care | \$0 | \$0 | \$157,388 | \$252,536 | \$75,728 | \$485,652 |
| Future Earnings (Lost Wages) | \$0 | \$0 | \$290,595 | \$380,727 | \$86,673 | \$757,996 |
| Public Services | \$0 | \$0 | \$1,914 | \$2,551 | \$6,375 | \$10,840 |
| Adjudication & Sanctioning | \$0 | \$0 | \$42,018 | \$49,392 | \$5,147 | \$96,557 |
| Property Damage & Loss | \$0 | \$0 | \$97,671 | \$168,595 | \$785,631 | \$1,051,897 |
| Subtotal (Monetary Cost) | \$0 | \$0 | \$589,586 | \$853,802 | \$959,554 | \$2,402,941 |
| Quality of Life | \$0 | \$0 | \$2,783,995 | \$2,103,012 | \$305,552 | \$5,192,559 |
| Total (Comprehensive Cost) | \$0 | \$0 | \$3,373,581 | \$2,956,814 | \$1,265,106 | \$7,595,500 |

Mecosta County Motorcycle Crashes

| Injury Severity | Motorcyclist Crash Victims | Motorcyclist Victim Costs |
|--------------------------------|-------------------------------|------------------------------|
| Fatal | 0 | \$0 |
| Serious Injury | 2 | \$1,021,773 |
| Moderate Injury | 4 | \$475,238 |
| Minor Injury | 5 | \$559,872 |
| Property Damage Only | 4 | \$15,944 |
| Total | 15 | \$2,072,827 |
| Average cost of crash casualty | \$138,188 | |

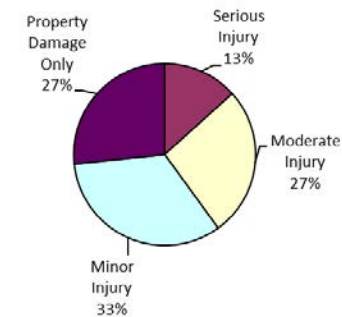
| Injury Severity | Non-motorcyclist Crash Victims | Non-motorcyclist Victim Costs |
|--------------------------------|-----------------------------------|----------------------------------|
| Fatal | 0 | \$0 |
| Serious Injury | 0 | \$0 |
| Moderate Injury | 0 | \$0 |
| Minor Injury | 0 | \$0 |
| Property Damage Only | 0 | \$0 |
| Total | 0 | \$0 |
| Average cost of crash casualty | \$0 | |

| Motorcyclist Victim Costs in Motorcycle Crashes in Mecosta County (2015 dollars) | | | | | | |
|--|-------|----------------|-----------------|--------------|----------------------|-------------|
| | Fatal | Serious Injury | Moderate Injury | Minor Injury | Property Damage Only | Total |
| Medical Care | \$0 | \$83,556 | \$36,147 | \$43,031 | \$553 | \$163,287 |
| Future Earnings (Lost Wages) | \$0 | \$122,455 | \$60,959 | \$70,875 | \$877 | \$255,165 |
| Public Services | \$0 | \$707 | \$690 | \$821 | \$241 | \$2,459 |
| Adjudication & Sanctioning | \$0 | \$19,004 | \$10,683 | \$12,480 | \$742 | \$42,910 |
| Property Damage & Loss | \$0 | \$19,712 | \$31,357 | \$37,836 | \$9,348 | \$98,252 |
| Subtotal (Monetary Cost) | \$0 | \$245,434 | \$139,836 | \$165,042 | \$11,761 | \$562,073 |
| Quality of Life | \$0 | \$776,339 | \$335,402 | \$394,830 | \$4,183 | \$1,510,754 |
| Total (Comprehensive Cost) | \$0 | \$1,021,773 | \$475,238 | \$559,872 | \$15,944 | \$2,072,827 |

| Non-motorcyclist Victim Costs in Motorcycle Crashes in Mecosta County (2015 dollars) | | | | | | |
|--|-------|----------------|-----------------|--------------|----------------------|-------|
| | Fatal | Serious Injury | Moderate Injury | Minor Injury | Property Damage Only | Total |
| Medical Care | \$0 | \$0 | \$0 | \$0 | \$0 | \$0 |
| Future Earnings (Lost Wages) | \$0 | \$0 | \$0 | \$0 | \$0 | \$0 |
| Public Services | \$0 | \$0 | \$0 | \$0 | \$0 | \$0 |
| Adjudication & Sanctioning | \$0 | \$0 | \$0 | \$0 | \$0 | \$0 |
| Property Damage & Loss | \$0 | \$0 | \$0 | \$0 | \$0 | \$0 |
| Subtotal (Monetary Cost) | \$0 | \$0 | \$0 | \$0 | \$0 | \$0 |
| Quality of Life | \$0 | \$0 | \$0 | \$0 | \$0 | \$0 |
| Total (Comprehensive Cost) | \$0 | \$0 | \$0 | \$0 | \$0 | \$0 |

| Costs of Motorcycle Crashes in Mecosta County (2015 dollars) | | | | | | |
|--|-------|----------------|-----------------|--------------|----------------------|-------------|
| | Fatal | Serious Injury | Moderate Injury | Minor Injury | Property Damage Only | Total |
| Medical Care | \$0 | \$83,556 | \$36,147 | \$43,031 | \$553 | \$163,287 |
| Future Earnings (Lost Wages) | \$0 | \$122,455 | \$60,959 | \$70,875 | \$877 | \$255,165 |
| Public Services | \$0 | \$707 | \$690 | \$821 | \$241 | \$2,459 |
| Adjudication & Sanctioning | \$0 | \$19,004 | \$10,683 | \$12,480 | \$742 | \$42,910 |
| Property Damage & Loss | \$0 | \$19,712 | \$31,357 | \$37,836 | \$9,348 | \$98,252 |
| Subtotal (Monetary Cost) | \$0 | \$245,434 | \$139,836 | \$165,042 | \$11,761 | \$562,073 |
| Quality of Life | \$0 | \$776,339 | \$335,402 | \$394,830 | \$4,183 | \$1,510,754 |
| Total (Comprehensive Cost) | \$0 | \$1,021,773 | \$475,238 | \$559,872 | \$15,944 | \$2,072,827 |

Motorcycle Crash Casualties



Motorcycle Crash Costs



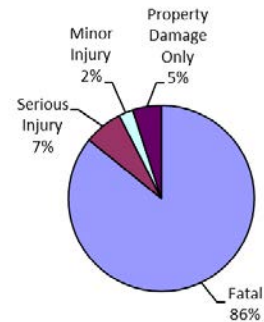
Mecosta County Medium/Large Truck Crashes

| Crash Casualty Severity | Crash Casualties | Crash Costs |
|--------------------------------|------------------|--------------|
| Fatal | 1 | \$8,883,936 |
| Serious Injury | 1 | \$692,627 |
| Moderate Injury | 0 | \$0 |
| Minor Injury | 2 | \$259,008 |
| Property Damage Only | 57 | \$516,990 |
| Total | 61 | \$10,352,561 |
| Average cost of crash casualty | | \$169,714 |

Crash Casualties



Crash Costs



| Costs of Medium/Large Truck Crashes in Mecosta County (2015 dollars) | | | | | | |
|--|-------------|----------------|-----------------|--------------|----------------------|--------------|
| | Fatal | Serious Injury | Moderate Injury | Minor Injury | Property Damage Only | Total |
| Medical Care | \$11,931 | \$41,747 | \$0 | \$16,330 | \$21,318 | \$91,326 |
| Future Earnings (Lost Wages) | \$1,203,734 | \$119,234 | \$0 | \$43,576 | \$155,610 | \$1,522,154 |
| Public Services | \$900 | \$322 | \$0 | \$386 | \$2,679 | \$4,287 |
| Adjudication & Sanctioning | \$106,256 | \$16,116 | \$0 | \$5,998 | \$17,727 | \$146,097 |
| Property Damage & Loss | \$31,697 | \$12,555 | \$0 | \$13,418 | \$193,743 | \$251,413 |
| Subtotal (Monetary Cost) | \$1,354,518 | \$189,974 | \$0 | \$79,708 | \$391,077 | \$2,015,277 |
| Quality of Life | \$7,529,418 | \$502,653 | \$0 | \$179,300 | \$125,913 | \$8,337,284 |
| Total (Comprehensive Cost) | \$8,883,936 | \$692,627 | \$0 | \$259,008 | \$516,990 | \$10,352,561 |

Menominee County Traffic Crashes and Crime

| Traffic Crash Casualty Severity | Traffic Crash Casualties | Traffic Crash Costs |
|--|--------------------------|---------------------|
| Fatal | 2 | \$17,750,783 |
| Serious Injury | 22 | \$10,722,576 |
| Moderate Injury | 22 | \$2,968,751 |
| Minor Injury | 78 | \$5,241,624 |
| Property Damage Only | 567 | \$2,465,000 |
| Total | 691 | \$39,148,734 |
| Average cost of traffic crash casualty | \$56,655 | |

| Index Crime Category | Number of Index Crimes | Index Crime Costs |
|-----------------------------|------------------------|-------------------|
| Murder | 1 | \$7,288,808 |
| Rape | 7 | \$2,805,194 |
| Aggravated Assault | 23 | \$722,906 |
| Robbery | 2 | \$68,358 |
| Larceny | 145 | \$592,890 |
| Burglary | 67 | \$298,771 |
| Motor Vehicle Theft | 8 | \$73,087 |
| Total | 253 | \$11,850,015 |
| Average cost of index crime | \$46,838 | |

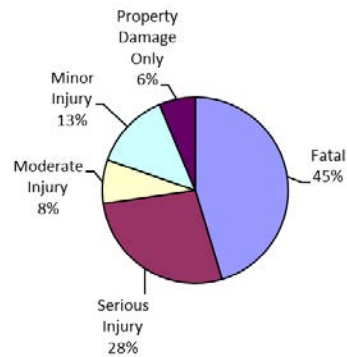
| Costs of Traffic Crashes in Menominee County (2015 dollars) | | | | | | |
|---|---------------------|---------------------|--------------------|--------------------|----------------------|---------------------|
| | Fatal | Serious Injury | Moderate Injury | Minor Injury | Property Damage Only | Total |
| Medical Care | \$23,861 | \$579,310 | \$138,501 | \$447,678 | \$147,552 | \$1,336,903 |
| Future Earnings (Lost Wages) | \$2,407,468 | \$884,572 | \$255,724 | \$674,925 | \$168,879 | \$4,391,568 |
| Public Services | \$1,800 | \$3,831 | \$1,685 | \$4,522 | \$12,421 | \$24,259 |
| Adjudication & Sanctioning | \$212,513 | \$187,845 | \$36,975 | \$87,559 | \$10,029 | \$534,921 |
| Property Damage & Loss | \$46,305 | \$140,577 | \$85,950 | \$298,874 | \$1,530,766 | \$2,102,472 |
| Subtotal (Monetary Cost) | \$2,691,948 | \$1,796,135 | \$518,835 | \$1,513,558 | \$1,869,646 | \$8,390,122 |
| Quality of Life | \$15,058,835 | \$8,926,441 | \$2,449,916 | \$3,728,066 | \$595,354 | \$30,758,612 |
| Total (Comprehensive Cost) | \$17,750,783 | \$10,722,576 | \$2,968,751 | \$5,241,624 | \$2,465,000 | \$39,148,734 |

| Costs of Index Crimes in Menominee County (2015 dollars) | | | | | | | | |
|--|--------------------|--------------------|--------------------|-----------------|------------------|------------------|---------------------|---------------------|
| | Murder | Rape | Aggravated Assault | Robbery | Larceny | Burglary | Motor Vehicle Theft | Total |
| Medical Care | \$27,738 | \$62,877 | \$35,598 | \$3,069 | \$0 | \$0 | \$0 | \$129,282 |
| Future Earnings (Lost Wages) | \$918,569 | \$39,232 | \$25,161 | \$3,163 | \$3,806 | \$2,215 | \$793 | \$992,939 |
| Public Services | \$2,846 | \$5,518 | \$7,688 | \$808 | \$63,941 | \$30,065 | \$2,150 | \$113,016 |
| Adjudication & Sanctioning | \$394,370 | \$172,376 | \$272,324 | \$11,286 | \$295,307 | \$52,008 | \$14,193 | \$1,211,865 |
| Property Damage and Loss | \$175 | \$1,097 | \$1,606 | \$2,281 | \$135,425 | \$171,414 | \$51,272 | \$363,270 |
| Subtotal (Monetary Cost) | \$1,343,697 | \$281,100 | \$342,378 | \$20,607 | \$498,479 | \$255,702 | \$68,408 | \$2,810,371 |
| Quality of Life | \$5,945,111 | \$2,524,094 | \$380,529 | \$47,752 | \$94,411 | \$43,069 | \$4,679 | \$9,039,644 |
| Total (Comprehensive Costs) | \$7,288,808 | \$2,805,194 | \$722,906 | \$68,358 | \$592,890 | \$298,771 | \$73,087 | \$11,850,015 |

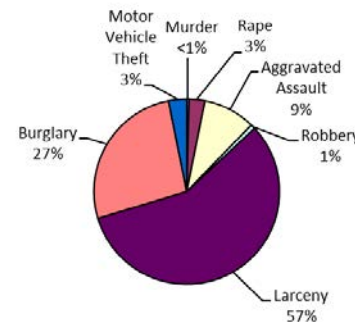
Traffic Crash Casualties



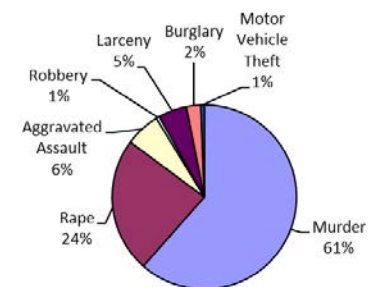
Traffic Crash Costs



Index Crimes



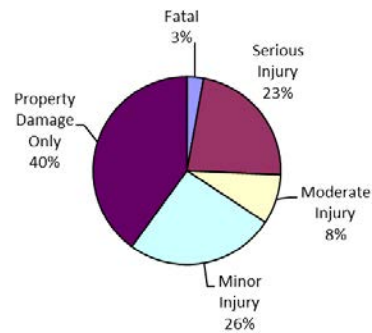
Index Crime Costs



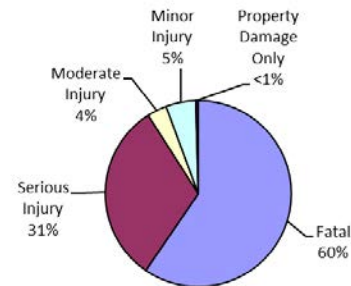
Menominee County Alcohol-Involved Crashes

| Crash Casualty Severity | Crash Casualties | Crash Costs |
|--------------------------------|------------------|--------------|
| Fatal | 1 | \$8,875,391 |
| Serious Injury | 8 | \$4,678,059 |
| Moderate Injury | 3 | \$511,470 |
| Minor Injury | 9 | \$774,670 |
| Property Damage Only | 14 | \$64,097 |
| Total | 35 | \$14,903,689 |
| Average cost of crash casualty | \$425,820 | |

Crash Casualties



Crash Costs

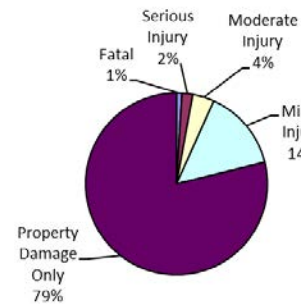


| Costs of Alcohol-Involved Crashes in Menominee County (2015 dollars) | | | | | | |
|--|--------------------|--------------------|------------------|------------------|----------------------|---------------------|
| | Fatal | Serious Injury | Moderate Injury | Minor Injury | Property Damage Only | Total |
| Medical Care | \$11,931 | \$437,839 | \$41,461 | \$95,085 | \$4,293 | \$590,610 |
| Future Earnings (Lost Wages) | \$1,203,734 | \$677,783 | \$76,753 | \$143,052 | \$4,782 | \$2,106,105 |
| Public Services | \$900 | \$3,113 | \$521 | \$989 | \$406 | \$5,928 |
| Adjudication & Sanctioning | \$106,256 | \$103,165 | \$10,519 | \$19,567 | \$672 | \$240,179 |
| Property Damage & Loss | \$23,153 | \$90,317 | \$22,343 | \$56,399 | \$38,365 | \$230,576 |
| Subtotal (Monetary Cost) | \$1,345,974 | \$1,312,217 | \$151,596 | \$315,093 | \$48,518 | \$3,173,397 |
| Quality of Life | \$7,529,418 | \$3,365,843 | \$359,874 | \$459,578 | \$15,580 | \$11,730,292 |
| Total (Comprehensive Cost) | \$8,875,391 | \$4,678,059 | \$511,470 | \$774,670 | \$64,097 | \$14,903,689 |

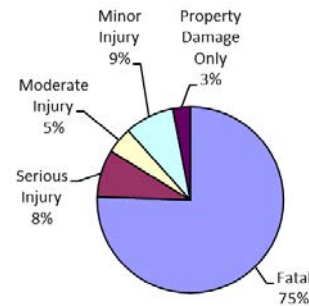
Menominee County Teen Driver Crashes

| Crash Casualty Severity | Crash Casualties | Crash Costs |
|--------------------------------|------------------|--------------|
| Fatal | 1 | \$8,875,391 |
| Serious Injury | 2 | \$974,780 |
| Moderate Injury | 4 | \$539,773 |
| Minor Injury | 15 | \$1,008,005 |
| Property Damage Only | 82 | \$356,490 |
| Total | 104 | \$11,754,439 |
| Average cost of crash casualty | | \$113,023 |

Crash Casualties



Crash Costs



| Costs of Teen Driver Crashes in Menominee County (2015 dollars) | | | | | | |
|---|--------------------|------------------|------------------|--------------------|----------------------|---------------------|
| | Fatal | Serious Injury | Moderate Injury | Minor Injury | Property Damage Only | Total |
| Medical Care | \$11,931 | \$52,665 | \$25,182 | \$86,092 | \$21,339 | \$197,208 |
| Future Earnings (Lost Wages) | \$1,203,734 | \$80,416 | \$46,495 | \$129,793 | \$24,423 | \$1,484,862 |
| Public Services | \$900 | \$348 | \$306 | \$870 | \$1,796 | \$4,221 |
| Adjudication & Sanctioning | \$106,256 | \$17,077 | \$6,723 | \$16,838 | \$1,450 | \$148,345 |
| Property Damage & Loss | \$23,153 | \$12,780 | \$15,627 | \$57,476 | \$221,381 | \$330,416 |
| Subtotal (Monetary Cost) | \$1,345,974 | \$163,285 | \$94,334 | \$291,069 | \$270,390 | \$2,165,051 |
| Quality of Life | \$7,529,418 | \$811,495 | \$445,439 | \$716,936 | \$86,101 | \$9,589,388 |
| Total (Comprehensive Cost) | \$8,875,391 | \$974,780 | \$539,773 | \$1,008,005 | \$356,490 | \$11,754,439 |

Menominee County Motorcycle Crashes

| Injury Severity | Motorcyclist Crash Victims | Motorcyclist Victim Costs |
|--------------------------------|-------------------------------|------------------------------|
| Fatal | 0 | \$0 |
| Serious Injury | 0 | \$0 |
| Moderate Injury | 4 | \$475,238 |
| Minor Injury | 3 | \$335,923 |
| Property Damage Only | 6 | \$23,916 |
| Total | 13 | \$835,077 |
| Average cost of crash casualty | | \$64,237 |

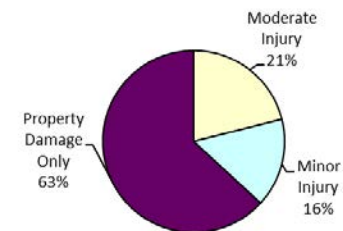
| Injury Severity | Non-motorcyclist Crash Victims | Non-motorcyclist Victim Costs |
|--------------------------------|-----------------------------------|----------------------------------|
| Fatal | 0 | \$0 |
| Serious Injury | 0 | \$0 |
| Moderate Injury | 0 | \$0 |
| Minor Injury | 0 | \$0 |
| Property Damage Only | 6 | \$17,007 |
| Total | 6 | \$17,007 |
| Average cost of crash casualty | | \$2,834 |

| Motorcyclist Victim Costs in Motorcycle Crashes in Menominee County (2015 dollars) | | | | | | |
|--|-------|----------------|-----------------|--------------|----------------------|-----------|
| | Fatal | Serious Injury | Moderate Injury | Minor Injury | Property Damage Only | Total |
| Medical Care | \$0 | \$0 | \$36,147 | \$25,818 | \$830 | \$62,795 |
| Future Earnings (Lost Wages) | \$0 | \$0 | \$60,959 | \$42,525 | \$1,315 | \$104,799 |
| Public Services | \$0 | \$0 | \$690 | \$493 | \$361 | \$1,544 |
| Adjudication & Sanctioning | \$0 | \$0 | \$10,683 | \$7,488 | \$1,114 | \$19,285 |
| Property Damage & Loss | \$0 | \$0 | \$31,357 | \$22,701 | \$14,021 | \$68,080 |
| Subtotal (Monetary Cost) | \$0 | \$0 | \$139,836 | \$99,025 | \$17,641 | \$256,503 |
| Quality of Life | \$0 | \$0 | \$335,402 | \$236,898 | \$6,275 | \$578,574 |
| Total (Comprehensive Cost) | \$0 | \$0 | \$475,238 | \$335,923 | \$23,916 | \$835,077 |

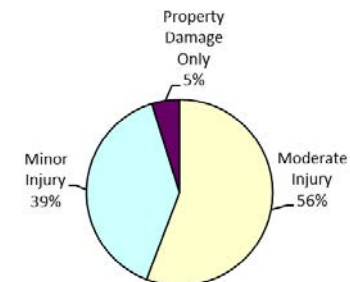
| Non-motorcyclist Victim Costs in Motorcycle Crashes in Menominee County (2015 dollars) | | | | | | |
|--|-------|----------------|-----------------|--------------|----------------------|----------|
| | Fatal | Serious Injury | Moderate Injury | Minor Injury | Property Damage Only | Total |
| Medical Care | \$0 | \$0 | \$0 | \$0 | \$0 | \$0 |
| Future Earnings (Lost Wages) | \$0 | \$0 | \$0 | \$0 | \$531 | \$531 |
| Public Services | \$0 | \$0 | \$0 | \$0 | \$126 | \$126 |
| Adjudication & Sanctioning | \$0 | \$0 | \$0 | \$0 | \$0 | \$0 |
| Property Damage & Loss | \$0 | \$0 | \$0 | \$0 | \$16,350 | \$16,350 |
| Subtotal (Monetary Cost) | \$0 | \$0 | \$0 | \$0 | \$17,007 | \$17,007 |
| Quality of Life | \$0 | \$0 | \$0 | \$0 | \$0 | \$0 |
| Total (Comprehensive Cost) | \$0 | \$0 | \$0 | \$0 | \$17,007 | \$17,007 |

| Costs of Motorcycle Crashes in Menominee County (2015 dollars) | | | | | | |
|--|-------|----------------|-----------------|--------------|----------------------|-----------|
| | Fatal | Serious Injury | Moderate Injury | Minor Injury | Property Damage Only | Total |
| Medical Care | \$0 | \$0 | \$36,147 | \$25,818 | \$830 | \$62,795 |
| Future Earnings (Lost Wages) | \$0 | \$0 | \$60,959 | \$42,525 | \$1,846 | \$105,329 |
| Public Services | \$0 | \$0 | \$690 | \$493 | \$487 | \$1,670 |
| Adjudication & Sanctioning | \$0 | \$0 | \$10,683 | \$7,488 | \$1,114 | \$19,285 |
| Property Damage & Loss | \$0 | \$0 | \$31,357 | \$22,701 | \$30,371 | \$84,430 |
| Subtotal (Monetary Cost) | \$0 | \$0 | \$139,836 | \$99,025 | \$34,648 | \$273,510 |
| Quality of Life | \$0 | \$0 | \$335,402 | \$236,898 | \$6,275 | \$578,574 |
| Total (Comprehensive Cost) | \$0 | \$0 | \$475,238 | \$335,923 | \$40,923 | \$852,084 |

Motorcycle Crash Casualties



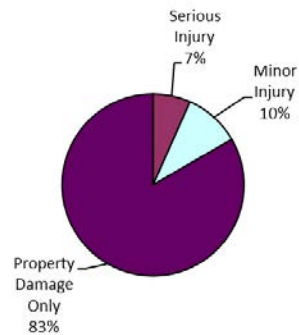
Motorcycle Crash Costs



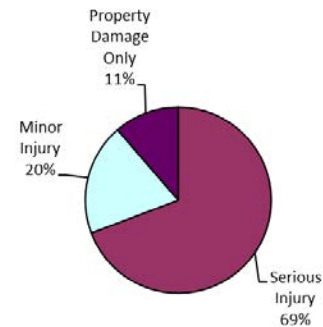
Menominee County Medium/Large Truck Crashes

| Crash Casualty Severity | Crash Casualties | Crash Costs |
|--------------------------------|------------------|-------------|
| Fatal | 0 | \$0 |
| Serious Injury | 2 | \$1,385,254 |
| Moderate Injury | 0 | \$0 |
| Minor Injury | 3 | \$388,512 |
| Property Damage Only | 25 | \$226,750 |
| Total | 30 | \$2,000,516 |
| Average cost of crash casualty | \$66,684 | |

Crash Casualties



Crash Costs



| Costs of Medium/Large Truck Crashes in Menominee County (2015 dollars) | | | | | | |
|--|------------|--------------------|-----------------|------------------|----------------------|--------------------|
| | Fatal | Serious Injury | Moderate Injury | Minor Injury | Property Damage Only | Total |
| Medical Care | \$0 | \$83,494 | \$0 | \$24,495 | \$9,350 | \$117,339 |
| Future Earnings (Lost Wages) | \$0 | \$238,468 | \$0 | \$65,364 | \$68,250 | \$372,082 |
| Public Services | \$0 | \$644 | \$0 | \$579 | \$1,175 | \$2,398 |
| Adjudication & Sanctioning | \$0 | \$32,232 | \$0 | \$8,997 | \$7,775 | \$49,004 |
| Property Damage & Loss | \$0 | \$25,110 | \$0 | \$20,127 | \$84,975 | \$130,212 |
| Subtotal (Monetary Cost) | \$0 | \$379,948 | \$0 | \$119,562 | \$171,525 | \$671,035 |
| Quality of Life | \$0 | \$1,005,306 | \$0 | \$268,950 | \$55,225 | \$1,329,481 |
| Total (Comprehensive Cost) | \$0 | \$1,385,254 | \$0 | \$388,512 | \$226,750 | \$2,000,516 |

Midland County Traffic Crashes and Crime

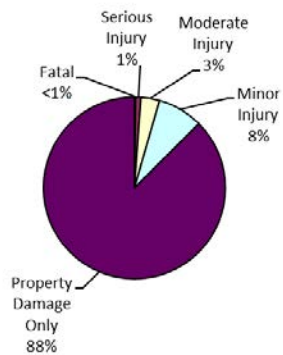
| Traffic Crash Casualty Severity | Traffic Crash Casualties | Traffic Crash Costs |
|--|--------------------------|---------------------|
| Fatal | 10 | \$88,753,914 |
| Serious Injury | 41 | \$19,982,983 |
| Moderate Injury | 148 | \$19,971,600 |
| Minor Injury | 360 | \$24,192,111 |
| Property Damage Only | 3,901 | \$16,959,371 |
| Total | 4,460 | \$169,859,979 |
| Average cost of traffic crash casualty | \$38,085 | |

| Index Crime Category | Number of Index Crimes | Index Crime Costs |
|-----------------------------|------------------------|-------------------|
| Murder | 2 | \$14,577,616 |
| Rape | 51 | \$20,437,844 |
| Aggravated Assault | 49 | \$1,540,105 |
| Robbery | 3 | \$102,538 |
| Larceny | 585 | \$2,392,003 |
| Burglary | 132 | \$588,624 |
| Motor Vehicle Theft | 18 | \$164,446 |
| Total | 840 | \$39,803,175 |
| Average cost of index crime | \$47,385 | |

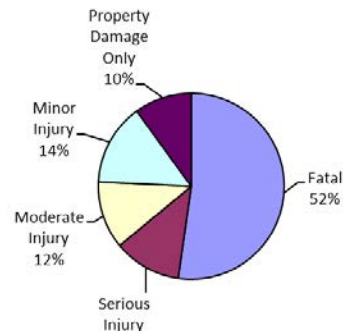
| Costs of Traffic Crashes in Midland County (2015 dollars) | | | | | | |
|---|---------------------|---------------------|---------------------|---------------------|----------------------|----------------------|
| | Fatal | Serious Injury | Moderate Injury | Minor Injury | Property Damage Only | Total |
| Medical Care | \$119,307 | \$1,079,624 | \$931,736 | \$2,066,206 | \$1,015,167 | \$5,212,042 |
| Future Earnings (Lost Wages) | \$12,037,341 | \$1,648,520 | \$1,720,325 | \$3,115,039 | \$1,161,900 | \$19,683,124 |
| Public Services | \$9,000 | \$7,140 | \$11,333 | \$20,870 | \$85,458 | \$133,800 |
| Adjudication & Sanctioning | \$1,062,563 | \$350,075 | \$248,744 | \$404,118 | \$68,997 | \$2,134,498 |
| Property Damage & Loss | \$231,526 | \$261,985 | \$578,209 | \$1,379,418 | \$10,531,775 | \$12,982,913 |
| Subtotal (Monetary Cost) | \$13,459,738 | \$3,347,343 | \$3,490,348 | \$6,985,651 | \$12,863,297 | \$40,146,377 |
| Quality of Life | \$75,294,176 | \$16,635,640 | \$16,481,252 | \$17,206,459 | \$4,096,074 | \$129,713,602 |
| Total (Comprehensive Cost) | \$88,753,914 | \$19,982,983 | \$19,971,600 | \$24,192,111 | \$16,959,371 | \$169,859,979 |

| Costs of Index Crimes in Midland County (2015 dollars) | | | | | | | | |
|--|---------------------|---------------------|--------------------|------------------|--------------------|------------------|---------------------|---------------------|
| | Murder | Rape | Aggravated Assault | Robbery | Larceny | Burglary | Motor Vehicle Theft | Total |
| Medical Care | \$55,475 | \$458,106 | \$75,839 | \$4,603 | \$0 | \$0 | \$0 | \$594,023 |
| Future Earnings (Lost Wages) | \$1,837,138 | \$285,836 | \$53,604 | \$4,744 | \$15,356 | \$4,363 | \$1,785 | \$2,202,825 |
| Public Services | \$5,692 | \$40,202 | \$16,379 | \$1,212 | \$257,970 | \$59,232 | \$4,837 | \$385,524 |
| Adjudication & Sanctioning | \$788,740 | \$1,255,883 | \$580,169 | \$16,930 | \$1,191,410 | \$102,465 | \$31,934 | \$3,967,530 |
| Property Damage and Loss | \$349 | \$7,990 | \$3,423 | \$3,422 | \$546,369 | \$337,712 | \$115,362 | \$1,014,626 |
| Subtotal (Monetary Cost) | \$2,687,395 | \$2,048,016 | \$729,413 | \$30,910 | \$2,011,104 | \$503,771 | \$153,919 | \$8,164,529 |
| Quality of Life | \$11,890,221 | \$18,389,828 | \$810,692 | \$71,627 | \$380,899 | \$84,853 | \$10,527 | \$31,638,646 |
| Total (Comprehensive Costs) | \$14,577,616 | \$20,437,844 | \$1,540,105 | \$102,538 | \$2,392,003 | \$588,624 | \$164,446 | \$39,803,175 |

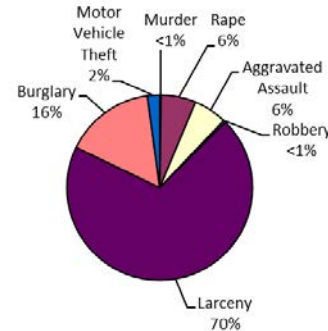
Traffic Crash Casualties



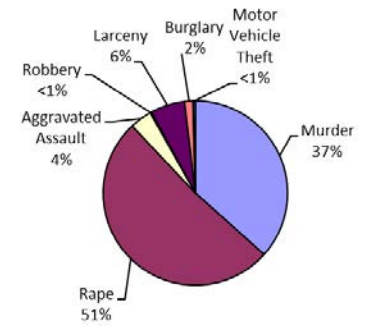
Traffic Crash Costs



Index Crimes



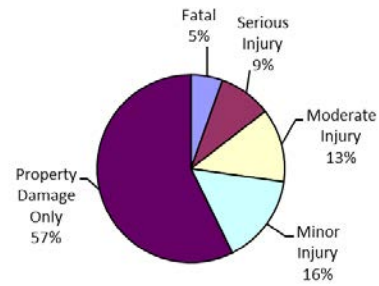
Index Crime Costs



Midland County Alcohol-Involved Crashes

| Crash Casualty Severity | Crash Casualties | Crash Costs |
|--------------------------------|------------------|--------------|
| Fatal | 6 | \$53,252,348 |
| Serious Injury | 10 | \$5,847,574 |
| Moderate Injury | 14 | \$2,386,862 |
| Minor Injury | 17 | \$1,463,266 |
| Property Damage Only | 63 | \$288,438 |
| Total | 110 | \$63,238,489 |
| Average cost of crash casualty | \$574,895 | |

Crash Casualties



Crash Costs

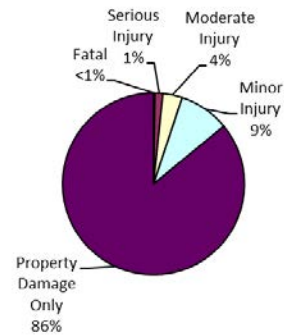


| Costs of Alcohol-Involved Crashes in Midland County (2015 dollars) | | | | | | |
|--|---------------------|--------------------|--------------------|--------------------|----------------------|---------------------|
| | Fatal | Serious Injury | Moderate Injury | Minor Injury | Property Damage Only | Total |
| Medical Care | \$71,584 | \$547,299 | \$193,486 | \$179,605 | \$19,321 | \$1,011,295 |
| Future Earnings (Lost Wages) | \$7,222,404 | \$847,229 | \$358,181 | \$270,210 | \$21,518 | \$8,719,543 |
| Public Services | \$5,400 | \$3,891 | \$2,430 | \$1,868 | \$1,827 | \$15,415 |
| Adjudication & Sanctioning | \$637,538 | \$128,956 | \$49,087 | \$36,960 | \$3,023 | \$855,564 |
| Property Damage & Loss | \$138,916 | \$112,896 | \$104,265 | \$106,532 | \$172,641 | \$635,250 |
| Subtotal (Monetary Cost) | \$8,075,843 | \$1,640,271 | \$707,448 | \$595,175 | \$218,329 | \$11,237,066 |
| Quality of Life | \$45,176,506 | \$4,207,303 | \$1,679,413 | \$868,091 | \$70,109 | \$52,001,422 |
| Total (Comprehensive Cost) | \$53,252,348 | \$5,847,574 | \$2,386,862 | \$1,463,266 | \$288,438 | \$63,238,489 |

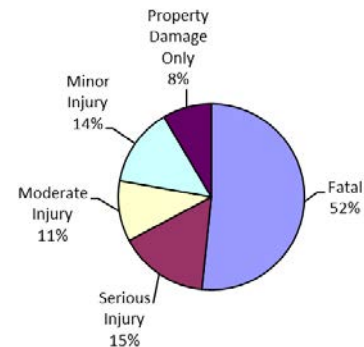
Midland County Teen Driver Crashes

| Crash Casualty Severity | Crash Casualties | Crash Costs |
|--------------------------------|------------------|--------------|
| Fatal | 2 | \$17,750,783 |
| Serious Injury | 11 | \$5,361,288 |
| Moderate Injury | 27 | \$3,643,468 |
| Minor Injury | 70 | \$4,704,022 |
| Property Damage Only | 672 | \$2,921,481 |
| Total | 782 | \$34,381,041 |
| Average cost of crash casualty | | \$43,966 |

Crash Casualties



Crash Costs



| Costs of Teen Driver Crashes in Midland County (2015 dollars) | | | | | | |
|---|---------------------|--------------------|--------------------|--------------------|----------------------|---------------------|
| | Fatal | Serious Injury | Moderate Injury | Minor Injury | Property Damage Only | Total |
| Medical Care | \$23,861 | \$289,655 | \$169,979 | \$401,762 | \$174,876 | \$1,060,134 |
| Future Earnings (Lost Wages) | \$2,407,468 | \$442,286 | \$313,843 | \$605,702 | \$200,153 | \$3,969,452 |
| Public Services | \$1,800 | \$1,916 | \$2,068 | \$4,058 | \$14,721 | \$24,562 |
| Adjudication & Sanctioning | \$212,513 | \$93,922 | \$45,379 | \$78,579 | \$11,886 | \$442,278 |
| Property Damage & Loss | \$46,305 | \$70,289 | \$105,484 | \$268,220 | \$1,814,241 | \$2,304,539 |
| Subtotal (Monetary Cost) | \$2,691,948 | \$898,068 | \$636,753 | \$1,358,321 | \$2,215,877 | \$7,800,966 |
| Quality of Life | \$15,058,835 | \$4,463,221 | \$3,006,715 | \$3,345,700 | \$705,604 | \$26,580,075 |
| Total (Comprehensive Cost) | \$17,750,783 | \$5,361,288 | \$3,643,468 | \$4,704,022 | \$2,921,481 | \$34,381,041 |

Midland County Motorcycle Crashes

| Injury Severity | Motorcyclist Crash Victims | Motorcyclist Victim Costs |
|--------------------------------|-------------------------------|------------------------------|
| Fatal | 0 | \$0 |
| Serious Injury | 1 | \$510,887 |
| Moderate Injury | 12 | \$1,425,714 |
| Minor Injury | 4 | \$447,898 |
| Property Damage Only | 15 | \$59,790 |
| Total | 32 | \$2,444,288 |
| Average cost of crash casualty | \$76,384 | |

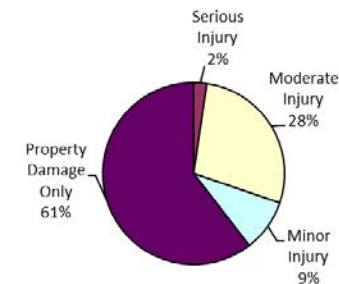
| Injury Severity | Non-motorcyclist Crash Victims | Non-motorcyclist Victim Costs |
|--------------------------------|-----------------------------------|----------------------------------|
| Fatal | 0 | \$0 |
| Serious Injury | 0 | \$0 |
| Moderate Injury | 0 | \$0 |
| Minor Injury | 0 | \$0 |
| Property Damage Only | 11 | \$31,179 |
| Total | 11 | \$31,179 |
| Average cost of crash casualty | \$2,834 | |

| Motorcyclist Victim Costs in Motorcycle Crashes in Midland County (2015 dollars) | | | | | | |
|--|-------|----------------|-----------------|--------------|----------------------|-------------|
| | Fatal | Serious Injury | Moderate Injury | Minor Injury | Property Damage Only | Total |
| Medical Care | \$0 | \$41,778 | \$108,441 | \$34,425 | \$2,075 | \$186,719 |
| Future Earnings (Lost Wages) | \$0 | \$61,228 | \$182,876 | \$56,700 | \$3,288 | \$304,091 |
| Public Services | \$0 | \$354 | \$2,071 | \$657 | \$903 | \$3,984 |
| Adjudication & Sanctioning | \$0 | \$9,502 | \$32,049 | \$9,984 | \$2,784 | \$54,319 |
| Property Damage & Loss | \$0 | \$9,856 | \$94,072 | \$30,269 | \$35,054 | \$169,250 |
| Subtotal (Monetary Cost) | \$0 | \$122,717 | \$419,509 | \$132,034 | \$44,103 | \$718,363 |
| Quality of Life | \$0 | \$388,170 | \$1,006,205 | \$315,864 | \$15,687 | \$1,725,926 |
| Total (Comprehensive Cost) | \$0 | \$510,887 | \$1,425,714 | \$447,898 | \$59,790 | \$2,444,288 |

| Non-motorcyclist Victim Costs in Motorcycle Crashes in Midland County (2015 dollars) | | | | | | |
|--|-------|----------------|-----------------|--------------|----------------------|----------|
| | Fatal | Serious Injury | Moderate Injury | Minor Injury | Property Damage Only | Total |
| Medical Care | \$0 | \$0 | \$0 | \$0 | \$0 | \$0 |
| Future Earnings (Lost Wages) | \$0 | \$0 | \$0 | \$0 | \$973 | \$973 |
| Public Services | \$0 | \$0 | \$0 | \$0 | \$230 | \$230 |
| Adjudication & Sanctioning | \$0 | \$0 | \$0 | \$0 | \$0 | \$0 |
| Property Damage & Loss | \$0 | \$0 | \$0 | \$0 | \$29,975 | \$29,975 |
| Subtotal (Monetary Cost) | \$0 | \$0 | \$0 | \$0 | \$31,179 | \$31,179 |
| Quality of Life | \$0 | \$0 | \$0 | \$0 | \$0 | \$0 |
| Total (Comprehensive Cost) | \$0 | \$0 | \$0 | \$0 | \$31,179 | \$31,179 |

| Costs of Motorcycle Crashes in Midland County (2015 dollars) | | | | | | |
|--|-------|----------------|-----------------|--------------|----------------------|-------------|
| | Fatal | Serious Injury | Moderate Injury | Minor Injury | Property Damage Only | Total |
| Medical Care | \$0 | \$41,778 | \$108,441 | \$34,425 | \$2,075 | \$186,719 |
| Future Earnings (Lost Wages) | \$0 | \$61,228 | \$182,876 | \$56,700 | \$4,261 | \$305,064 |
| Public Services | \$0 | \$354 | \$2,071 | \$657 | \$1,133 | \$4,215 |
| Adjudication & Sanctioning | \$0 | \$9,502 | \$32,049 | \$9,984 | \$2,784 | \$54,319 |
| Property Damage & Loss | \$0 | \$9,856 | \$94,072 | \$30,269 | \$65,029 | \$199,225 |
| Subtotal (Monetary Cost) | \$0 | \$122,717 | \$419,509 | \$132,034 | \$75,282 | \$749,541 |
| Quality of Life | \$0 | \$388,170 | \$1,006,205 | \$315,864 | \$15,687 | \$1,725,926 |
| Total (Comprehensive Cost) | \$0 | \$510,887 | \$1,425,714 | \$447,898 | \$90,969 | \$2,475,467 |

Motorcycle Crash Casualties



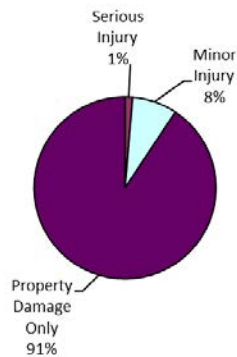
Motorcycle Crash Costs



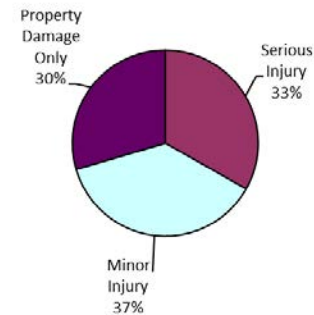
Midland County Medium/Large Truck Crashes

| Crash Casualty Severity | Crash Casualties | Crash Costs |
|--------------------------------|------------------|-------------|
| Fatal | 0 | \$0 |
| Serious Injury | 1 | \$692,627 |
| Moderate Injury | 0 | \$0 |
| Minor Injury | 6 | \$777,024 |
| Property Damage Only | 68 | \$616,760 |
| Total | 75 | \$2,086,411 |
| Average cost of crash casualty | | \$27,819 |

Crash Casualties



Crash Costs



| Costs of Medium/Large Truck Crashes in Midland County (2015 dollars) | | | | | | |
|--|------------|------------------|-----------------|------------------|----------------------|--------------------|
| | Fatal | Serious Injury | Moderate Injury | Minor Injury | Property Damage Only | Total |
| Medical Care | \$0 | \$41,747 | \$0 | \$48,990 | \$25,432 | \$116,169 |
| Future Earnings (Lost Wages) | \$0 | \$119,234 | \$0 | \$130,728 | \$185,640 | \$435,602 |
| Public Services | \$0 | \$322 | \$0 | \$1,158 | \$3,196 | \$4,676 |
| Adjudication & Sanctioning | \$0 | \$16,116 | \$0 | \$17,994 | \$21,148 | \$55,258 |
| Property Damage & Loss | \$0 | \$12,555 | \$0 | \$40,254 | \$231,132 | \$283,941 |
| Subtotal (Monetary Cost) | \$0 | \$189,974 | \$0 | \$239,124 | \$466,548 | \$895,646 |
| Quality of Life | \$0 | \$502,653 | \$0 | \$537,900 | \$150,212 | \$1,190,765 |
| Total (Comprehensive Cost) | \$0 | \$692,627 | \$0 | \$777,024 | \$616,760 | \$2,086,411 |

Missaukee County Traffic Crashes and Crime

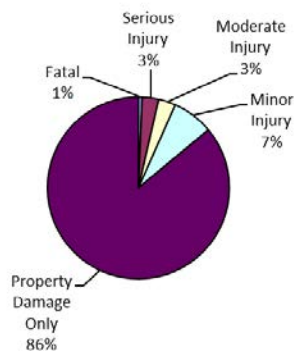
| Traffic Crash Casualty Severity | Traffic Crash Casualties | Traffic Crash Costs |
|--|--------------------------|---------------------|
| Fatal | 5 | \$44,376,957 |
| Serious Injury | 22 | \$10,722,576 |
| Moderate Injury | 23 | \$3,103,695 |
| Minor Injury | 55 | \$3,696,017 |
| Property Damage Only | 646 | \$2,808,447 |
| Total | 751 | \$64,707,692 |
| Average cost of traffic crash casualty | \$86,162 | |

| Index Crime Category | Number of Index Crimes | Index Crime Costs |
|-----------------------------|------------------------|-------------------|
| Murder | 0 | \$0 |
| Rape | 10 | \$4,007,420 |
| Aggravated Assault | 9 | \$282,876 |
| Robbery | 0 | \$0 |
| Larceny | 87 | \$355,734 |
| Burglary | 37 | \$164,993 |
| Motor Vehicle Theft | 4 | \$36,543 |
| Total | 147 | \$4,847,567 |
| Average cost of index crime | \$32,977 | |

| Costs of Traffic Crashes in Missaukee County (2015 dollars) | | | | | | |
|---|---------------------|---------------------|--------------------|--------------------|----------------------|---------------------|
| | Fatal | Serious Injury | Moderate Injury | Minor Injury | Property Damage Only | Total |
| Medical Care | \$59,654 | \$579,310 | \$144,797 | \$315,670 | \$168,110 | \$1,267,542 |
| Future Earnings (Lost Wages) | \$6,018,670 | \$884,572 | \$267,348 | \$475,909 | \$192,409 | \$7,838,907 |
| Public Services | \$4,500 | \$3,831 | \$1,761 | \$3,188 | \$14,152 | \$27,433 |
| Adjudication & Sanctioning | \$531,282 | \$187,845 | \$38,656 | \$61,740 | \$11,426 | \$830,949 |
| Property Damage & Loss | \$115,763 | \$140,577 | \$89,857 | \$210,744 | \$1,744,047 | \$2,300,989 |
| Subtotal (Monetary Cost) | \$6,729,869 | \$1,796,135 | \$542,419 | \$1,067,252 | \$2,130,143 | \$12,265,819 |
| Quality of Life | \$37,647,088 | \$8,926,441 | \$2,561,276 | \$2,628,765 | \$678,304 | \$52,441,873 |
| Total (Comprehensive Cost) | \$44,376,957 | \$10,722,576 | \$3,103,695 | \$3,696,017 | \$2,808,447 | \$64,707,692 |

| Costs of Index Crimes in Missaukee County (2015 dollars) | | | | | | | | |
|--|------------|--------------------|--------------------|------------|------------------|------------------|---------------------|--------------------|
| | Murder | Rape | Aggravated Assault | Robbery | Larceny | Burglary | Motor Vehicle Theft | Total |
| Medical Care | \$0 | \$89,825 | \$13,930 | \$0 | \$0 | \$0 | \$0 | \$103,754 |
| Future Earnings (Lost Wages) | \$0 | \$56,046 | \$9,846 | \$0 | \$2,284 | \$1,223 | \$397 | \$69,795 |
| Public Services | \$0 | \$7,883 | \$3,008 | \$0 | \$38,365 | \$16,603 | \$1,075 | \$66,934 |
| Adjudication & Sanctioning | \$0 | \$246,252 | \$106,562 | \$0 | \$177,184 | \$28,721 | \$7,097 | \$565,815 |
| Property Damage and Loss | \$0 | \$1,567 | \$629 | \$0 | \$81,255 | \$94,662 | \$25,636 | \$203,748 |
| Subtotal (Monetary Cost) | \$0 | \$401,572 | \$133,974 | \$0 | \$299,087 | \$141,209 | \$34,204 | \$1,010,046 |
| Quality of Life | \$0 | \$3,605,849 | \$148,903 | \$0 | \$56,646 | \$23,784 | \$2,339 | \$3,837,521 |
| Total (Comprehensive Costs) | \$0 | \$4,007,420 | \$282,876 | \$0 | \$355,734 | \$164,993 | \$36,543 | \$4,847,567 |

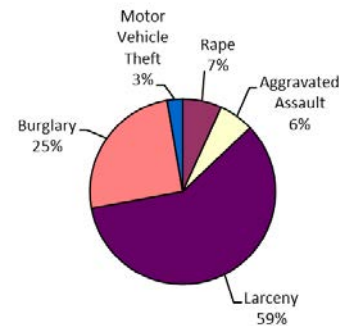
Traffic Crash Casualties



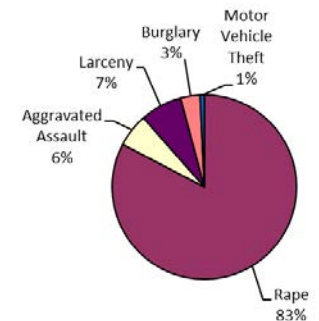
Traffic Crash Costs



Index Crimes



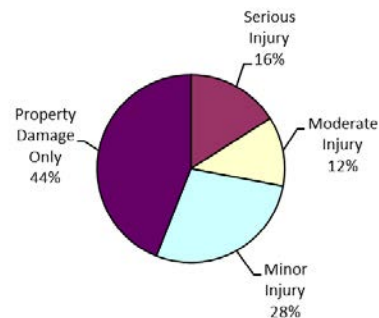
Index Crime Costs



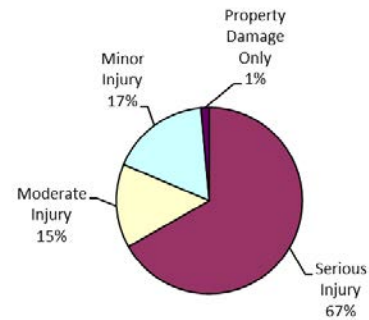
Missaukee County Alcohol-Involved Crashes

| Crash Casualty Severity | Crash Casualties | Crash Costs |
|--------------------------------|------------------|-------------|
| Fatal | 0 | \$0 |
| Serious Injury | 4 | \$2,339,030 |
| Moderate Injury | 3 | \$511,470 |
| Minor Injury | 7 | \$602,521 |
| Property Damage Only | 11 | \$50,362 |
| Total | 25 | \$3,503,384 |
| Average cost of crash casualty | \$140,135 | |

Crash Casualties



Crash Costs

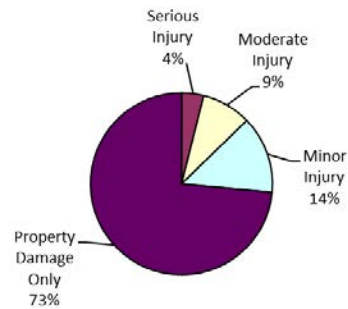


| Costs of Alcohol-Involved Crashes in Missaukee County (2015 dollars) | | | | | | |
|--|------------|--------------------|------------------|------------------|----------------------|--------------------|
| | Fatal | Serious Injury | Moderate Injury | Minor Injury | Property Damage Only | Total |
| Medical Care | \$0 | \$218,920 | \$41,461 | \$73,955 | \$3,373 | \$337,709 |
| Future Earnings (Lost Wages) | \$0 | \$338,892 | \$76,753 | \$111,263 | \$3,757 | \$530,665 |
| Public Services | \$0 | \$1,556 | \$521 | \$769 | \$319 | \$3,165 |
| Adjudication & Sanctioning | \$0 | \$51,582 | \$10,519 | \$15,219 | \$528 | \$77,848 |
| Property Damage & Loss | \$0 | \$45,159 | \$22,343 | \$43,866 | \$30,144 | \$141,511 |
| Subtotal (Monetary Cost) | \$0 | \$656,108 | \$151,596 | \$245,072 | \$38,121 | \$1,090,897 |
| Quality of Life | \$0 | \$1,682,921 | \$359,874 | \$357,449 | \$12,241 | \$2,412,486 |
| Total (Comprehensive Cost) | \$0 | \$2,339,030 | \$511,470 | \$602,521 | \$50,362 | \$3,503,384 |

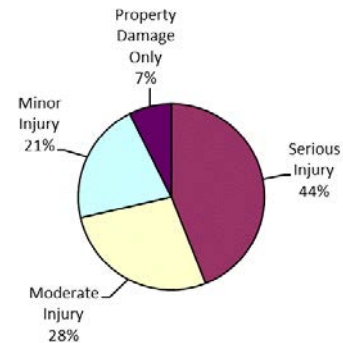
Missaukee County Teen Driver Crashes

| Crash Casualty Severity | Crash Casualties | Crash Costs |
|--------------------------------|------------------|-------------|
| Fatal | 0 | \$0 |
| Serious Injury | 4 | \$1,949,559 |
| Moderate Injury | 9 | \$1,214,489 |
| Minor Injury | 14 | \$940,804 |
| Property Damage Only | 75 | \$326,058 |
| Total | 102 | \$4,430,911 |
| Average cost of crash casualty | | \$43,440 |

Crash Casualties



Crash Costs



| Costs of Teen Driver Crashes in Missaukee County (2015 dollars) | | | | | | |
|---|------------|--------------------|--------------------|------------------|----------------------|--------------------|
| | Fatal | Serious Injury | Moderate Injury | Minor Injury | Property Damage Only | Total |
| Medical Care | \$0 | \$105,329 | \$56,660 | \$80,352 | \$19,517 | \$261,859 |
| Future Earnings (Lost Wages) | \$0 | \$160,831 | \$104,614 | \$121,140 | \$22,338 | \$408,924 |
| Public Services | \$0 | \$697 | \$689 | \$812 | \$1,643 | \$3,840 |
| Adjudication & Sanctioning | \$0 | \$34,154 | \$15,126 | \$15,716 | \$1,327 | \$66,322 |
| Property Damage & Loss | \$0 | \$25,560 | \$35,161 | \$53,644 | \$202,482 | \$316,847 |
| Subtotal (Monetary Cost) | \$0 | \$326,570 | \$212,251 | \$271,664 | \$247,308 | \$1,057,793 |
| Quality of Life | \$0 | \$1,622,989 | \$1,002,238 | \$669,140 | \$78,750 | \$3,373,118 |
| Total (Comprehensive Cost) | \$0 | \$1,949,559 | \$1,214,489 | \$940,804 | \$326,058 | \$4,430,911 |

Missaukee County Motorcycle Crashes

| Injury Severity | Motorcyclist Crash Victims | Motorcyclist Victim Costs |
|--------------------------------|-------------------------------|------------------------------|
| Fatal | 0 | \$0 |
| Serious Injury | 6 | \$3,065,319 |
| Moderate Injury | 3 | \$356,428 |
| Minor Injury | 0 | \$0 |
| Property Damage Only | 2 | \$7,972 |
| Total | 11 | \$3,429,720 |
| Average cost of crash casualty | \$311,793 | |

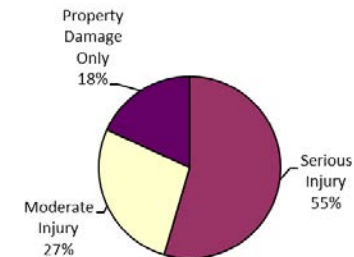
| Injury Severity | Non-motorcyclist Crash Victims | Non-motorcyclist Victim Costs |
|--------------------------------|-----------------------------------|----------------------------------|
| Fatal | 0 | \$0 |
| Serious Injury | 0 | \$0 |
| Moderate Injury | 0 | \$0 |
| Minor Injury | 0 | \$0 |
| Property Damage Only | 0 | \$0 |
| Total | 0 | \$0 |
| Average cost of crash casualty | \$0 | |

| Motorcyclist Victim Costs in Motorcycle Crashes in Missaukee County (2015 dollars) | | | | | | |
|--|-------|----------------|-----------------|--------------|----------------------|-------------|
| | Fatal | Serious Injury | Moderate Injury | Minor Injury | Property Damage Only | Total |
| Medical Care | \$0 | \$250,667 | \$27,110 | \$0 | \$277 | \$278,054 |
| Future Earnings (Lost Wages) | \$0 | \$367,366 | \$45,719 | \$0 | \$438 | \$413,523 |
| Public Services | \$0 | \$2,121 | \$518 | \$0 | \$120 | \$2,760 |
| Adjudication & Sanctioning | \$0 | \$57,011 | \$8,012 | \$0 | \$371 | \$65,395 |
| Property Damage & Loss | \$0 | \$59,135 | \$23,518 | \$0 | \$4,674 | \$87,327 |
| Subtotal (Monetary Cost) | \$0 | \$736,301 | \$104,877 | \$0 | \$5,880 | \$847,058 |
| Quality of Life | \$0 | \$2,329,018 | \$251,551 | \$0 | \$2,092 | \$2,582,661 |
| Total (Comprehensive Cost) | \$0 | \$3,065,319 | \$356,428 | \$0 | \$7,972 | \$3,429,720 |

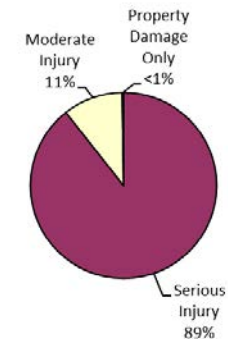
| Non-motorcyclist Victim Costs in Motorcycle Crashes in Missaukee County (2015 dollars) | | | | | | |
|--|-------|----------------|-----------------|--------------|----------------------|-------|
| | Fatal | Serious Injury | Moderate Injury | Minor Injury | Property Damage Only | Total |
| Medical Care | \$0 | \$0 | \$0 | \$0 | \$0 | \$0 |
| Future Earnings (Lost Wages) | \$0 | \$0 | \$0 | \$0 | \$0 | \$0 |
| Public Services | \$0 | \$0 | \$0 | \$0 | \$0 | \$0 |
| Adjudication & Sanctioning | \$0 | \$0 | \$0 | \$0 | \$0 | \$0 |
| Property Damage & Loss | \$0 | \$0 | \$0 | \$0 | \$0 | \$0 |
| Subtotal (Monetary Cost) | \$0 | \$0 | \$0 | \$0 | \$0 | \$0 |
| Quality of Life | \$0 | \$0 | \$0 | \$0 | \$0 | \$0 |
| Total (Comprehensive Cost) | \$0 | \$0 | \$0 | \$0 | \$0 | \$0 |

| Costs of Motorcycle Crashes in Missaukee County (2015 dollars) | | | | | | |
|--|-------|----------------|-----------------|--------------|----------------------|-------------|
| | Fatal | Serious Injury | Moderate Injury | Minor Injury | Property Damage Only | Total |
| Medical Care | \$0 | \$250,667 | \$27,110 | \$0 | \$277 | \$278,054 |
| Future Earnings (Lost Wages) | \$0 | \$367,366 | \$45,719 | \$0 | \$438 | \$413,523 |
| Public Services | \$0 | \$2,121 | \$518 | \$0 | \$120 | \$2,760 |
| Adjudication & Sanctioning | \$0 | \$57,011 | \$8,012 | \$0 | \$371 | \$65,395 |
| Property Damage & Loss | \$0 | \$59,135 | \$23,518 | \$0 | \$4,674 | \$87,327 |
| Subtotal (Monetary Cost) | \$0 | \$736,301 | \$104,877 | \$0 | \$5,880 | \$847,058 |
| Quality of Life | \$0 | \$2,329,018 | \$251,551 | \$0 | \$2,092 | \$2,582,661 |
| Total (Comprehensive Cost) | \$0 | \$3,065,319 | \$356,428 | \$0 | \$7,972 | \$3,429,720 |

Motorcycle Crash Casualties



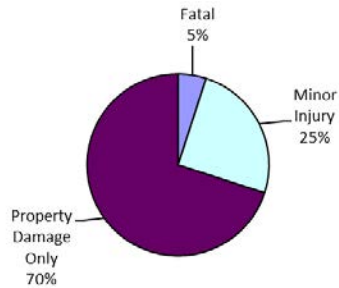
Motorcycle Crash Costs



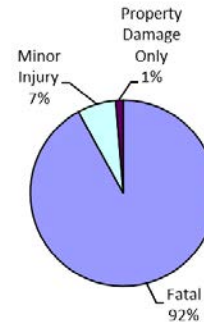
Missaukee County Medium/Large Truck Crashes

| Crash Casualty Severity | Crash Casualties | Crash Costs |
|--------------------------------|------------------|-------------|
| Fatal | 1 | \$8,883,936 |
| Serious Injury | 0 | \$0 |
| Moderate Injury | 0 | \$0 |
| Minor Injury | 5 | \$647,520 |
| Property Damage Only | 14 | \$126,980 |
| Total | 20 | \$9,658,436 |
| Average cost of crash casualty | \$482,922 | |

Crash Casualties



Crash Costs



| Costs of Medium/Large Truck Crashes in Missaukee County (2015 dollars) | | | | | | |
|--|--------------------|----------------|-----------------|------------------|----------------------|--------------------|
| | Fatal | Serious Injury | Moderate Injury | Minor Injury | Property Damage Only | Total |
| Medical Care | \$11,931 | \$0 | \$0 | \$40,825 | \$5,236 | \$57,992 |
| Future Earnings (Lost Wages) | \$1,203,734 | \$0 | \$0 | \$108,940 | \$38,220 | \$1,350,894 |
| Public Services | \$900 | \$0 | \$0 | \$965 | \$658 | \$2,523 |
| Adjudication & Sanctioning | \$106,256 | \$0 | \$0 | \$14,995 | \$4,354 | \$125,605 |
| Property Damage & Loss | \$31,697 | \$0 | \$0 | \$33,545 | \$47,586 | \$112,828 |
| Subtotal (Monetary Cost) | \$1,354,518 | \$0 | \$0 | \$199,270 | \$96,054 | \$1,649,842 |
| Quality of Life | \$7,529,418 | \$0 | \$0 | \$448,250 | \$30,926 | \$8,008,594 |
| Total (Comprehensive Cost) | \$8,883,936 | \$0 | \$0 | \$647,520 | \$126,980 | \$9,658,436 |

Monroe County

Traffic Crashes and Crime

| Traffic Crash Casualty Severity | Traffic Crash Casualties | Traffic Crash Costs |
|--|--------------------------|---------------------|
| Fatal | 15 | \$133,130,871 |
| Serious Injury | 69 | \$33,629,899 |
| Moderate Injury | 205 | \$27,663,365 |
| Minor Injury | 684 | \$45,965,011 |
| Property Damage Only | 5,499 | \$23,906,583 |
| Total | 6,472 | \$264,295,728 |
| Average cost of traffic crash casualty | \$40,837 | |

| Index Crime Category | Number of Index Crimes | Index Crime Costs |
|-----------------------------|------------------------|-------------------|
| Murder | 3 | \$21,866,424 |
| Rape | 101 | \$40,474,947 |
| Aggravated Assault | 178 | \$5,594,667 |
| Robbery | 43 | \$1,469,706 |
| Larceny | 1,382 | \$5,650,851 |
| Burglary | 614 | \$2,737,992 |
| Motor Vehicle Theft | 127 | \$1,160,256 |
| Total | 2,448 | \$78,954,842 |
| Average cost of index crime | \$32,253 | |

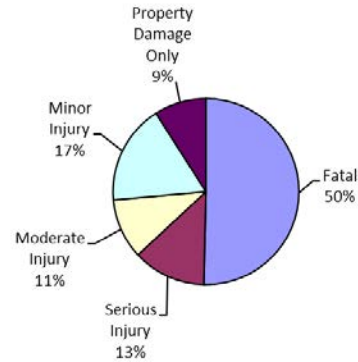
| Costs of Traffic Crashes in Monroe County (2015 dollars) | | | | | | |
|--|----------------------|---------------------|---------------------|---------------------|----------------------|----------------------|
| | Fatal | Serious Injury | Moderate Injury | Minor Injury | Property Damage Only | Total |
| Medical Care | \$178,961 | \$1,816,928 | \$1,290,581 | \$3,925,792 | \$1,431,019 | \$8,643,281 |
| Future Earnings (Lost Wages) | \$18,056,011 | \$2,774,338 | \$2,382,883 | \$5,918,575 | \$1,637,859 | \$30,769,665 |
| Public Services | \$13,501 | \$12,016 | \$15,698 | \$39,652 | \$120,464 | \$201,330 |
| Adjudication & Sanctioning | \$1,593,845 | \$589,150 | \$344,544 | \$767,825 | \$97,261 | \$3,392,625 |
| Property Damage & Loss | \$347,289 | \$440,902 | \$800,898 | \$2,620,893 | \$14,845,996 | \$19,055,979 |
| Subtotal (Monetary Cost) | \$20,189,607 | \$5,633,334 | \$4,834,603 | \$13,272,738 | \$18,132,599 | \$62,062,881 |
| Quality of Life | \$112,941,264 | \$27,996,565 | \$22,828,761 | \$32,692,273 | \$5,773,984 | \$202,232,848 |
| Total (Comprehensive Cost) | \$133,130,871 | \$33,629,899 | \$27,663,365 | \$45,965,011 | \$23,906,583 | \$264,295,728 |

| Costs of Index Crimes in Monroe County (2015 dollars) | | | | | | | | |
|---|---------------------|---------------------|--------------------|--------------------|--------------------|--------------------|---------------------|---------------------|
| | Murder | Rape | Aggravated Assault | Robbery | Larceny | Burglary | Motor Vehicle Theft | Total |
| Medical Care | \$83,213 | \$907,229 | \$275,498 | \$65,977 | \$0 | \$0 | \$0 | \$1,331,917 |
| Future Earnings (Lost Wages) | \$2,755,707 | \$566,067 | \$194,723 | \$67,994 | \$36,276 | \$20,295 | \$12,594 | \$3,653,656 |
| Public Services | \$8,537 | \$79,616 | \$59,500 | \$17,377 | \$609,426 | \$275,518 | \$34,129 | \$1,084,104 |
| Adjudication & Sanctioning | \$1,183,110 | \$2,487,141 | \$2,107,551 | \$242,657 | \$2,814,578 | \$476,615 | \$225,315 | \$9,536,968 |
| Property Damage and Loss | \$524 | \$15,823 | \$12,433 | \$49,042 | \$1,290,738 | \$1,570,871 | \$813,946 | \$3,753,376 |
| Subtotal (Monetary Cost) | \$4,031,092 | \$4,055,876 | \$2,649,706 | \$443,047 | \$4,751,018 | \$2,343,299 | \$1,085,984 | \$19,360,021 |
| Quality of Life | \$17,835,332 | \$36,419,071 | \$2,944,961 | \$1,026,659 | \$899,833 | \$394,693 | \$74,271 | \$59,594,821 |
| Total (Comprehensive Costs) | \$21,866,424 | \$40,474,947 | \$5,594,667 | \$1,469,706 | \$5,650,851 | \$2,737,992 | \$1,160,256 | \$78,954,842 |

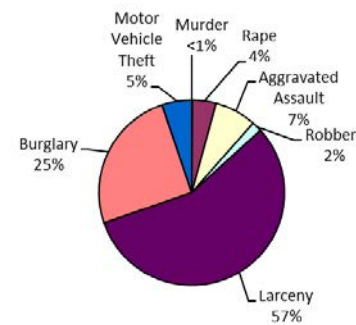
Traffic Crash Casualties



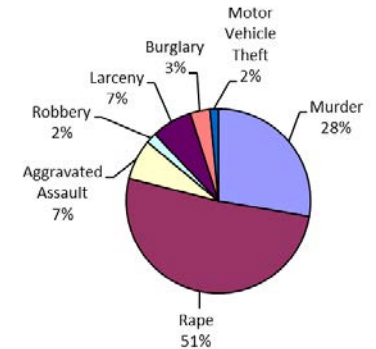
Traffic Crash Costs



Index Crimes



Index Crime Costs

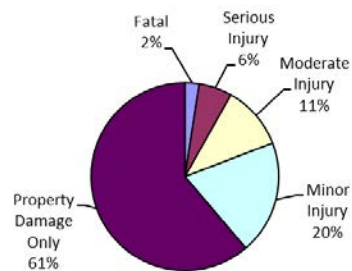


Monroe County

Alcohol-Involved Crashes

| Crash Casualty Severity | Crash Casualties | Crash Costs |
|--------------------------------|------------------|---------------------|
| Fatal | 6 | \$53,252,348 |
| Serious Injury | 14 | \$8,186,604 |
| Moderate Injury | 27 | \$4,603,234 |
| Minor Injury | 48 | \$4,131,575 |
| Property Damage Only | 150 | \$686,757 |
| Total | 245 | \$70,860,518 |
| Average cost of crash casualty | | \$289,227 |

Crash Casualties



Crash Costs

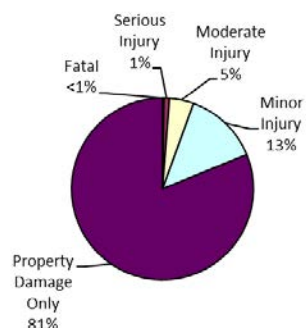


| Costs of Alcohol-Involved Crashes in Monroe County (2015 dollars) | | | | | | |
|---|---------------------|--------------------|--------------------|--------------------|----------------------|---------------------|
| | Fatal | Serious Injury | Moderate Injury | Minor Injury | Property Damage Only | Total |
| Medical Care | \$71,584 | \$766,218 | \$373,151 | \$507,120 | \$46,002 | \$1,764,075 |
| Future Earnings (Lost Wages) | \$7,222,404 | \$1,186,121 | \$690,779 | \$762,946 | \$51,234 | \$9,913,484 |
| Public Services | \$5,400 | \$5,447 | \$4,685 | \$5,274 | \$4,349 | \$25,156 |
| Adjudication & Sanctioning | \$637,538 | \$180,538 | \$94,667 | \$104,359 | \$7,197 | \$1,024,299 |
| Property Damage & Loss | \$138,916 | \$158,055 | \$201,083 | \$300,795 | \$411,050 | \$1,209,898 |
| Subtotal (Monetary Cost) | \$8,075,843 | \$2,296,379 | \$1,364,365 | \$1,680,494 | \$519,831 | \$13,936,912 |
| Quality of Life | \$45,176,506 | \$5,890,225 | \$3,238,869 | \$2,451,081 | \$166,926 | \$56,923,606 |
| Total (Comprehensive Cost) | \$53,252,348 | \$8,186,604 | \$4,603,234 | \$4,131,575 | \$686,757 | \$70,860,518 |

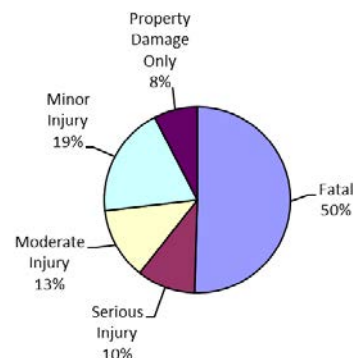
Monroe County Teen Driver Crashes

| Crash Casualty Severity | Crash Casualties | Crash Costs |
|--------------------------------|------------------|--------------|
| Fatal | 3 | \$26,626,174 |
| Serious Injury | 11 | \$5,361,288 |
| Moderate Injury | 49 | \$6,612,219 |
| Minor Injury | 151 | \$10,147,247 |
| Property Damage Only | 922 | \$4,008,341 |
| Total | 1,136 | \$52,755,269 |
| Average cost of crash casualty | | \$46,439 |

Crash Casualties



Crash Costs



| Costs of Teen Driver Crashes in Monroe County (2015 dollars) | | | | | | |
|--|---------------------|--------------------|--------------------|---------------------|----------------------|---------------------|
| | Fatal | Serious Injury | Moderate Injury | Minor Injury | Property Damage Only | Total |
| Medical Care | \$35,792 | \$289,655 | \$308,480 | \$866,659 | \$239,934 | \$1,740,521 |
| Future Earnings (Lost Wages) | \$3,611,202 | \$442,286 | \$569,567 | \$1,306,586 | \$274,615 | \$6,204,256 |
| Public Services | \$2,700 | \$1,916 | \$3,752 | \$8,754 | \$20,198 | \$37,319 |
| Adjudication & Sanctioning | \$318,769 | \$93,922 | \$82,354 | \$169,505 | \$16,307 | \$680,859 |
| Property Damage & Loss | \$69,458 | \$70,289 | \$191,434 | \$578,589 | \$2,489,181 | \$3,398,951 |
| Subtotal (Monetary Cost) | \$4,037,921 | \$898,068 | \$1,155,588 | \$2,930,093 | \$3,040,236 | \$12,061,906 |
| Quality of Life | \$22,588,253 | \$4,463,221 | \$5,456,631 | \$7,217,154 | \$968,106 | \$40,693,364 |
| Total (Comprehensive Cost) | \$26,626,174 | \$5,361,288 | \$6,612,219 | \$10,147,247 | \$4,008,341 | \$52,755,269 |

Monroe County Motorcycle Crashes

| Injury Severity | Motorcyclist Crash Victims | Motorcyclist Victim Costs |
|--------------------------------|-------------------------------|------------------------------|
| Fatal | 3 | \$26,447,770 |
| Serious Injury | 5 | \$2,554,433 |
| Moderate Injury | 15 | \$1,782,142 |
| Minor Injury | 14 | \$1,567,642 |
| Property Damage Only | 26 | \$103,637 |
| Total | 63 | \$32,455,623 |
| Average cost of crash casualty | \$515,169 | |

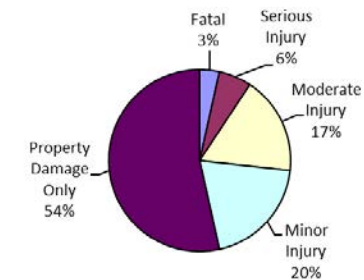
| Injury Severity | Non-motorcyclist Crash Victims | Non-motorcyclist Victim Costs |
|--------------------------------|-----------------------------------|----------------------------------|
| Fatal | 0 | \$0 |
| Serious Injury | 0 | \$0 |
| Moderate Injury | 0 | \$0 |
| Minor Injury | 3 | \$201,601 |
| Property Damage Only | 20 | \$56,688 |
| Total | 23 | \$258,289 |
| Average cost of crash casualty | \$11,230 | |

| Motorcyclist Victim Costs in Motorcycle Crashes in Monroe County (2015 dollars) | | | | | | |
|---|--------------|----------------|-----------------|--------------|----------------------|--------------|
| | Fatal | Serious Injury | Moderate Injury | Minor Injury | Property Damage Only | Total |
| Medical Care | \$35,792 | \$208,889 | \$135,551 | \$120,486 | \$3,597 | \$504,316 |
| Future Earnings (Lost Wages) | \$3,628,449 | \$306,138 | \$228,595 | \$198,449 | \$5,699 | \$4,367,330 |
| Public Services | \$2,365 | \$1,768 | \$2,589 | \$2,298 | \$1,565 | \$10,585 |
| Adjudication & Sanctioning | \$318,770 | \$47,510 | \$40,061 | \$34,945 | \$4,825 | \$446,112 |
| Property Damage & Loss | \$38,853 | \$49,279 | \$117,590 | \$105,940 | \$60,760 | \$372,422 |
| Subtotal (Monetary Cost) | \$4,024,230 | \$613,584 | \$524,386 | \$462,119 | \$76,446 | \$5,700,764 |
| Quality of Life | \$22,423,540 | \$1,940,849 | \$1,257,756 | \$1,105,524 | \$27,191 | \$26,754,859 |
| Total (Comprehensive Cost) | \$26,447,770 | \$2,554,433 | \$1,782,142 | \$1,567,642 | \$103,637 | \$32,455,623 |

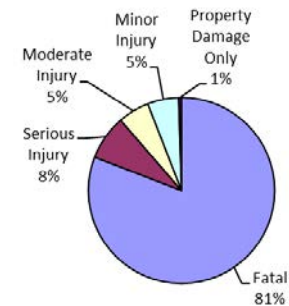
| Non-motorcyclist Victim Costs in Motorcycle Crashes in Monroe County (2015 dollars) | | | | | | |
|---|-------|----------------|-----------------|--------------|----------------------|-----------|
| | Fatal | Serious Injury | Moderate Injury | Minor Injury | Property Damage Only | Total |
| Medical Care | \$0 | \$0 | \$0 | \$17,218 | \$0 | \$17,218 |
| Future Earnings (Lost Wages) | \$0 | \$0 | \$0 | \$25,959 | \$1,769 | \$27,728 |
| Public Services | \$0 | \$0 | \$0 | \$174 | \$419 | \$593 |
| Adjudication & Sanctioning | \$0 | \$0 | \$0 | \$3,368 | \$0 | \$3,368 |
| Property Damage & Loss | \$0 | \$0 | \$0 | \$11,495 | \$54,500 | \$65,995 |
| Subtotal (Monetary Cost) | \$0 | \$0 | \$0 | \$58,214 | \$56,688 | \$114,902 |
| Quality of Life | \$0 | \$0 | \$0 | \$143,387 | \$0 | \$143,387 |
| Total (Comprehensive Cost) | \$0 | \$0 | \$0 | \$201,601 | \$56,688 | \$258,289 |

| Costs of Motorcycle Crashes in Monroe County (2015 dollars) | | | | | | |
|---|--------------|----------------|-----------------|--------------|----------------------|--------------|
| | Fatal | Serious Injury | Moderate Injury | Minor Injury | Property Damage Only | Total |
| Medical Care | \$35,792 | \$208,889 | \$135,551 | \$137,704 | \$3,597 | \$521,534 |
| Future Earnings (Lost Wages) | \$3,628,449 | \$306,138 | \$228,595 | \$224,408 | \$7,468 | \$4,395,058 |
| Public Services | \$2,365 | \$1,768 | \$2,589 | \$2,472 | \$1,984 | \$11,178 |
| Adjudication & Sanctioning | \$318,770 | \$47,510 | \$40,061 | \$38,313 | \$4,825 | \$449,479 |
| Property Damage & Loss | \$38,853 | \$49,279 | \$117,590 | \$117,435 | \$115,260 | \$438,417 |
| Subtotal (Monetary Cost) | \$4,024,230 | \$613,584 | \$524,386 | \$520,333 | \$133,134 | \$5,815,666 |
| Quality of Life | \$22,423,540 | \$1,940,849 | \$1,257,756 | \$1,248,911 | \$27,191 | \$26,898,246 |
| Total (Comprehensive Cost) | \$26,447,770 | \$2,554,433 | \$1,782,142 | \$1,769,243 | \$160,325 | \$32,713,913 |

Motorcycle Crash Casualties



Motorcycle Crash Costs

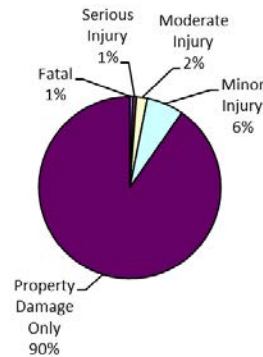


Monroe County

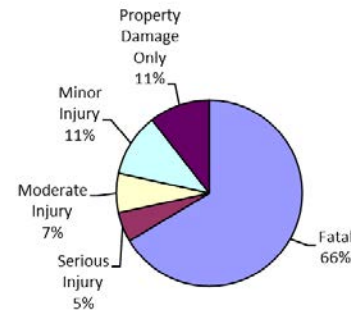
Medium/Large Truck Crashes

| Crash Casualty Severity | Crash Casualties | Crash Costs |
|--------------------------------|------------------|--------------|
| Fatal | 3 | \$26,651,807 |
| Serious Injury | 3 | \$2,077,881 |
| Moderate Injury | 10 | \$2,750,310 |
| Minor Injury | 34 | \$4,403,136 |
| Property Damage Only | 467 | \$4,235,690 |
| Total | 517 | \$40,118,824 |
| Average cost of crash casualty | \$77,599 | |

Crash Casualties



Crash Costs



| Costs of Medium/Large Truck Crashes in Monroe County (2015 dollars) | | | | | | |
|---|---------------------|--------------------|--------------------|--------------------|----------------------|---------------------|
| | Fatal | Serious Injury | Moderate Injury | Minor Injury | Property Damage Only | Total |
| Medical Care | \$35,792 | \$125,241 | \$178,050 | \$277,610 | \$174,658 | \$791,351 |
| Future Earnings (Lost Wages) | \$3,611,202 | \$357,702 | \$510,440 | \$740,792 | \$1,274,910 | \$6,495,046 |
| Public Services | \$2,700 | \$966 | \$1,760 | \$6,562 | \$21,949 | \$33,937 |
| Adjudication & Sanctioning | \$318,769 | \$48,348 | \$68,920 | \$101,966 | \$145,237 | \$683,240 |
| Property Damage & Loss | \$95,091 | \$37,665 | \$93,200 | \$228,106 | \$1,587,333 | \$2,041,395 |
| Subtotal (Monetary Cost) | \$4,063,555 | \$569,922 | \$852,370 | \$1,355,036 | \$3,204,087 | \$10,044,970 |
| Quality of Life | \$22,588,253 | \$1,507,959 | \$1,897,940 | \$3,048,100 | \$1,031,603 | \$30,073,855 |
| Total (Comprehensive Cost) | \$26,651,807 | \$2,077,881 | \$2,750,310 | \$4,403,136 | \$4,235,690 | \$40,118,824 |

Montcalm County Traffic Crashes and Crime

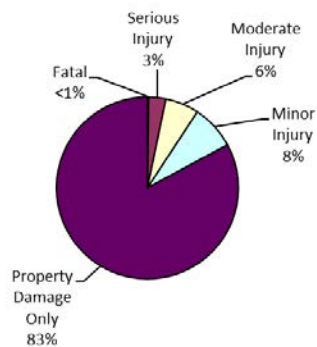
| Traffic Crash Casualty Severity | Traffic Crash Casualties | Traffic Crash Costs |
|--|--------------------------|---------------------|
| Fatal | 6 | \$53,252,348 |
| Serious Injury | 81 | \$39,478,577 |
| Moderate Injury | 159 | \$21,455,976 |
| Minor Injury | 210 | \$14,112,065 |
| Property Damage Only | 2,203 | \$9,577,415 |
| Total | 2,659 | \$137,876,380 |
| Average cost of traffic crash casualty | \$51,853 | |

| Index Crime Category | Number of Index Crimes | Index Crime Costs |
|-----------------------------|------------------------|-------------------|
| Murder | 1 | \$7,288,808 |
| Rape | 84 | \$33,662,332 |
| Aggravated Assault | 99 | \$3,111,640 |
| Robbery | 3 | \$102,538 |
| Larceny | 519 | \$2,122,136 |
| Burglary | 205 | \$914,150 |
| Motor Vehicle Theft | 40 | \$365,435 |
| Total | 951 | \$47,567,039 |
| Average cost of index crime | \$50,018 | |

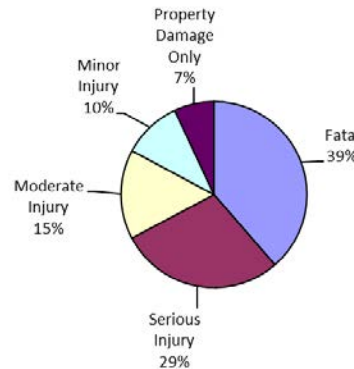
| Costs of Traffic Crashes in Montcalm County (2015 dollars) | | | | | | |
|--|---------------------|---------------------|---------------------|---------------------|----------------------|----------------------|
| | Fatal | Serious Injury | Moderate Injury | Minor Injury | Property Damage Only | Total |
| Medical Care | \$71,584 | \$2,132,916 | \$1,000,987 | \$1,205,287 | \$573,292 | \$4,984,067 |
| Future Earnings (Lost Wages) | \$7,222,404 | \$3,256,831 | \$1,848,187 | \$1,817,106 | \$656,156 | \$14,800,685 |
| Public Services | \$5,400 | \$14,105 | \$12,175 | \$12,174 | \$48,260 | \$92,115 |
| Adjudication & Sanctioning | \$637,538 | \$691,611 | \$267,232 | \$235,736 | \$38,965 | \$1,871,081 |
| Property Damage & Loss | \$138,916 | \$517,581 | \$621,184 | \$804,660 | \$5,947,577 | \$8,029,919 |
| Subtotal (Monetary Cost) | \$8,075,843 | \$6,613,044 | \$3,749,766 | \$4,074,963 | \$7,264,251 | \$29,777,866 |
| Quality of Life | \$45,176,506 | \$32,865,533 | \$17,706,210 | \$10,037,101 | \$2,313,164 | \$108,098,514 |
| Total (Comprehensive Cost) | \$53,252,348 | \$39,478,577 | \$21,455,976 | \$14,112,065 | \$9,577,415 | \$137,876,380 |

| Costs of Index Crimes in Montcalm County (2015 dollars) | | | | | | | | |
|---|--------------------|---------------------|--------------------|------------------|--------------------|------------------|---------------------|---------------------|
| | Murder | Rape | Aggravated Assault | Robbery | Larceny | Burglary | Motor Vehicle Theft | Total |
| Medical Care | \$27,738 | \$754,527 | \$153,226 | \$4,603 | \$0 | \$0 | \$0 | \$940,094 |
| Future Earnings (Lost Wages) | \$918,569 | \$470,788 | \$108,301 | \$4,744 | \$13,623 | \$6,776 | \$3,966 | \$1,526,768 |
| Public Services | \$2,846 | \$66,216 | \$33,093 | \$1,212 | \$228,866 | \$91,989 | \$10,749 | \$434,970 |
| Adjudication & Sanctioning | \$394,370 | \$2,068,514 | \$1,172,177 | \$16,930 | \$1,056,994 | \$159,130 | \$70,965 | \$4,939,081 |
| Property Damage and Loss | \$175 | \$13,159 | \$6,915 | \$3,422 | \$484,727 | \$524,476 | \$256,361 | \$1,289,235 |
| Subtotal (Monetary Cost) | \$1,343,697 | \$3,373,203 | \$1,473,713 | \$30,910 | \$1,784,210 | \$782,372 | \$342,042 | \$9,130,148 |
| Quality of Life | \$5,945,111 | \$30,289,128 | \$1,637,928 | \$71,627 | \$337,926 | \$131,779 | \$23,393 | \$38,436,891 |
| Total (Comprehensive Costs) | \$7,288,808 | \$33,662,332 | \$3,111,640 | \$102,538 | \$2,122,136 | \$914,150 | \$365,435 | \$47,567,039 |

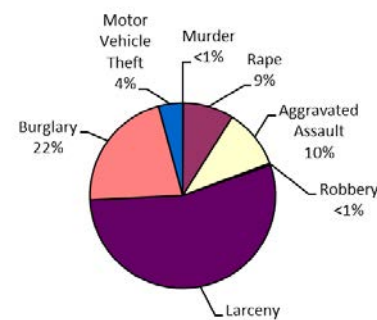
Traffic Crash Casualties



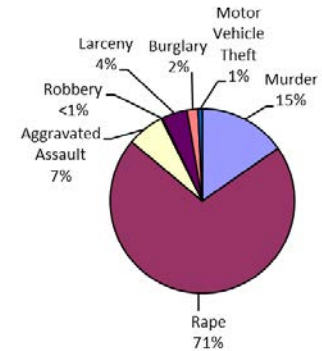
Traffic Crash Costs



Index Crimes



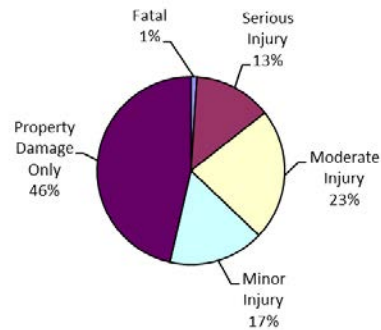
Index Crime Costs



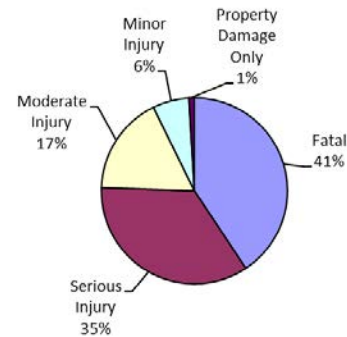
Montcalm County Alcohol-Involved Crashes

| Crash Casualty Severity | Crash Casualties | Crash Costs |
|--------------------------------|------------------|--------------|
| Fatal | 1 | \$8,875,391 |
| Serious Injury | 13 | \$7,601,846 |
| Moderate Injury | 22 | \$3,750,783 |
| Minor Injury | 16 | \$1,377,192 |
| Property Damage Only | 45 | \$206,027 |
| Total | 97 | \$21,811,240 |
| Average cost of crash casualty | \$224,858 | |

Crash Casualties



Crash Costs

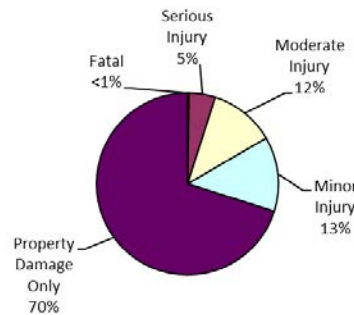


| Costs of Alcohol-Involved Crashes in Montcalm County (2015 dollars) | | | | | | |
|---|--------------------|--------------------|--------------------|--------------------|----------------------|---------------------|
| | Fatal | Serious Injury | Moderate Injury | Minor Injury | Property Damage Only | Total |
| Medical Care | \$11,931 | \$711,489 | \$304,049 | \$169,040 | \$13,800 | \$1,210,309 |
| Future Earnings (Lost Wages) | \$1,203,734 | \$1,101,398 | \$562,857 | \$254,315 | \$15,370 | \$3,137,674 |
| Public Services | \$900 | \$5,058 | \$3,818 | \$1,758 | \$1,305 | \$12,839 |
| Adjudication & Sanctioning | \$106,256 | \$167,643 | \$77,136 | \$34,786 | \$2,159 | \$387,980 |
| Property Damage & Loss | \$23,153 | \$146,765 | \$163,846 | \$100,265 | \$123,315 | \$557,343 |
| Subtotal (Monetary Cost) | \$1,345,974 | \$2,132,352 | \$1,111,705 | \$560,165 | \$155,949 | \$5,306,145 |
| Quality of Life | \$7,529,418 | \$5,469,494 | \$2,639,078 | \$817,027 | \$50,078 | \$16,505,095 |
| Total (Comprehensive Cost) | \$8,875,391 | \$7,601,846 | \$3,750,783 | \$1,377,192 | \$206,027 | \$21,811,240 |

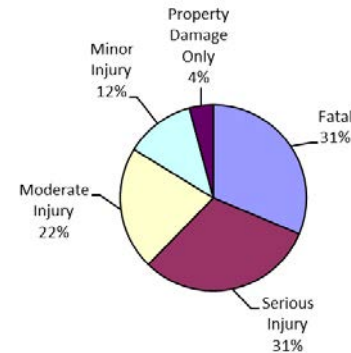
Montcalm County Teen Driver Crashes

| Crash Casualty Severity | Crash Casualties | Crash Costs |
|--------------------------------|------------------|--------------|
| Fatal | 1 | \$8,875,391 |
| Serious Injury | 18 | \$8,773,017 |
| Moderate Injury | 45 | \$6,072,446 |
| Minor Injury | 51 | \$3,427,216 |
| Property Damage Only | 270 | \$1,173,809 |
| Total | 385 | \$28,321,879 |
| Average cost of crash casualty | | \$73,563 |

Crash Casualties



Crash Costs



| Costs of Teen Driver Crashes in Montcalm County (2015 dollars) | | | | | | |
|--|--------------------|--------------------|--------------------|--------------------|----------------------|---------------------|
| | Fatal | Serious Injury | Moderate Injury | Minor Injury | Property Damage Only | Total |
| Medical Care | \$11,931 | \$473,981 | \$283,298 | \$292,713 | \$70,263 | \$1,132,186 |
| Future Earnings (Lost Wages) | \$1,203,734 | \$723,740 | \$523,072 | \$441,297 | \$80,419 | \$2,972,262 |
| Public Services | \$900 | \$3,135 | \$3,446 | \$2,957 | \$5,915 | \$16,352 |
| Adjudication & Sanctioning | \$106,256 | \$153,691 | \$75,632 | \$57,250 | \$4,776 | \$397,605 |
| Property Damage & Loss | \$23,153 | \$115,018 | \$175,807 | \$195,417 | \$728,936 | \$1,238,331 |
| Subtotal (Monetary Cost) | \$1,345,974 | \$1,469,565 | \$1,061,254 | \$989,634 | \$890,308 | \$5,756,735 |
| Quality of Life | \$7,529,418 | \$7,303,452 | \$5,011,192 | \$2,437,582 | \$283,502 | \$22,565,144 |
| Total (Comprehensive Cost) | \$8,875,391 | \$8,773,017 | \$6,072,446 | \$3,427,216 | \$1,173,809 | \$28,321,879 |

Montcalm County Motorcycle Crashes

| Injury Severity | Motorcyclist Crash Victims | Motorcyclist Victim Costs |
|--------------------------------|-------------------------------|------------------------------|
| Fatal | 2 | \$17,631,846 |
| Serious Injury | 12 | \$6,130,638 |
| Moderate Injury | 6 | \$712,857 |
| Minor Injury | 3 | \$335,923 |
| Property Damage Only | 5 | \$19,930 |
| Total | 28 | \$24,831,195 |
| Average cost of crash casualty | \$886,828 | |

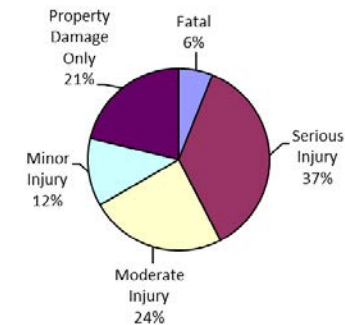
| Injury Severity | Non-motorcyclist Crash Victims | Non-motorcyclist Victim Costs |
|--------------------------------|-----------------------------------|----------------------------------|
| Fatal | 0 | \$0 |
| Serious Injury | 0 | \$0 |
| Moderate Injury | 2 | \$269,886 |
| Minor Injury | 1 | \$67,200 |
| Property Damage Only | 2 | \$5,669 |
| Total | 5 | \$342,756 |
| Average cost of crash casualty | \$68,551 | |

| Motorcyclist Victim Costs in Motorcycle Crashes in Montcalm County (2015 dollars) | | | | | | |
|---|--------------|----------------|-----------------|--------------|----------------------|--------------|
| | Fatal | Serious Injury | Moderate Injury | Minor Injury | Property Damage Only | Total |
| Medical Care | \$23,861 | \$501,334 | \$54,220 | \$25,818 | \$692 | \$605,926 |
| Future Earnings (Lost Wages) | \$2,418,966 | \$734,731 | \$91,438 | \$42,525 | \$1,096 | \$3,288,756 |
| Public Services | \$1,577 | \$4,243 | \$1,036 | \$493 | \$301 | \$7,648 |
| Adjudication & Sanctioning | \$212,514 | \$114,023 | \$16,024 | \$7,488 | \$928 | \$350,977 |
| Property Damage & Loss | \$25,902 | \$118,270 | \$47,036 | \$22,701 | \$11,685 | \$225,595 |
| Subtotal (Monetary Cost) | \$2,682,820 | \$1,472,601 | \$209,754 | \$99,025 | \$14,701 | \$4,478,902 |
| Quality of Life | \$14,949,027 | \$4,658,037 | \$503,103 | \$236,898 | \$5,229 | \$20,352,293 |
| Total (Comprehensive Cost) | \$17,631,846 | \$6,130,638 | \$712,857 | \$335,923 | \$19,930 | \$24,831,195 |

| Non-motorcyclist Victim Costs in Motorcycle Crashes in Montcalm County (2015 dollars) | | | | | | |
|---|-------|----------------|-----------------|--------------|----------------------|-----------|
| | Fatal | Serious Injury | Moderate Injury | Minor Injury | Property Damage Only | Total |
| Medical Care | \$0 | \$0 | \$12,591 | \$5,739 | \$0 | \$18,330 |
| Future Earnings (Lost Wages) | \$0 | \$0 | \$23,248 | \$8,653 | \$177 | \$32,077 |
| Public Services | \$0 | \$0 | \$153 | \$58 | \$42 | \$253 |
| Adjudication & Sanctioning | \$0 | \$0 | \$3,361 | \$1,123 | \$0 | \$4,484 |
| Property Damage & Loss | \$0 | \$0 | \$7,814 | \$3,832 | \$5,450 | \$17,095 |
| Subtotal (Monetary Cost) | \$0 | \$0 | \$47,167 | \$19,405 | \$5,669 | \$72,240 |
| Quality of Life | \$0 | \$0 | \$222,720 | \$47,796 | \$0 | \$270,515 |
| Total (Comprehensive Cost) | \$0 | \$0 | \$269,886 | \$67,200 | \$5,669 | \$342,756 |

| Costs of Motorcycle Crashes in Montcalm County (2015 dollars) | | | | | | |
|---|--------------|----------------|-----------------|--------------|----------------------|--------------|
| | Fatal | Serious Injury | Moderate Injury | Minor Injury | Property Damage Only | Total |
| Medical Care | \$23,861 | \$501,334 | \$66,811 | \$31,558 | \$692 | \$624,257 |
| Future Earnings (Lost Wages) | \$2,418,966 | \$734,731 | \$114,686 | \$51,178 | \$1,273 | \$3,320,833 |
| Public Services | \$1,577 | \$4,243 | \$1,189 | \$551 | \$343 | \$7,901 |
| Adjudication & Sanctioning | \$212,514 | \$114,023 | \$19,386 | \$8,611 | \$928 | \$355,461 |
| Property Damage & Loss | \$25,902 | \$118,270 | \$54,850 | \$26,533 | \$17,135 | \$242,690 |
| Subtotal (Monetary Cost) | \$2,682,820 | \$1,472,601 | \$256,921 | \$118,430 | \$20,370 | \$4,551,143 |
| Quality of Life | \$14,949,027 | \$4,658,037 | \$725,822 | \$284,694 | \$5,229 | \$20,622,808 |
| Total (Comprehensive Cost) | \$17,631,846 | \$6,130,638 | \$982,743 | \$403,124 | \$25,599 | \$25,173,951 |

Motorcycle Crash Casualties



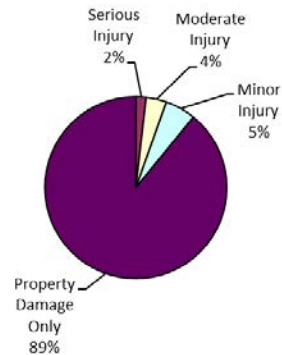
Motorcycle Crash Costs



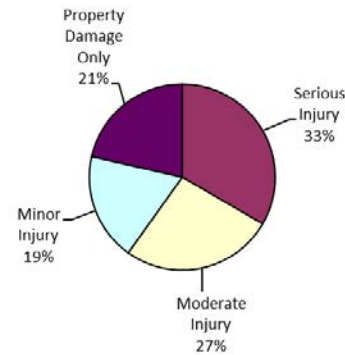
Montcalm County Medium/Large Truck Crashes

| Crash Casualty Severity | Crash Casualties | Crash Costs |
|--------------------------------|------------------|-------------|
| Fatal | 0 | \$0 |
| Serious Injury | 1 | \$692,627 |
| Moderate Injury | 2 | \$550,062 |
| Minor Injury | 3 | \$388,512 |
| Property Damage Only | 49 | \$444,430 |
| Total | 55 | \$2,075,631 |
| Average cost of crash casualty | | \$37,739 |

Crash Casualties



Crash Costs



| Costs of Medium/Large Truck Crashes in Montcalm County (2015 dollars) | | | | | | |
|---|------------|------------------|------------------|------------------|----------------------|--------------------|
| | Fatal | Serious Injury | Moderate Injury | Minor Injury | Property Damage Only | Total |
| Medical Care | \$0 | \$41,747 | \$35,610 | \$24,495 | \$18,326 | \$120,178 |
| Future Earnings (Lost Wages) | \$0 | \$119,234 | \$102,088 | \$65,364 | \$133,770 | \$420,456 |
| Public Services | \$0 | \$322 | \$352 | \$579 | \$2,303 | \$3,556 |
| Adjudication & Sanctioning | \$0 | \$16,116 | \$13,784 | \$8,997 | \$15,239 | \$54,136 |
| Property Damage & Loss | \$0 | \$12,555 | \$18,640 | \$20,127 | \$166,551 | \$217,873 |
| Subtotal (Monetary Cost) | \$0 | \$189,974 | \$170,474 | \$119,562 | \$336,189 | \$816,199 |
| Quality of Life | \$0 | \$502,653 | \$379,588 | \$268,950 | \$108,241 | \$1,259,432 |
| Total (Comprehensive Cost) | \$0 | \$692,627 | \$550,062 | \$388,512 | \$444,430 | \$2,075,631 |

Montmorency County Traffic Crashes and Crime

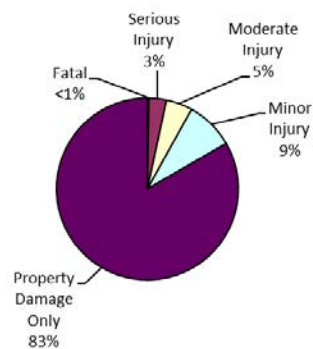
| Traffic Crash Casualty Severity | Traffic Crash Casualties | Traffic Crash Costs |
|--|--------------------------|---------------------|
| Fatal | 1 | \$8,875,391 |
| Serious Injury | 12 | \$5,848,678 |
| Moderate Injury | 18 | \$2,428,978 |
| Minor Injury | 33 | \$2,217,610 |
| Property Damage Only | 320 | \$1,391,181 |
| Total | 384 | \$20,761,839 |
| Average cost of traffic crash casualty | | \$54,067 |

| Index Crime Category | Number of Index Crimes | Index Crime Costs |
|-----------------------------|------------------------|-------------------|
| Murder | 1 | \$7,288,808 |
| Rape | 3 | \$1,202,226 |
| Aggravated Assault | 5 | \$157,154 |
| Robbery | 0 | \$0 |
| Larceny | 18 | \$73,600 |
| Burglary | 8 | \$35,674 |
| Motor Vehicle Theft | 4 | \$36,543 |
| Total | 39 | \$8,794,005 |
| Average cost of index crime | | \$225,487 |

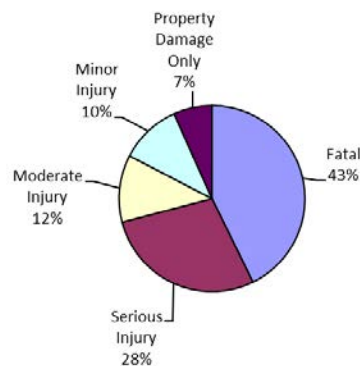
| Costs of Traffic Crashes in Montmorency County (2015 dollars) | | | | | | |
|---|--------------------|--------------------|--------------------|--------------------|----------------------|---------------------|
| | Fatal | Serious Injury | Moderate Injury | Minor Injury | Property Damage Only | Total |
| Medical Care | \$11,931 | \$315,987 | \$113,319 | \$189,402 | \$83,274 | \$713,914 |
| Future Earnings (Lost Wages) | \$1,203,734 | \$482,494 | \$209,229 | \$285,545 | \$95,311 | \$2,276,313 |
| Public Services | \$900 | \$2,090 | \$1,378 | \$1,913 | \$7,010 | \$13,291 |
| Adjudication & Sanctioning | \$106,256 | \$102,461 | \$30,253 | \$37,044 | \$5,660 | \$281,674 |
| Property Damage & Loss | \$23,153 | \$76,679 | \$70,323 | \$126,447 | \$863,924 | \$1,160,525 |
| Subtotal (Monetary Cost) | \$1,345,974 | \$979,710 | \$424,502 | \$640,351 | \$1,055,179 | \$4,445,717 |
| Quality of Life | \$7,529,418 | \$4,868,968 | \$2,004,477 | \$1,577,259 | \$336,002 | \$16,316,123 |
| Total (Comprehensive Cost) | \$8,875,391 | \$5,848,678 | \$2,428,978 | \$2,217,610 | \$1,391,181 | \$20,761,839 |

| Costs of Index Crimes in Montmorency County (2015 dollars) | | | | | | | | |
|--|--------------------|--------------------|--------------------|------------|-----------------|-----------------|---------------------|--------------------|
| | Murder | Rape | Aggravated Assault | Robbery | Larceny | Burglary | Motor Vehicle Theft | Total |
| Medical Care | \$27,738 | \$26,947 | \$7,739 | \$0 | \$0 | \$0 | \$0 | \$62,424 |
| Future Earnings (Lost Wages) | \$918,569 | \$16,814 | \$5,470 | \$0 | \$472 | \$264 | \$397 | \$941,986 |
| Public Services | \$2,846 | \$2,365 | \$1,671 | \$0 | \$7,938 | \$3,590 | \$1,075 | \$19,484 |
| Adjudication & Sanctioning | \$394,370 | \$73,875 | \$59,201 | \$0 | \$36,659 | \$6,210 | \$7,097 | \$577,412 |
| Property Damage and Loss | \$175 | \$470 | \$349 | \$0 | \$16,811 | \$20,467 | \$25,636 | \$63,909 |
| Subtotal (Monetary Cost) | \$1,343,697 | \$120,472 | \$74,430 | \$0 | \$61,880 | \$30,532 | \$34,204 | \$1,665,215 |
| Quality of Life | \$5,945,111 | \$1,081,755 | \$82,724 | \$0 | \$11,720 | \$5,143 | \$2,339 | \$7,128,791 |
| Total (Comprehensive Costs) | \$7,288,808 | \$1,202,226 | \$157,154 | \$0 | \$73,600 | \$35,674 | \$36,543 | \$8,794,005 |

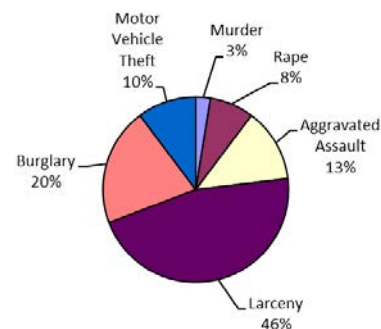
Traffic Crash Casualties



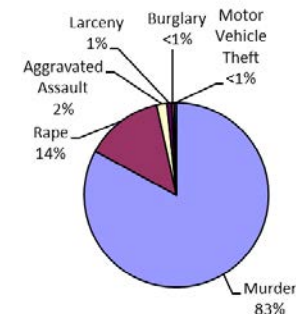
Traffic Crash Costs



Index Crimes



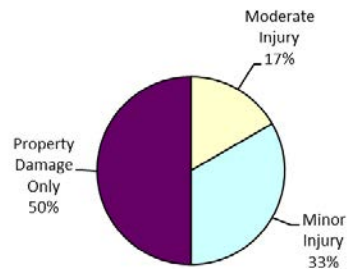
Index Crime Costs



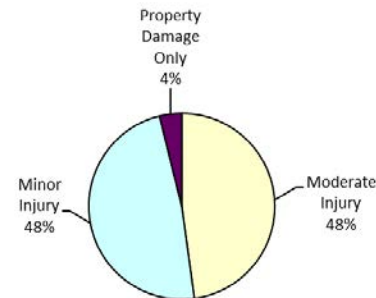
Montmorency County Alcohol-Involved Crashes

| Crash Casualty Severity | Crash Casualties | Crash Costs |
|--------------------------------|------------------|-------------|
| Fatal | 0 | \$0 |
| Serious Injury | 0 | \$0 |
| Moderate Injury | 1 | \$170,490 |
| Minor Injury | 2 | \$172,149 |
| Property Damage Only | 3 | \$13,735 |
| Total | 6 | \$356,374 |
| Average cost of crash casualty | \$59,396 | |

Crash Casualties



Crash Costs

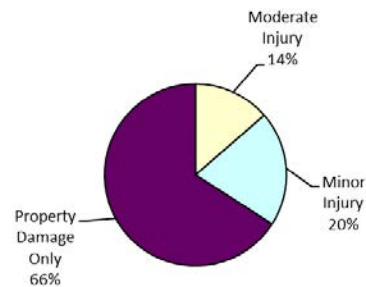


| Costs of Alcohol-Involved Crashes in Montmorency County (2015 dollars) | | | | | | |
|--|------------|----------------|------------------|------------------|----------------------|------------------|
| | Fatal | Serious Injury | Moderate Injury | Minor Injury | Property Damage Only | Total |
| Medical Care | \$0 | \$0 | \$13,820 | \$21,130 | \$920 | \$35,870 |
| Future Earnings (Lost Wages) | \$0 | \$0 | \$25,584 | \$31,789 | \$1,025 | \$58,398 |
| Public Services | \$0 | \$0 | \$174 | \$220 | \$87 | \$480 |
| Adjudication & Sanctioning | \$0 | \$0 | \$3,506 | \$4,348 | \$144 | \$7,998 |
| Property Damage & Loss | \$0 | \$0 | \$7,448 | \$12,533 | \$8,221 | \$28,202 |
| Subtotal (Monetary Cost) | \$0 | \$0 | \$50,532 | \$70,021 | \$10,397 | \$130,949 |
| Quality of Life | \$0 | \$0 | \$119,958 | \$102,128 | \$3,339 | \$225,425 |
| Total (Comprehensive Cost) | \$0 | \$0 | \$170,490 | \$172,149 | \$13,735 | \$356,374 |

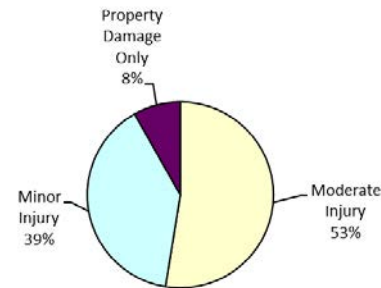
Montmorency County Teen Driver Crashes

| Crash Casualty Severity | Crash Casualties | Crash Costs |
|--------------------------------|------------------|-------------|
| Fatal | 0 | \$0 |
| Serious Injury | 0 | \$0 |
| Moderate Injury | 6 | \$809,659 |
| Minor Injury | 9 | \$604,803 |
| Property Damage Only | 29 | \$126,076 |
| Total | 44 | \$1,540,538 |
| Average cost of crash casualty | | \$35,012 |

Crash Casualties



Crash Costs



| Costs of Teen Driver Crashes in Montmorency County (2015 dollars) | | | | | | |
|---|------------|----------------|------------------|------------------|----------------------|--------------------|
| | Fatal | Serious Injury | Moderate Injury | Minor Injury | Property Damage Only | Total |
| Medical Care | \$0 | \$0 | \$37,773 | \$51,655 | \$7,547 | \$96,975 |
| Future Earnings (Lost Wages) | \$0 | \$0 | \$69,743 | \$77,876 | \$8,638 | \$156,256 |
| Public Services | \$0 | \$0 | \$459 | \$522 | \$635 | \$1,616 |
| Adjudication & Sanctioning | \$0 | \$0 | \$10,084 | \$10,103 | \$513 | \$20,700 |
| Property Damage & Loss | \$0 | \$0 | \$23,441 | \$34,485 | \$78,293 | \$136,219 |
| Subtotal (Monetary Cost) | \$0 | \$0 | \$141,501 | \$174,641 | \$95,626 | \$411,768 |
| Quality of Life | \$0 | \$0 | \$668,159 | \$430,161 | \$30,450 | \$1,128,771 |
| Total (Comprehensive Cost) | \$0 | \$0 | \$809,659 | \$604,803 | \$126,076 | \$1,540,538 |

Montmorency County Motorcycle Crashes

| Injury Severity | Motorcyclist Crash Victims | Motorcyclist Victim Costs |
|--------------------------------|-------------------------------|------------------------------|
| Fatal | 0 | \$0 |
| Serious Injury | 1 | \$510,887 |
| Moderate Injury | 3 | \$356,428 |
| Minor Injury | 0 | \$0 |
| Property Damage Only | 1 | \$3,986 |
| Total | 5 | \$871,301 |
| Average cost of crash casualty | | \$174,260 |

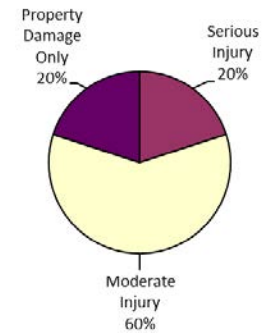
| Injury Severity | Non-motorcyclist Crash Victims | Non-motorcyclist Victim Costs |
|--------------------------------|-----------------------------------|----------------------------------|
| Fatal | 0 | \$0 |
| Serious Injury | 0 | \$0 |
| Moderate Injury | 0 | \$0 |
| Minor Injury | 0 | \$0 |
| Property Damage Only | 0 | \$0 |
| Total | 0 | \$0 |
| Average cost of crash casualty | | \$0 |

| Motorcyclist Victim Costs in Motorcycle Crashes in Montmorency County (2015 dollars) | | | | | | |
|--|-------|----------------|-----------------|--------------|----------------------|-----------|
| | Fatal | Serious Injury | Moderate Injury | Minor Injury | Property Damage Only | Total |
| Medical Care | \$0 | \$41,778 | \$27,110 | \$0 | \$138 | \$69,026 |
| Future Earnings (Lost Wages) | \$0 | \$61,228 | \$45,719 | \$0 | \$219 | \$107,166 |
| Public Services | \$0 | \$354 | \$518 | \$0 | \$60 | \$932 |
| Adjudication & Sanctioning | \$0 | \$9,502 | \$8,012 | \$0 | \$186 | \$17,700 |
| Property Damage & Loss | \$0 | \$9,856 | \$23,518 | \$0 | \$2,337 | \$35,711 |
| Subtotal (Monetary Cost) | \$0 | \$122,717 | \$104,877 | \$0 | \$2,940 | \$230,534 |
| Quality of Life | \$0 | \$388,170 | \$251,551 | \$0 | \$1,046 | \$640,767 |
| Total (Comprehensive Cost) | \$0 | \$510,887 | \$356,428 | \$0 | \$3,986 | \$871,301 |

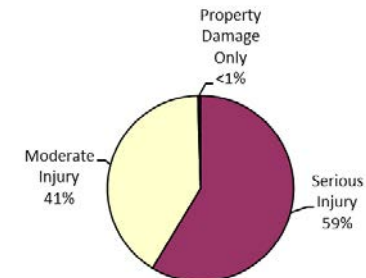
| Non-motorcyclist Victim Costs in Motorcycle Crashes in Montmorency County (2015 dollars) | | | | | | |
|--|-------|----------------|-----------------|--------------|----------------------|-------|
| | Fatal | Serious Injury | Moderate Injury | Minor Injury | Property Damage Only | Total |
| Medical Care | \$0 | \$0 | \$0 | \$0 | \$0 | \$0 |
| Future Earnings (Lost Wages) | \$0 | \$0 | \$0 | \$0 | \$0 | \$0 |
| Public Services | \$0 | \$0 | \$0 | \$0 | \$0 | \$0 |
| Adjudication & Sanctioning | \$0 | \$0 | \$0 | \$0 | \$0 | \$0 |
| Property Damage & Loss | \$0 | \$0 | \$0 | \$0 | \$0 | \$0 |
| Subtotal (Monetary Cost) | \$0 | \$0 | \$0 | \$0 | \$0 | \$0 |
| Quality of Life | \$0 | \$0 | \$0 | \$0 | \$0 | \$0 |
| Total (Comprehensive Cost) | \$0 | \$0 | \$0 | \$0 | \$0 | \$0 |

| Costs of Motorcycle Crashes in Montmorency County (2015 dollars) | | | | | | |
|--|-------|----------------|-----------------|--------------|----------------------|-----------|
| | Fatal | Serious Injury | Moderate Injury | Minor Injury | Property Damage Only | Total |
| Medical Care | \$0 | \$41,778 | \$27,110 | \$0 | \$138 | \$69,026 |
| Future Earnings (Lost Wages) | \$0 | \$61,228 | \$45,719 | \$0 | \$219 | \$107,166 |
| Public Services | \$0 | \$354 | \$518 | \$0 | \$60 | \$932 |
| Adjudication & Sanctioning | \$0 | \$9,502 | \$8,012 | \$0 | \$186 | \$17,700 |
| Property Damage & Loss | \$0 | \$9,856 | \$23,518 | \$0 | \$2,337 | \$35,711 |
| Subtotal (Monetary Cost) | \$0 | \$122,717 | \$104,877 | \$0 | \$2,940 | \$230,534 |
| Quality of Life | \$0 | \$388,170 | \$251,551 | \$0 | \$1,046 | \$640,767 |
| Total (Comprehensive Cost) | \$0 | \$510,887 | \$356,428 | \$0 | \$3,986 | \$871,301 |

Motorcycle Crash Casualties



Motorcycle Crash Costs

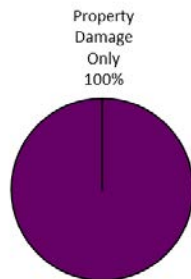


Montmorency County

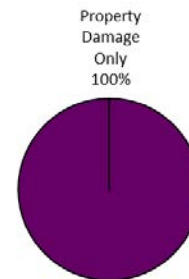
Medium/Large Truck Crashes

| Crash Casualty Severity | Crash Casualties | Crash Costs |
|--------------------------------|------------------|-------------|
| Fatal | 0 | \$0 |
| Serious Injury | 0 | \$0 |
| Moderate Injury | 0 | \$0 |
| Minor Injury | 0 | \$0 |
| Property Damage Only | 11 | \$99,770 |
| Total | 11 | \$99,770 |
| Average cost of crash casualty | | \$9,070 |

Crash Casualties



Crash Costs



| Costs of Medium/Large Truck Crashes in Montmorency County (2015 dollars) | | | | | | |
|--|-------|----------------|-----------------|--------------|----------------------|----------|
| | Fatal | Serious Injury | Moderate Injury | Minor Injury | Property Damage Only | Total |
| Medical Care | \$0 | \$0 | \$0 | \$0 | \$4,114 | \$4,114 |
| Future Earnings (Lost Wages) | \$0 | \$0 | \$0 | \$0 | \$30,030 | \$30,030 |
| Public Services | \$0 | \$0 | \$0 | \$0 | \$517 | \$517 |
| Adjudication & Sanctioning | \$0 | \$0 | \$0 | \$0 | \$3,421 | \$3,421 |
| Property Damage & Loss | \$0 | \$0 | \$0 | \$0 | \$37,389 | \$37,389 |
| Subtotal (Monetary Cost) | \$0 | \$0 | \$0 | \$0 | \$75,471 | \$75,471 |
| Quality of Life | \$0 | \$0 | \$0 | \$0 | \$24,299 | \$24,299 |
| Total (Comprehensive Cost) | \$0 | \$0 | \$0 | \$0 | \$99,770 | \$99,770 |

Muskegon County

Traffic Crashes and Crime

| Traffic Crash Casualty Severity | Traffic Crash Casualties | Traffic Crash Costs |
|--|--------------------------|---------------------|
| Fatal | 19 | \$168,632,437 |
| Serious Injury | 94 | \$45,814,645 |
| Moderate Injury | 390 | \$52,627,865 |
| Minor Injury | 742 | \$49,862,629 |
| Property Damage Only | 6,357 | \$27,636,688 |
| Total | 7,602 | \$344,574,263 |
| Average cost of traffic crash casualty | \$45,327 | |

| Index Crime Category | Number of Index Crimes | Index Crime Costs |
|-----------------------------|------------------------|-------------------|
| Murder | 8 | \$58,310,464 |
| Rape | 142 | \$56,905,371 |
| Aggravated Assault | 384 | \$12,069,393 |
| Robbery | 114 | \$3,896,430 |
| Larceny | 3,363 | \$13,750,949 |
| Burglary | 924 | \$4,120,366 |
| Motor Vehicle Theft | 275 | \$2,512,365 |
| Total | 5,210 | \$151,565,338 |
| Average cost of index crime | \$29,091 | |

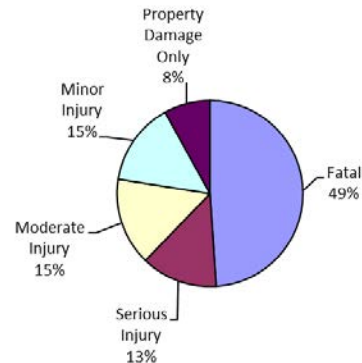
| Costs of Traffic Crashes in Muskegon County (2015 dollars) | | | | | | |
|--|----------------------|---------------------|---------------------|---------------------|----------------------|----------------------|
| | Fatal | Serious Injury | Moderate Injury | Minor Injury | Property Damage Only | Total |
| Medical Care | \$226,684 | \$2,475,235 | \$2,455,251 | \$4,258,681 | \$1,654,298 | \$11,070,151 |
| Future Earnings (Lost Wages) | \$22,870,947 | \$3,779,533 | \$4,533,289 | \$6,420,442 | \$1,893,411 | \$39,497,622 |
| Public Services | \$17,101 | \$16,369 | \$29,864 | \$43,015 | \$139,260 | \$245,608 |
| Adjudication & Sanctioning | \$2,018,870 | \$802,610 | \$655,474 | \$832,933 | \$112,437 | \$4,422,324 |
| Property Damage & Loss | \$439,900 | \$600,649 | \$1,523,660 | \$2,843,133 | \$17,162,392 | \$22,569,734 |
| Subtotal (Monetary Cost) | \$25,573,502 | \$7,674,397 | \$9,197,538 | \$14,398,204 | \$20,961,799 | \$77,805,440 |
| Quality of Life | \$143,058,934 | \$38,140,248 | \$43,430,327 | \$35,464,425 | \$6,674,889 | \$266,768,823 |
| Total (Comprehensive Cost) | \$168,632,437 | \$45,814,645 | \$52,627,865 | \$49,862,629 | \$27,636,688 | \$344,574,263 |

| Costs of Index Crimes in Muskegon County (2015 dollars) | | | | | | | | |
|---|---------------------|---------------------|---------------------|--------------------|---------------------|--------------------|---------------------|----------------------|
| | Murder | Rape | Aggravated Assault | Robbery | Larceny | Burglary | Motor Vehicle Theft | Total |
| Medical Care | \$221,902 | \$1,275,510 | \$594,333 | \$174,915 | \$0 | \$0 | \$0 | \$2,266,660 |
| Future Earnings (Lost Wages) | \$7,348,552 | \$795,856 | \$420,077 | \$180,263 | \$88,275 | \$30,542 | \$27,270 | \$8,890,835 |
| Public Services | \$22,766 | \$111,936 | \$128,360 | \$46,070 | \$1,482,996 | \$414,623 | \$73,902 | \$2,280,652 |
| Adjudication & Sanctioning | \$3,154,961 | \$3,496,773 | \$4,546,627 | \$643,323 | \$6,849,078 | \$717,252 | \$487,887 | \$19,895,901 |
| Property Damage and Loss | \$1,397 | \$22,245 | \$26,822 | \$130,019 | \$3,140,920 | \$2,363,982 | \$1,762,482 | \$7,447,866 |
| Subtotal (Monetary Cost) | \$10,749,578 | \$5,702,320 | \$5,716,219 | \$1,174,589 | \$11,561,269 | \$3,526,398 | \$2,351,541 | \$40,781,914 |
| Quality of Life | \$47,560,886 | \$51,203,050 | \$6,353,175 | \$2,721,841 | \$2,189,680 | \$593,968 | \$160,824 | \$110,783,424 |
| Total (Comprehensive Costs) | \$58,310,464 | \$56,905,371 | \$12,069,393 | \$3,896,430 | \$13,750,949 | \$4,120,366 | \$2,512,365 | \$151,565,338 |

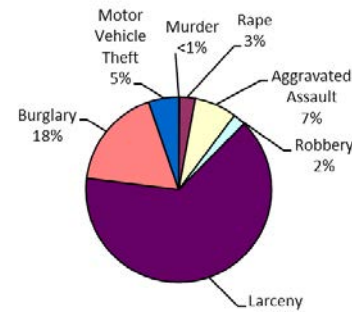
Traffic Crash Casualties



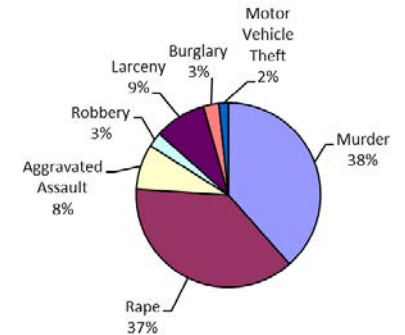
Traffic Crash Costs



Index Crimes



Index Crime Costs

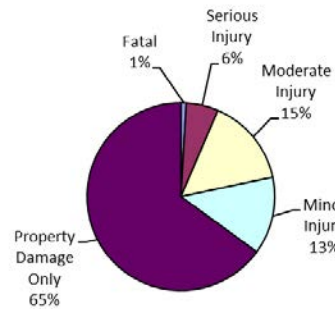


Muskegon County

Alcohol-Involved Crashes

| Crash Casualty Severity | Crash Casualties | Crash Costs |
|--------------------------------|------------------|---------------------|
| Fatal | 2 | \$17,750,783 |
| Serious Injury | 12 | \$7,017,089 |
| Moderate Injury | 33 | \$5,626,174 |
| Minor Injury | 29 | \$2,496,160 |
| Property Damage Only | 141 | \$645,552 |
| Total | 217 | \$33,535,758 |
| Average cost of crash casualty | \$154,543 | |

Crash Casualties



Crash Costs

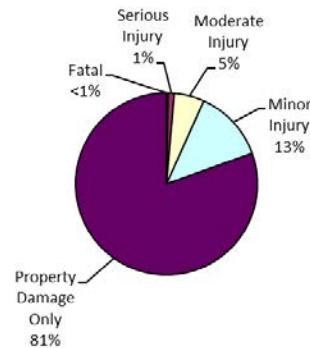


| Costs of Alcohol-Involved Crashes in Muskegon County (2015 dollars) | | | | | | |
|---|---------------------|--------------------|--------------------|--------------------|----------------------|---------------------|
| | Fatal | Serious Injury | Moderate Injury | Minor Injury | Property Damage Only | Total |
| Medical Care | \$23,861 | \$656,759 | \$456,073 | \$306,385 | \$43,241 | \$1,486,320 |
| Future Earnings (Lost Wages) | \$2,407,468 | \$1,016,675 | \$844,285 | \$460,947 | \$48,160 | \$4,777,534 |
| Public Services | \$1,800 | \$4,669 | \$5,727 | \$3,186 | \$4,088 | \$19,470 |
| Adjudication & Sanctioning | \$212,513 | \$154,747 | \$115,704 | \$63,050 | \$6,765 | \$552,779 |
| Property Damage & Loss | \$46,305 | \$135,476 | \$245,768 | \$181,730 | \$386,387 | \$995,666 |
| Subtotal (Monetary Cost) | \$2,691,948 | \$1,968,325 | \$1,667,557 | \$1,015,298 | \$488,642 | \$7,831,770 |
| Quality of Life | \$15,058,835 | \$5,048,764 | \$3,958,617 | \$1,480,862 | \$156,910 | \$25,703,988 |
| Total (Comprehensive Cost) | \$17,750,783 | \$7,017,089 | \$5,626,174 | \$2,496,160 | \$645,552 | \$33,535,758 |

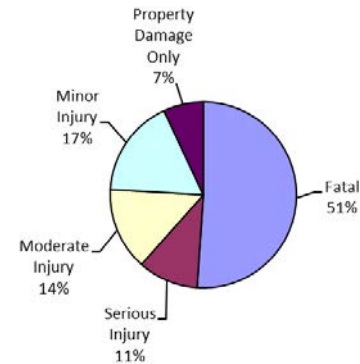
Muskegon County Teen Driver Crashes

| Crash Casualty Severity | Crash Casualties | Crash Costs |
|--------------------------------|------------------|--------------|
| Fatal | 4 | \$35,501,566 |
| Serious Injury | 15 | \$7,310,848 |
| Moderate Injury | 74 | \$9,985,800 |
| Minor Injury | 177 | \$11,894,455 |
| Property Damage Only | 1,111 | \$4,830,008 |
| Total | 1,381 | \$69,522,676 |
| Average cost of crash casualty | | \$50,342 |

Crash Casualties



Crash Costs



| Costs of Teen Driver Crashes in Muskegon County (2015 dollars) | | | | | | |
|--|---------------------|--------------------|--------------------|---------------------|----------------------|---------------------|
| | Fatal | Serious Injury | Moderate Injury | Minor Injury | Property Damage Only | Total |
| Medical Care | \$47,723 | \$394,984 | \$465,868 | \$1,015,885 | \$289,118 | \$2,213,579 |
| Future Earnings (Lost Wages) | \$4,814,936 | \$603,117 | \$860,162 | \$1,531,561 | \$330,908 | \$8,140,684 |
| Public Services | \$3,600 | \$2,612 | \$5,666 | \$10,261 | \$24,338 | \$46,478 |
| Adjudication & Sanctioning | \$425,025 | \$128,076 | \$124,372 | \$198,692 | \$19,650 | \$895,815 |
| Property Damage & Loss | \$92,611 | \$95,848 | \$289,105 | \$678,214 | \$2,999,436 | \$4,155,214 |
| Subtotal (Monetary Cost) | \$5,383,895 | \$1,224,638 | \$1,745,174 | \$3,434,612 | \$3,663,451 | \$15,451,770 |
| Quality of Life | \$30,117,670 | \$6,086,210 | \$8,240,626 | \$8,459,843 | \$1,166,557 | \$54,070,906 |
| Total (Comprehensive Cost) | \$35,501,566 | \$7,310,848 | \$9,985,800 | \$11,894,455 | \$4,830,008 | \$69,522,676 |

Muskegon County Motorcycle Crashes

| Injury Severity | Motorcyclist Crash Victims | Motorcyclist Victim Costs |
|--------------------------------|-------------------------------|------------------------------|
| Fatal | 0 | \$0 |
| Serious Injury | 14 | \$7,152,411 |
| Moderate Injury | 32 | \$3,801,903 |
| Minor Injury | 11 | \$1,231,719 |
| Property Damage Only | 34 | \$135,525 |
| Total | 91 | \$12,321,558 |
| Average cost of crash casualty | \$135,402 | |

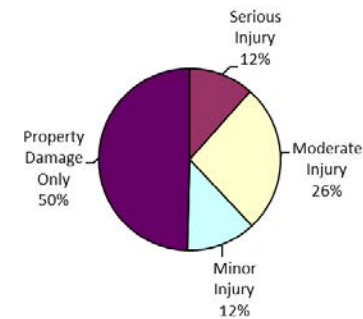
| Injury Severity | Non-motorcyclist Crash Victims | Non-motorcyclist Victim Costs |
|--------------------------------|-----------------------------------|----------------------------------|
| Fatal | 0 | \$0 |
| Serious Injury | 0 | \$0 |
| Moderate Injury | 0 | \$0 |
| Minor Injury | 4 | \$268,801 |
| Property Damage Only | 26 | \$73,695 |
| Total | 30 | \$342,496 |
| Average cost of crash casualty | \$11,417 | |

| Motorcyclist Victim Costs in Motorcycle Crashes in Muskegon County (2015 dollars) | | | | | | |
|---|-------|----------------|-----------------|--------------|----------------------|--------------|
| | Fatal | Serious Injury | Moderate Injury | Minor Injury | Property Damage Only | Total |
| Medical Care | \$0 | \$584,890 | \$289,176 | \$94,667 | \$4,704 | \$973,437 |
| Future Earnings (Lost Wages) | \$0 | \$857,187 | \$487,669 | \$155,925 | \$7,452 | \$1,508,232 |
| Public Services | \$0 | \$4,950 | \$5,523 | \$1,806 | \$2,046 | \$14,325 |
| Adjudication & Sanctioning | \$0 | \$133,027 | \$85,463 | \$27,457 | \$6,310 | \$252,257 |
| Property Damage & Loss | \$0 | \$137,982 | \$250,859 | \$83,238 | \$79,455 | \$551,534 |
| Subtotal (Monetary Cost) | \$0 | \$1,718,035 | \$1,118,690 | \$363,093 | \$99,968 | \$3,299,786 |
| Quality of Life | \$0 | \$5,434,376 | \$2,683,213 | \$868,626 | \$35,557 | \$9,021,773 |
| Total (Comprehensive Cost) | \$0 | \$7,152,411 | \$3,801,903 | \$1,231,719 | \$135,525 | \$12,321,558 |

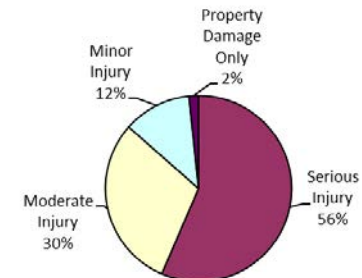
| Non-motorcyclist Victim Costs in Motorcycle Crashes in Muskegon County (2015 dollars) | | | | | | |
|---|-------|----------------|-----------------|--------------|----------------------|-----------|
| | Fatal | Serious Injury | Moderate Injury | Minor Injury | Property Damage Only | Total |
| Medical Care | \$0 | \$0 | \$0 | \$22,958 | \$0 | \$22,958 |
| Future Earnings (Lost Wages) | \$0 | \$0 | \$0 | \$34,612 | \$2,300 | \$36,912 |
| Public Services | \$0 | \$0 | \$0 | \$232 | \$545 | \$777 |
| Adjudication & Sanctioning | \$0 | \$0 | \$0 | \$4,490 | \$0 | \$4,490 |
| Property Damage & Loss | \$0 | \$0 | \$0 | \$15,327 | \$70,850 | \$86,177 |
| Subtotal (Monetary Cost) | \$0 | \$0 | \$0 | \$77,618 | \$73,695 | \$151,313 |
| Quality of Life | \$0 | \$0 | \$0 | \$191,183 | \$0 | \$191,183 |
| Total (Comprehensive Cost) | \$0 | \$0 | \$0 | \$268,801 | \$73,695 | \$342,496 |

| Costs of Motorcycle Crashes in Muskegon County (2015 dollars) | | | | | | |
|---|-------|----------------|-----------------|--------------|----------------------|--------------|
| | Fatal | Serious Injury | Moderate Injury | Minor Injury | Property Damage Only | Total |
| Medical Care | \$0 | \$584,890 | \$289,176 | \$117,625 | \$4,704 | \$996,395 |
| Future Earnings (Lost Wages) | \$0 | \$857,187 | \$487,669 | \$190,536 | \$9,753 | \$1,545,144 |
| Public Services | \$0 | \$4,950 | \$5,523 | \$2,038 | \$2,591 | \$15,102 |
| Adjudication & Sanctioning | \$0 | \$133,027 | \$85,463 | \$31,947 | \$6,310 | \$256,747 |
| Property Damage & Loss | \$0 | \$137,982 | \$250,859 | \$98,565 | \$150,305 | \$637,711 |
| Subtotal (Monetary Cost) | \$0 | \$1,718,035 | \$1,118,690 | \$440,712 | \$173,663 | \$3,451,099 |
| Quality of Life | \$0 | \$5,434,376 | \$2,683,213 | \$1,059,809 | \$35,557 | \$9,212,955 |
| Total (Comprehensive Cost) | \$0 | \$7,152,411 | \$3,801,903 | \$1,500,520 | \$209,220 | \$12,664,054 |

Motorcycle Crash Casualties



Motorcycle Crash Costs

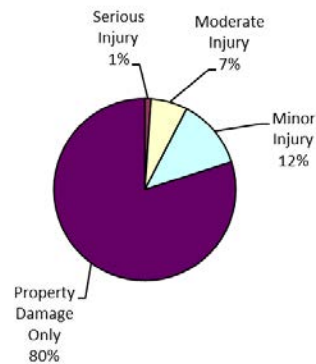


Muskegon County

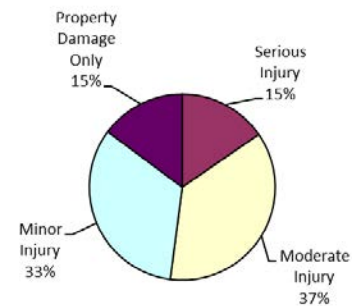
Medium/Large Truck Crashes

| Crash Casualty Severity | Crash Casualties | Crash Costs |
|--------------------------------|------------------|-------------|
| Fatal | 0 | \$0 |
| Serious Injury | 2 | \$1,385,254 |
| Moderate Injury | 12 | \$3,300,372 |
| Minor Injury | 23 | \$2,978,592 |
| Property Damage Only | 147 | \$1,333,290 |
| Total | 184 | \$8,997,508 |
| Average cost of crash casualty | | \$48,900 |

Crash Casualties



Crash Costs



| Costs of Medium/Large Truck Crashes in Muskegon County (2015 dollars) | | | | | | |
|---|------------|--------------------|--------------------|--------------------|----------------------|--------------------|
| | Fatal | Serious Injury | Moderate Injury | Minor Injury | Property Damage Only | Total |
| Medical Care | \$0 | \$83,494 | \$213,660 | \$187,795 | \$54,978 | \$539,927 |
| Future Earnings (Lost Wages) | \$0 | \$238,468 | \$612,528 | \$501,124 | \$401,310 | \$1,753,430 |
| Public Services | \$0 | \$644 | \$2,112 | \$4,439 | \$6,909 | \$14,104 |
| Adjudication & Sanctioning | \$0 | \$32,232 | \$82,704 | \$68,977 | \$45,717 | \$229,630 |
| Property Damage & Loss | \$0 | \$25,110 | \$111,840 | \$154,307 | \$499,653 | \$790,910 |
| Subtotal (Monetary Cost) | \$0 | \$379,948 | \$1,022,844 | \$916,642 | \$1,008,567 | \$3,328,001 |
| Quality of Life | \$0 | \$1,005,306 | \$2,277,528 | \$2,061,950 | \$324,723 | \$5,669,507 |
| Total (Comprehensive Cost) | \$0 | \$1,385,254 | \$3,300,372 | \$2,978,592 | \$1,333,290 | \$8,997,508 |

Newaygo County Traffic Crashes and Crime

| Traffic Crash Casualty Severity | Traffic Crash Casualties | Traffic Crash Costs |
|--|--------------------------|---------------------|
| Fatal | 7 | \$62,127,740 |
| Serious Injury | 32 | \$15,596,475 |
| Moderate Injury | 72 | \$9,715,913 |
| Minor Injury | 166 | \$11,155,251 |
| Property Damage Only | 1,304 | \$5,669,064 |
| Total | 1,581 | \$104,264,443 |
| Average cost of traffic crash casualty | \$65,948 | |

| Index Crime Category | Number of Index Crimes | Index Crime Costs |
|-----------------------------|------------------------|-------------------|
| Murder | 1 | \$7,288,808 |
| Rape | 44 | \$17,632,650 |
| Aggravated Assault | 57 | \$1,791,551 |
| Robbery | 0 | \$0 |
| Larceny | 405 | \$1,656,002 |
| Burglary | 146 | \$651,053 |
| Motor Vehicle Theft | 13 | \$118,766 |
| Total | 666 | \$29,138,830 |
| Average cost of index crime | \$43,752 | |

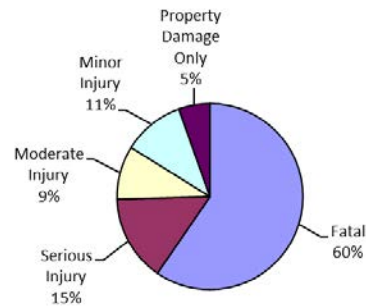
| Costs of Traffic Crashes in Newaygo County (2015 dollars) | | | | | | |
|---|---------------------|---------------------|--------------------|---------------------|----------------------|----------------------|
| | Fatal | Serious Injury | Moderate Injury | Minor Injury | Property Damage Only | Total |
| Medical Care | \$83,515 | \$842,633 | \$453,277 | \$952,751 | \$339,343 | \$2,671,520 |
| Future Earnings (Lost Wages) | \$8,426,138 | \$1,286,649 | \$836,915 | \$1,436,379 | \$388,392 | \$12,374,474 |
| Public Services | \$6,300 | \$5,572 | \$5,513 | \$9,623 | \$28,566 | \$55,575 |
| Adjudication & Sanctioning | \$743,794 | \$273,229 | \$121,011 | \$186,343 | \$23,064 | \$1,347,441 |
| Property Damage & Loss | \$162,068 | \$204,476 | \$281,291 | \$636,065 | \$3,520,491 | \$4,804,391 |
| Subtotal (Monetary Cost) | \$9,421,817 | \$2,612,561 | \$1,698,007 | \$3,221,162 | \$4,299,856 | \$21,253,402 |
| Quality of Life | \$52,705,923 | \$12,983,914 | \$8,017,906 | \$7,934,090 | \$1,369,208 | \$83,011,042 |
| Total (Comprehensive Cost) | \$62,127,740 | \$15,596,475 | \$9,715,913 | \$11,155,251 | \$5,669,064 | \$104,264,443 |

| Costs of Index Crimes in Newaygo County (2015 dollars) | | | | | | | | |
|--|--------------------|---------------------|--------------------|------------|--------------------|------------------|---------------------|---------------------|
| | Murder | Rape | Aggravated Assault | Robbery | Larceny | Burglary | Motor Vehicle Theft | Total |
| Medical Care | \$27,738 | \$395,228 | \$88,221 | \$0 | \$0 | \$0 | \$0 | \$511,187 |
| Future Earnings (Lost Wages) | \$918,569 | \$246,603 | \$62,355 | \$0 | \$10,631 | \$4,826 | \$1,289 | \$1,244,273 |
| Public Services | \$2,846 | \$34,684 | \$19,053 | \$0 | \$178,594 | \$65,514 | \$3,494 | \$304,186 |
| Adjudication & Sanctioning | \$394,370 | \$1,083,507 | \$674,890 | \$0 | \$824,822 | \$113,332 | \$23,064 | \$3,113,985 |
| Property Damage and Loss | \$175 | \$6,893 | \$3,981 | \$0 | \$378,255 | \$373,530 | \$83,317 | \$846,151 |
| Subtotal (Monetary Cost) | \$1,343,697 | \$1,766,916 | \$848,501 | \$0 | \$1,392,303 | \$557,201 | \$111,164 | \$6,019,782 |
| Quality of Life | \$5,945,111 | \$15,865,734 | \$943,049 | \$0 | \$263,699 | \$93,852 | \$7,603 | \$23,119,048 |
| Total (Comprehensive Costs) | \$7,288,808 | \$17,632,650 | \$1,791,551 | \$0 | \$1,656,002 | \$651,053 | \$118,766 | \$29,138,830 |

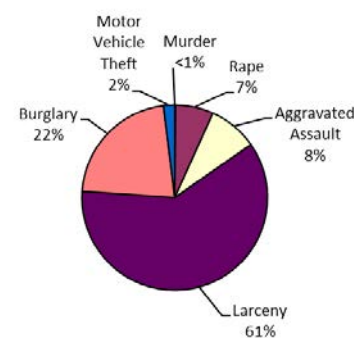
Traffic Crash Casualties



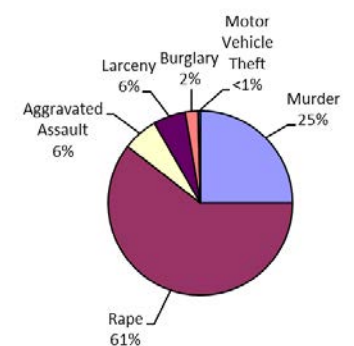
Traffic Crash Costs



Index Crimes



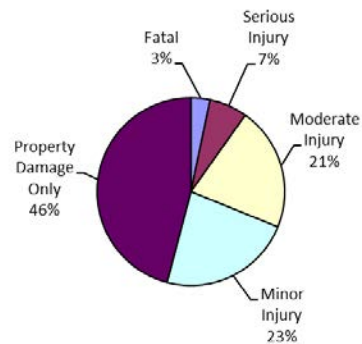
Index Crime Costs



Newaygo County Alcohol-Involved Crashes

| Crash Casualty Severity | Crash Casualties | Crash Costs |
|--------------------------------|------------------|---------------------|
| Fatal | 2 | \$17,750,783 |
| Serious Injury | 4 | \$2,339,030 |
| Moderate Injury | 13 | \$2,216,372 |
| Minor Injury | 14 | \$1,205,043 |
| Property Damage Only | 28 | \$128,195 |
| Total | 61 | \$23,639,422 |
| Average cost of crash casualty | | \$387,532 |

Crash Casualties



Crash Costs

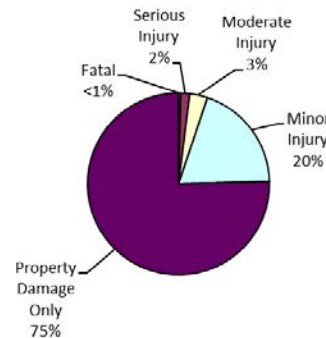


| Costs of Alcohol-Involved Crashes in Newaygo County (2015 dollars) | | | | | | |
|--|---------------------|--------------------|--------------------|--------------------|----------------------|---------------------|
| | Fatal | Serious Injury | Moderate Injury | Minor Injury | Property Damage Only | Total |
| Medical Care | \$23,861 | \$218,920 | \$179,665 | \$147,910 | \$8,587 | \$578,943 |
| Future Earnings (Lost Wages) | \$2,407,468 | \$338,892 | \$332,597 | \$222,526 | \$9,564 | \$3,311,046 |
| Public Services | \$1,800 | \$1,556 | \$2,256 | \$1,538 | \$812 | \$7,962 |
| Adjudication & Sanctioning | \$212,513 | \$51,582 | \$45,580 | \$30,438 | \$1,343 | \$341,457 |
| Property Damage & Loss | \$46,305 | \$45,159 | \$96,818 | \$87,732 | \$76,729 | \$352,743 |
| Subtotal (Monetary Cost) | \$2,691,948 | \$656,108 | \$656,916 | \$490,144 | \$97,035 | \$4,592,152 |
| Quality of Life | \$15,058,835 | \$1,682,921 | \$1,559,455 | \$714,899 | \$31,160 | \$19,047,270 |
| Total (Comprehensive Cost) | \$17,750,783 | \$2,339,030 | \$2,216,372 | \$1,205,043 | \$128,195 | \$23,639,422 |

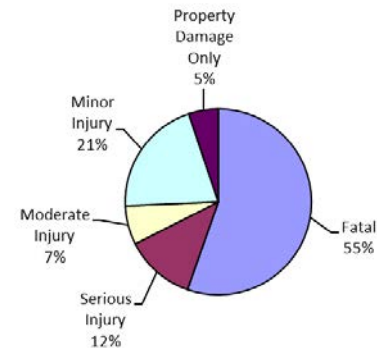
Newaygo County Teen Driver Crashes

| Crash Casualty Severity | Crash Casualties | Crash Costs |
|--------------------------------|------------------|--------------|
| Fatal | 1 | \$8,875,391 |
| Serious Injury | 4 | \$1,949,559 |
| Moderate Injury | 8 | \$1,079,546 |
| Minor Injury | 49 | \$3,292,815 |
| Property Damage Only | 190 | \$826,014 |
| Total | 252 | \$16,023,326 |
| Average cost of crash casualty | | \$63,585 |

Crash Casualties



Crash Costs



| Costs of Teen Driver Crashes in Newaygo County (2015 dollars) | | | | | | |
|---|--------------------|--------------------|--------------------|--------------------|----------------------|---------------------|
| | Fatal | Serious Injury | Moderate Injury | Minor Injury | Property Damage Only | Total |
| Medical Care | \$11,931 | \$105,329 | \$50,364 | \$281,234 | \$49,444 | \$498,302 |
| Future Earnings (Lost Wages) | \$1,203,734 | \$160,831 | \$92,991 | \$423,991 | \$56,591 | \$1,938,138 |
| Public Services | \$900 | \$697 | \$613 | \$2,841 | \$4,162 | \$9,212 |
| Adjudication & Sanctioning | \$106,256 | \$34,154 | \$13,446 | \$55,005 | \$3,361 | \$212,221 |
| Property Damage & Loss | \$23,153 | \$25,560 | \$31,255 | \$187,754 | \$512,955 | \$780,676 |
| Subtotal (Monetary Cost) | \$1,345,974 | \$326,570 | \$188,667 | \$950,825 | \$626,513 | \$3,438,549 |
| Quality of Life | \$7,529,418 | \$1,622,989 | \$890,878 | \$2,341,990 | \$199,501 | \$12,584,777 |
| Total (Comprehensive Cost) | \$8,875,391 | \$1,949,559 | \$1,079,546 | \$3,292,815 | \$826,014 | \$16,023,326 |

Newaygo County Motorcycle Crashes

| Injury Severity | Motorcyclist Crash Victims | Motorcyclist Victim Costs |
|--------------------------------|-------------------------------|------------------------------|
| Fatal | 1 | \$8,815,923 |
| Serious Injury | 10 | \$5,108,865 |
| Moderate Injury | 5 | \$594,047 |
| Minor Injury | 9 | \$1,007,770 |
| Property Damage Only | 2 | \$7,972 |
| Total | 27 | \$15,534,578 |
| Average cost of crash casualty | \$575,355 | |

| Injury Severity | Non-motorcyclist Crash Victims | Non-motorcyclist Victim Costs |
|--------------------------------|-----------------------------------|----------------------------------|
| Fatal | 0 | \$0 |
| Serious Injury | 0 | \$0 |
| Moderate Injury | 0 | \$0 |
| Minor Injury | 0 | \$0 |
| Property Damage Only | 0 | \$0 |
| Total | 0 | \$0 |
| Average cost of crash casualty | \$0 | |

| Motorcyclist Victim Costs in Motorcycle Crashes in Newaygo County (2015 dollars) | | | | | | |
|--|-------------|----------------|-----------------|--------------|----------------------|--------------|
| | Fatal | Serious Injury | Moderate Injury | Minor Injury | Property Damage Only | Total |
| Medical Care | \$11,931 | \$417,778 | \$45,184 | \$77,455 | \$277 | \$552,625 |
| Future Earnings (Lost Wages) | \$1,209,483 | \$612,276 | \$76,198 | \$127,575 | \$438 | \$2,025,970 |
| Public Services | \$788 | \$3,536 | \$863 | \$1,478 | \$120 | \$6,785 |
| Adjudication & Sanctioning | \$106,257 | \$95,019 | \$13,354 | \$22,465 | \$371 | \$237,465 |
| Property Damage & Loss | \$12,951 | \$98,559 | \$39,197 | \$68,104 | \$4,674 | \$223,484 |
| Subtotal (Monetary Cost) | \$1,341,410 | \$1,227,168 | \$174,795 | \$297,076 | \$5,880 | \$3,046,330 |
| Quality of Life | \$7,474,513 | \$3,881,697 | \$419,252 | \$710,694 | \$2,092 | \$12,488,248 |
| Total (Comprehensive Cost) | \$8,815,923 | \$5,108,865 | \$594,047 | \$1,007,770 | \$7,972 | \$15,534,578 |

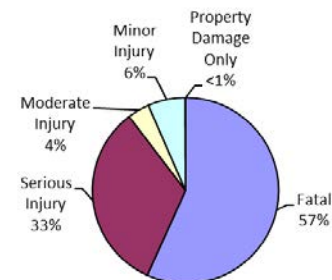
| Non-motorcyclist Victim Costs in Motorcycle Crashes in Newaygo County (2015 dollars) | | | | | | |
|--|-------|----------------|-----------------|--------------|----------------------|-------|
| | Fatal | Serious Injury | Moderate Injury | Minor Injury | Property Damage Only | Total |
| Medical Care | \$0 | \$0 | \$0 | \$0 | \$0 | \$0 |
| Future Earnings (Lost Wages) | \$0 | \$0 | \$0 | \$0 | \$0 | \$0 |
| Public Services | \$0 | \$0 | \$0 | \$0 | \$0 | \$0 |
| Adjudication & Sanctioning | \$0 | \$0 | \$0 | \$0 | \$0 | \$0 |
| Property Damage & Loss | \$0 | \$0 | \$0 | \$0 | \$0 | \$0 |
| Subtotal (Monetary Cost) | \$0 | \$0 | \$0 | \$0 | \$0 | \$0 |
| Quality of Life | \$0 | \$0 | \$0 | \$0 | \$0 | \$0 |
| Total (Comprehensive Cost) | \$0 | \$0 | \$0 | \$0 | \$0 | \$0 |

| Costs of Motorcycle Crashes in Newaygo County (2015 dollars) | | | | | | |
|--|-------------|----------------|-----------------|--------------|----------------------|--------------|
| | Fatal | Serious Injury | Moderate Injury | Minor Injury | Property Damage Only | Total |
| Medical Care | \$11,931 | \$417,778 | \$45,184 | \$77,455 | \$277 | \$552,625 |
| Future Earnings (Lost Wages) | \$1,209,483 | \$612,276 | \$76,198 | \$127,575 | \$438 | \$2,025,970 |
| Public Services | \$788 | \$3,536 | \$863 | \$1,478 | \$120 | \$6,785 |
| Adjudication & Sanctioning | \$106,257 | \$95,019 | \$13,354 | \$22,465 | \$371 | \$237,465 |
| Property Damage & Loss | \$12,951 | \$98,559 | \$39,197 | \$68,104 | \$4,674 | \$223,484 |
| Subtotal (Monetary Cost) | \$1,341,410 | \$1,227,168 | \$174,795 | \$297,076 | \$5,880 | \$3,046,330 |
| Quality of Life | \$7,474,513 | \$3,881,697 | \$419,252 | \$710,694 | \$2,092 | \$12,488,248 |
| Total (Comprehensive Cost) | \$8,815,923 | \$5,108,865 | \$594,047 | \$1,007,770 | \$7,972 | \$15,534,578 |

Motorcycle Crash Casualties



Motorcycle Crash Costs

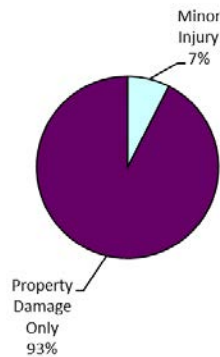


Newaygo County

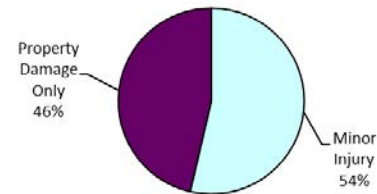
Medium/Large Truck Crashes

| Crash Casualty Severity | Crash Casualties | Crash Costs |
|--------------------------------|------------------|-------------|
| Fatal | 0 | \$0 |
| Serious Injury | 0 | \$0 |
| Moderate Injury | 0 | \$0 |
| Minor Injury | 3 | \$388,512 |
| Property Damage Only | 37 | \$335,590 |
| Total | 40 | \$724,102 |
| Average cost of crash casualty | \$18,103 | |

Crash Casualties



Crash Costs



| Costs of Medium/Large Truck Crashes in Newaygo County (2015 dollars) | | | | | | |
|--|-------|----------------|-----------------|--------------|----------------------|-----------|
| | Fatal | Serious Injury | Moderate Injury | Minor Injury | Property Damage Only | Total |
| Medical Care | \$0 | \$0 | \$0 | \$24,495 | \$13,838 | \$38,333 |
| Future Earnings (Lost Wages) | \$0 | \$0 | \$0 | \$65,364 | \$101,010 | \$166,374 |
| Public Services | \$0 | \$0 | \$0 | \$579 | \$1,739 | \$2,318 |
| Adjudication & Sanctioning | \$0 | \$0 | \$0 | \$8,997 | \$11,507 | \$20,504 |
| Property Damage & Loss | \$0 | \$0 | \$0 | \$20,127 | \$125,763 | \$145,890 |
| Subtotal (Monetary Cost) | \$0 | \$0 | \$0 | \$119,562 | \$253,857 | \$373,419 |
| Quality of Life | \$0 | \$0 | \$0 | \$268,950 | \$81,733 | \$350,683 |
| Total (Comprehensive Cost) | \$0 | \$0 | \$0 | \$388,512 | \$335,590 | \$724,102 |

Oakland County

Traffic Crashes and Crime

| Traffic Crash Casualty Severity | Traffic Crash Casualties | Traffic Crash Costs |
|--|--------------------------|---------------------|
| Fatal | 68 | \$603,526,615 |
| Serious Injury | 414 | \$201,779,393 |
| Moderate Injury | 2,494 | \$336,548,447 |
| Minor Injury | 7,531 | \$506,085,521 |
| Property Damage Only | 61,386 | \$266,872,069 |
| Total | 71,893 | \$1,914,812,044 |
| Average cost of traffic crash casualty | | \$26,634 |

| Index Crime Category | Number of Index Crimes | Index Crime Costs |
|-----------------------------|------------------------|-------------------|
| Murder | 21 | \$153,064,969 |
| Rape | 302 | \$121,024,098 |
| Aggravated Assault | 1,122 | \$35,265,259 |
| Robbery | 374 | \$12,783,024 |
| Larceny | 9,530 | \$38,967,155 |
| Burglary | 2,792 | \$12,450,283 |
| Motor Vehicle Theft | 1,185 | \$10,826,009 |
| Total | 15,326 | \$384,380,797 |
| Average cost of index crime | | \$25,080 |

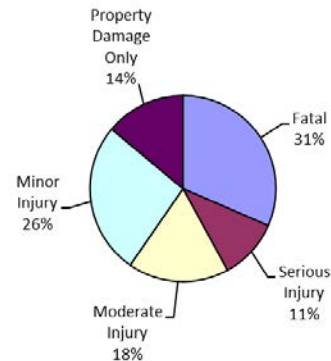
| Costs of Traffic Crashes in Oakland County (2015 dollars) | | | | | | |
|---|---------------|----------------|-----------------|---------------|----------------------|-----------------|
| | Fatal | Serious Injury | Moderate Injury | Minor Injury | Property Damage Only | Total |
| Medical Care | \$811,291 | \$10,901,568 | \$15,701,018 | \$43,223,892 | \$15,974,636 | \$86,612,406 |
| Future Earnings (Lost Wages) | \$81,853,916 | \$16,646,028 | \$28,989,800 | \$65,164,893 | \$18,283,615 | \$210,938,251 |
| Public Services | \$61,203 | \$72,094 | \$190,976 | \$436,582 | \$1,344,757 | \$2,105,610 |
| Adjudication & Sanctioning | \$7,225,430 | \$3,534,901 | \$4,191,672 | \$8,453,933 | \$1,085,740 | \$24,491,675 |
| Property Damage & Loss | \$1,574,379 | \$2,645,412 | \$9,743,611 | \$28,856,649 | \$165,727,641 | \$208,547,691 |
| Subtotal (Monetary Cost) | \$91,526,219 | \$33,800,002 | \$58,817,077 | \$146,135,948 | \$202,416,388 | \$532,695,633 |
| Quality of Life | \$512,000,396 | \$167,979,391 | \$277,731,370 | \$359,949,573 | \$64,455,680 | \$1,382,116,411 |
| Total (Comprehensive Cost) | \$603,526,615 | \$201,779,393 | \$336,548,447 | \$506,085,521 | \$266,872,069 | \$1,914,812,044 |

| Costs of Index Crimes in Oakland County (2015 dollars) | | | | | | | | |
|--|---------------|---------------|--------------------|--------------|--------------|--------------|---------------------|---------------|
| | Murder | Rape | Aggravated Assault | Robbery | Larceny | Burglary | Motor Vehicle Theft | Total |
| Medical Care | \$582,493 | \$2,712,704 | \$1,736,566 | \$573,845 | \$0 | \$0 | \$0 | \$5,605,607 |
| Future Earnings (Lost Wages) | \$19,289,949 | \$1,692,595 | \$1,227,414 | \$591,388 | \$250,152 | \$92,287 | \$117,507 | \$23,261,292 |
| Public Services | \$59,762 | \$238,061 | \$375,052 | \$151,140 | \$4,202,482 | \$1,252,842 | \$318,451 | \$6,597,791 |
| Adjudication & Sanctioning | \$8,281,773 | \$7,436,799 | \$13,284,675 | \$2,110,550 | \$19,408,776 | \$2,167,280 | \$2,102,350 | \$54,792,204 |
| Property Damage and Loss | \$3,667 | \$47,311 | \$78,369 | \$426,552 | \$8,900,674 | \$7,143,114 | \$7,594,696 | \$24,194,383 |
| Subtotal (Monetary Cost) | \$28,217,643 | \$12,127,470 | \$16,702,076 | \$3,853,476 | \$32,762,084 | \$10,655,523 | \$10,133,004 | \$114,451,277 |
| Quality of Life | \$124,847,325 | \$108,896,628 | \$18,563,183 | \$8,929,548 | \$6,205,070 | \$1,794,760 | \$693,005 | \$269,929,520 |
| Total (Comprehensive Costs) | \$153,064,969 | \$121,024,098 | \$35,265,259 | \$12,783,024 | \$38,967,155 | \$12,450,283 | \$10,826,009 | \$384,380,797 |

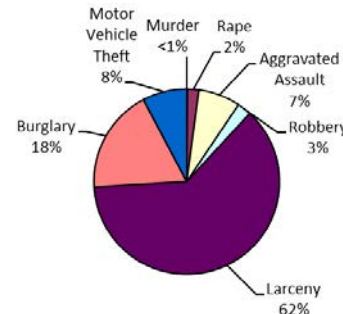
Traffic Crash Casualties



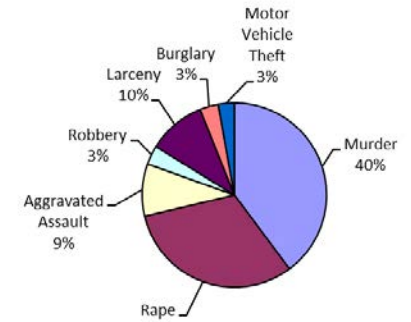
Traffic Crash Costs



Index Crimes



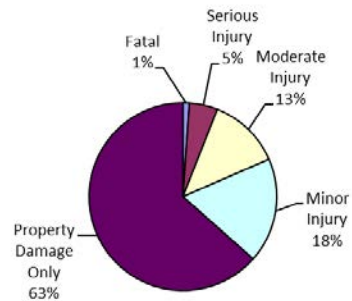
Index Crime Costs



Oakland County Alcohol-Involved Crashes

| Crash Casualty Severity | Crash Casualties | Crash Costs |
|--------------------------------|------------------|---------------|
| Fatal | 19 | \$168,632,437 |
| Serious Injury | 84 | \$49,119,623 |
| Moderate Injury | 215 | \$36,655,378 |
| Minor Injury | 311 | \$26,769,164 |
| Property Damage Only | 1,092 | \$4,999,594 |
| Total | 1,721 | \$286,176,196 |
| Average cost of crash casualty | \$166,285 | |

Crash Casualties



Crash Costs



| Costs of Alcohol-Involved Crashes in Oakland County (2015 dollars) | | | | | | |
|--|----------------------|---------------------|---------------------|---------------------|----------------------|----------------------|
| | Fatal | Serious Injury | Moderate Injury | Minor Injury | Property Damage Only | Total |
| Medical Care | \$226,684 | \$4,597,311 | \$2,971,387 | \$3,285,716 | \$334,891 | \$11,415,988 |
| Future Earnings (Lost Wages) | \$22,870,947 | \$7,116,724 | \$5,500,644 | \$4,943,256 | \$372,982 | \$40,804,554 |
| Public Services | \$17,101 | \$32,683 | \$37,310 | \$34,170 | \$31,663 | \$152,926 |
| Adjudication & Sanctioning | \$2,018,870 | \$1,083,229 | \$753,829 | \$676,158 | \$52,396 | \$4,584,481 |
| Property Damage & Loss | \$439,900 | \$948,330 | \$1,601,218 | \$1,948,900 | \$2,992,442 | \$7,930,790 |
| Subtotal (Monetary Cost) | \$25,573,502 | \$13,778,276 | \$10,864,387 | \$10,888,200 | \$3,784,373 | \$64,888,738 |
| Quality of Life | \$143,058,934 | \$35,341,348 | \$25,790,991 | \$15,880,964 | \$1,215,221 | \$221,287,458 |
| Total (Comprehensive Cost) | \$168,632,437 | \$49,119,623 | \$36,655,378 | \$26,769,164 | \$4,999,594 | \$286,176,196 |

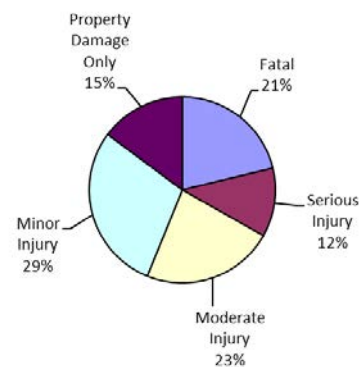
Oakland County Teen Driver Crashes

| Crash Casualty Severity | Crash Casualties | Crash Costs |
|--------------------------------|------------------|---------------|
| Fatal | 7 | \$62,127,740 |
| Serious Injury | 72 | \$35,092,068 |
| Moderate Injury | 498 | \$67,201,735 |
| Minor Injury | 1,266 | \$85,075,590 |
| Property Damage Only | 9,967 | \$43,330,953 |
| Total | 11,810 | \$292,828,086 |
| Average cost of crash casualty | \$24,795 | |

Crash Casualties



Crash Costs



| Costs of Teen Driver Crashes in Oakland County (2015 dollars) | | | | | | |
|---|---------------------|---------------------|---------------------|---------------------|----------------------|----------------------|
| | Fatal | Serious Injury | Moderate Injury | Minor Injury | Property Damage Only | Total |
| Medical Care | \$83,515 | \$1,895,925 | \$3,135,167 | \$7,266,160 | \$2,593,738 | \$14,974,505 |
| Future Earnings (Lost Wages) | \$8,426,138 | \$2,894,961 | \$5,788,661 | \$10,954,555 | \$2,968,638 | \$31,032,953 |
| Public Services | \$6,300 | \$12,538 | \$38,134 | \$73,392 | \$218,343 | \$348,707 |
| Adjudication & Sanctioning | \$743,794 | \$614,765 | \$836,990 | \$1,421,150 | \$176,287 | \$3,792,986 |
| Property Damage & Loss | \$162,068 | \$460,072 | \$1,945,597 | \$4,850,952 | \$26,908,536 | \$34,327,225 |
| Subtotal (Monetary Cost) | \$9,421,817 | \$5,878,261 | \$11,744,549 | \$24,566,208 | \$32,865,542 | \$84,476,376 |
| Quality of Life | \$52,705,923 | \$29,213,807 | \$55,457,186 | \$60,509,382 | \$10,465,412 | \$208,351,711 |
| Total (Comprehensive Cost) | \$62,127,740 | \$35,092,068 | \$67,201,735 | \$85,075,590 | \$43,330,953 | \$292,828,086 |

Oakland County Motorcycle Crashes

| Injury Severity | Motorcyclist Crash Victims | Motorcyclist Victim Costs |
|--------------------------------|-------------------------------|------------------------------|
| Fatal | 7 | \$61,711,463 |
| Serious Injury | 35 | \$17,881,028 |
| Moderate Injury | 103 | \$12,237,375 |
| Minor Injury | 61 | \$6,830,442 |
| Property Damage Only | 102 | \$406,575 |
| Total | 308 | \$99,066,883 |
| Average cost of crash casualty | \$321,646 | |

| Injury Severity | Non-motorcyclist Crash Victims | Non-motorcyclist Victim Costs |
|--------------------------------|-----------------------------------|----------------------------------|
| Fatal | 0 | \$0 |
| Serious Injury | 0 | \$0 |
| Moderate Injury | 4 | \$539,773 |
| Minor Injury | 13 | \$873,604 |
| Property Damage Only | 83 | \$235,257 |
| Total | 100 | \$1,648,634 |
| Average cost of crash casualty | \$16,486 | |

| Motorcyclist Victim Costs in Motorcycle Crashes in Oakland County (2015 dollars) | | | | | | |
|--|--------------|----------------|-----------------|--------------|----------------------|--------------|
| | Fatal | Serious Injury | Moderate Injury | Minor Injury | Property Damage Only | Total |
| Medical Care | \$83,515 | \$1,462,224 | \$930,784 | \$524,974 | \$14,112 | \$3,015,610 |
| Future Earnings (Lost Wages) | \$8,466,380 | \$2,142,966 | \$1,569,685 | \$864,672 | \$22,357 | \$13,066,061 |
| Public Services | \$5,518 | \$12,375 | \$17,777 | \$10,015 | \$6,139 | \$51,824 |
| Adjudication & Sanctioning | \$743,798 | \$332,567 | \$275,085 | \$152,261 | \$18,931 | \$1,522,641 |
| Property Damage & Loss | \$90,658 | \$344,955 | \$807,451 | \$461,595 | \$238,364 | \$1,943,024 |
| Subtotal (Monetary Cost) | \$9,389,869 | \$4,295,088 | \$3,600,782 | \$2,013,517 | \$299,903 | \$19,599,160 |
| Quality of Life | \$52,321,593 | \$13,585,940 | \$8,636,593 | \$4,816,924 | \$106,672 | \$79,467,723 |
| Total (Comprehensive Cost) | \$61,711,463 | \$17,881,028 | \$12,237,375 | \$6,830,442 | \$406,575 | \$99,066,883 |

| Non-motorcyclist Victim Costs in Motorcycle Crashes in Oakland County (2015 dollars) | | | | | | |
|--|-------|----------------|-----------------|--------------|----------------------|-------------|
| | Fatal | Serious Injury | Moderate Injury | Minor Injury | Property Damage Only | Total |
| Medical Care | \$0 | \$0 | \$25,182 | \$74,613 | \$0 | \$99,795 |
| Future Earnings (Lost Wages) | \$0 | \$0 | \$46,495 | \$112,488 | \$7,343 | \$166,326 |
| Public Services | \$0 | \$0 | \$306 | \$754 | \$1,739 | \$2,799 |
| Adjudication & Sanctioning | \$0 | \$0 | \$6,723 | \$14,593 | \$0 | \$21,316 |
| Property Damage & Loss | \$0 | \$0 | \$15,627 | \$49,812 | \$226,175 | \$291,615 |
| Subtotal (Monetary Cost) | \$0 | \$0 | \$94,334 | \$252,260 | \$235,257 | \$581,850 |
| Quality of Life | \$0 | \$0 | \$445,439 | \$621,344 | \$0 | \$1,066,784 |
| Total (Comprehensive Cost) | \$0 | \$0 | \$539,773 | \$873,604 | \$235,257 | \$1,648,634 |

| Costs of Motorcycle Crashes in Oakland County (2015 dollars) | | | | | | |
|--|--------------|----------------|-----------------|--------------|----------------------|---------------|
| | Fatal | Serious Injury | Moderate Injury | Minor Injury | Property Damage Only | Total |
| Medical Care | \$83,515 | \$1,462,224 | \$955,966 | \$599,587 | \$14,112 | \$3,115,405 |
| Future Earnings (Lost Wages) | \$8,466,380 | \$2,142,966 | \$1,616,180 | \$977,160 | \$29,700 | \$13,232,387 |
| Public Services | \$5,518 | \$12,375 | \$18,084 | \$10,769 | \$7,878 | \$54,623 |
| Adjudication & Sanctioning | \$743,798 | \$332,567 | \$281,808 | \$166,854 | \$18,931 | \$1,543,957 |
| Property Damage & Loss | \$90,658 | \$344,955 | \$823,078 | \$511,407 | \$464,539 | \$2,234,638 |
| Subtotal (Monetary Cost) | \$9,389,869 | \$4,295,088 | \$3,695,116 | \$2,265,777 | \$535,160 | \$20,181,010 |
| Quality of Life | \$52,321,593 | \$13,585,940 | \$9,082,032 | \$5,438,269 | \$106,672 | \$80,534,506 |
| Total (Comprehensive Cost) | \$61,711,463 | \$17,881,028 | \$12,777,148 | \$7,704,046 | \$641,832 | \$100,715,517 |

Motorcycle Crash Casualties



Motorcycle Crash Costs

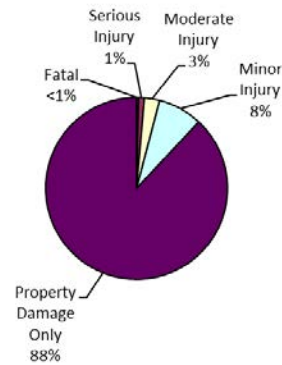


Oakland County

Medium/Large Truck Crashes

| Crash Casualty Severity | Crash Casualties | Crash Costs |
|--------------------------------|------------------|---------------|
| Fatal | 8 | \$71,071,486 |
| Serious Injury | 23 | \$15,930,421 |
| Moderate Injury | 61 | \$16,776,891 |
| Minor Injury | 177 | \$22,922,208 |
| Property Damage Only | 1,976 | \$17,922,320 |
| Total | 2,245 | \$144,623,326 |
| Average cost of crash casualty | \$64,420 | |

Crash Casualties



Crash Costs



| Costs of Medium/Large Truck Crashes in Oakland County (2015 dollars) | | | | | | |
|--|---------------------|---------------------|---------------------|---------------------|----------------------|----------------------|
| | Fatal | Serious Injury | Moderate Injury | Minor Injury | Property Damage Only | Total |
| Medical Care | \$95,446 | \$960,181 | \$1,086,105 | \$1,445,205 | \$739,024 | \$4,325,961 |
| Future Earnings (Lost Wages) | \$9,629,872 | \$2,742,382 | \$3,113,684 | \$3,856,476 | \$5,394,480 | \$24,736,894 |
| Public Services | \$7,200 | \$7,406 | \$10,736 | \$34,161 | \$92,872 | \$152,375 |
| Adjudication & Sanctioning | \$850,051 | \$370,668 | \$420,412 | \$530,823 | \$614,536 | \$2,786,490 |
| Property Damage & Loss | \$253,576 | \$288,765 | \$568,520 | \$1,187,493 | \$6,716,424 | \$9,014,778 |
| Subtotal (Monetary Cost) | \$10,836,145 | \$4,369,402 | \$5,199,457 | \$7,054,158 | \$13,557,336 | \$41,016,498 |
| Quality of Life | \$60,235,341 | \$11,561,019 | \$11,577,434 | \$15,868,050 | \$4,364,984 | \$103,606,828 |
| Total (Comprehensive Cost) | \$71,071,486 | \$15,930,421 | \$16,776,891 | \$22,922,208 | \$17,922,320 | \$144,623,326 |

Oceana County

Traffic Crashes and Crime

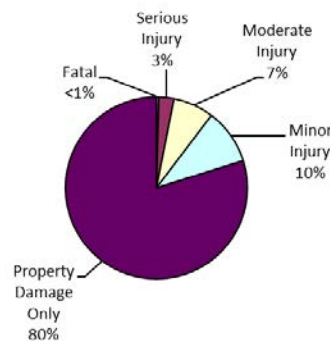
| Traffic Crash Casualty Severity | Traffic Crash Casualties | Traffic Crash Costs |
|--|--------------------------|---------------------|
| Fatal | 5 | \$44,376,957 |
| Serious Injury | 32 | \$15,596,475 |
| Moderate Injury | 86 | \$11,605,119 |
| Minor Injury | 117 | \$7,862,436 |
| Property Damage Only | 950 | \$4,130,070 |
| Total | 1,190 | \$83,571,057 |
| Average cost of traffic crash casualty | \$70,228 | |

| Index Crime Category | Number of Index Crimes | Index Crime Costs |
|-----------------------------|------------------------|-------------------|
| Murder | 0 | \$0 |
| Rape | 22 | \$8,816,325 |
| Aggravated Assault | 36 | \$1,131,506 |
| Robbery | 2 | \$68,358 |
| Larceny | 339 | \$1,386,135 |
| Burglary | 98 | \$437,008 |
| Motor Vehicle Theft | 11 | \$100,495 |
| Total | 508 | \$11,939,827 |
| Average cost of index crime | \$23,504 | |

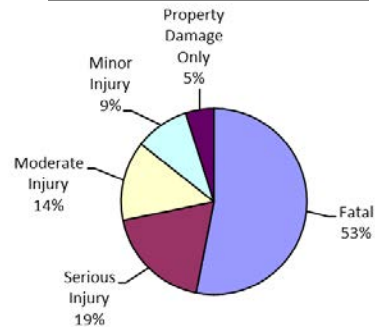
| Costs of Traffic Crashes in Oceana County (2015 dollars) | | | | | | |
|--|---------------------|---------------------|---------------------|--------------------|----------------------|---------------------|
| | Fatal | Serious Injury | Moderate Injury | Minor Injury | Property Damage Only | Total |
| Medical Care | \$59,654 | \$842,633 | \$541,414 | \$671,517 | \$247,221 | \$2,362,440 |
| Future Earnings (Lost Wages) | \$6,018,670 | \$1,286,649 | \$999,648 | \$1,012,388 | \$282,954 | \$9,600,310 |
| Public Services | \$4,500 | \$5,572 | \$6,585 | \$6,783 | \$20,811 | \$44,252 |
| Adjudication & Sanctioning | \$531,282 | \$273,229 | \$144,540 | \$131,338 | \$16,803 | \$1,097,192 |
| Property Damage & Loss | \$115,763 | \$204,476 | \$335,987 | \$448,311 | \$2,564,775 | \$3,669,311 |
| Subtotal (Monetary Cost) | \$6,729,869 | \$2,612,561 | \$2,028,175 | \$2,270,337 | \$3,132,564 | \$16,773,505 |
| Quality of Life | \$37,647,088 | \$12,983,914 | \$9,576,944 | \$5,592,099 | \$997,506 | \$66,797,551 |
| Total (Comprehensive Cost) | \$44,376,957 | \$15,596,475 | \$11,605,119 | \$7,862,436 | \$4,130,070 | \$83,571,057 |

| Costs of Index Crimes in Oceana County (2015 dollars) | | | | | | | | |
|---|------------|--------------------|--------------------|-----------------|--------------------|------------------|---------------------|---------------------|
| | Murder | Rape | Aggravated Assault | Robbery | Larceny | Burglary | Motor Vehicle Theft | Total |
| Medical Care | \$0 | \$197,614 | \$55,719 | \$3,069 | \$0 | \$0 | \$0 | \$256,402 |
| Future Earnings (Lost Wages) | \$0 | \$123,302 | \$39,382 | \$3,163 | \$8,898 | \$3,239 | \$1,091 | \$179,075 |
| Public Services | \$0 | \$17,342 | \$12,034 | \$808 | \$149,490 | \$43,975 | \$2,956 | \$226,606 |
| Adjudication & Sanctioning | \$0 | \$541,754 | \$426,246 | \$11,286 | \$690,407 | \$76,072 | \$19,515 | \$1,765,280 |
| Property Damage and Loss | \$0 | \$3,446 | \$2,515 | \$2,281 | \$316,614 | \$250,725 | \$70,499 | \$646,080 |
| Subtotal (Monetary Cost) | \$0 | \$883,458 | \$535,895 | \$20,607 | \$1,165,409 | \$374,012 | \$94,062 | \$3,073,443 |
| Quality of Life | \$0 | \$7,932,867 | \$595,610 | \$47,752 | \$220,726 | \$62,997 | \$6,433 | \$8,866,384 |
| Total (Comprehensive Costs) | \$0 | \$8,816,325 | \$1,131,506 | \$68,358 | \$1,386,135 | \$437,008 | \$100,495 | \$11,939,827 |

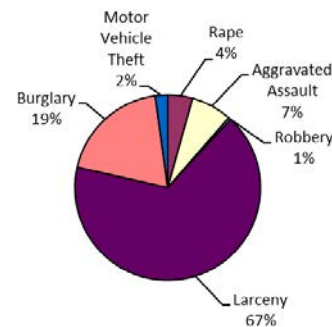
Traffic Crash Casualties



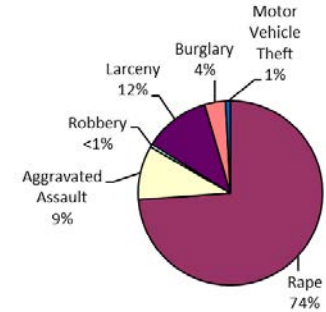
Traffic Crash Costs



Index Crimes



Index Crime Costs

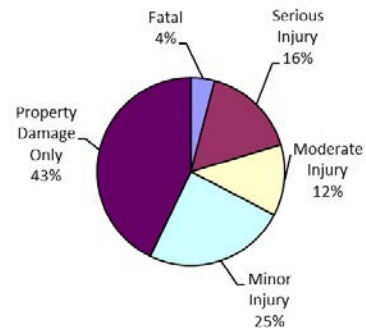


Oceana County

Alcohol-Involved Crashes

| Crash Casualty Severity | Crash Casualties | Crash Costs |
|--------------------------------|------------------|---------------------|
| Fatal | 2 | \$17,750,783 |
| Serious Injury | 8 | \$4,678,059 |
| Moderate Injury | 6 | \$1,022,941 |
| Minor Injury | 12 | \$1,032,894 |
| Property Damage Only | 21 | \$96,146 |
| Total | 49 | \$24,580,823 |
| Average cost of crash casualty | | \$501,649 |

Crash Casualties



Crash Costs

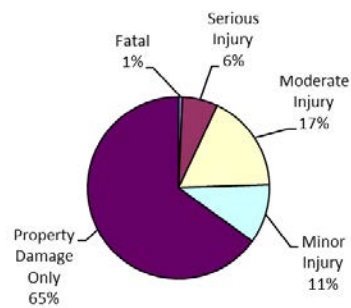


| Costs of Alcohol-Involved Crashes in Oceana County (2015 dollars) | | | | | | |
|---|---------------------|--------------------|--------------------|--------------------|----------------------|---------------------|
| | Fatal | Serious Injury | Moderate Injury | Minor Injury | Property Damage Only | Total |
| Medical Care | \$23,861 | \$437,839 | \$82,922 | \$126,780 | \$6,440 | \$677,843 |
| Future Earnings (Lost Wages) | \$2,407,468 | \$677,783 | \$153,506 | \$190,737 | \$7,173 | \$3,436,667 |
| Public Services | \$1,800 | \$3,113 | \$1,041 | \$1,318 | \$609 | \$7,881 |
| Adjudication & Sanctioning | \$212,513 | \$103,165 | \$21,037 | \$26,090 | \$1,008 | \$363,812 |
| Property Damage & Loss | \$46,305 | \$90,317 | \$44,685 | \$75,199 | \$57,547 | \$314,053 |
| Subtotal (Monetary Cost) | \$2,691,948 | \$1,312,217 | \$303,192 | \$420,123 | \$72,776 | \$4,800,256 |
| Quality of Life | \$15,058,835 | \$3,365,843 | \$719,749 | \$612,770 | \$23,370 | \$19,780,566 |
| Total (Comprehensive Cost) | \$17,750,783 | \$4,678,059 | \$1,022,941 | \$1,032,894 | \$96,146 | \$24,580,823 |

Oceana County Teen Driver Crashes

| Crash Casualty Severity | Crash Casualties | Crash Costs |
|--------------------------------|------------------|--------------|
| Fatal | 1 | \$8,875,391 |
| Serious Injury | 9 | \$4,386,509 |
| Moderate Injury | 25 | \$3,373,581 |
| Minor Injury | 15 | \$1,008,005 |
| Property Damage Only | 93 | \$404,312 |
| Total | 143 | \$18,047,798 |
| Average cost of crash casualty | | \$126,208 |

Crash Casualties



Crash Costs



| Costs of Teen Driver Crashes in Oceana County (2015 dollars) | | | | | | |
|--|--------------------|--------------------|--------------------|--------------------|----------------------|---------------------|
| | Fatal | Serious Injury | Moderate Injury | Minor Injury | Property Damage Only | Total |
| Medical Care | \$11,931 | \$236,991 | \$157,388 | \$86,092 | \$24,202 | \$516,603 |
| Future Earnings (Lost Wages) | \$1,203,734 | \$361,870 | \$290,595 | \$129,793 | \$27,700 | \$2,013,693 |
| Public Services | \$900 | \$1,567 | \$1,914 | \$870 | \$2,037 | \$7,289 |
| Adjudication & Sanctioning | \$106,256 | \$76,846 | \$42,018 | \$16,838 | \$1,645 | \$243,603 |
| Property Damage & Loss | \$23,153 | \$57,509 | \$97,671 | \$57,476 | \$251,078 | \$486,886 |
| Subtotal (Monetary Cost) | \$1,345,974 | \$734,783 | \$589,586 | \$291,069 | \$306,662 | \$3,268,073 |
| Quality of Life | \$7,529,418 | \$3,651,726 | \$2,783,995 | \$716,936 | \$97,651 | \$14,779,725 |
| Total (Comprehensive Cost) | \$8,875,391 | \$4,386,509 | \$3,373,581 | \$1,008,005 | \$404,312 | \$18,047,798 |

Oceana County Motorcycle Crashes

| Injury Severity | Motorcyclist Crash Victims | Motorcyclist Victim Costs |
|--------------------------------|-------------------------------|------------------------------|
| Fatal | 1 | \$8,815,923 |
| Serious Injury | 4 | \$2,043,546 |
| Moderate Injury | 5 | \$594,047 |
| Minor Injury | 1 | \$111,974 |
| Property Damage Only | 0 | \$0 |
| Total | 11 | \$11,565,491 |
| Average cost of crash casualty | \$1,051,408 | |

| Injury Severity | Non-motorcyclist Crash Victims | Non-motorcyclist Victim Costs |
|--------------------------------|-----------------------------------|----------------------------------|
| Fatal | 0 | \$0 |
| Serious Injury | 0 | \$0 |
| Moderate Injury | 0 | \$0 |
| Minor Injury | 0 | \$0 |
| Property Damage Only | 0 | \$0 |
| Total | 0 | \$0 |
| Average cost of crash casualty | \$0 | |

| Motorcyclist Victim Costs in Motorcycle Crashes in Oceana County (2015 dollars) | | | | | | |
|---|-------------|----------------|-----------------|--------------|----------------------|--------------|
| | Fatal | Serious Injury | Moderate Injury | Minor Injury | Property Damage Only | Total |
| Medical Care | \$11,931 | \$167,111 | \$45,184 | \$8,606 | \$0 | \$232,832 |
| Future Earnings (Lost Wages) | \$1,209,483 | \$244,910 | \$76,198 | \$14,175 | \$0 | \$1,544,767 |
| Public Services | \$788 | \$1,414 | \$863 | \$164 | \$0 | \$3,230 |
| Adjudication & Sanctioning | \$106,257 | \$38,008 | \$13,354 | \$2,496 | \$0 | \$160,114 |
| Property Damage & Loss | \$12,951 | \$39,423 | \$39,197 | \$7,567 | \$0 | \$99,138 |
| Subtotal (Monetary Cost) | \$1,341,410 | \$490,867 | \$174,795 | \$33,008 | \$0 | \$2,040,081 |
| Quality of Life | \$7,474,513 | \$1,552,679 | \$419,252 | \$78,966 | \$0 | \$9,525,410 |
| Total (Comprehensive Cost) | \$8,815,923 | \$2,043,546 | \$594,047 | \$111,974 | \$0 | \$11,565,491 |

| Non-motorcyclist Victim Costs in Motorcycle Crashes in Oceana County (2015 dollars) | | | | | | |
|---|-------|----------------|-----------------|--------------|----------------------|-------|
| | Fatal | Serious Injury | Moderate Injury | Minor Injury | Property Damage Only | Total |
| Medical Care | \$0 | \$0 | \$0 | \$0 | \$0 | \$0 |
| Future Earnings (Lost Wages) | \$0 | \$0 | \$0 | \$0 | \$0 | \$0 |
| Public Services | \$0 | \$0 | \$0 | \$0 | \$0 | \$0 |
| Adjudication & Sanctioning | \$0 | \$0 | \$0 | \$0 | \$0 | \$0 |
| Property Damage & Loss | \$0 | \$0 | \$0 | \$0 | \$0 | \$0 |
| Subtotal (Monetary Cost) | \$0 | \$0 | \$0 | \$0 | \$0 | \$0 |
| Quality of Life | \$0 | \$0 | \$0 | \$0 | \$0 | \$0 |
| Total (Comprehensive Cost) | \$0 | \$0 | \$0 | \$0 | \$0 | \$0 |

| Costs of Motorcycle Crashes in Oceana County (2015 dollars) | | | | | | |
|---|-------------|----------------|-----------------|--------------|----------------------|--------------|
| | Fatal | Serious Injury | Moderate Injury | Minor Injury | Property Damage Only | Total |
| Medical Care | \$11,931 | \$167,111 | \$45,184 | \$8,606 | \$0 | \$232,832 |
| Future Earnings (Lost Wages) | \$1,209,483 | \$244,910 | \$76,198 | \$14,175 | \$0 | \$1,544,767 |
| Public Services | \$788 | \$1,414 | \$863 | \$164 | \$0 | \$3,230 |
| Adjudication & Sanctioning | \$106,257 | \$38,008 | \$13,354 | \$2,496 | \$0 | \$160,114 |
| Property Damage & Loss | \$12,951 | \$39,423 | \$39,197 | \$7,567 | \$0 | \$99,138 |
| Subtotal (Monetary Cost) | \$1,341,410 | \$490,867 | \$174,795 | \$33,008 | \$0 | \$2,040,081 |
| Quality of Life | \$7,474,513 | \$1,552,679 | \$419,252 | \$78,966 | \$0 | \$9,525,410 |
| Total (Comprehensive Cost) | \$8,815,923 | \$2,043,546 | \$594,047 | \$111,974 | \$0 | \$11,565,491 |

Motorcycle Crash Casualties



Motorcycle Crash Costs



Oceana County

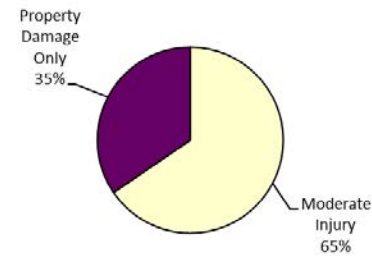
Medium/Large Truck Crashes

| Crash Casualty Severity | Crash Casualties | Crash Costs |
|--------------------------------|------------------|-------------|
| Fatal | 0 | \$0 |
| Serious Injury | 0 | \$0 |
| Moderate Injury | 1 | \$275,031 |
| Minor Injury | 0 | \$0 |
| Property Damage Only | 16 | \$145,120 |
| Total | 17 | \$420,151 |
| Average cost of crash casualty | \$24,715 | |

Crash Casualties



Crash Costs



| Costs of Medium/Large Truck Crashes in Oceana County (2015 dollars) | | | | | | |
|---|-------|----------------|-----------------|--------------|----------------------|-----------|
| | Fatal | Serious Injury | Moderate Injury | Minor Injury | Property Damage Only | Total |
| Medical Care | \$0 | \$0 | \$17,805 | \$0 | \$5,984 | \$23,789 |
| Future Earnings (Lost Wages) | \$0 | \$0 | \$51,044 | \$0 | \$43,680 | \$94,724 |
| Public Services | \$0 | \$0 | \$176 | \$0 | \$752 | \$928 |
| Adjudication & Sanctioning | \$0 | \$0 | \$6,892 | \$0 | \$4,976 | \$11,868 |
| Property Damage & Loss | \$0 | \$0 | \$9,320 | \$0 | \$54,384 | \$63,704 |
| Subtotal (Monetary Cost) | \$0 | \$0 | \$85,237 | \$0 | \$109,776 | \$195,013 |
| Quality of Life | \$0 | \$0 | \$189,794 | \$0 | \$35,344 | \$225,138 |
| Total (Comprehensive Cost) | \$0 | \$0 | \$275,031 | \$0 | \$145,120 | \$420,151 |

Ogemaw County

Traffic Crashes and Crime

| Traffic Crash Casualty Severity | Traffic Crash Casualties | Traffic Crash Costs |
|--|--------------------------|---------------------|
| Fatal | 6 | \$53,252,348 |
| Serious Injury | 14 | \$6,823,458 |
| Moderate Injury | 38 | \$5,127,843 |
| Minor Injury | 110 | \$7,392,034 |
| Property Damage Only | 819 | \$3,560,555 |
| Total | 987 | \$76,156,238 |
| Average cost of traffic crash casualty | \$77,159 | |

| Index Crime Category | Number of Index Crimes | Index Crime Costs |
|-----------------------------|------------------------|-------------------|
| Murder | 0 | \$0 |
| Rape | 12 | \$4,808,905 |
| Aggravated Assault | 31 | \$974,352 |
| Robbery | 0 | \$0 |
| Larceny | 118 | \$482,489 |
| Burglary | 79 | \$352,282 |
| Motor Vehicle Theft | 9 | \$82,223 |
| Total | 249 | \$6,700,251 |
| Average cost of index crime | \$26,909 | |

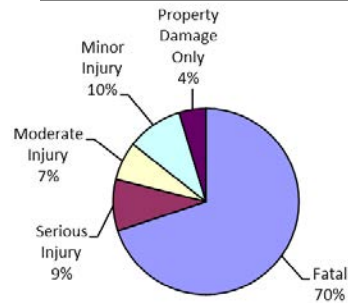
| Costs of Traffic Crashes in Ogemaw County (2015 dollars) | | | | | | |
|--|---------------------|--------------------|--------------------|--------------------|----------------------|---------------------|
| | Fatal | Serious Injury | Moderate Injury | Minor Injury | Property Damage Only | Total |
| Medical Care | \$71,584 | \$368,652 | \$239,230 | \$631,341 | \$213,130 | \$1,523,938 |
| Future Earnings (Lost Wages) | \$7,222,404 | \$562,909 | \$441,705 | \$951,818 | \$243,936 | \$9,422,773 |
| Public Services | \$5,400 | \$2,438 | \$2,910 | \$6,377 | \$17,941 | \$35,066 |
| Adjudication & Sanctioning | \$637,538 | \$119,538 | \$63,867 | \$123,481 | \$14,486 | \$958,909 |
| Property Damage & Loss | \$138,916 | \$89,458 | \$148,459 | \$421,489 | \$2,211,106 | \$3,009,428 |
| Subtotal (Monetary Cost) | \$8,075,843 | \$1,142,995 | \$896,170 | \$2,134,505 | \$2,700,600 | \$14,950,113 |
| Quality of Life | \$45,176,506 | \$5,680,463 | \$4,231,673 | \$5,257,529 | \$859,955 | \$61,206,125 |
| Total (Comprehensive Cost) | \$53,252,348 | \$6,823,458 | \$5,127,843 | \$7,392,034 | \$3,560,555 | \$76,156,238 |

| Costs of Index Crimes in Ogemaw County (2015 dollars) | | | | | | | | |
|---|------------|--------------------|--------------------|------------|------------------|------------------|---------------------|--------------------|
| | Murder | Rape | Aggravated Assault | Robbery | Larceny | Burglary | Motor Vehicle Theft | Total |
| Medical Care | \$0 | \$107,790 | \$47,980 | \$0 | \$0 | \$0 | \$0 | \$155,770 |
| Future Earnings (Lost Wages) | \$0 | \$67,255 | \$33,913 | \$0 | \$3,097 | \$2,611 | \$892 | \$107,769 |
| Public Services | \$0 | \$9,459 | \$10,362 | \$0 | \$52,035 | \$35,449 | \$2,419 | \$109,725 |
| Adjudication & Sanctioning | \$0 | \$295,502 | \$367,045 | \$0 | \$240,319 | \$61,323 | \$15,967 | \$980,157 |
| Property Damage and Loss | \$0 | \$1,880 | \$2,165 | \$0 | \$110,208 | \$202,115 | \$57,681 | \$374,049 |
| Subtotal (Monetary Cost) | \$0 | \$481,886 | \$461,466 | \$0 | \$405,659 | \$301,499 | \$76,960 | \$1,727,469 |
| Quality of Life | \$0 | \$4,327,018 | \$512,887 | \$0 | \$76,831 | \$50,783 | \$5,263 | \$4,972,782 |
| Total (Comprehensive Costs) | \$0 | \$4,808,905 | \$974,352 | \$0 | \$482,489 | \$352,282 | \$82,223 | \$6,700,251 |

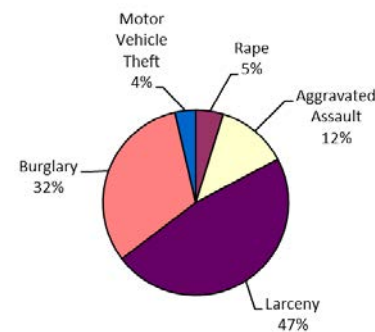
Traffic Crash Casualties



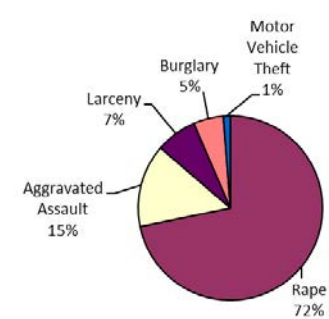
Traffic Crash Costs



Index Crimes



Index Crime Costs

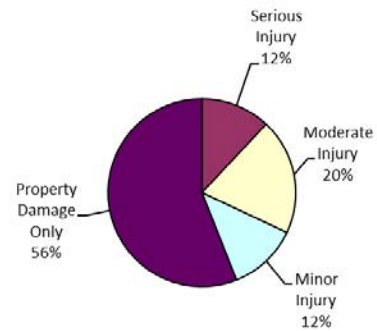


Ogemaw County

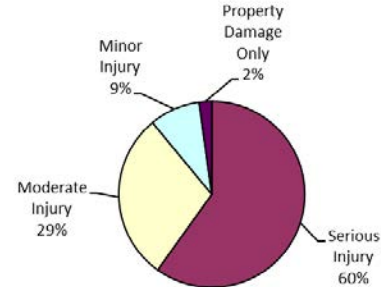
Alcohol-Involved Crashes

| Crash Casualty Severity | Crash Casualties | Crash Costs |
|--------------------------------|------------------|-------------|
| Fatal | 0 | \$0 |
| Serious Injury | 3 | \$1,754,272 |
| Moderate Injury | 5 | \$852,451 |
| Minor Injury | 3 | \$258,223 |
| Property Damage Only | 14 | \$64,097 |
| Total | 25 | \$2,929,044 |
| Average cost of crash casualty | \$117,162 | |

Crash Casualties



Crash Costs

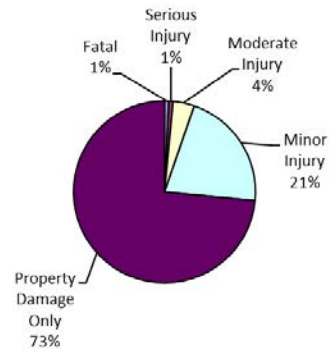


| Costs of Alcohol-Involved Crashes in Ogemaw County (2015 dollars) | | | | | | |
|---|------------|--------------------|------------------|------------------|----------------------|--------------------|
| | Fatal | Serious Injury | Moderate Injury | Minor Injury | Property Damage Only | Total |
| Medical Care | \$0 | \$164,190 | \$69,102 | \$31,695 | \$4,293 | \$269,280 |
| Future Earnings (Lost Wages) | \$0 | \$254,169 | \$127,922 | \$47,684 | \$4,782 | \$434,557 |
| Public Services | \$0 | \$1,167 | \$868 | \$330 | \$406 | \$2,770 |
| Adjudication & Sanctioning | \$0 | \$38,687 | \$17,531 | \$6,522 | \$672 | \$63,412 |
| Property Damage & Loss | \$0 | \$33,869 | \$37,238 | \$18,800 | \$38,365 | \$128,271 |
| Subtotal (Monetary Cost) | \$0 | \$492,081 | \$252,660 | \$105,031 | \$48,518 | \$898,290 |
| Quality of Life | \$0 | \$1,262,191 | \$599,790 | \$153,193 | \$15,580 | \$2,030,754 |
| Total (Comprehensive Cost) | \$0 | \$1,754,272 | \$852,451 | \$258,223 | \$64,097 | \$2,929,044 |

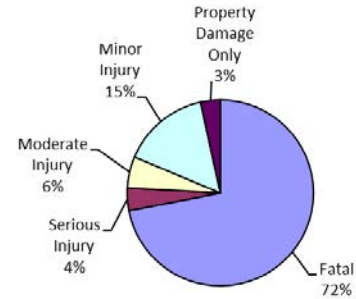
Ogemaw County Teen Driver Crashes

| Crash Casualty Severity | Crash Casualties | Crash Costs |
|--------------------------------|------------------|--------------|
| Fatal | 1 | \$8,875,391 |
| Serious Injury | 1 | \$487,390 |
| Moderate Injury | 5 | \$674,716 |
| Minor Injury | 28 | \$1,881,609 |
| Property Damage Only | 97 | \$421,702 |
| Total | 132 | \$12,340,808 |
| Average cost of crash casualty | | \$93,491 |

Crash Casualties



Crash Costs



| Costs of Teen Driver Crashes in Ogemaw County (2015 dollars) | | | | | | |
|--|--------------------|------------------|------------------|--------------------|----------------------|---------------------|
| | Fatal | Serious Injury | Moderate Injury | Minor Injury | Property Damage Only | Total |
| Medical Care | \$11,931 | \$26,332 | \$31,478 | \$160,705 | \$25,243 | \$255,688 |
| Future Earnings (Lost Wages) | \$1,203,734 | \$40,208 | \$58,119 | \$242,281 | \$28,891 | \$1,573,233 |
| Public Services | \$900 | \$174 | \$383 | \$1,623 | \$2,125 | \$5,205 |
| Adjudication & Sanctioning | \$106,256 | \$8,538 | \$8,404 | \$31,431 | \$1,716 | \$156,345 |
| Property Damage & Loss | \$23,153 | \$6,390 | \$19,534 | \$107,288 | \$261,877 | \$418,242 |
| Subtotal (Monetary Cost) | \$1,345,974 | \$81,643 | \$117,917 | \$543,328 | \$319,851 | \$2,408,713 |
| Quality of Life | \$7,529,418 | \$405,747 | \$556,799 | \$1,338,280 | \$101,851 | \$9,932,095 |
| Total (Comprehensive Cost) | \$8,875,391 | \$487,390 | \$674,716 | \$1,881,609 | \$421,702 | \$12,340,808 |

Ogemaw County Motorcycle Crashes

| Injury Severity | Motorcyclist Crash Victims | Motorcyclist Victim Costs |
|--------------------------------|-------------------------------|------------------------------|
| Fatal | 2 | \$17,631,846 |
| Serious Injury | 1 | \$510,887 |
| Moderate Injury | 2 | \$237,619 |
| Minor Injury | 2 | \$223,949 |
| Property Damage Only | 5 | \$19,930 |
| Total | 12 | \$18,624,231 |
| Average cost of crash casualty | | \$1,552,019 |

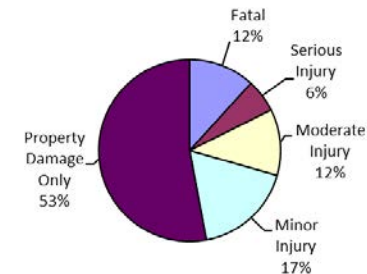
| Injury Severity | Non-motorcyclist Crash Victims | Non-motorcyclist Victim Costs |
|--------------------------------|-----------------------------------|----------------------------------|
| Fatal | 0 | \$0 |
| Serious Injury | 0 | \$0 |
| Moderate Injury | 0 | \$0 |
| Minor Injury | 1 | \$67,200 |
| Property Damage Only | 4 | \$11,338 |
| Total | 5 | \$78,538 |
| Average cost of crash casualty | | \$15,708 |

| Motorcyclist Victim Costs in Motorcycle Crashes in Ogemaw County (2015 dollars) | | | | | | |
|---|--------------|----------------|-----------------|--------------|----------------------|--------------|
| | Fatal | Serious Injury | Moderate Injury | Minor Injury | Property Damage Only | Total |
| Medical Care | \$23,861 | \$41,778 | \$18,073 | \$17,212 | \$692 | \$101,617 |
| Future Earnings (Lost Wages) | \$2,418,966 | \$61,228 | \$30,479 | \$28,350 | \$1,096 | \$2,540,119 |
| Public Services | \$1,577 | \$354 | \$345 | \$328 | \$301 | \$2,905 |
| Adjudication & Sanctioning | \$212,514 | \$9,502 | \$5,341 | \$4,992 | \$928 | \$233,277 |
| Property Damage & Loss | \$25,902 | \$9,856 | \$15,679 | \$15,134 | \$11,685 | \$78,256 |
| Subtotal (Monetary Cost) | \$2,682,820 | \$122,717 | \$69,918 | \$66,017 | \$14,701 | \$2,956,173 |
| Quality of Life | \$14,949,027 | \$388,170 | \$167,701 | \$157,932 | \$5,229 | \$15,668,058 |
| Total (Comprehensive Cost) | \$17,631,846 | \$510,887 | \$237,619 | \$223,949 | \$19,930 | \$18,624,231 |

| Non-motorcyclist Victim Costs in Motorcycle Crashes in Ogemaw County (2015 dollars) | | | | | | |
|---|-------|----------------|-----------------|--------------|----------------------|----------|
| | Fatal | Serious Injury | Moderate Injury | Minor Injury | Property Damage Only | Total |
| Medical Care | \$0 | \$0 | \$0 | \$5,739 | \$0 | \$5,739 |
| Future Earnings (Lost Wages) | \$0 | \$0 | \$0 | \$8,653 | \$354 | \$9,007 |
| Public Services | \$0 | \$0 | \$0 | \$58 | \$84 | \$142 |
| Adjudication & Sanctioning | \$0 | \$0 | \$0 | \$1,123 | \$0 | \$1,123 |
| Property Damage & Loss | \$0 | \$0 | \$0 | \$3,832 | \$10,900 | \$14,732 |
| Subtotal (Monetary Cost) | \$0 | \$0 | \$0 | \$19,405 | \$11,338 | \$30,742 |
| Quality of Life | \$0 | \$0 | \$0 | \$47,796 | \$0 | \$47,796 |
| Total (Comprehensive Cost) | \$0 | \$0 | \$0 | \$67,200 | \$11,338 | \$78,538 |

| Costs of Motorcycle Crashes in Ogemaw County (2015 dollars) | | | | | | |
|---|--------------|----------------|-----------------|--------------|----------------------|--------------|
| | Fatal | Serious Injury | Moderate Injury | Minor Injury | Property Damage Only | Total |
| Medical Care | \$23,861 | \$41,778 | \$18,073 | \$22,952 | \$692 | \$107,356 |
| Future Earnings (Lost Wages) | \$2,418,966 | \$61,228 | \$30,479 | \$37,003 | \$1,450 | \$2,549,125 |
| Public Services | \$1,577 | \$354 | \$345 | \$386 | \$385 | \$3,046 |
| Adjudication & Sanctioning | \$212,514 | \$9,502 | \$5,341 | \$6,115 | \$928 | \$234,400 |
| Property Damage & Loss | \$25,902 | \$9,856 | \$15,679 | \$18,966 | \$22,585 | \$92,987 |
| Subtotal (Monetary Cost) | \$2,682,820 | \$122,717 | \$69,918 | \$85,422 | \$26,039 | \$2,986,915 |
| Quality of Life | \$14,949,027 | \$388,170 | \$167,701 | \$205,728 | \$5,229 | \$15,715,854 |
| Total (Comprehensive Cost) | \$17,631,846 | \$510,887 | \$237,619 | \$291,149 | \$31,268 | \$18,702,769 |

Motorcycle Crash Casualties



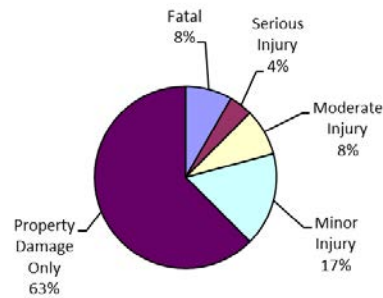
Motorcycle Crash Costs



Ogemaw County Medium/Large Truck Crashes

| Crash Casualty Severity | Crash Casualties | Crash Costs |
|--------------------------------|------------------|---------------------|
| Fatal | 2 | \$17,767,872 |
| Serious Injury | 1 | \$692,627 |
| Moderate Injury | 2 | \$550,062 |
| Minor Injury | 4 | \$518,016 |
| Property Damage Only | 15 | \$136,050 |
| Total | 24 | \$19,664,627 |
| Average cost of crash casualty | | \$819,359 |

Crash Casualties



Crash Costs



| Costs of Medium/Large Truck Crashes in Ogemaw County (2015 dollars) | | | | | | |
|---|---------------------|------------------|------------------|------------------|----------------------|---------------------|
| | Fatal | Serious Injury | Moderate Injury | Minor Injury | Property Damage Only | Total |
| Medical Care | \$23,861 | \$41,747 | \$35,610 | \$32,660 | \$5,610 | \$139,488 |
| Future Earnings (Lost Wages) | \$2,407,468 | \$119,234 | \$102,088 | \$87,152 | \$40,950 | \$2,756,892 |
| Public Services | \$1,800 | \$322 | \$352 | \$772 | \$705 | \$3,951 |
| Adjudication & Sanctioning | \$212,513 | \$16,116 | \$13,784 | \$11,996 | \$4,665 | \$259,074 |
| Property Damage & Loss | \$63,394 | \$12,555 | \$18,640 | \$26,836 | \$50,985 | \$172,410 |
| Subtotal (Monetary Cost) | \$2,709,036 | \$189,974 | \$170,474 | \$159,416 | \$102,915 | \$3,331,815 |
| Quality of Life | \$15,058,835 | \$502,653 | \$379,588 | \$358,600 | \$33,135 | \$16,332,811 |
| Total (Comprehensive Cost) | \$17,767,872 | \$692,627 | \$550,062 | \$518,016 | \$136,050 | \$19,664,627 |

Ontonagon County

Traffic Crashes and Crime

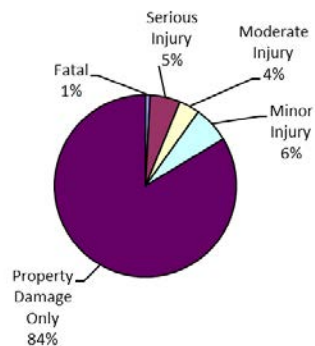
| Traffic Crash Casualty Severity | Traffic Crash Casualties | Traffic Crash Costs |
|--|--------------------------|---------------------|
| Fatal | 3 | \$26,626,174 |
| Serious Injury | 19 | \$9,260,407 |
| Moderate Injury | 13 | \$1,754,262 |
| Minor Injury | 23 | \$1,545,607 |
| Property Damage Only | 296 | \$1,286,843 |
| Total | 354 | \$40,473,293 |
| Average cost of traffic crash casualty | \$114,331 | |

| Index Crime Category | Number of Index Crimes | Index Crime Costs |
|-----------------------------|------------------------|-------------------|
| Murder | 0 | \$0 |
| Rape | 4 | \$1,602,968 |
| Aggravated Assault | 6 | \$188,584 |
| Robbery | 0 | \$0 |
| Larceny | 16 | \$65,422 |
| Burglary | 19 | \$84,726 |
| Motor Vehicle Theft | 3 | \$27,408 |
| Total | 48 | \$1,969,109 |
| Average cost of index crime | \$41,023 | |

| Costs of Traffic Crashes in Ontonagon County (2015 dollars) | | | | | | |
|---|--------------|----------------|-----------------|--------------|----------------------|--------------|
| | Fatal | Serious Injury | Moderate Injury | Minor Injury | Property Damage Only | Total |
| Medical Care | \$35,792 | \$500,314 | \$81,842 | \$132,008 | \$77,029 | \$826,984 |
| Future Earnings (Lost Wages) | \$3,611,202 | \$763,948 | \$151,110 | \$199,016 | \$88,163 | \$4,813,439 |
| Public Services | \$2,700 | \$3,309 | \$995 | \$1,333 | \$6,484 | \$14,822 |
| Adjudication & Sanctioning | \$318,769 | \$162,230 | \$21,849 | \$25,819 | \$5,235 | \$533,902 |
| Property Damage & Loss | \$69,458 | \$121,408 | \$50,789 | \$88,129 | \$799,130 | \$1,128,914 |
| Subtotal (Monetary Cost) | \$4,037,921 | \$1,551,208 | \$306,585 | \$446,306 | \$976,041 | \$7,318,060 |
| Quality of Life | \$22,588,253 | \$7,709,199 | \$1,447,678 | \$1,099,302 | \$310,802 | \$33,155,233 |
| Total (Comprehensive Cost) | \$26,626,174 | \$9,260,407 | \$1,754,262 | \$1,545,607 | \$1,286,843 | \$40,473,293 |

| Costs of Index Crimes in Ontonagon County (2015 dollars) | | | | | | | | |
|--|--------|-------------|--------------------|---------|----------|----------|---------------------|-------------|
| | Murder | Rape | Aggravated Assault | Robbery | Larceny | Burglary | Motor Vehicle Theft | Total |
| Medical Care | \$0 | \$35,930 | \$9,286 | \$0 | \$0 | \$0 | \$0 | \$45,216 |
| Future Earnings (Lost Wages) | \$0 | \$22,418 | \$6,564 | \$0 | \$420 | \$628 | \$297 | \$30,328 |
| Public Services | \$0 | \$3,153 | \$2,006 | \$0 | \$7,056 | \$8,526 | \$806 | \$21,546 |
| Adjudication & Sanctioning | \$0 | \$98,501 | \$71,041 | \$0 | \$32,586 | \$14,749 | \$5,322 | \$222,198 |
| Property Damage and Loss | \$0 | \$627 | \$419 | \$0 | \$14,943 | \$48,610 | \$19,227 | \$83,826 |
| Subtotal (Monetary Cost) | \$0 | \$160,629 | \$89,316 | \$0 | \$55,005 | \$72,513 | \$25,653 | \$403,115 |
| Quality of Life | \$0 | \$1,442,339 | \$99,268 | \$0 | \$10,418 | \$12,214 | \$1,754 | \$1,565,994 |
| Total (Comprehensive Costs) | \$0 | \$1,602,968 | \$188,584 | \$0 | \$65,422 | \$84,726 | \$27,408 | \$1,969,109 |

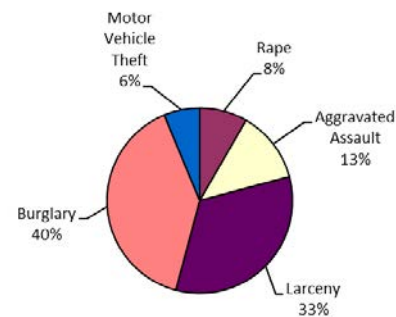
Traffic Crash Casualties



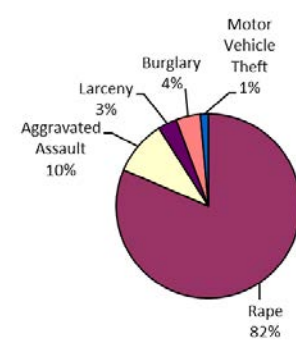
Traffic Crash Costs



Index Crimes



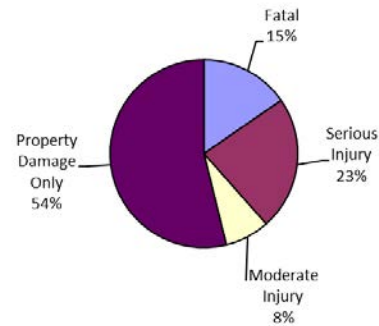
Index Crime Costs



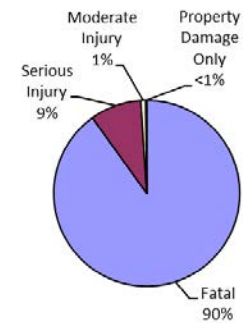
Ontonagon County Alcohol-Involved Crashes

| Crash Casualty Severity | Crash Casualties | Crash Costs |
|--------------------------------|------------------|--------------|
| Fatal | 2 | \$17,750,783 |
| Serious Injury | 3 | \$1,754,272 |
| Moderate Injury | 1 | \$170,490 |
| Minor Injury | 0 | \$0 |
| Property Damage Only | 7 | \$32,049 |
| Total | 13 | \$19,707,594 |
| Average cost of crash casualty | \$1,515,969 | |

Crash Casualties



Crash Costs

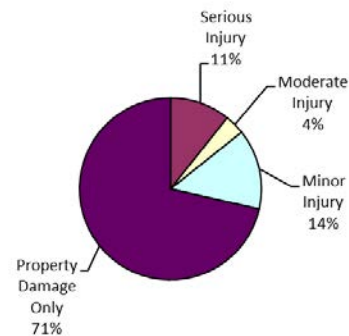


| Costs of Alcohol-Involved Crashes in Ontonagon County (2015 dollars) | | | | | | |
|--|---------------------|--------------------|------------------|--------------|----------------------|---------------------|
| | Fatal | Serious Injury | Moderate Injury | Minor Injury | Property Damage Only | Total |
| Medical Care | \$23,861 | \$164,190 | \$13,820 | \$0 | \$2,147 | \$204,018 |
| Future Earnings (Lost Wages) | \$2,407,468 | \$254,169 | \$25,584 | \$0 | \$2,391 | \$2,689,612 |
| Public Services | \$1,800 | \$1,167 | \$174 | \$0 | \$203 | \$3,344 |
| Adjudication & Sanctioning | \$212,513 | \$38,687 | \$3,506 | \$0 | \$336 | \$255,041 |
| Property Damage & Loss | \$46,305 | \$33,869 | \$7,448 | \$0 | \$19,182 | \$106,804 |
| Subtotal (Monetary Cost) | \$2,691,948 | \$492,081 | \$50,532 | \$0 | \$24,259 | \$3,258,820 |
| Quality of Life | \$15,058,835 | \$1,262,191 | \$119,958 | \$0 | \$7,790 | \$16,448,774 |
| Total (Comprehensive Cost) | \$17,750,783 | \$1,754,272 | \$170,490 | \$0 | \$32,049 | \$19,707,594 |

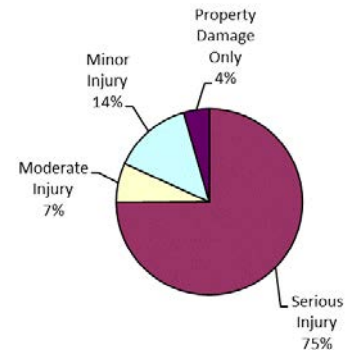
Ontonagon County Teen Driver Crashes

| Crash Casualty Severity | Crash Casualties | Crash Costs |
|--------------------------------|------------------|-------------|
| Fatal | 0 | \$0 |
| Serious Injury | 3 | \$1,462,170 |
| Moderate Injury | 1 | \$134,943 |
| Minor Injury | 4 | \$268,801 |
| Property Damage Only | 20 | \$86,949 |
| Total | 28 | \$1,952,863 |
| Average cost of crash casualty | \$69,745 | |

Crash Casualties



Crash Costs



| Costs of Teen Driver Crashes in Ontonagon County (2015 dollars) | | | | | | |
|---|------------|--------------------|------------------|------------------|----------------------|--------------------|
| | Fatal | Serious Injury | Moderate Injury | Minor Injury | Property Damage Only | Total |
| Medical Care | \$0 | \$78,997 | \$6,296 | \$22,958 | \$5,205 | \$113,455 |
| Future Earnings (Lost Wages) | \$0 | \$120,623 | \$11,624 | \$34,612 | \$5,957 | \$172,816 |
| Public Services | \$0 | \$522 | \$77 | \$232 | \$438 | \$1,269 |
| Adjudication & Sanctioning | \$0 | \$25,615 | \$1,681 | \$4,490 | \$354 | \$32,140 |
| Property Damage & Loss | \$0 | \$19,170 | \$3,907 | \$15,327 | \$53,995 | \$92,399 |
| Subtotal (Monetary Cost) | \$0 | \$244,928 | \$23,583 | \$77,618 | \$65,949 | \$412,078 |
| Quality of Life | \$0 | \$1,217,242 | \$111,360 | \$191,183 | \$21,000 | \$1,540,785 |
| Total (Comprehensive Cost) | \$0 | \$1,462,170 | \$134,943 | \$268,801 | \$86,949 | \$1,952,863 |

Ontonagon County Motorcycle Crashes

| Injury Severity | Motorcyclist Crash Victims | Motorcyclist Victim Costs |
|--------------------------------|-------------------------------|------------------------------|
| Fatal | 1 | \$8,815,923 |
| Serious Injury | 2 | \$1,021,773 |
| Moderate Injury | 2 | \$237,619 |
| Minor Injury | 0 | \$0 |
| Property Damage Only | 0 | \$0 |
| Total | 5 | \$10,075,315 |
| Average cost of crash casualty | \$2,015,063 | |

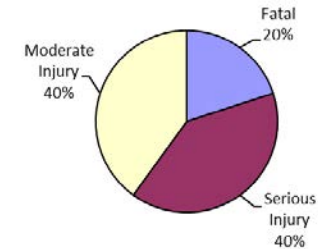
| Injury Severity | Non-motorcyclist Crash Victims | Non-motorcyclist Victim Costs |
|--------------------------------|-----------------------------------|----------------------------------|
| Fatal | 0 | \$0 |
| Serious Injury | 0 | \$0 |
| Moderate Injury | 0 | \$0 |
| Minor Injury | 0 | \$0 |
| Property Damage Only | 0 | \$0 |
| Total | 0 | \$0 |
| Average cost of crash casualty | \$0 | |

| Motorcyclist Victim Costs in Motorcycle Crashes in Ontonagon County (2015 dollars) | | | | | | |
|--|-------------|----------------|-----------------|--------------|----------------------|--------------|
| | Fatal | Serious Injury | Moderate Injury | Minor Injury | Property Damage Only | Total |
| Medical Care | \$11,931 | \$83,556 | \$18,073 | \$0 | \$0 | \$113,560 |
| Future Earnings (Lost Wages) | \$1,209,483 | \$122,455 | \$30,479 | \$0 | \$0 | \$1,362,417 |
| Public Services | \$788 | \$707 | \$345 | \$0 | \$0 | \$1,841 |
| Adjudication & Sanctioning | \$106,257 | \$19,004 | \$5,341 | \$0 | \$0 | \$130,602 |
| Property Damage & Loss | \$12,951 | \$19,712 | \$15,679 | \$0 | \$0 | \$48,342 |
| Subtotal (Monetary Cost) | \$1,341,410 | \$245,434 | \$69,918 | \$0 | \$0 | \$1,656,762 |
| Quality of Life | \$7,474,513 | \$776,339 | \$167,701 | \$0 | \$0 | \$8,418,554 |
| Total (Comprehensive Cost) | \$8,815,923 | \$1,021,773 | \$237,619 | \$0 | \$0 | \$10,075,315 |

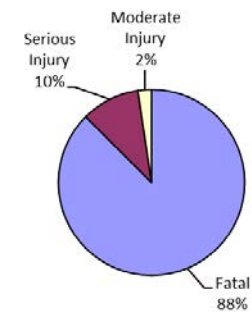
| Non-motorcyclist Victim Costs in Motorcycle Crashes in Ontonagon County (2015 dollars) | | | | | | |
|--|-------|----------------|-----------------|--------------|----------------------|-------|
| | Fatal | Serious Injury | Moderate Injury | Minor Injury | Property Damage Only | Total |
| Medical Care | \$0 | \$0 | \$0 | \$0 | \$0 | \$0 |
| Future Earnings (Lost Wages) | \$0 | \$0 | \$0 | \$0 | \$0 | \$0 |
| Public Services | \$0 | \$0 | \$0 | \$0 | \$0 | \$0 |
| Adjudication & Sanctioning | \$0 | \$0 | \$0 | \$0 | \$0 | \$0 |
| Property Damage & Loss | \$0 | \$0 | \$0 | \$0 | \$0 | \$0 |
| Subtotal (Monetary Cost) | \$0 | \$0 | \$0 | \$0 | \$0 | \$0 |
| Quality of Life | \$0 | \$0 | \$0 | \$0 | \$0 | \$0 |
| Total (Comprehensive Cost) | \$0 | \$0 | \$0 | \$0 | \$0 | \$0 |

| Costs of Motorcycle Crashes in Ontonagon County (2015 dollars) | | | | | | |
|--|-------------|----------------|-----------------|--------------|----------------------|--------------|
| | Fatal | Serious Injury | Moderate Injury | Minor Injury | Property Damage Only | Total |
| Medical Care | \$11,931 | \$83,556 | \$18,073 | \$0 | \$0 | \$113,560 |
| Future Earnings (Lost Wages) | \$1,209,483 | \$122,455 | \$30,479 | \$0 | \$0 | \$1,362,417 |
| Public Services | \$788 | \$707 | \$345 | \$0 | \$0 | \$1,841 |
| Adjudication & Sanctioning | \$106,257 | \$19,004 | \$5,341 | \$0 | \$0 | \$130,602 |
| Property Damage & Loss | \$12,951 | \$19,712 | \$15,679 | \$0 | \$0 | \$48,342 |
| Subtotal (Monetary Cost) | \$1,341,410 | \$245,434 | \$69,918 | \$0 | \$0 | \$1,656,762 |
| Quality of Life | \$7,474,513 | \$776,339 | \$167,701 | \$0 | \$0 | \$8,418,554 |
| Total (Comprehensive Cost) | \$8,815,923 | \$1,021,773 | \$237,619 | \$0 | \$0 | \$10,075,315 |

Motorcycle Crash Casualties



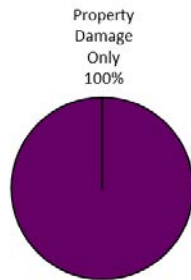
Motorcycle Crash Costs



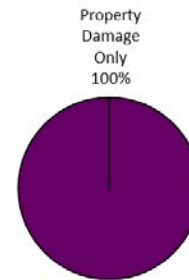
Ontonagon County Medium/Large Truck Crashes

| Crash Casualty Severity | Crash Casualties | Crash Costs |
|--------------------------------|------------------|-------------|
| Fatal | 0 | \$0 |
| Serious Injury | 0 | \$0 |
| Moderate Injury | 0 | \$0 |
| Minor Injury | 0 | \$0 |
| Property Damage Only | 16 | \$145,120 |
| Total | 16 | \$145,120 |
| Average cost of crash casualty | | \$9,070 |

Crash Casualties



Crash Costs



| Costs of Medium/Large Truck Crashes in Ontonagon County (2015 dollars) | | | | | | |
|--|------------|----------------|-----------------|--------------|----------------------|------------------|
| | Fatal | Serious Injury | Moderate Injury | Minor Injury | Property Damage Only | Total |
| Medical Care | \$0 | \$0 | \$0 | \$0 | \$5,984 | \$5,984 |
| Future Earnings (Lost Wages) | \$0 | \$0 | \$0 | \$0 | \$43,680 | \$43,680 |
| Public Services | \$0 | \$0 | \$0 | \$0 | \$752 | \$752 |
| Adjudication & Sanctioning | \$0 | \$0 | \$0 | \$0 | \$4,976 | \$4,976 |
| Property Damage & Loss | \$0 | \$0 | \$0 | \$0 | \$54,384 | \$54,384 |
| Subtotal (Monetary Cost) | \$0 | \$0 | \$0 | \$0 | \$109,776 | \$109,776 |
| Quality of Life | \$0 | \$0 | \$0 | \$0 | \$35,344 | \$35,344 |
| Total (Comprehensive Cost) | \$0 | \$0 | \$0 | \$0 | \$145,120 | \$145,120 |

Osceola County

Traffic Crashes and Crime

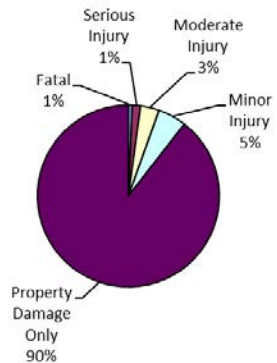
| Traffic Crash Casualty Severity | Traffic Crash Casualties | Traffic Crash Costs |
|--|--------------------------|---------------------|
| Fatal | 8 | \$71,003,131 |
| Serious Injury | 17 | \$8,285,627 |
| Moderate Injury | 39 | \$5,262,786 |
| Minor Injury | 59 | \$3,964,818 |
| Property Damage Only | 1,045 | \$4,543,077 |
| Total | 1,168 | \$93,059,440 |
| Average cost of traffic crash casualty | | \$79,674 |

| Index Crime Category | Number of Index Crimes | Index Crime Costs |
|-----------------------------|------------------------|-------------------|
| Murder | 0 | \$0 |
| Rape | 24 | \$9,617,809 |
| Aggravated Assault | 30 | \$942,921 |
| Robbery | 0 | \$0 |
| Larceny | 236 | \$964,979 |
| Burglary | 71 | \$316,608 |
| Motor Vehicle Theft | 9 | \$82,223 |
| Total | 370 | \$11,924,540 |
| Average cost of index crime | | \$32,228 |

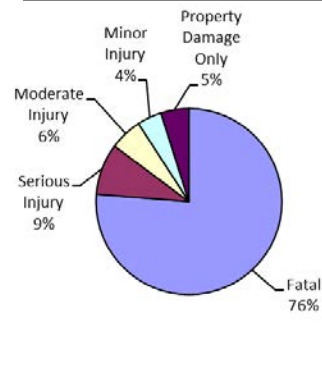
| Costs of Traffic Crashes in Osceola County (2015 dollars) | | | | | | |
|---|---------------------|--------------------|--------------------|--------------------|----------------------|---------------------|
| | Fatal | Serious Injury | Moderate Injury | Minor Injury | Property Damage Only | Total |
| Medical Care | \$95,446 | \$447,649 | \$245,525 | \$338,628 | \$271,943 | \$1,399,191 |
| Future Earnings (Lost Wages) | \$9,629,872 | \$683,533 | \$453,329 | \$510,520 | \$311,250 | \$11,588,504 |
| Public Services | \$7,200 | \$2,960 | \$2,986 | \$3,420 | \$22,892 | \$39,460 |
| Adjudication & Sanctioning | \$850,051 | \$145,153 | \$65,547 | \$66,231 | \$18,483 | \$1,145,464 |
| Property Damage & Loss | \$185,221 | \$108,628 | \$152,366 | \$226,071 | \$2,821,252 | \$3,493,538 |
| Subtotal (Monetary Cost) | \$10,767,790 | \$1,387,923 | \$919,754 | \$1,144,871 | \$3,445,820 | \$17,666,158 |
| Quality of Life | \$60,235,341 | \$6,897,704 | \$4,343,033 | \$2,819,948 | \$1,097,256 | \$75,393,282 |
| Total (Comprehensive Cost) | \$71,003,131 | \$8,285,627 | \$5,262,786 | \$3,964,818 | \$4,543,077 | \$93,059,440 |

| Costs of Index Crimes in Osceola County (2015 dollars) | | | | | | | | |
|--|------------|--------------------|--------------------|------------|------------------|------------------|---------------------|---------------------|
| | Murder | Rape | Aggravated Assault | Robbery | Larceny | Burglary | Motor Vehicle Theft | Total |
| Medical Care | \$0 | \$215,579 | \$46,432 | \$0 | \$0 | \$0 | \$0 | \$262,011 |
| Future Earnings (Lost Wages) | \$0 | \$134,511 | \$32,819 | \$0 | \$6,195 | \$2,347 | \$892 | \$176,763 |
| Public Services | \$0 | \$18,919 | \$10,028 | \$0 | \$104,070 | \$31,860 | \$2,419 | \$167,295 |
| Adjudication & Sanctioning | \$0 | \$591,004 | \$355,205 | \$0 | \$480,637 | \$55,113 | \$15,967 | \$1,497,927 |
| Property Damage and Loss | \$0 | \$3,760 | \$2,095 | \$0 | \$220,415 | \$181,648 | \$57,681 | \$465,600 |
| Subtotal (Monetary Cost) | \$0 | \$963,772 | \$446,580 | \$0 | \$811,317 | \$270,968 | \$76,960 | \$2,569,596 |
| Quality of Life | \$0 | \$8,654,037 | \$496,342 | \$0 | \$153,662 | \$45,640 | \$5,263 | \$9,354,944 |
| Total (Comprehensive Costs) | \$0 | \$9,617,809 | \$942,921 | \$0 | \$964,979 | \$316,608 | \$82,223 | \$11,924,540 |

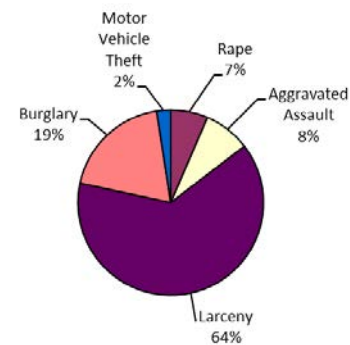
Traffic Crash Casualties



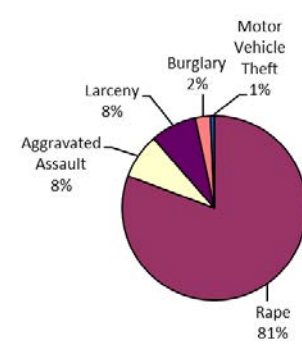
Traffic Crash Costs



Index Crimes



Index Crime Costs

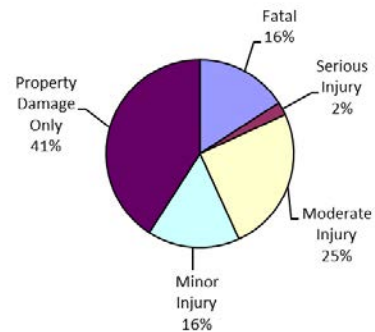


Osceola County

Alcohol-Involved Crashes

| Crash Casualty Severity | Crash Casualties | Crash Costs |
|--------------------------------|------------------|--------------|
| Fatal | 7 | \$62,127,740 |
| Serious Injury | 1 | \$584,757 |
| Moderate Injury | 11 | \$1,875,391 |
| Minor Injury | 7 | \$602,521 |
| Property Damage Only | 18 | \$82,411 |
| Total | 44 | \$65,272,821 |
| Average cost of crash casualty | \$1,483,473 | |

Crash Casualties



Crash Costs

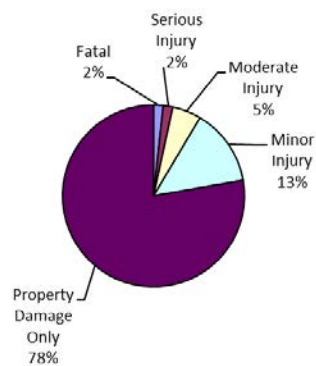


| Costs of Alcohol-Involved Crashes in Osceola County (2015 dollars) | | | | | | |
|--|---------------------|------------------|--------------------|------------------|----------------------|---------------------|
| | Fatal | Serious Injury | Moderate Injury | Minor Injury | Property Damage Only | Total |
| Medical Care | \$83,515 | \$54,730 | \$152,024 | \$73,955 | \$5,520 | \$369,745 |
| Future Earnings (Lost Wages) | \$8,426,138 | \$84,723 | \$281,428 | \$111,263 | \$6,148 | \$8,909,701 |
| Public Services | \$6,300 | \$389 | \$1,909 | \$769 | \$522 | \$9,889 |
| Adjudication & Sanctioning | \$743,794 | \$12,896 | \$38,568 | \$15,219 | \$864 | \$811,341 |
| Property Damage & Loss | \$162,068 | \$11,290 | \$81,923 | \$43,866 | \$49,326 | \$348,473 |
| Subtotal (Monetary Cost) | \$9,421,817 | \$164,027 | \$555,852 | \$245,072 | \$62,380 | \$10,449,148 |
| Quality of Life | \$52,705,923 | \$420,730 | \$1,319,539 | \$357,449 | \$20,031 | \$54,823,673 |
| Total (Comprehensive Cost) | \$62,127,740 | \$584,757 | \$1,875,391 | \$602,521 | \$82,411 | \$65,272,821 |

Osceola County Teen Driver Crashes

| Crash Casualty Severity | Crash Casualties | Crash Costs |
|--------------------------------|------------------|--------------|
| Fatal | 2 | \$17,750,783 |
| Serious Injury | 2 | \$974,780 |
| Moderate Injury | 6 | \$809,659 |
| Minor Injury | 16 | \$1,075,205 |
| Property Damage Only | 91 | \$395,617 |
| Total | 117 | \$21,006,044 |
| Average cost of crash casualty | | \$179,539 |

Crash Casualties



Crash Costs



| Costs of Teen Driver Crashes in Osceola County (2015 dollars) | | | | | | |
|---|---------------------|------------------|------------------|--------------------|----------------------|---------------------|
| | Fatal | Serious Injury | Moderate Injury | Minor Injury | Property Damage Only | Total |
| Medical Care | \$23,861 | \$52,665 | \$37,773 | \$91,831 | \$23,681 | \$229,812 |
| Future Earnings (Lost Wages) | \$2,407,468 | \$80,416 | \$69,743 | \$138,446 | \$27,104 | \$2,723,177 |
| Public Services | \$1,800 | \$348 | \$459 | \$928 | \$1,993 | \$5,529 |
| Adjudication & Sanctioning | \$212,513 | \$17,077 | \$10,084 | \$17,961 | \$1,610 | \$259,244 |
| Property Damage & Loss | \$46,305 | \$12,780 | \$23,441 | \$61,307 | \$245,678 | \$389,512 |
| Subtotal (Monetary Cost) | \$2,691,948 | \$163,285 | \$141,501 | \$310,473 | \$300,067 | \$3,607,273 |
| Quality of Life | \$15,058,835 | \$811,495 | \$668,159 | \$764,732 | \$95,551 | \$17,398,771 |
| Total (Comprehensive Cost) | \$17,750,783 | \$974,780 | \$809,659 | \$1,075,205 | \$395,617 | \$21,006,044 |

Osceola County Motorcycle Crashes

| Injury Severity | Motorcyclist Crash Victims | Motorcyclist Victim Costs |
|--------------------------------|-------------------------------|------------------------------|
| Fatal | 0 | \$0 |
| Serious Injury | 0 | \$0 |
| Moderate Injury | 1 | \$118,809 |
| Minor Injury | 0 | \$0 |
| Property Damage Only | 3 | \$11,958 |
| Total | 4 | \$130,768 |
| Average cost of crash casualty | | \$32,692 |

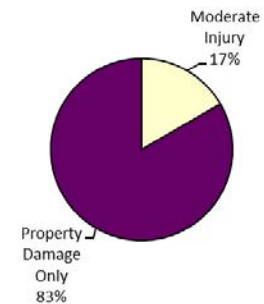
| Injury Severity | Non-motorcyclist Crash Victims | Non-motorcyclist Victim Costs |
|--------------------------------|-----------------------------------|----------------------------------|
| Fatal | 0 | \$0 |
| Serious Injury | 0 | \$0 |
| Moderate Injury | 0 | \$0 |
| Minor Injury | 0 | \$0 |
| Property Damage Only | 2 | \$5,669 |
| Total | 2 | \$5,669 |
| Average cost of crash casualty | | \$2,834 |

| Motorcyclist Victim Costs in Motorcycle Crashes in Osceola County (2015 dollars) | | | | | | |
|--|-------|----------------|-----------------|--------------|----------------------|-----------|
| | Fatal | Serious Injury | Moderate Injury | Minor Injury | Property Damage Only | Total |
| Medical Care | \$0 | \$0 | \$9,037 | \$0 | \$415 | \$9,452 |
| Future Earnings (Lost Wages) | \$0 | \$0 | \$15,240 | \$0 | \$658 | \$15,897 |
| Public Services | \$0 | \$0 | \$173 | \$0 | \$181 | \$353 |
| Adjudication & Sanctioning | \$0 | \$0 | \$2,671 | \$0 | \$557 | \$3,228 |
| Property Damage & Loss | \$0 | \$0 | \$7,839 | \$0 | \$7,011 | \$14,850 |
| Subtotal (Monetary Cost) | \$0 | \$0 | \$34,959 | \$0 | \$8,821 | \$43,780 |
| Quality of Life | \$0 | \$0 | \$83,850 | \$0 | \$3,137 | \$86,988 |
| Total (Comprehensive Cost) | \$0 | \$0 | \$118,809 | \$0 | \$11,958 | \$130,768 |

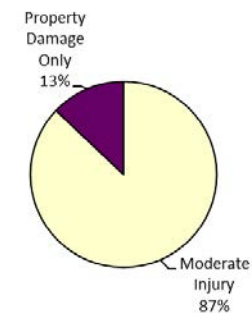
| Non-motorcyclist Victim Costs in Motorcycle Crashes in Osceola County (2015 dollars) | | | | | | |
|--|-------|----------------|-----------------|--------------|----------------------|---------|
| | Fatal | Serious Injury | Moderate Injury | Minor Injury | Property Damage Only | Total |
| Medical Care | \$0 | \$0 | \$0 | \$0 | \$0 | \$0 |
| Future Earnings (Lost Wages) | \$0 | \$0 | \$0 | \$0 | \$177 | \$177 |
| Public Services | \$0 | \$0 | \$0 | \$0 | \$42 | \$42 |
| Adjudication & Sanctioning | \$0 | \$0 | \$0 | \$0 | \$0 | \$0 |
| Property Damage & Loss | \$0 | \$0 | \$0 | \$0 | \$5,450 | \$5,450 |
| Subtotal (Monetary Cost) | \$0 | \$0 | \$0 | \$0 | \$5,669 | \$5,669 |
| Quality of Life | \$0 | \$0 | \$0 | \$0 | \$0 | \$0 |
| Total (Comprehensive Cost) | \$0 | \$0 | \$0 | \$0 | \$5,669 | \$5,669 |

| Costs of Motorcycle Crashes in Osceola County (2015 dollars) | | | | | | |
|--|-------|----------------|-----------------|--------------|----------------------|-----------|
| | Fatal | Serious Injury | Moderate Injury | Minor Injury | Property Damage Only | Total |
| Medical Care | \$0 | \$0 | \$9,037 | \$0 | \$415 | \$9,452 |
| Future Earnings (Lost Wages) | \$0 | \$0 | \$15,240 | \$0 | \$834 | \$16,074 |
| Public Services | \$0 | \$0 | \$173 | \$0 | \$222 | \$395 |
| Adjudication & Sanctioning | \$0 | \$0 | \$2,671 | \$0 | \$557 | \$3,228 |
| Property Damage & Loss | \$0 | \$0 | \$7,839 | \$0 | \$12,461 | \$20,300 |
| Subtotal (Monetary Cost) | \$0 | \$0 | \$34,959 | \$0 | \$14,490 | \$49,449 |
| Quality of Life | \$0 | \$0 | \$83,850 | \$0 | \$3,137 | \$86,988 |
| Total (Comprehensive Cost) | \$0 | \$0 | \$118,809 | \$0 | \$17,627 | \$136,436 |

Motorcycle Crash Casualties



Motorcycle Crash Costs

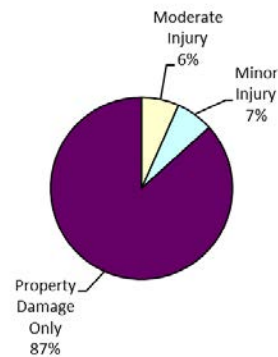


Osceola County

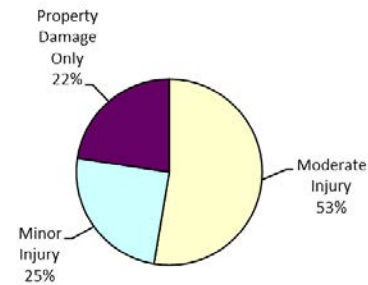
Medium/Large Truck Crashes

| Crash Casualty Severity | Crash Casualties | Crash Costs |
|--------------------------------|------------------|-------------|
| Fatal | 0 | \$0 |
| Serious Injury | 0 | \$0 |
| Moderate Injury | 2 | \$550,062 |
| Minor Injury | 2 | \$259,008 |
| Property Damage Only | 26 | \$235,820 |
| Total | 30 | \$1,044,890 |
| Average cost of crash casualty | \$34,830 | |

Crash Casualties



Crash Costs



| Costs of Medium/Large Truck Crashes in Osceola County (2015 dollars) | | | | | | |
|--|------------|----------------|------------------|------------------|----------------------|--------------------|
| | Fatal | Serious Injury | Moderate Injury | Minor Injury | Property Damage Only | Total |
| Medical Care | \$0 | \$0 | \$35,610 | \$16,330 | \$9,724 | \$61,664 |
| Future Earnings (Lost Wages) | \$0 | \$0 | \$102,088 | \$43,576 | \$70,980 | \$216,644 |
| Public Services | \$0 | \$0 | \$352 | \$386 | \$1,222 | \$1,960 |
| Adjudication & Sanctioning | \$0 | \$0 | \$13,784 | \$5,998 | \$8,086 | \$27,868 |
| Property Damage & Loss | \$0 | \$0 | \$18,640 | \$13,418 | \$88,374 | \$120,432 |
| Subtotal (Monetary Cost) | \$0 | \$0 | \$170,474 | \$79,708 | \$178,386 | \$428,568 |
| Quality of Life | \$0 | \$0 | \$379,588 | \$179,300 | \$57,434 | \$616,322 |
| Total (Comprehensive Cost) | \$0 | \$0 | \$550,062 | \$259,008 | \$235,820 | \$1,044,890 |

Oscoda County

Traffic Crashes and Crime

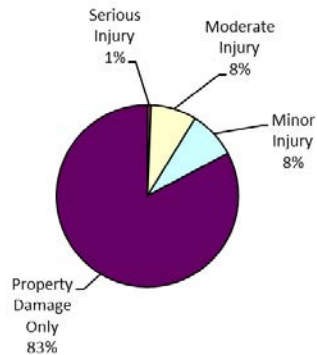
| Traffic Crash Casualty Severity | Traffic Crash Casualties | Traffic Crash Costs |
|--|--------------------------|---------------------|
| Fatal | 0 | \$0 |
| Serious Injury | 2 | \$974,780 |
| Moderate Injury | 25 | \$3,373,581 |
| Minor Injury | 26 | \$1,747,208 |
| Property Damage Only | 254 | \$1,104,250 |
| Total | 307 | \$7,199,819 |
| Average cost of traffic crash casualty | \$23,452 | |

| Index Crime Category | Number of Index Crimes | Index Crime Costs |
|-----------------------------|------------------------|-------------------|
| Murder | 1 | \$7,288,808 |
| Rape | 9 | \$3,606,678 |
| Aggravated Assault | 12 | \$377,169 |
| Robbery | 0 | \$0 |
| Larceny | 69 | \$282,134 |
| Burglary | 42 | \$187,289 |
| Motor Vehicle Theft | 2 | \$18,272 |
| Total | 135 | \$11,760,350 |
| Average cost of index crime | \$87,114 | |

| Costs of Traffic Crashes in Oscoda County (2015 dollars) | | | | | | |
|--|------------|------------------|--------------------|--------------------|----------------------|--------------------|
| | Fatal | Serious Injury | Moderate Injury | Minor Injury | Property Damage Only | Total |
| Medical Care | \$0 | \$52,665 | \$157,388 | \$149,226 | \$66,099 | \$425,378 |
| Future Earnings (Lost Wages) | \$0 | \$80,416 | \$290,595 | \$224,975 | \$75,653 | \$671,639 |
| Public Services | \$0 | \$348 | \$1,914 | \$1,507 | \$5,564 | \$9,334 |
| Adjudication & Sanctioning | \$0 | \$17,077 | \$42,018 | \$29,186 | \$4,493 | \$92,773 |
| Property Damage & Loss | \$0 | \$12,780 | \$97,671 | \$99,625 | \$685,740 | \$895,815 |
| Subtotal (Monetary Cost) | \$0 | \$163,285 | \$589,586 | \$504,519 | \$837,549 | \$2,094,939 |
| Quality of Life | \$0 | \$811,495 | \$2,783,995 | \$1,242,689 | \$266,702 | \$5,104,880 |
| Total (Comprehensive Cost) | \$0 | \$974,780 | \$3,373,581 | \$1,747,208 | \$1,104,250 | \$7,199,819 |

| Costs of Index Crimes in Oscoda County (2015 dollars) | | | | | | | | |
|---|--------------------|--------------------|--------------------|------------|------------------|------------------|---------------------|---------------------|
| | Murder | Rape | Aggravated Assault | Robbery | Larceny | Burglary | Motor Vehicle Theft | Total |
| Medical Care | \$27,738 | \$80,842 | \$18,573 | \$0 | \$0 | \$0 | \$0 | \$127,153 |
| Future Earnings (Lost Wages) | \$918,569 | \$50,442 | \$13,127 | \$0 | \$1,811 | \$1,388 | \$198 | \$985,536 |
| Public Services | \$2,846 | \$7,095 | \$4,011 | \$0 | \$30,427 | \$18,846 | \$537 | \$63,763 |
| Adjudication & Sanctioning | \$394,370 | \$221,626 | \$142,082 | \$0 | \$140,525 | \$32,602 | \$3,548 | \$934,755 |
| Property Damage and Loss | \$175 | \$1,410 | \$838 | \$0 | \$64,443 | \$107,454 | \$12,818 | \$187,138 |
| Subtotal (Monetary Cost) | \$1,343,697 | \$361,415 | \$178,632 | \$0 | \$237,207 | \$160,291 | \$17,102 | \$2,298,344 |
| Quality of Life | \$5,945,111 | \$3,245,264 | \$198,537 | \$0 | \$44,927 | \$26,999 | \$1,170 | \$9,462,006 |
| Total (Comprehensive Costs) | \$7,288,808 | \$3,606,678 | \$377,169 | \$0 | \$282,134 | \$187,289 | \$18,272 | \$11,760,350 |

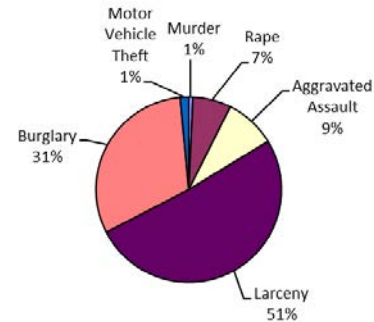
Traffic Crash Casualties



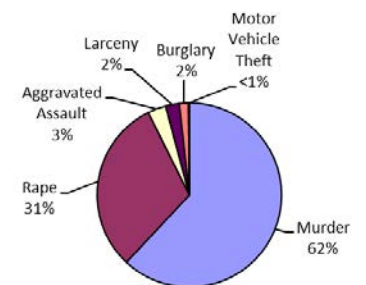
Traffic Crash Costs



Index Crimes



Index Crime Costs

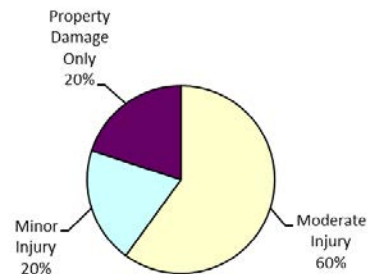


Oscoda County

Alcohol-Involved Crashes

| Crash Casualty Severity | Crash Casualties | Crash Costs |
|--------------------------------|------------------|-------------|
| Fatal | 0 | \$0 |
| Serious Injury | 0 | \$0 |
| Moderate Injury | 3 | \$511,470 |
| Minor Injury | 1 | \$86,074 |
| Property Damage Only | 1 | \$4,578 |
| Total | 5 | \$602,123 |
| Average cost of crash casualty | \$120,425 | |

Crash Casualties



Crash Costs

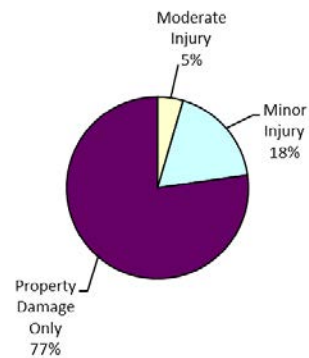


| Costs of Alcohol-Involved Crashes in Oscoda County (2015 dollars) | | | | | | |
|---|------------|----------------|------------------|-----------------|----------------------|------------------|
| | Fatal | Serious Injury | Moderate Injury | Minor Injury | Property Damage Only | Total |
| Medical Care | \$0 | \$0 | \$41,461 | \$10,565 | \$307 | \$52,333 |
| Future Earnings (Lost Wages) | \$0 | \$0 | \$76,753 | \$15,895 | \$342 | \$92,989 |
| Public Services | \$0 | \$0 | \$521 | \$110 | \$29 | \$659 |
| Adjudication & Sanctioning | \$0 | \$0 | \$10,519 | \$2,174 | \$48 | \$12,741 |
| Property Damage & Loss | \$0 | \$0 | \$22,343 | \$6,267 | \$2,740 | \$31,349 |
| Subtotal (Monetary Cost) | \$0 | \$0 | \$151,596 | \$35,010 | \$3,466 | \$190,072 |
| Quality of Life | \$0 | \$0 | \$359,874 | \$51,064 | \$1,113 | \$412,051 |
| Total (Comprehensive Cost) | \$0 | \$0 | \$511,470 | \$86,074 | \$4,578 | \$602,123 |

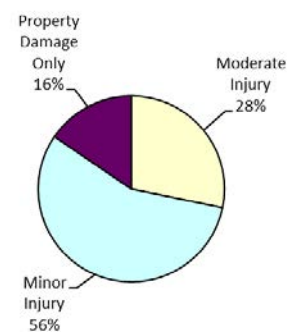
Oscoda County Teen Driver Crashes

| Crash Casualty Severity | Crash Casualties | Crash Costs |
|--------------------------------|------------------|-------------|
| Fatal | 0 | \$0 |
| Serious Injury | 0 | \$0 |
| Moderate Injury | 1 | \$134,943 |
| Minor Injury | 4 | \$268,801 |
| Property Damage Only | 17 | \$73,907 |
| Total | 22 | \$477,651 |
| Average cost of crash casualty | | \$21,711 |

Crash Casualties



Crash Costs



| Costs of Teen Driver Crashes in Oscoda County (2015 dollars) | | | | | | |
|--|------------|----------------|------------------|------------------|----------------------|------------------|
| | Fatal | Serious Injury | Moderate Injury | Minor Injury | Property Damage Only | Total |
| Medical Care | \$0 | \$0 | \$6,296 | \$22,958 | \$4,424 | \$33,677 |
| Future Earnings (Lost Wages) | \$0 | \$0 | \$11,624 | \$34,612 | \$5,063 | \$51,299 |
| Public Services | \$0 | \$0 | \$77 | \$232 | \$372 | \$681 |
| Adjudication & Sanctioning | \$0 | \$0 | \$1,681 | \$4,490 | \$301 | \$6,472 |
| Property Damage & Loss | \$0 | \$0 | \$3,907 | \$15,327 | \$45,896 | \$65,130 |
| Subtotal (Monetary Cost) | \$0 | \$0 | \$23,583 | \$77,618 | \$56,056 | \$157,258 |
| Quality of Life | \$0 | \$0 | \$111,360 | \$191,183 | \$17,850 | \$320,393 |
| Total (Comprehensive Cost) | \$0 | \$0 | \$134,943 | \$268,801 | \$73,907 | \$477,651 |

Oscoda County Motorcycle Crashes

| Injury Severity | Motorcyclist Crash Victims | Motorcyclist Victim Costs |
|--------------------------------|-------------------------------|------------------------------|
| Fatal | 0 | \$0 |
| Serious Injury | 0 | \$0 |
| Moderate Injury | 0 | \$0 |
| Minor Injury | 2 | \$223,949 |
| Property Damage Only | 0 | \$0 |
| Total | 2 | \$223,949 |
| Average cost of crash casualty | \$111,974 | |

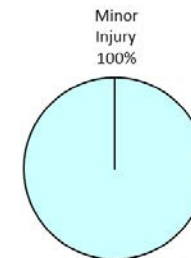
| Injury Severity | Non-motorcyclist Crash Victims | Non-motorcyclist Victim Costs |
|--------------------------------|-----------------------------------|----------------------------------|
| Fatal | 0 | \$0 |
| Serious Injury | 0 | \$0 |
| Moderate Injury | 0 | \$0 |
| Minor Injury | 0 | \$0 |
| Property Damage Only | 0 | \$0 |
| Total | 0 | \$0 |
| Average cost of crash casualty | \$0 | |

| Motorcyclist Victim Costs in Motorcycle Crashes in Oscoda County (2015 dollars) | | | | | | |
|---|-------|----------------|-----------------|--------------|----------------------|-----------|
| | Fatal | Serious Injury | Moderate Injury | Minor Injury | Property Damage Only | Total |
| Medical Care | \$0 | \$0 | \$0 | \$17,212 | \$0 | \$17,212 |
| Future Earnings (Lost Wages) | \$0 | \$0 | \$0 | \$28,350 | \$0 | \$28,350 |
| Public Services | \$0 | \$0 | \$0 | \$328 | \$0 | \$328 |
| Adjudication & Sanctioning | \$0 | \$0 | \$0 | \$4,992 | \$0 | \$4,992 |
| Property Damage & Loss | \$0 | \$0 | \$0 | \$15,134 | \$0 | \$15,134 |
| Subtotal (Monetary Cost) | \$0 | \$0 | \$0 | \$66,017 | \$0 | \$66,017 |
| Quality of Life | \$0 | \$0 | \$0 | \$157,932 | \$0 | \$157,932 |
| Total (Comprehensive Cost) | \$0 | \$0 | \$0 | \$223,949 | \$0 | \$223,949 |

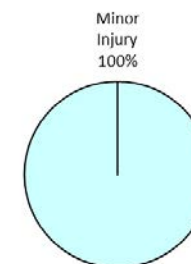
| Non-motorcyclist Victim Costs in Motorcycle Crashes in Oscoda County (2015 dollars) | | | | | | |
|---|-------|----------------|-----------------|--------------|----------------------|-------|
| | Fatal | Serious Injury | Moderate Injury | Minor Injury | Property Damage Only | Total |
| Medical Care | \$0 | \$0 | \$0 | \$0 | \$0 | \$0 |
| Future Earnings (Lost Wages) | \$0 | \$0 | \$0 | \$0 | \$0 | \$0 |
| Public Services | \$0 | \$0 | \$0 | \$0 | \$0 | \$0 |
| Adjudication & Sanctioning | \$0 | \$0 | \$0 | \$0 | \$0 | \$0 |
| Property Damage & Loss | \$0 | \$0 | \$0 | \$0 | \$0 | \$0 |
| Subtotal (Monetary Cost) | \$0 | \$0 | \$0 | \$0 | \$0 | \$0 |
| Quality of Life | \$0 | \$0 | \$0 | \$0 | \$0 | \$0 |
| Total (Comprehensive Cost) | \$0 | \$0 | \$0 | \$0 | \$0 | \$0 |

| Costs of Motorcycle Crashes in Oscoda County (2015 dollars) | | | | | | |
|---|-------|----------------|-----------------|--------------|----------------------|-----------|
| | Fatal | Serious Injury | Moderate Injury | Minor Injury | Property Damage Only | Total |
| Medical Care | \$0 | \$0 | \$0 | \$17,212 | \$0 | \$17,212 |
| Future Earnings (Lost Wages) | \$0 | \$0 | \$0 | \$28,350 | \$0 | \$28,350 |
| Public Services | \$0 | \$0 | \$0 | \$328 | \$0 | \$328 |
| Adjudication & Sanctioning | \$0 | \$0 | \$0 | \$4,992 | \$0 | \$4,992 |
| Property Damage & Loss | \$0 | \$0 | \$0 | \$15,134 | \$0 | \$15,134 |
| Subtotal (Monetary Cost) | \$0 | \$0 | \$0 | \$66,017 | \$0 | \$66,017 |
| Quality of Life | \$0 | \$0 | \$0 | \$157,932 | \$0 | \$157,932 |
| Total (Comprehensive Cost) | \$0 | \$0 | \$0 | \$223,949 | \$0 | \$223,949 |

Motorcycle Crash Casualties



Motorcycle Crash Costs

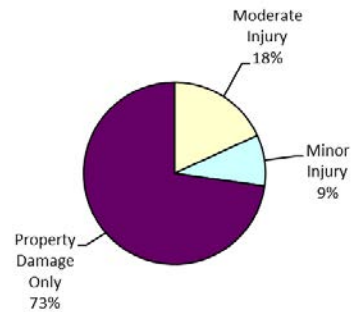


Oscoda County

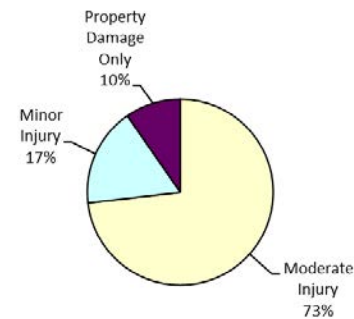
Medium/Large Truck Crashes

| Crash Casualty Severity | Crash Casualties | Crash Costs |
|--------------------------------|------------------|-------------|
| Fatal | 0 | \$0 |
| Serious Injury | 0 | \$0 |
| Moderate Injury | 2 | \$550,062 |
| Minor Injury | 1 | \$129,504 |
| Property Damage Only | 8 | \$72,560 |
| Total | 11 | \$752,126 |
| Average cost of crash casualty | | \$68,375 |

Crash Casualties



Crash Costs



| Costs of Medium/Large Truck Crashes in Oscoda County (2015 dollars) | | | | | | |
|---|------------|----------------|------------------|------------------|----------------------|------------------|
| | Fatal | Serious Injury | Moderate Injury | Minor Injury | Property Damage Only | Total |
| Medical Care | \$0 | \$0 | \$35,610 | \$8,165 | \$2,992 | \$46,767 |
| Future Earnings (Lost Wages) | \$0 | \$0 | \$102,088 | \$21,788 | \$21,840 | \$145,716 |
| Public Services | \$0 | \$0 | \$352 | \$193 | \$376 | \$921 |
| Adjudication & Sanctioning | \$0 | \$0 | \$13,784 | \$2,999 | \$2,488 | \$19,271 |
| Property Damage & Loss | \$0 | \$0 | \$18,640 | \$6,709 | \$27,192 | \$52,541 |
| Subtotal (Monetary Cost) | \$0 | \$0 | \$170,474 | \$39,854 | \$54,888 | \$265,216 |
| Quality of Life | \$0 | \$0 | \$379,588 | \$89,650 | \$17,672 | \$486,910 |
| Total (Comprehensive Cost) | \$0 | \$0 | \$550,062 | \$129,504 | \$72,560 | \$752,126 |

Otsego County Traffic Crashes and Crime

| Traffic Crash Casualty Severity | Traffic Crash Casualties | Traffic Crash Costs |
|--|--------------------------|---------------------|
| Fatal | 7 | \$62,127,740 |
| Serious Injury | 44 | \$21,445,153 |
| Moderate Injury | 57 | \$7,691,765 |
| Minor Injury | 161 | \$10,819,250 |
| Property Damage Only | 1,031 | \$4,482,213 |
| Total | 1,300 | \$106,566,120 |
| Average cost of traffic crash casualty | \$81,974 | |

| Index Crime Category | Number of Index Crimes | Index Crime Costs |
|-----------------------------|------------------------|-------------------|
| Murder | 0 | \$0 |
| Rape | 20 | \$8,014,841 |
| Aggravated Assault | 18 | \$565,753 |
| Robbery | 0 | \$0 |
| Larceny | 171 | \$699,201 |
| Burglary | 66 | \$294,312 |
| Motor Vehicle Theft | 15 | \$137,038 |
| Total | 290 | \$9,711,144 |
| Average cost of index crime | \$33,487 | |

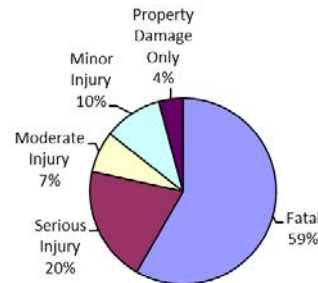
| Costs of Traffic Crashes in Otsego County (2015 dollars) | | | | | | |
|--|---------------------|---------------------|--------------------|---------------------|----------------------|----------------------|
| | Fatal | Serious Injury | Moderate Injury | Minor Injury | Property Damage Only | Total |
| Medical Care | \$83,515 | \$1,158,621 | \$358,844 | \$924,053 | \$268,300 | \$2,793,334 |
| Future Earnings (Lost Wages) | \$8,426,138 | \$1,769,143 | \$662,558 | \$1,393,115 | \$307,080 | \$12,558,034 |
| Public Services | \$6,300 | \$7,662 | \$4,365 | \$9,333 | \$22,586 | \$50,246 |
| Adjudication & Sanctioning | \$743,794 | \$375,690 | \$95,800 | \$180,731 | \$18,235 | \$1,414,250 |
| Property Damage & Loss | \$162,068 | \$281,155 | \$222,689 | \$616,906 | \$2,783,455 | \$4,066,274 |
| Subtotal (Monetary Cost) | \$9,421,817 | \$3,592,271 | \$1,344,256 | \$3,124,139 | \$3,399,656 | \$20,882,138 |
| Quality of Life | \$52,705,923 | \$17,852,882 | \$6,347,509 | \$7,695,111 | \$1,082,556 | \$85,683,982 |
| Total (Comprehensive Cost) | \$62,127,740 | \$21,445,153 | \$7,691,765 | \$10,819,250 | \$4,482,213 | \$106,566,120 |

| Costs of Index Crimes in Otsego County (2015 dollars) | | | | | | | | |
|---|------------|--------------------|--------------------|------------|------------------|------------------|---------------------|--------------------|
| | Murder | Rape | Aggravated Assault | Robbery | Larceny | Burglary | Motor Vehicle Theft | Total |
| Medical Care | \$0 | \$179,649 | \$27,859 | \$0 | \$0 | \$0 | \$0 | \$207,509 |
| Future Earnings (Lost Wages) | \$0 | \$112,092 | \$19,691 | \$0 | \$4,489 | \$2,182 | \$1,487 | \$139,941 |
| Public Services | \$0 | \$15,766 | \$6,017 | \$0 | \$75,407 | \$29,616 | \$4,031 | \$130,836 |
| Adjudication & Sanctioning | \$0 | \$492,503 | \$213,123 | \$0 | \$348,258 | \$51,232 | \$26,612 | \$1,131,729 |
| Property Damage and Loss | \$0 | \$3,133 | \$1,257 | \$0 | \$159,708 | \$168,856 | \$96,135 | \$429,089 |
| Subtotal (Monetary Cost) | \$0 | \$803,144 | \$267,948 | \$0 | \$587,861 | \$251,886 | \$128,266 | \$2,039,104 |
| Quality of Life | \$0 | \$7,211,697 | \$297,805 | \$0 | \$111,340 | \$42,426 | \$8,772 | \$7,672,040 |
| Total (Comprehensive Costs) | \$0 | \$8,014,841 | \$565,753 | \$0 | \$699,201 | \$294,312 | \$137,038 | \$9,711,144 |

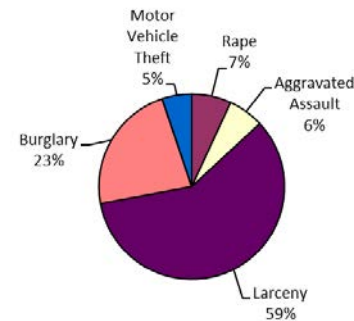
Traffic Crash Casualties



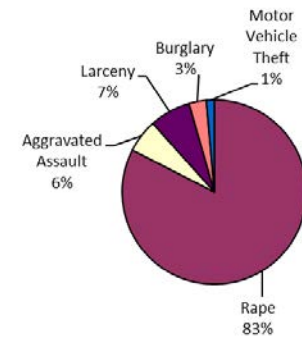
Traffic Crash Costs



Index Crimes



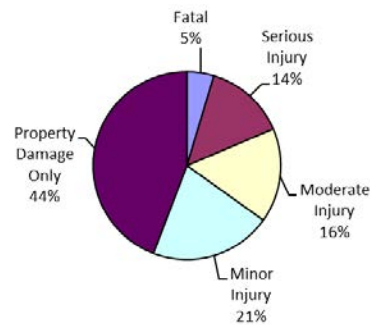
Index Crime Costs



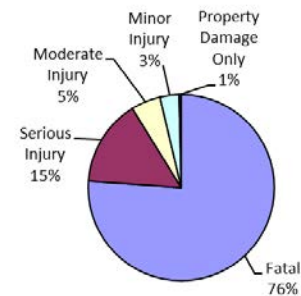
Otsego County Alcohol-Involved Crashes

| Crash Casualty Severity | Crash Casualties | Crash Costs |
|--------------------------------|------------------|---------------------|
| Fatal | 2 | \$17,750,783 |
| Serious Injury | 6 | \$3,508,545 |
| Moderate Injury | 7 | \$1,193,431 |
| Minor Injury | 9 | \$774,670 |
| Property Damage Only | 19 | \$86,989 |
| Total | 43 | \$23,314,418 |
| Average cost of crash casualty | | \$542,196 |

Crash Casualties



Crash Costs

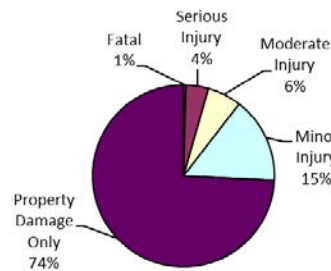


| Costs of Alcohol-Involved Crashes in Otsego County (2015 dollars) | | | | | | |
|---|---------------------|--------------------|--------------------|------------------|----------------------|---------------------|
| | Fatal | Serious Injury | Moderate Injury | Minor Injury | Property Damage Only | Total |
| Medical Care | \$23,861 | \$328,379 | \$96,743 | \$95,085 | \$5,827 | \$549,896 |
| Future Earnings (Lost Wages) | \$2,407,468 | \$508,337 | \$179,091 | \$143,052 | \$6,490 | \$3,244,438 |
| Public Services | \$1,800 | \$2,334 | \$1,215 | \$989 | \$551 | \$6,889 |
| Adjudication & Sanctioning | \$212,513 | \$77,373 | \$24,543 | \$19,567 | \$912 | \$334,908 |
| Property Damage & Loss | \$46,305 | \$67,738 | \$52,133 | \$56,399 | \$52,066 | \$274,641 |
| Subtotal (Monetary Cost) | \$2,691,948 | \$984,163 | \$353,724 | \$315,093 | \$65,845 | \$4,410,772 |
| Quality of Life | \$15,058,835 | \$2,524,382 | \$839,707 | \$459,578 | \$21,144 | \$18,903,646 |
| Total (Comprehensive Cost) | \$17,750,783 | \$3,508,545 | \$1,193,431 | \$774,670 | \$86,989 | \$23,314,418 |

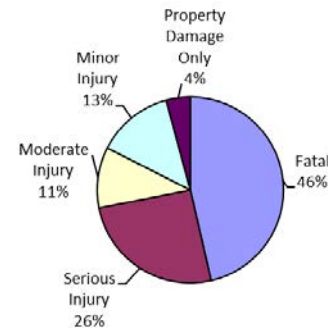
Otsego County Teen Driver Crashes

| Crash Casualty Severity | Crash Casualties | Crash Costs |
|--------------------------------|------------------|--------------|
| Fatal | 1 | \$8,875,391 |
| Serious Injury | 10 | \$4,873,898 |
| Moderate Injury | 15 | \$2,024,149 |
| Minor Injury | 38 | \$2,553,612 |
| Property Damage Only | 184 | \$799,929 |
| Total | 248 | \$19,126,979 |
| Average cost of crash casualty | | \$77,125 |

Crash Casualties



Crash Costs



| Costs of Teen Driver Crashes in Otsego County (2015 dollars) | | | | | | |
|--|--------------------|--------------------|--------------------|--------------------|----------------------|---------------------|
| | Fatal | Serious Injury | Moderate Injury | Minor Injury | Property Damage Only | Total |
| Medical Care | \$11,931 | \$263,323 | \$94,433 | \$218,100 | \$47,883 | \$635,669 |
| Future Earnings (Lost Wages) | \$1,203,734 | \$402,078 | \$174,357 | \$328,810 | \$54,804 | \$2,163,783 |
| Public Services | \$900 | \$1,741 | \$1,149 | \$2,203 | \$4,031 | \$10,024 |
| Adjudication & Sanctioning | \$106,256 | \$85,384 | \$25,211 | \$42,657 | \$3,254 | \$262,762 |
| Property Damage & Loss | \$23,153 | \$63,899 | \$58,602 | \$145,605 | \$496,756 | \$788,015 |
| Subtotal (Monetary Cost) | \$1,345,974 | \$816,425 | \$353,751 | \$737,374 | \$606,728 | \$3,860,253 |
| Quality of Life | \$7,529,418 | \$4,057,473 | \$1,670,397 | \$1,816,237 | \$193,201 | \$15,266,727 |
| Total (Comprehensive Cost) | \$8,875,391 | \$4,873,898 | \$2,024,149 | \$2,553,612 | \$799,929 | \$19,126,979 |

Otsego County Motorcycle Crashes

| Injury Severity | Motorcyclist Crash Victims | Motorcyclist Victim Costs |
|--------------------------------|-------------------------------|------------------------------|
| Fatal | 1 | \$8,815,923 |
| Serious Injury | 5 | \$2,554,433 |
| Moderate Injury | 4 | \$475,238 |
| Minor Injury | 2 | \$223,949 |
| Property Damage Only | 6 | \$23,916 |
| Total | 18 | \$12,093,459 |
| Average cost of crash casualty | | \$671,859 |

| Injury Severity | Non-motorcyclist Crash Victims | Non-motorcyclist Victim Costs |
|--------------------------------|-----------------------------------|----------------------------------|
| Fatal | 0 | \$0 |
| Serious Injury | 0 | \$0 |
| Moderate Injury | 0 | \$0 |
| Minor Injury | 1 | \$67,200 |
| Property Damage Only | 4 | \$11,338 |
| Total | 5 | \$78,538 |
| Average cost of crash casualty | | \$15,708 |

| Motorcyclist Victim Costs in Motorcycle Crashes in Otsego County (2015 dollars) | | | | | | |
|---|-------------|----------------|-----------------|--------------|----------------------|--------------|
| | Fatal | Serious Injury | Moderate Injury | Minor Injury | Property Damage Only | Total |
| Medical Care | \$11,931 | \$208,889 | \$36,147 | \$17,212 | \$830 | \$275,009 |
| Future Earnings (Lost Wages) | \$1,209,483 | \$306,138 | \$60,959 | \$28,350 | \$1,315 | \$1,606,245 |
| Public Services | \$788 | \$1,768 | \$690 | \$328 | \$361 | \$3,936 |
| Adjudication & Sanctioning | \$106,257 | \$47,510 | \$10,683 | \$4,992 | \$1,114 | \$170,555 |
| Property Damage & Loss | \$12,951 | \$49,279 | \$31,357 | \$15,134 | \$14,021 | \$122,743 |
| Subtotal (Monetary Cost) | \$1,341,410 | \$613,584 | \$139,836 | \$66,017 | \$17,641 | \$2,178,488 |
| Quality of Life | \$7,474,513 | \$1,940,849 | \$335,402 | \$157,932 | \$6,275 | \$9,914,970 |
| Total (Comprehensive Cost) | \$8,815,923 | \$2,554,433 | \$475,238 | \$223,949 | \$23,916 | \$12,093,459 |

| Non-motorcyclist Victim Costs in Motorcycle Crashes in Otsego County (2015 dollars) | | | | | | |
|---|-------|----------------|-----------------|--------------|----------------------|----------|
| | Fatal | Serious Injury | Moderate Injury | Minor Injury | Property Damage Only | Total |
| Medical Care | \$0 | \$0 | \$0 | \$5,739 | \$0 | \$5,739 |
| Future Earnings (Lost Wages) | \$0 | \$0 | \$0 | \$8,653 | \$354 | \$9,007 |
| Public Services | \$0 | \$0 | \$0 | \$58 | \$84 | \$142 |
| Adjudication & Sanctioning | \$0 | \$0 | \$0 | \$1,123 | \$0 | \$1,123 |
| Property Damage & Loss | \$0 | \$0 | \$0 | \$3,832 | \$10,900 | \$14,732 |
| Subtotal (Monetary Cost) | \$0 | \$0 | \$0 | \$19,405 | \$11,338 | \$30,742 |
| Quality of Life | \$0 | \$0 | \$0 | \$47,796 | \$0 | \$47,796 |
| Total (Comprehensive Cost) | \$0 | \$0 | \$0 | \$67,200 | \$11,338 | \$78,538 |

| Costs of Motorcycle Crashes in Otsego County (2015 dollars) | | | | | | |
|---|-------------|----------------|-----------------|--------------|----------------------|--------------|
| | Fatal | Serious Injury | Moderate Injury | Minor Injury | Property Damage Only | Total |
| Medical Care | \$11,931 | \$208,889 | \$36,147 | \$22,952 | \$830 | \$280,749 |
| Future Earnings (Lost Wages) | \$1,209,483 | \$306,138 | \$60,959 | \$37,003 | \$1,669 | \$1,615,251 |
| Public Services | \$788 | \$1,768 | \$690 | \$386 | \$445 | \$4,078 |
| Adjudication & Sanctioning | \$106,257 | \$47,510 | \$10,683 | \$6,115 | \$1,114 | \$171,678 |
| Property Damage & Loss | \$12,951 | \$49,279 | \$31,357 | \$18,966 | \$24,921 | \$137,475 |
| Subtotal (Monetary Cost) | \$1,341,410 | \$613,584 | \$139,836 | \$85,422 | \$28,979 | \$2,209,231 |
| Quality of Life | \$7,474,513 | \$1,940,849 | \$335,402 | \$205,728 | \$6,275 | \$9,962,766 |
| Total (Comprehensive Cost) | \$8,815,923 | \$2,554,433 | \$475,238 | \$291,149 | \$35,254 | \$12,171,997 |

Motorcycle Crash Casualties



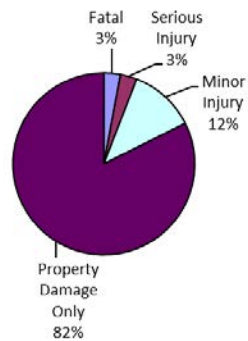
Motorcycle Crash Costs



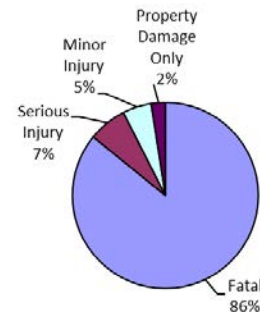
Otsego County Medium/Large Truck Crashes

| Crash Casualty Severity | Crash Casualties | Crash Costs |
|--------------------------------|------------------|--------------|
| Fatal | 1 | \$8,883,936 |
| Serious Injury | 1 | \$692,627 |
| Moderate Injury | 0 | \$0 |
| Minor Injury | 4 | \$518,016 |
| Property Damage Only | 28 | \$253,960 |
| Total | 34 | \$10,348,539 |
| Average cost of crash casualty | | \$304,369 |

Crash Casualties



Crash Costs



| Costs of Medium/Large Truck Crashes in Otsego County (2015 dollars) | | | | | | |
|---|--------------------|------------------|-----------------|------------------|----------------------|---------------------|
| | Fatal | Serious Injury | Moderate Injury | Minor Injury | Property Damage Only | Total |
| Medical Care | \$11,931 | \$41,747 | \$0 | \$32,660 | \$10,472 | \$96,810 |
| Future Earnings (Lost Wages) | \$1,203,734 | \$119,234 | \$0 | \$87,152 | \$76,440 | \$1,486,560 |
| Public Services | \$900 | \$322 | \$0 | \$772 | \$1,316 | \$3,310 |
| Adjudication & Sanctioning | \$106,256 | \$16,116 | \$0 | \$11,996 | \$8,708 | \$143,076 |
| Property Damage & Loss | \$31,697 | \$12,555 | \$0 | \$26,836 | \$95,172 | \$166,260 |
| Subtotal (Monetary Cost) | \$1,354,518 | \$189,974 | \$0 | \$159,416 | \$192,108 | \$1,896,016 |
| Quality of Life | \$7,529,418 | \$502,653 | \$0 | \$358,600 | \$61,852 | \$8,452,523 |
| Total (Comprehensive Cost) | \$8,883,936 | \$692,627 | \$0 | \$518,016 | \$253,960 | \$10,348,539 |

Ottawa County

Traffic Crashes and Crime

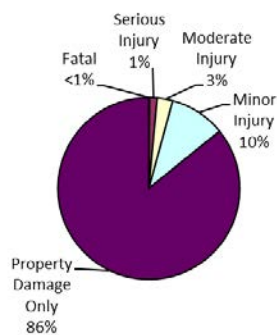
| Traffic Crash Casualty Severity | Traffic Crash Casualties | Traffic Crash Costs |
|--|--------------------------|---------------------|
| Fatal | 19 | \$168,632,437 |
| Serious Injury | 177 | \$86,268,001 |
| Moderate Injury | 367 | \$49,524,170 |
| Minor Injury | 1,317 | \$88,502,806 |
| Property Damage Only | 11,383 | \$49,486,931 |
| Total | 13,263 | \$442,414,345 |
| Average cost of traffic crash casualty | | \$33,357 |

| Index Crime Category | Number of Index Crimes | Index Crime Costs |
|-----------------------------|------------------------|-------------------|
| Murder | 2 | \$14,577,616 |
| Rape | 229 | \$91,769,929 |
| Aggravated Assault | 317 | \$9,963,536 |
| Robbery | 36 | \$1,230,452 |
| Larceny | 2,375 | \$9,711,122 |
| Burglary | 693 | \$3,090,274 |
| Motor Vehicle Theft | 137 | \$1,251,615 |
| Total | 3,789 | \$131,594,543 |
| Average cost of index crime | | \$34,731 |

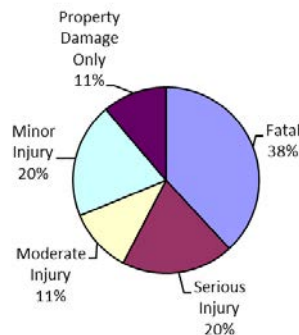
| Costs of Traffic Crashes in Ottawa County (2015 dollars) | | | | | | |
|--|----------------------|---------------------|---------------------|---------------------|----------------------|----------------------|
| | Fatal | Serious Injury | Moderate Injury | Minor Injury | Property Damage Only | Total |
| Medical Care | \$226,684 | \$4,660,815 | \$2,310,455 | \$7,558,872 | \$2,962,227 | \$17,719,054 |
| Future Earnings (Lost Wages) | \$22,870,947 | \$7,116,780 | \$4,265,941 | \$11,395,852 | \$3,390,389 | \$49,039,909 |
| Public Services | \$17,101 | \$30,823 | \$28,103 | \$76,348 | \$249,362 | \$401,737 |
| Adjudication & Sanctioning | \$2,018,870 | \$1,511,298 | \$616,818 | \$1,478,400 | \$201,332 | \$5,826,718 |
| Property Damage & Loss | \$439,900 | \$1,131,009 | \$1,433,803 | \$5,046,369 | \$30,731,400 | \$38,782,482 |
| Subtotal (Monetary Cost) | \$25,573,502 | \$14,450,725 | \$8,655,119 | \$25,555,842 | \$37,534,711 | \$111,769,899 |
| Quality of Life | \$143,058,934 | \$71,817,276 | \$40,869,051 | \$62,946,964 | \$11,952,221 | \$330,644,446 |
| Total (Comprehensive Cost) | \$168,632,437 | \$86,268,001 | \$49,524,170 | \$88,502,806 | \$49,486,931 | \$442,414,345 |

| Costs of Index Crimes in Ottawa County (2015 dollars) | | | | | | | | |
|---|---------------------|---------------------|--------------------|--------------------|--------------------|--------------------|---------------------|----------------------|
| | Murder | Rape | Aggravated Assault | Robbery | Larceny | Burglary | Motor Vehicle Theft | Total |
| Medical Care | \$55,475 | \$2,056,984 | \$490,634 | \$55,236 | \$0 | \$0 | \$0 | \$2,658,330 |
| Future Earnings (Lost Wages) | \$1,837,138 | \$1,283,458 | \$346,783 | \$56,925 | \$62,341 | \$22,907 | \$13,585 | \$3,623,136 |
| Public Services | \$5,692 | \$180,516 | \$105,964 | \$14,548 | \$1,047,313 | \$310,967 | \$36,817 | \$1,701,817 |
| Adjudication & Sanctioning | \$788,740 | \$5,639,162 | \$3,753,335 | \$203,155 | \$4,836,920 | \$537,939 | \$243,056 | \$16,002,307 |
| Property Damage and Loss | \$349 | \$35,875 | \$22,142 | \$41,058 | \$2,218,164 | \$1,772,986 | \$878,037 | \$4,968,611 |
| Subtotal (Monetary Cost) | \$2,687,395 | \$9,195,995 | \$4,718,858 | \$370,923 | \$8,164,738 | \$2,644,798 | \$1,171,495 | \$28,954,201 |
| Quality of Life | \$11,890,221 | \$82,573,934 | \$5,244,678 | \$859,529 | \$1,546,384 | \$445,476 | \$80,120 | \$102,640,341 |
| Total (Comprehensive Costs) | \$14,577,616 | \$91,769,929 | \$9,963,536 | \$1,230,452 | \$9,711,122 | \$3,090,274 | \$1,251,615 | \$131,594,543 |

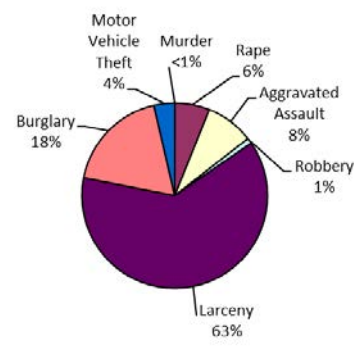
Traffic Crash Casualties



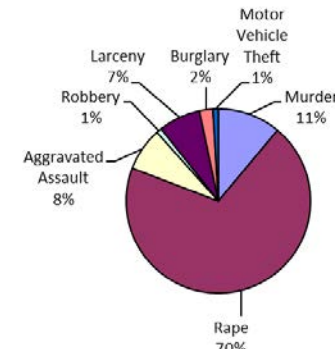
Traffic Crash Costs



Index Crimes



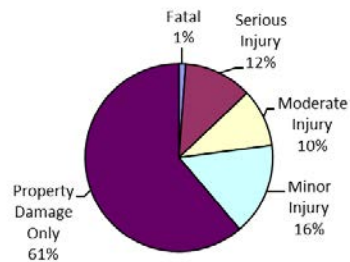
Index Crime Costs



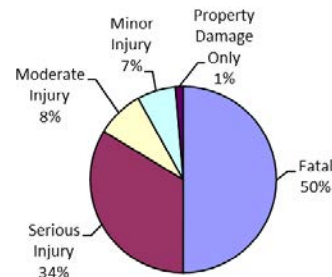
Ottawa County Alcohol-Involved Crashes

| Crash Casualty Severity | Crash Casualties | Crash Costs |
|--------------------------------|------------------|---------------------|
| Fatal | 5 | \$44,376,957 |
| Serious Injury | 51 | \$29,822,628 |
| Moderate Injury | 43 | \$7,331,076 |
| Minor Injury | 69 | \$5,939,139 |
| Property Damage Only | 265 | \$1,213,272 |
| Total | 433 | \$88,683,072 |
| Average cost of crash casualty | | \$204,811 |

Crash Casualties



Crash Costs

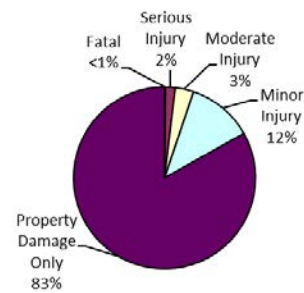


| Costs of Alcohol-Involved Crashes in Ottawa County (2015 dollars) | | | | | | |
|---|---------------------|---------------------|--------------------|--------------------|----------------------|---------------------|
| | Fatal | Serious Injury | Moderate Injury | Minor Injury | Property Damage Only | Total |
| Medical Care | \$59,654 | \$2,791,224 | \$594,277 | \$728,985 | \$81,269 | \$4,255,410 |
| Future Earnings (Lost Wages) | \$6,018,670 | \$4,320,868 | \$1,100,129 | \$1,096,735 | \$90,513 | \$12,626,916 |
| Public Services | \$4,500 | \$19,843 | \$7,462 | \$7,581 | \$7,684 | \$47,070 |
| Adjudication & Sanctioning | \$531,282 | \$657,675 | \$150,766 | \$150,016 | \$12,715 | \$1,502,453 |
| Property Damage & Loss | \$115,763 | \$575,772 | \$320,244 | \$432,393 | \$726,188 | \$2,170,359 |
| Subtotal (Monetary Cost) | \$6,729,869 | \$8,365,382 | \$2,172,877 | \$2,415,710 | \$918,369 | \$20,602,207 |
| Quality of Life | \$37,647,088 | \$21,457,247 | \$5,158,198 | \$3,523,429 | \$294,903 | \$68,080,865 |
| Total (Comprehensive Cost) | \$44,376,957 | \$29,822,628 | \$7,331,076 | \$5,939,139 | \$1,213,272 | \$88,683,072 |

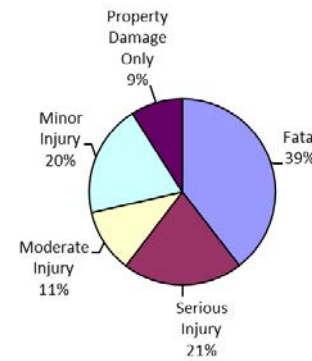
Ottawa County Teen Driver Crashes

| Crash Casualty Severity | Crash Casualties | Crash Costs |
|--------------------------------|------------------|---------------|
| Fatal | 5 | \$44,376,957 |
| Serious Injury | 48 | \$23,394,712 |
| Moderate Injury | 92 | \$12,414,778 |
| Minor Injury | 327 | \$21,974,501 |
| Property Damage Only | 2,326 | \$10,112,150 |
| Total | 2,798 | \$112,273,098 |
| Average cost of crash casualty | | \$40,126 |

Crash Casualties



Crash Costs



| Costs of Teen Driver Crashes in Ottawa County (2015 dollars) | | | | | | |
|--|---------------------|---------------------|---------------------|---------------------|----------------------|----------------------|
| | Fatal | Serious Injury | Moderate Injury | Minor Injury | Property Damage Only | Total |
| Medical Care | \$59,654 | \$1,263,950 | \$579,188 | \$1,876,804 | \$605,301 | \$4,384,896 |
| Future Earnings (Lost Wages) | \$6,018,670 | \$1,929,974 | \$1,069,391 | \$2,829,494 | \$692,791 | \$12,540,321 |
| Public Services | \$4,500 | \$8,359 | \$7,045 | \$18,957 | \$50,955 | \$89,815 |
| Adjudication & Sanctioning | \$531,282 | \$409,844 | \$154,625 | \$367,074 | \$41,140 | \$1,503,964 |
| Property Damage & Loss | \$115,763 | \$306,714 | \$359,428 | \$1,252,971 | \$6,279,648 | \$8,314,524 |
| Subtotal (Monetary Cost) | \$6,729,869 | \$3,918,841 | \$2,169,676 | \$6,345,300 | \$7,669,835 | \$26,833,521 |
| Quality of Life | \$37,647,088 | \$19,475,871 | \$10,245,103 | \$15,629,201 | \$2,442,314 | \$85,439,577 |
| Total (Comprehensive Cost) | \$44,376,957 | \$23,394,712 | \$12,414,778 | \$21,974,501 | \$10,112,150 | \$112,273,098 |

Ottawa County Motorcycle Crashes

| Injury Severity | Motorcyclist Crash Victims | Motorcyclist Victim Costs |
|--------------------------------|-------------------------------|------------------------------|
| Fatal | 2 | \$17,631,846 |
| Serious Injury | 16 | \$8,174,184 |
| Moderate Injury | 31 | \$3,683,094 |
| Minor Injury | 14 | \$1,567,642 |
| Property Damage Only | 31 | \$123,567 |
| Total | 94 | \$31,180,333 |
| Average cost of crash casualty | \$331,706 | |

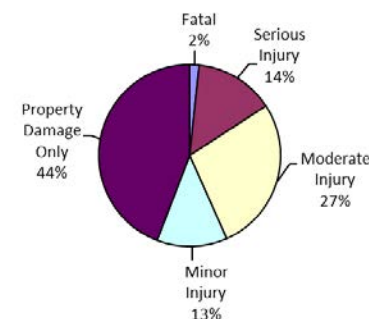
| Injury Severity | Non-motorcyclist Crash Victims | Non-motorcyclist Victim Costs |
|--------------------------------|-----------------------------------|----------------------------------|
| Fatal | 0 | \$0 |
| Serious Injury | 1 | \$487,390 |
| Moderate Injury | 2 | \$269,886 |
| Minor Injury | 1 | \$67,200 |
| Property Damage Only | 22 | \$62,357 |
| Total | 26 | \$886,834 |
| Average cost of crash casualty | \$34,109 | |

| Motorcyclist Victim Costs in Motorcycle Crashes in Ottawa County (2015 dollars) | | | | | | |
|---|--------------|----------------|-----------------|--------------|----------------------|--------------|
| | Fatal | Serious Injury | Moderate Injury | Minor Injury | Property Damage Only | Total |
| Medical Care | \$23,861 | \$668,445 | \$280,139 | \$120,486 | \$4,289 | \$1,097,221 |
| Future Earnings (Lost Wages) | \$2,418,966 | \$979,642 | \$472,429 | \$198,449 | \$6,795 | \$4,076,281 |
| Public Services | \$1,577 | \$5,657 | \$5,350 | \$2,298 | \$1,866 | \$16,748 |
| Adjudication & Sanctioning | \$212,514 | \$152,031 | \$82,793 | \$34,945 | \$5,753 | \$488,035 |
| Property Damage & Loss | \$25,902 | \$157,694 | \$243,019 | \$105,940 | \$72,444 | \$604,999 |
| Subtotal (Monetary Cost) | \$2,682,820 | \$1,963,469 | \$1,083,731 | \$462,119 | \$91,147 | \$6,283,285 |
| Quality of Life | \$14,949,027 | \$6,210,715 | \$2,599,363 | \$1,105,524 | \$32,420 | \$24,897,049 |
| Total (Comprehensive Cost) | \$17,631,846 | \$8,174,184 | \$3,683,094 | \$1,567,642 | \$123,567 | \$31,180,333 |

| Non-motorcyclist Victim Costs in Motorcycle Crashes in Ottawa County (2015 dollars) | | | | | | |
|---|-------|----------------|-----------------|--------------|----------------------|-----------|
| | Fatal | Serious Injury | Moderate Injury | Minor Injury | Property Damage Only | Total |
| Medical Care | \$0 | \$26,332 | \$12,591 | \$5,739 | \$0 | \$44,663 |
| Future Earnings (Lost Wages) | \$0 | \$40,208 | \$23,248 | \$8,653 | \$1,946 | \$74,055 |
| Public Services | \$0 | \$174 | \$153 | \$58 | \$461 | \$846 |
| Adjudication & Sanctioning | \$0 | \$8,538 | \$3,361 | \$1,123 | \$0 | \$13,022 |
| Property Damage & Loss | \$0 | \$6,390 | \$7,814 | \$3,832 | \$59,950 | \$77,985 |
| Subtotal (Monetary Cost) | \$0 | \$81,643 | \$47,167 | \$19,405 | \$62,357 | \$210,571 |
| Quality of Life | \$0 | \$405,747 | \$222,720 | \$47,796 | \$0 | \$676,263 |
| Total (Comprehensive Cost) | \$0 | \$487,390 | \$269,886 | \$67,200 | \$62,357 | \$886,834 |

| Costs of Motorcycle Crashes in Ottawa County (2015 dollars) | | | | | | |
|---|--------------|----------------|-----------------|--------------|----------------------|--------------|
| | Fatal | Serious Injury | Moderate Injury | Minor Injury | Property Damage Only | Total |
| Medical Care | \$23,861 | \$694,778 | \$292,730 | \$126,225 | \$4,289 | \$1,141,883 |
| Future Earnings (Lost Wages) | \$2,418,966 | \$1,019,850 | \$495,677 | \$207,102 | \$8,741 | \$4,150,336 |
| Public Services | \$1,577 | \$5,831 | \$5,504 | \$2,356 | \$2,327 | \$17,595 |
| Adjudication & Sanctioning | \$212,514 | \$160,569 | \$86,154 | \$36,068 | \$5,753 | \$501,058 |
| Property Damage & Loss | \$25,902 | \$164,084 | \$250,833 | \$109,772 | \$132,394 | \$682,985 |
| Subtotal (Monetary Cost) | \$2,682,820 | \$2,045,111 | \$1,130,897 | \$481,523 | \$153,504 | \$6,493,856 |
| Quality of Life | \$14,949,027 | \$6,616,463 | \$2,822,083 | \$1,153,319 | \$32,420 | \$25,573,311 |
| Total (Comprehensive Cost) | \$17,631,846 | \$8,661,574 | \$3,952,980 | \$1,634,843 | \$185,924 | \$32,067,167 |

Motorcycle Crash Casualties



Motorcycle Crash Costs

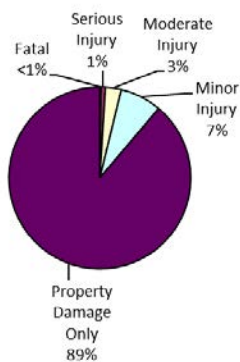


Ottawa County

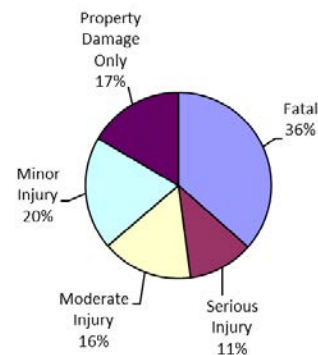
Medium/Large Truck Crashes

| Crash Casualty Severity | Crash Casualties | Crash Costs |
|--------------------------------|------------------|--------------|
| Fatal | 1 | \$8,883,936 |
| Serious Injury | 4 | \$2,770,508 |
| Moderate Injury | 14 | \$3,850,434 |
| Minor Injury | 37 | \$4,791,648 |
| Property Damage Only | 444 | \$4,027,080 |
| Total | 500 | \$24,323,606 |
| Average cost of crash casualty | | \$48,647 |

Crash Casualties



Crash Costs



| Costs of Medium/Large Truck Crashes in Ottawa County (2015 dollars) | | | | | | |
|---|--------------------|--------------------|--------------------|--------------------|----------------------|---------------------|
| | Fatal | Serious Injury | Moderate Injury | Minor Injury | Property Damage Only | Total |
| Medical Care | \$11,931 | \$166,988 | \$249,270 | \$302,105 | \$166,056 | \$896,350 |
| Future Earnings (Lost Wages) | \$1,203,734 | \$476,936 | \$714,616 | \$806,156 | \$1,212,120 | \$4,413,562 |
| Public Services | \$900 | \$1,288 | \$2,464 | \$7,141 | \$20,868 | \$32,661 |
| Adjudication & Sanctioning | \$106,256 | \$64,464 | \$96,488 | \$110,963 | \$138,084 | \$516,255 |
| Property Damage & Loss | \$31,697 | \$50,220 | \$130,480 | \$248,233 | \$1,509,156 | \$1,969,786 |
| Subtotal (Monetary Cost) | \$1,354,518 | \$759,896 | \$1,193,318 | \$1,474,598 | \$3,046,284 | \$7,828,614 |
| Quality of Life | \$7,529,418 | \$2,010,612 | \$2,657,116 | \$3,317,050 | \$980,796 | \$16,494,992 |
| Total (Comprehensive Cost) | \$8,883,936 | \$2,770,508 | \$3,850,434 | \$4,791,648 | \$4,027,080 | \$24,323,606 |

Presque Isle County Traffic Crashes and Crime

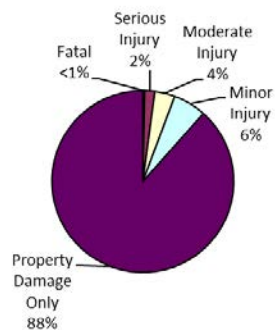
| Traffic Crash Casualty Severity | Traffic Crash Casualties | Traffic Crash Costs |
|--|--------------------------|---------------------|
| Fatal | 2 | \$17,750,783 |
| Serious Injury | 11 | \$5,361,288 |
| Moderate Injury | 22 | \$2,968,751 |
| Minor Injury | 36 | \$2,419,211 |
| Property Damage Only | 541 | \$2,351,966 |
| Total | 612 | \$30,852,000 |
| Average cost of traffic crash casualty | \$50,412 | |

| Index Crime Category | Number of Index Crimes | Index Crime Costs |
|-----------------------------|------------------------|-------------------|
| Murder | 0 | \$0 |
| Rape | 6 | \$2,404,452 |
| Aggravated Assault | 6 | \$188,584 |
| Robbery | 0 | \$0 |
| Larceny | 51 | \$208,534 |
| Burglary | 23 | \$102,563 |
| Motor Vehicle Theft | 2 | \$18,272 |
| Total | 88 | \$2,922,405 |
| Average cost of index crime | \$33,209 | |

| Costs of Traffic Crashes in Presque Isle County (2015 dollars) | | | | | | |
|--|---------------------|--------------------|--------------------|--------------------|----------------------|---------------------|
| | Fatal | Serious Injury | Moderate Injury | Minor Injury | Property Damage Only | Total |
| Medical Care | \$23,861 | \$289,655 | \$138,501 | \$206,621 | \$140,786 | \$799,425 |
| Future Earnings (Lost Wages) | \$2,407,468 | \$442,286 | \$255,724 | \$311,504 | \$161,135 | \$3,578,117 |
| Public Services | \$1,800 | \$1,916 | \$1,685 | \$2,087 | \$11,851 | \$19,339 |
| Adjudication & Sanctioning | \$212,513 | \$93,922 | \$36,975 | \$40,412 | \$9,569 | \$393,391 |
| Property Damage & Loss | \$46,305 | \$70,289 | \$85,950 | \$137,942 | \$1,460,572 | \$1,801,057 |
| Subtotal (Monetary Cost) | \$2,691,948 | \$898,068 | \$518,835 | \$698,565 | \$1,783,913 | \$6,591,329 |
| Quality of Life | \$15,058,835 | \$4,463,221 | \$2,449,916 | \$1,720,646 | \$568,053 | \$24,260,671 |
| Total (Comprehensive Cost) | \$17,750,783 | \$5,361,288 | \$2,968,751 | \$2,419,211 | \$2,351,966 | \$30,852,000 |

| Costs of Index Crimes in Presque Isle County (2015 dollars) | | | | | | | | |
|---|------------|--------------------|--------------------|------------|------------------|------------------|---------------------|--------------------|
| | Murder | Rape | Aggravated Assault | Robbery | Larceny | Burglary | Motor Vehicle Theft | Total |
| Medical Care | \$0 | \$53,895 | \$9,286 | \$0 | \$0 | \$0 | \$0 | \$63,181 |
| Future Earnings (Lost Wages) | \$0 | \$33,628 | \$6,564 | \$0 | \$1,339 | \$760 | \$198 | \$42,489 |
| Public Services | \$0 | \$4,730 | \$2,006 | \$0 | \$22,490 | \$10,321 | \$537 | \$40,083 |
| Adjudication & Sanctioning | \$0 | \$147,751 | \$71,041 | \$0 | \$103,866 | \$17,854 | \$3,548 | \$344,060 |
| Property Damage and Loss | \$0 | \$940 | \$419 | \$0 | \$47,632 | \$58,844 | \$12,818 | \$120,653 |
| Subtotal (Monetary Cost) | \$0 | \$240,943 | \$89,316 | \$0 | \$175,327 | \$87,778 | \$17,102 | \$610,466 |
| Quality of Life | \$0 | \$2,163,509 | \$99,268 | \$0 | \$33,207 | \$14,785 | \$1,170 | \$2,311,939 |
| Total (Comprehensive Costs) | \$0 | \$2,404,452 | \$188,584 | \$0 | \$208,534 | \$102,563 | \$18,272 | \$2,922,405 |

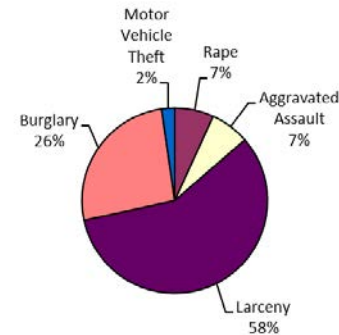
Traffic Crash Casualties



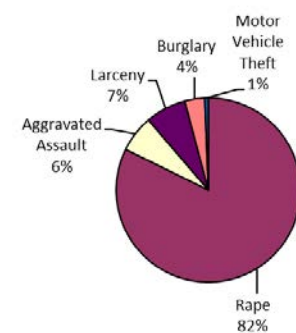
Traffic Crash Costs



Index Crimes



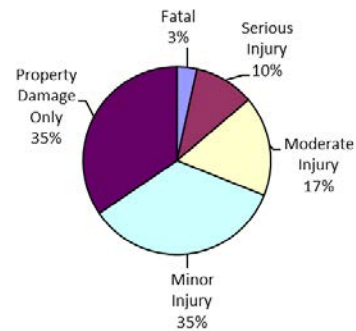
Index Crime Costs



Presque Isle County Alcohol-Involved Crashes

| Crash Casualty Severity | Crash Casualties | Crash Costs |
|--------------------------------|------------------|--------------|
| Fatal | 1 | \$8,875,391 |
| Serious Injury | 3 | \$1,754,272 |
| Moderate Injury | 5 | \$852,451 |
| Minor Injury | 10 | \$860,745 |
| Property Damage Only | 10 | \$45,784 |
| Total | 29 | \$12,388,643 |
| Average cost of crash casualty | \$427,195 | |

Crash Casualties



Crash Costs

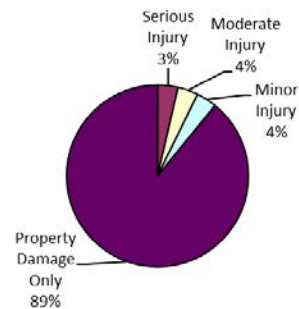


| Costs of Alcohol-Involved Crashes in Presque Isle County (2015 dollars) | | | | | | |
|---|--------------------|--------------------|------------------|------------------|----------------------|---------------------|
| | Fatal | Serious Injury | Moderate Injury | Minor Injury | Property Damage Only | Total |
| Medical Care | \$11,931 | \$164,190 | \$69,102 | \$105,650 | \$3,067 | \$353,939 |
| Future Earnings (Lost Wages) | \$1,203,734 | \$254,169 | \$127,922 | \$158,947 | \$3,416 | \$1,748,187 |
| Public Services | \$900 | \$1,167 | \$868 | \$1,099 | \$290 | \$4,324 |
| Adjudication & Sanctioning | \$106,256 | \$38,687 | \$17,531 | \$21,741 | \$480 | \$184,695 |
| Property Damage & Loss | \$23,153 | \$33,869 | \$37,238 | \$62,666 | \$27,403 | \$184,328 |
| Subtotal (Monetary Cost) | \$1,345,974 | \$492,081 | \$252,660 | \$350,103 | \$34,655 | \$2,475,474 |
| Quality of Life | \$7,529,418 | \$1,262,191 | \$599,790 | \$510,642 | \$11,128 | \$9,913,169 |
| Total (Comprehensive Cost) | \$8,875,391 | \$1,754,272 | \$852,451 | \$860,745 | \$45,784 | \$12,388,643 |

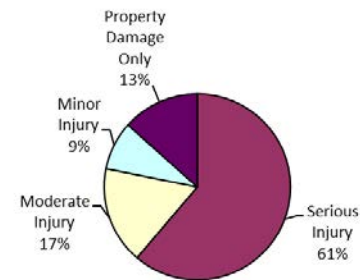
Presque Isle County Teen Driver Crashes

| Crash Casualty Severity | Crash Casualties | Crash Costs |
|--------------------------------|------------------|-------------|
| Fatal | 0 | \$0 |
| Serious Injury | 2 | \$974,780 |
| Moderate Injury | 2 | \$269,886 |
| Minor Injury | 2 | \$134,401 |
| Property Damage Only | 49 | \$213,025 |
| Total | 55 | \$1,592,091 |
| Average cost of crash casualty | | \$28,947 |

Crash Casualties



Crash Costs



| Costs of Teen Driver Crashes in Presque Isle County (2015 dollars) | | | | | | |
|--|------------|------------------|------------------|------------------|----------------------|--------------------|
| | Fatal | Serious Injury | Moderate Injury | Minor Injury | Property Damage Only | Total |
| Medical Care | \$0 | \$52,665 | \$12,591 | \$11,479 | \$12,751 | \$89,486 |
| Future Earnings (Lost Wages) | \$0 | \$80,416 | \$23,248 | \$17,306 | \$14,594 | \$135,563 |
| Public Services | \$0 | \$348 | \$153 | \$116 | \$1,073 | \$1,691 |
| Adjudication & Sanctioning | \$0 | \$17,077 | \$3,361 | \$2,245 | \$867 | \$23,550 |
| Property Damage & Loss | \$0 | \$12,780 | \$7,814 | \$7,663 | \$132,288 | \$160,545 |
| Subtotal (Monetary Cost) | \$0 | \$163,285 | \$47,167 | \$38,809 | \$161,574 | \$410,835 |
| Quality of Life | \$0 | \$811,495 | \$222,720 | \$95,591 | \$51,450 | \$1,181,256 |
| Total (Comprehensive Cost) | \$0 | \$974,780 | \$269,886 | \$134,401 | \$213,025 | \$1,592,091 |

Presque Isle County Motorcycle Crashes

| Injury Severity | Motorcyclist Crash Victims | Motorcyclist Victim Costs |
|--------------------------------|-------------------------------|------------------------------|
| Fatal | 0 | \$0 |
| Serious Injury | 2 | \$1,021,773 |
| Moderate Injury | 3 | \$356,428 |
| Minor Injury | 2 | \$223,949 |
| Property Damage Only | 0 | \$0 |
| Total | 7 | \$1,602,150 |
| Average cost of crash casualty | \$228,879 | |

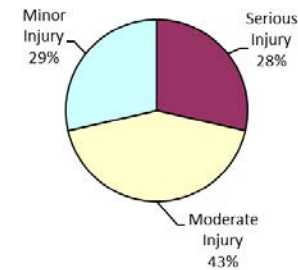
| Injury Severity | Non-motorcyclist Crash Victims | Non-motorcyclist Victim Costs |
|--------------------------------|-----------------------------------|----------------------------------|
| Fatal | 0 | \$0 |
| Serious Injury | 0 | \$0 |
| Moderate Injury | 0 | \$0 |
| Minor Injury | 0 | \$0 |
| Property Damage Only | 0 | \$0 |
| Total | 0 | \$0 |
| Average cost of crash casualty | \$0 | |

| Motorcyclist Victim Costs in Motorcycle Crashes in Presque Isle County (2015 dollars) | | | | | | |
|---|-------|----------------|-----------------|--------------|----------------------|-------------|
| | Fatal | Serious Injury | Moderate Injury | Minor Injury | Property Damage Only | Total |
| Medical Care | \$0 | \$83,556 | \$27,110 | \$17,212 | \$0 | \$127,878 |
| Future Earnings (Lost Wages) | \$0 | \$122,455 | \$45,719 | \$28,350 | \$0 | \$196,524 |
| Public Services | \$0 | \$707 | \$518 | \$328 | \$0 | \$1,553 |
| Adjudication & Sanctioning | \$0 | \$19,004 | \$8,012 | \$4,992 | \$0 | \$32,008 |
| Property Damage & Loss | \$0 | \$19,712 | \$23,518 | \$15,134 | \$0 | \$58,364 |
| Subtotal (Monetary Cost) | \$0 | \$245,434 | \$104,877 | \$66,017 | \$0 | \$416,328 |
| Quality of Life | \$0 | \$776,339 | \$251,551 | \$157,932 | \$0 | \$1,185,823 |
| Total (Comprehensive Cost) | \$0 | \$1,021,773 | \$356,428 | \$223,949 | \$0 | \$1,602,150 |

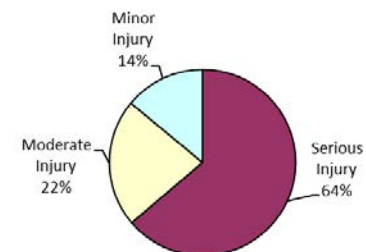
| Non-motorcyclist Victim Costs in Motorcycle Crashes in Presque Isle County (2015 dollars) | | | | | | |
|---|-------|----------------|-----------------|--------------|----------------------|-------|
| | Fatal | Serious Injury | Moderate Injury | Minor Injury | Property Damage Only | Total |
| Medical Care | \$0 | \$0 | \$0 | \$0 | \$0 | \$0 |
| Future Earnings (Lost Wages) | \$0 | \$0 | \$0 | \$0 | \$0 | \$0 |
| Public Services | \$0 | \$0 | \$0 | \$0 | \$0 | \$0 |
| Adjudication & Sanctioning | \$0 | \$0 | \$0 | \$0 | \$0 | \$0 |
| Property Damage & Loss | \$0 | \$0 | \$0 | \$0 | \$0 | \$0 |
| Subtotal (Monetary Cost) | \$0 | \$0 | \$0 | \$0 | \$0 | \$0 |
| Quality of Life | \$0 | \$0 | \$0 | \$0 | \$0 | \$0 |
| Total (Comprehensive Cost) | \$0 | \$0 | \$0 | \$0 | \$0 | \$0 |

| Costs of Motorcycle Crashes in Presque Isle County (2015 dollars) | | | | | | |
|---|-------|----------------|-----------------|--------------|----------------------|-------------|
| | Fatal | Serious Injury | Moderate Injury | Minor Injury | Property Damage Only | Total |
| Medical Care | \$0 | \$83,556 | \$27,110 | \$17,212 | \$0 | \$127,878 |
| Future Earnings (Lost Wages) | \$0 | \$122,455 | \$45,719 | \$28,350 | \$0 | \$196,524 |
| Public Services | \$0 | \$707 | \$518 | \$328 | \$0 | \$1,553 |
| Adjudication & Sanctioning | \$0 | \$19,004 | \$8,012 | \$4,992 | \$0 | \$32,008 |
| Property Damage & Loss | \$0 | \$19,712 | \$23,518 | \$15,134 | \$0 | \$58,364 |
| Subtotal (Monetary Cost) | \$0 | \$245,434 | \$104,877 | \$66,017 | \$0 | \$416,328 |
| Quality of Life | \$0 | \$776,339 | \$251,551 | \$157,932 | \$0 | \$1,185,823 |
| Total (Comprehensive Cost) | \$0 | \$1,021,773 | \$356,428 | \$223,949 | \$0 | \$1,602,150 |

Motorcycle Crash Casualties



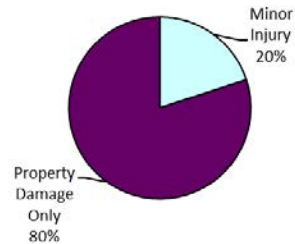
Motorcycle Crash Costs



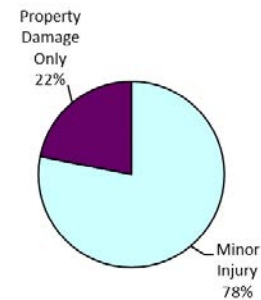
Presque Isle County Medium/Large Truck Crashes

| Crash Casualty Severity | Crash Casualties | Crash Costs |
|--------------------------------|------------------|-------------|
| Fatal | 0 | \$0 |
| Serious Injury | 0 | \$0 |
| Moderate Injury | 0 | \$0 |
| Minor Injury | 1 | \$129,504 |
| Property Damage Only | 4 | \$36,280 |
| Total | 5 | \$165,784 |
| Average cost of crash casualty | \$33,157 | |

Crash Casualties



Crash Costs



| Costs of Medium/Large Truck Crashes in Presque Isle County (2015 dollars) | | | | | | |
|---|-------|----------------|-----------------|--------------|----------------------|-----------|
| | Fatal | Serious Injury | Moderate Injury | Minor Injury | Property Damage Only | Total |
| Medical Care | \$0 | \$0 | \$0 | \$8,165 | \$1,496 | \$9,661 |
| Future Earnings (Lost Wages) | \$0 | \$0 | \$0 | \$21,788 | \$10,920 | \$32,708 |
| Public Services | \$0 | \$0 | \$0 | \$193 | \$188 | \$381 |
| Adjudication & Sanctioning | \$0 | \$0 | \$0 | \$2,999 | \$1,244 | \$4,243 |
| Property Damage & Loss | \$0 | \$0 | \$0 | \$6,709 | \$13,596 | \$20,305 |
| Subtotal (Monetary Cost) | \$0 | \$0 | \$0 | \$39,854 | \$27,444 | \$67,298 |
| Quality of Life | \$0 | \$0 | \$0 | \$89,650 | \$8,836 | \$98,486 |
| Total (Comprehensive Cost) | \$0 | \$0 | \$0 | \$129,504 | \$36,280 | \$165,784 |

Roscommon County Traffic Crashes and Crime

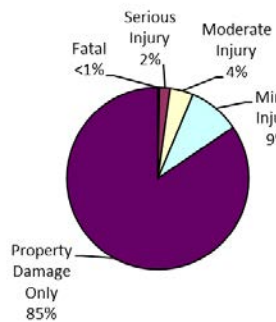
| Traffic Crash Casualty Severity | Traffic Crash Casualties | Traffic Crash Costs |
|--|--------------------------|---------------------|
| Fatal | 3 | \$26,626,174 |
| Serious Injury | 21 | \$10,235,187 |
| Moderate Injury | 46 | \$6,207,389 |
| Minor Injury | 102 | \$6,854,431 |
| Property Damage Only | 935 | \$4,064,858 |
| Total | 1,107 | \$53,988,040 |
| Average cost of traffic crash casualty | \$48,770 | |

| Index Crime Category | Number of Index Crimes | Index Crime Costs |
|-----------------------------|------------------------|-------------------|
| Murder | 1 | \$7,288,808 |
| Rape | 26 | \$10,419,293 |
| Aggravated Assault | 27 | \$848,629 |
| Robbery | 0 | \$0 |
| Larceny | 212 | \$866,845 |
| Burglary | 111 | \$494,979 |
| Motor Vehicle Theft | 19 | \$173,582 |
| Total | 396 | \$20,092,136 |
| Average cost of index crime | \$50,738 | |

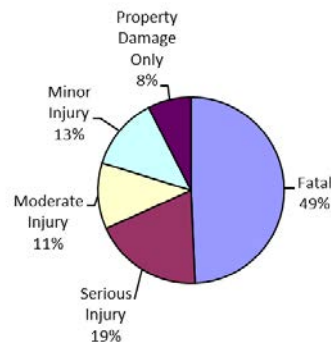
| Costs of Traffic Crashes in Roscommon County (2015 dollars) | | | | | | |
|---|---------------------|---------------------|--------------------|--------------------|----------------------|---------------------|
| | Fatal | Serious Injury | Moderate Injury | Minor Injury | Property Damage Only | Total |
| Medical Care | \$35,792 | \$552,978 | \$289,594 | \$585,425 | \$243,317 | \$1,707,107 |
| Future Earnings (Lost Wages) | \$3,611,202 | \$844,364 | \$534,696 | \$882,594 | \$278,487 | \$6,151,343 |
| Public Services | \$2,700 | \$3,657 | \$3,522 | \$5,913 | \$20,483 | \$36,275 |
| Adjudication & Sanctioning | \$318,769 | \$179,307 | \$77,312 | \$114,500 | \$16,537 | \$706,426 |
| Property Damage & Loss | \$69,458 | \$134,188 | \$179,714 | \$390,835 | \$2,524,278 | \$3,298,472 |
| Subtotal (Monetary Cost) | \$4,037,921 | \$1,714,493 | \$1,084,838 | \$1,979,268 | \$3,083,102 | \$11,899,622 |
| Quality of Life | \$22,588,253 | \$8,520,694 | \$5,122,551 | \$4,875,164 | \$981,756 | \$42,088,417 |
| Total (Comprehensive Cost) | \$26,626,174 | \$10,235,187 | \$6,207,389 | \$6,854,431 | \$4,064,858 | \$53,988,040 |

| Costs of Index Crimes in Roscommon County (2015 dollars) | | | | | | | | |
|--|--------------------|---------------------|--------------------|------------|------------------|------------------|---------------------|---------------------|
| | Murder | Rape | Aggravated Assault | Robbery | Larceny | Burglary | Motor Vehicle Theft | Total |
| Medical Care | \$27,738 | \$233,544 | \$41,789 | \$0 | \$0 | \$0 | \$0 | \$303,071 |
| Future Earnings (Lost Wages) | \$918,569 | \$145,720 | \$29,537 | \$0 | \$5,565 | \$3,669 | \$1,884 | \$1,104,944 |
| Public Services | \$2,846 | \$20,495 | \$9,025 | \$0 | \$93,486 | \$49,809 | \$5,106 | \$180,767 |
| Adjudication & Sanctioning | \$394,370 | \$640,254 | \$319,685 | \$0 | \$431,759 | \$86,163 | \$33,709 | \$1,905,940 |
| Property Damage and Loss | \$175 | \$4,073 | \$1,886 | \$0 | \$198,000 | \$283,985 | \$121,772 | \$609,890 |
| Subtotal (Monetary Cost) | \$1,343,697 | \$1,044,087 | \$401,922 | \$0 | \$728,810 | \$423,626 | \$162,470 | \$4,104,612 |
| Quality of Life | \$5,945,111 | \$9,375,206 | \$446,708 | \$0 | \$138,035 | \$71,353 | \$11,111 | \$15,987,525 |
| Total (Comprehensive Costs) | \$7,288,808 | \$10,419,293 | \$848,629 | \$0 | \$866,845 | \$494,979 | \$173,582 | \$20,092,136 |

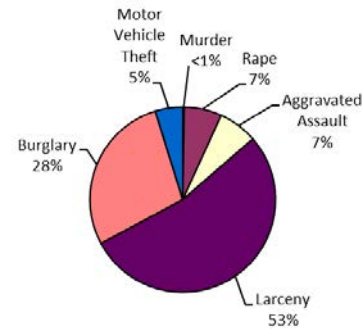
Traffic Crash Casualties



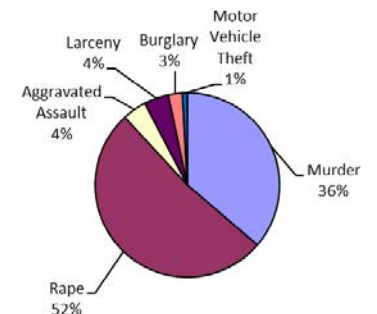
Traffic Crash Costs



Index Crimes



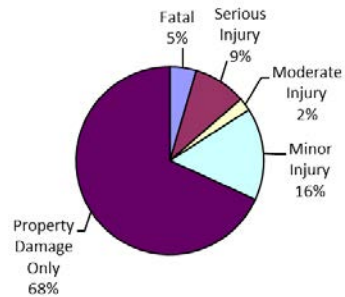
Index Crime Costs



Roscommon County Alcohol-Involved Crashes

| Crash Casualty Severity | Crash Casualties | Crash Costs |
|--------------------------------|------------------|--------------|
| Fatal | 2 | \$17,750,783 |
| Serious Injury | 4 | \$2,339,030 |
| Moderate Injury | 1 | \$170,490 |
| Minor Injury | 7 | \$602,521 |
| Property Damage Only | 30 | \$137,351 |
| Total | 44 | \$21,000,175 |
| Average cost of crash casualty | | \$477,277 |

Crash Casualties



Crash Costs

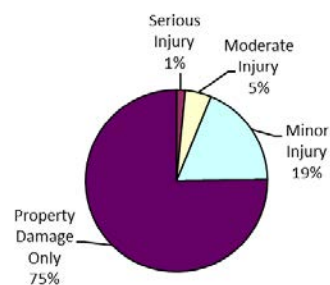


| Costs of Alcohol-Involved Crashes in Roscommon County (2015 dollars) | | | | | | |
|--|---------------------|--------------------|------------------|------------------|----------------------|---------------------|
| | Fatal | Serious Injury | Moderate Injury | Minor Injury | Property Damage Only | Total |
| Medical Care | \$23,861 | \$218,920 | \$13,820 | \$73,955 | \$9,200 | \$339,757 |
| Future Earnings (Lost Wages) | \$2,407,468 | \$338,892 | \$25,584 | \$111,263 | \$10,247 | \$2,893,454 |
| Public Services | \$1,800 | \$1,556 | \$174 | \$769 | \$870 | \$5,169 |
| Adjudication & Sanctioning | \$212,513 | \$51,582 | \$3,506 | \$15,219 | \$1,439 | \$284,260 |
| Property Damage & Loss | \$46,305 | \$45,159 | \$7,448 | \$43,866 | \$82,210 | \$224,987 |
| Subtotal (Monetary Cost) | \$2,691,948 | \$656,108 | \$50,532 | \$245,072 | \$103,966 | \$3,747,626 |
| Quality of Life | \$15,058,835 | \$1,682,921 | \$119,958 | \$357,449 | \$33,385 | \$17,252,549 |
| Total (Comprehensive Cost) | \$17,750,783 | \$2,339,030 | \$170,490 | \$602,521 | \$137,351 | \$21,000,175 |

Roscommon County Teen Driver Crashes

| Crash Casualty Severity | Crash Casualties | Crash Costs |
|--------------------------------|------------------|-------------|
| Fatal | 0 | \$0 |
| Serious Injury | 2 | \$974,780 |
| Moderate Injury | 6 | \$809,659 |
| Minor Injury | 24 | \$1,612,807 |
| Property Damage Only | 97 | \$421,702 |
| Total | 129 | \$3,818,948 |
| Average cost of crash casualty | | \$29,604 |

Crash Casualties



Crash Costs



| Costs of Teen Driver Crashes in Roscommon County (2015 dollars) | | | | | | |
|---|------------|------------------|------------------|--------------------|----------------------|--------------------|
| | Fatal | Serious Injury | Moderate Injury | Minor Injury | Property Damage Only | Total |
| Medical Care | \$0 | \$52,665 | \$37,773 | \$137,747 | \$25,243 | \$253,427 |
| Future Earnings (Lost Wages) | \$0 | \$80,416 | \$69,743 | \$207,669 | \$28,891 | \$386,719 |
| Public Services | \$0 | \$348 | \$459 | \$1,391 | \$2,125 | \$4,324 |
| Adjudication & Sanctioning | \$0 | \$17,077 | \$10,084 | \$26,941 | \$1,716 | \$55,818 |
| Property Damage & Loss | \$0 | \$12,780 | \$23,441 | \$91,961 | \$261,877 | \$390,059 |
| Subtotal (Monetary Cost) | \$0 | \$163,285 | \$141,501 | \$465,710 | \$319,851 | \$1,090,347 |
| Quality of Life | \$0 | \$811,495 | \$668,159 | \$1,147,097 | \$101,851 | \$2,728,601 |
| Total (Comprehensive Cost) | \$0 | \$974,780 | \$809,659 | \$1,612,807 | \$421,702 | \$3,818,948 |

Roscommon County Motorcycle Crashes

| Injury Severity | Motorcyclist Crash Victims | Motorcyclist Victim Costs |
|--------------------------------|-------------------------------|------------------------------|
| Fatal | 0 | \$0 |
| Serious Injury | 1 | \$510,887 |
| Moderate Injury | 1 | \$118,809 |
| Minor Injury | 3 | \$335,923 |
| Property Damage Only | 1 | \$3,986 |
| Total | 6 | \$969,605 |
| Average cost of crash casualty | \$161,601 | |

| Injury Severity | Non-motorcyclist Crash Victims | Non-motorcyclist Victim Costs |
|--------------------------------|-----------------------------------|----------------------------------|
| Fatal | 0 | \$0 |
| Serious Injury | 0 | \$0 |
| Moderate Injury | 0 | \$0 |
| Minor Injury | 0 | \$0 |
| Property Damage Only | 0 | \$0 |
| Total | 0 | \$0 |
| Average cost of crash casualty | \$0 | |

| Motorcyclist Victim Costs in Motorcycle Crashes in Roscommon County (2015 dollars) | | | | | | |
|--|-------|----------------|-----------------|--------------|----------------------|-----------|
| | Fatal | Serious Injury | Moderate Injury | Minor Injury | Property Damage Only | Total |
| Medical Care | \$0 | \$41,778 | \$9,037 | \$25,818 | \$138 | \$76,771 |
| Future Earnings (Lost Wages) | \$0 | \$61,228 | \$15,240 | \$42,525 | \$219 | \$119,211 |
| Public Services | \$0 | \$354 | \$173 | \$493 | \$60 | \$1,079 |
| Adjudication & Sanctioning | \$0 | \$9,502 | \$2,671 | \$7,488 | \$186 | \$19,846 |
| Property Damage & Loss | \$0 | \$9,856 | \$7,839 | \$22,701 | \$2,337 | \$42,733 |
| Subtotal (Monetary Cost) | \$0 | \$122,717 | \$34,959 | \$99,025 | \$2,940 | \$259,642 |
| Quality of Life | \$0 | \$388,170 | \$83,850 | \$236,898 | \$1,046 | \$709,964 |
| Total (Comprehensive Cost) | \$0 | \$510,887 | \$118,809 | \$335,923 | \$3,986 | \$969,605 |

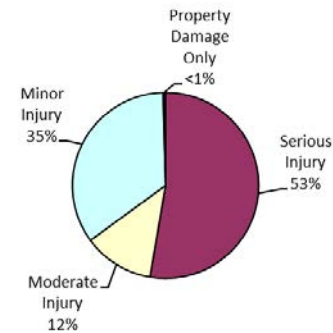
| Non-motorcyclist Victim Costs in Motorcycle Crashes in Roscommon County (2015 dollars) | | | | | | |
|--|-------|----------------|-----------------|--------------|----------------------|-------|
| | Fatal | Serious Injury | Moderate Injury | Minor Injury | Property Damage Only | Total |
| Medical Care | \$0 | \$0 | \$0 | \$0 | \$0 | \$0 |
| Future Earnings (Lost Wages) | \$0 | \$0 | \$0 | \$0 | \$0 | \$0 |
| Public Services | \$0 | \$0 | \$0 | \$0 | \$0 | \$0 |
| Adjudication & Sanctioning | \$0 | \$0 | \$0 | \$0 | \$0 | \$0 |
| Property Damage & Loss | \$0 | \$0 | \$0 | \$0 | \$0 | \$0 |
| Subtotal (Monetary Cost) | \$0 | \$0 | \$0 | \$0 | \$0 | \$0 |
| Quality of Life | \$0 | \$0 | \$0 | \$0 | \$0 | \$0 |
| Total (Comprehensive Cost) | \$0 | \$0 | \$0 | \$0 | \$0 | \$0 |

| Costs of Motorcycle Crashes in Roscommon County (2015 dollars) | | | | | | |
|--|-------|----------------|-----------------|--------------|----------------------|-----------|
| | Fatal | Serious Injury | Moderate Injury | Minor Injury | Property Damage Only | Total |
| Medical Care | \$0 | \$41,778 | \$9,037 | \$25,818 | \$138 | \$76,771 |
| Future Earnings (Lost Wages) | \$0 | \$61,228 | \$15,240 | \$42,525 | \$219 | \$119,211 |
| Public Services | \$0 | \$354 | \$173 | \$493 | \$60 | \$1,079 |
| Adjudication & Sanctioning | \$0 | \$9,502 | \$2,671 | \$7,488 | \$186 | \$19,846 |
| Property Damage & Loss | \$0 | \$9,856 | \$7,839 | \$22,701 | \$2,337 | \$42,733 |
| Subtotal (Monetary Cost) | \$0 | \$122,717 | \$34,959 | \$99,025 | \$2,940 | \$259,642 |
| Quality of Life | \$0 | \$388,170 | \$83,850 | \$236,898 | \$1,046 | \$709,964 |
| Total (Comprehensive Cost) | \$0 | \$510,887 | \$118,809 | \$335,923 | \$3,986 | \$969,605 |

Motorcycle Crash Casualties



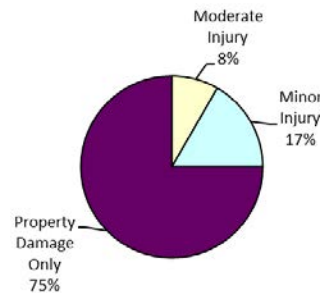
Motorcycle Crash Costs



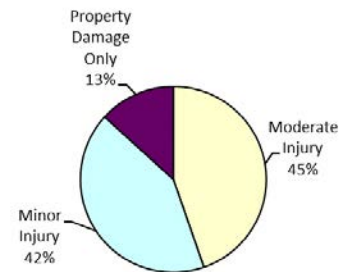
Roscommon County Medium/Large Truck Crashes

| Crash Casualty Severity | Crash Casualties | Crash Costs |
|--------------------------------|------------------|-------------|
| Fatal | 0 | \$0 |
| Serious Injury | 0 | \$0 |
| Moderate Injury | 2 | \$550,062 |
| Minor Injury | 4 | \$518,016 |
| Property Damage Only | 18 | \$163,260 |
| Total | 24 | \$1,231,338 |
| Average cost of crash casualty | \$51,306 | |

Crash Casualties



Crash Costs



| Costs of Medium/Large Truck Crashes in Roscommon County (2015 dollars) | | | | | | |
|--|------------|----------------|------------------|------------------|----------------------|--------------------|
| | Fatal | Serious Injury | Moderate Injury | Minor Injury | Property Damage Only | Total |
| Medical Care | \$0 | \$0 | \$35,610 | \$32,660 | \$6,732 | \$75,002 |
| Future Earnings (Lost Wages) | \$0 | \$0 | \$102,088 | \$87,152 | \$49,140 | \$238,380 |
| Public Services | \$0 | \$0 | \$352 | \$772 | \$846 | \$1,970 |
| Adjudication & Sanctioning | \$0 | \$0 | \$13,784 | \$11,996 | \$5,598 | \$31,378 |
| Property Damage & Loss | \$0 | \$0 | \$18,640 | \$26,836 | \$61,182 | \$106,658 |
| Subtotal (Monetary Cost) | \$0 | \$0 | \$170,474 | \$159,416 | \$123,498 | \$453,388 |
| Quality of Life | \$0 | \$0 | \$379,588 | \$358,600 | \$39,762 | \$777,950 |
| Total (Comprehensive Cost) | \$0 | \$0 | \$550,062 | \$518,016 | \$163,260 | \$1,231,338 |

Saginaw County

Traffic Crashes and Crime

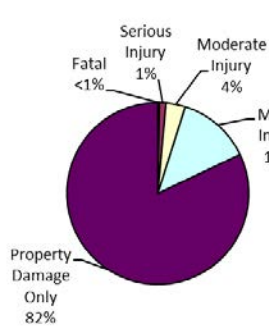
| Traffic Crash Casualty Severity | Traffic Crash Casualties | Traffic Crash Costs |
|--|--------------------------|---------------------|
| Fatal | 24 | \$213,009,394 |
| Serious Injury | 100 | \$48,738,984 |
| Moderate Injury | 297 | \$40,078,143 |
| Minor Injury | 1,125 | \$75,600,347 |
| Property Damage Only | 7,056 | \$30,675,550 |
| Total | 8,602 | \$408,102,417 |
| Average cost of traffic crash casualty | \$47,443 | |

| Index Crime Category | Number of Index Crimes | Index Crime Costs |
|-----------------------------|------------------------|-------------------|
| Murder | 8 | \$58,310,464 |
| Rape | 156 | \$62,515,759 |
| Aggravated Assault | 667 | \$20,964,285 |
| Robbery | 141 | \$4,819,268 |
| Larceny | 1,891 | \$7,732,098 |
| Burglary | 1,016 | \$4,530,619 |
| Motor Vehicle Theft | 195 | \$1,781,495 |
| Total | 4,074 | \$160,653,988 |
| Average cost of index crime | \$39,434 | |

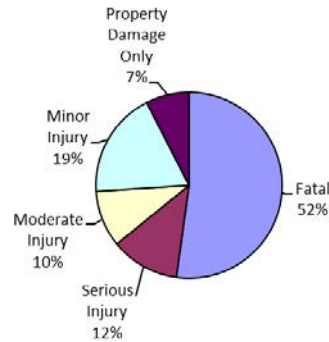
| Costs of Traffic Crashes in Saginaw County (2015 dollars) | | | | | | |
|---|----------------------|---------------------|---------------------|---------------------|----------------------|----------------------|
| | Fatal | Serious Injury | Moderate Injury | Minor Injury | Property Damage Only | Total |
| Medical Care | \$286,338 | \$2,633,229 | \$1,969,768 | \$6,456,895 | \$1,836,201 | \$13,082,432 |
| Future Earnings (Lost Wages) | \$28,889,617 | \$4,020,780 | \$3,452,274 | \$9,734,498 | \$2,101,606 | \$48,198,775 |
| Public Services | \$21,601 | \$17,414 | \$22,743 | \$65,218 | \$154,573 | \$281,548 |
| Adjudication & Sanctioning | \$2,550,152 | \$853,841 | \$499,169 | \$1,262,870 | \$124,800 | \$5,290,831 |
| Property Damage & Loss | \$555,663 | \$638,988 | \$1,160,326 | \$4,310,680 | \$19,049,526 | \$25,715,184 |
| Subtotal (Monetary Cost) | \$32,303,371 | \$8,164,252 | \$7,004,279 | \$21,830,161 | \$23,266,706 | \$92,568,769 |
| Quality of Life | \$180,706,022 | \$40,574,732 | \$33,073,864 | \$53,770,186 | \$7,408,844 | \$315,533,648 |
| Total (Comprehensive Cost) | \$213,009,394 | \$48,738,984 | \$40,078,143 | \$75,600,347 | \$30,675,550 | \$408,102,417 |

| Costs of Index Crimes in Saginaw County (2015 dollars) | | | | | | | | |
|--|---------------------|---------------------|---------------------|--------------------|--------------------|--------------------|---------------------|----------------------|
| | Murder | Rape | Aggravated Assault | Robbery | Larceny | Burglary | Motor Vehicle Theft | Total |
| Medical Care | \$221,902 | \$1,401,264 | \$1,032,343 | \$216,343 | \$0 | \$0 | \$0 | \$2,871,852 |
| Future Earnings (Lost Wages) | \$7,348,552 | \$874,321 | \$729,666 | \$222,957 | \$49,637 | \$33,583 | \$19,337 | \$9,278,051 |
| Public Services | \$22,766 | \$122,972 | \$222,959 | \$56,981 | \$833,882 | \$455,905 | \$52,403 | \$1,767,868 |
| Adjudication & Sanctioning | \$3,154,961 | \$3,841,525 | \$7,897,396 | \$795,689 | \$3,851,206 | \$788,666 | \$345,956 | \$20,675,400 |
| Property Damage and Loss | \$1,397 | \$24,439 | \$46,588 | \$160,812 | \$1,766,125 | \$2,599,357 | \$1,249,760 | \$5,848,479 |
| Subtotal (Monetary Cost) | \$10,749,578 | \$6,264,521 | \$9,928,953 | \$1,452,781 | \$6,500,850 | \$3,877,511 | \$1,667,456 | \$40,441,651 |
| Quality of Life | \$47,560,886 | \$56,251,239 | \$11,035,332 | \$3,366,487 | \$1,231,247 | \$653,107 | \$114,039 | \$120,212,338 |
| Total (Comprehensive Costs) | \$58,310,464 | \$62,515,759 | \$20,964,285 | \$4,819,268 | \$7,732,098 | \$4,530,619 | \$1,781,495 | \$160,653,988 |

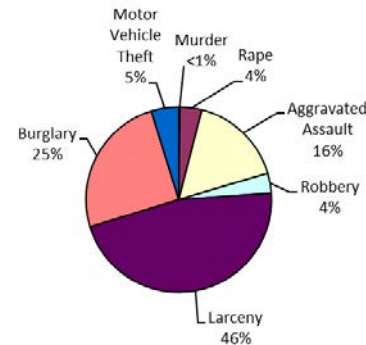
Traffic Crash Casualties



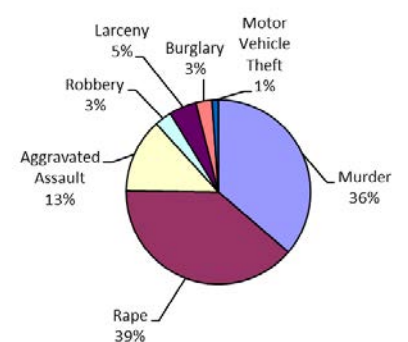
Traffic Crash Costs



Index Crimes



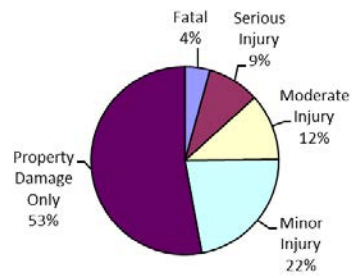
Index Crime Costs



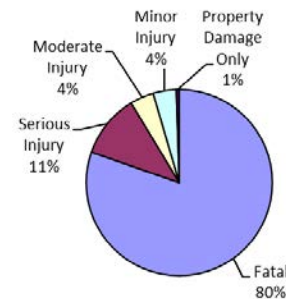
Saginaw County Alcohol-Involved Crashes

| Crash Casualty Severity | Crash Casualties | Crash Costs |
|--------------------------------|------------------|---------------|
| Fatal | 12 | \$106,504,697 |
| Serious Injury | 25 | \$14,618,935 |
| Moderate Injury | 32 | \$5,455,684 |
| Minor Injury | 62 | \$5,336,618 |
| Property Damage Only | 147 | \$673,022 |
| Total | 278 | \$132,588,957 |
| Average cost of crash casualty | \$476,939 | |

Crash Casualties



Crash Costs

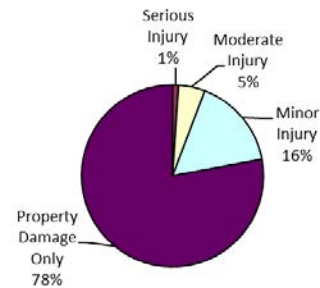


| Costs of Alcohol-Involved Crashes in Saginaw County (2015 dollars) | | | | | | |
|--|----------------------|---------------------|--------------------|--------------------|----------------------|----------------------|
| | Fatal | Serious Injury | Moderate Injury | Minor Injury | Property Damage Only | Total |
| Medical Care | \$143,169 | \$1,368,247 | \$442,253 | \$655,030 | \$45,081 | \$2,653,781 |
| Future Earnings (Lost Wages) | \$14,444,809 | \$2,118,073 | \$818,701 | \$985,472 | \$50,209 | \$18,417,263 |
| Public Services | \$10,800 | \$9,727 | \$5,553 | \$6,812 | \$4,262 | \$37,155 |
| Adjudication & Sanctioning | \$1,275,076 | \$322,389 | \$112,198 | \$134,797 | \$7,053 | \$1,851,513 |
| Property Damage & Loss | \$277,832 | \$282,241 | \$238,321 | \$388,527 | \$402,829 | \$1,589,749 |
| Subtotal (Monetary Cost) | \$16,151,686 | \$4,100,677 | \$1,617,025 | \$2,170,638 | \$509,435 | \$24,549,461 |
| Quality of Life | \$90,353,011 | \$10,518,258 | \$3,838,659 | \$3,165,980 | \$163,587 | \$108,039,496 |
| Total (Comprehensive Cost) | \$106,504,697 | \$14,618,935 | \$5,455,684 | \$5,336,618 | \$673,022 | \$132,588,957 |

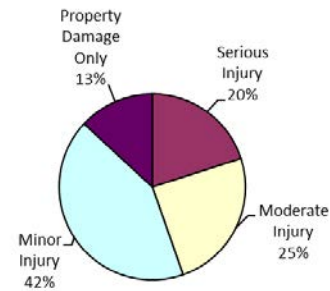
Saginaw County Teen Driver Crashes

| Crash Casualty Severity | Crash Casualties | Crash Costs |
|--------------------------------|------------------|--------------|
| Fatal | 0 | \$0 |
| Serious Injury | 14 | \$6,823,458 |
| Moderate Injury | 62 | \$8,366,481 |
| Minor Injury | 214 | \$14,380,866 |
| Property Damage Only | 1,025 | \$4,456,128 |
| Total | 1,315 | \$34,026,933 |
| Average cost of crash casualty | | \$25,876 |

Crash Casualties



Crash Costs



| Costs of Teen Driver Crashes in Saginaw County (2015 dollars) | | | | | | |
|---|------------|--------------------|--------------------|---------------------|----------------------|---------------------|
| | Fatal | Serious Injury | Moderate Injury | Minor Injury | Property Damage Only | Total |
| Medical Care | \$0 | \$368,652 | \$390,322 | \$1,228,245 | \$266,738 | \$2,253,957 |
| Future Earnings (Lost Wages) | \$0 | \$562,909 | \$720,677 | \$1,851,718 | \$305,293 | \$3,440,596 |
| Public Services | \$0 | \$2,438 | \$4,748 | \$12,406 | \$22,454 | \$42,046 |
| Adjudication & Sanctioning | \$0 | \$119,538 | \$104,204 | \$240,226 | \$18,129 | \$482,096 |
| Property Damage & Loss | \$0 | \$89,458 | \$242,223 | \$819,987 | \$2,767,257 | \$3,918,925 |
| Subtotal (Monetary Cost) | \$0 | \$1,142,995 | \$1,462,173 | \$4,152,582 | \$3,379,872 | \$10,137,621 |
| Quality of Life | \$0 | \$5,680,463 | \$6,904,308 | \$10,228,284 | \$1,076,256 | \$23,889,311 |
| Total (Comprehensive Cost) | \$0 | \$6,823,458 | \$8,366,481 | \$14,380,866 | \$4,456,128 | \$34,026,933 |

Saginaw County Motorcycle Crashes

| Injury Severity | Motorcyclist Crash Victims | Motorcyclist Victim Costs |
|--------------------------------|-------------------------------|------------------------------|
| Fatal | 6 | \$52,895,539 |
| Serious Injury | 15 | \$7,663,298 |
| Moderate Injury | 24 | \$2,851,427 |
| Minor Injury | 22 | \$2,463,438 |
| Property Damage Only | 15 | \$59,790 |
| Total | 82 | \$65,933,493 |
| Average cost of crash casualty | | \$804,067 |

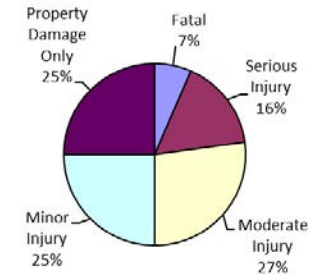
| Injury Severity | Non-motorcyclist Crash Victims | Non-motorcyclist Victim Costs |
|--------------------------------|-----------------------------------|----------------------------------|
| Fatal | 0 | \$0 |
| Serious Injury | 0 | \$0 |
| Moderate Injury | 1 | \$134,943 |
| Minor Injury | 1 | \$67,200 |
| Property Damage Only | 8 | \$22,675 |
| Total | 10 | \$224,819 |
| Average cost of crash casualty | | \$22,482 |

| Motorcyclist Victim Costs in Motorcycle Crashes in Saginaw County (2015 dollars) | | | | | | |
|--|--------------|----------------|-----------------|--------------|----------------------|--------------|
| | Fatal | Serious Injury | Moderate Injury | Minor Injury | Property Damage Only | Total |
| Medical Care | \$71,584 | \$626,668 | \$216,882 | \$189,335 | \$2,075 | \$1,106,544 |
| Future Earnings (Lost Wages) | \$7,256,898 | \$918,414 | \$365,752 | \$311,849 | \$3,288 | \$8,856,200 |
| Public Services | \$4,730 | \$5,304 | \$4,142 | \$3,612 | \$903 | \$18,690 |
| Adjudication & Sanctioning | \$637,541 | \$142,529 | \$64,098 | \$54,914 | \$2,784 | \$901,865 |
| Property Damage & Loss | \$77,707 | \$147,838 | \$188,144 | \$166,477 | \$35,054 | \$615,219 |
| Subtotal (Monetary Cost) | \$8,048,460 | \$1,840,752 | \$839,017 | \$726,187 | \$44,103 | \$11,498,519 |
| Quality of Life | \$44,847,080 | \$5,822,546 | \$2,012,410 | \$1,737,251 | \$15,687 | \$54,434,974 |
| Total (Comprehensive Cost) | \$52,895,539 | \$7,663,298 | \$2,851,427 | \$2,463,438 | \$59,790 | \$65,933,493 |

| Non-motorcyclist Victim Costs in Motorcycle Crashes in Saginaw County (2015 dollars) | | | | | | |
|--|-------|----------------|-----------------|--------------|----------------------|-----------|
| | Fatal | Serious Injury | Moderate Injury | Minor Injury | Property Damage Only | Total |
| Medical Care | \$0 | \$0 | \$6,296 | \$5,739 | \$0 | \$12,035 |
| Future Earnings (Lost Wages) | \$0 | \$0 | \$11,624 | \$8,653 | \$708 | \$20,984 |
| Public Services | \$0 | \$0 | \$77 | \$58 | \$168 | \$302 |
| Adjudication & Sanctioning | \$0 | \$0 | \$1,681 | \$1,123 | \$0 | \$2,803 |
| Property Damage & Loss | \$0 | \$0 | \$3,907 | \$3,832 | \$21,800 | \$29,539 |
| Subtotal (Monetary Cost) | \$0 | \$0 | \$23,583 | \$19,405 | \$22,675 | \$65,663 |
| Quality of Life | \$0 | \$0 | \$111,360 | \$47,796 | \$0 | \$159,156 |
| Total (Comprehensive Cost) | \$0 | \$0 | \$134,943 | \$67,200 | \$22,675 | \$224,819 |

| Costs of Motorcycle Crashes in Saginaw County (2015 dollars) | | | | | | |
|--|--------------|----------------|-----------------|--------------|----------------------|--------------|
| | Fatal | Serious Injury | Moderate Injury | Minor Injury | Property Damage Only | Total |
| Medical Care | \$71,584 | \$626,668 | \$223,177 | \$195,074 | \$2,075 | \$1,118,579 |
| Future Earnings (Lost Wages) | \$7,256,898 | \$918,414 | \$377,376 | \$320,502 | \$3,996 | \$8,877,185 |
| Public Services | \$4,730 | \$5,304 | \$4,219 | \$3,670 | \$1,070 | \$18,992 |
| Adjudication & Sanctioning | \$637,541 | \$142,529 | \$65,778 | \$56,036 | \$2,784 | \$904,668 |
| Property Damage & Loss | \$77,707 | \$147,838 | \$192,051 | \$170,309 | \$56,854 | \$644,758 |
| Subtotal (Monetary Cost) | \$8,048,460 | \$1,840,752 | \$862,601 | \$745,591 | \$66,779 | \$11,564,182 |
| Quality of Life | \$44,847,080 | \$5,822,546 | \$2,123,770 | \$1,785,047 | \$15,687 | \$54,594,130 |
| Total (Comprehensive Cost) | \$52,895,539 | \$7,663,298 | \$2,986,371 | \$2,530,638 | \$82,466 | \$66,158,312 |

Motorcycle Crash Casualties



Motorcycle Crash Costs

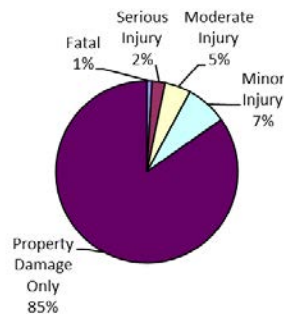


Saginaw County

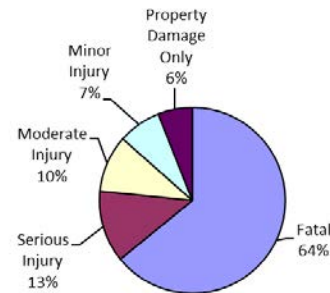
Medium/Large Truck Crashes

| Crash Casualty Severity | Crash Casualties | Crash Costs |
|--------------------------------|------------------|--------------|
| Fatal | 2 | \$17,767,872 |
| Serious Injury | 5 | \$3,463,135 |
| Moderate Injury | 10 | \$2,750,310 |
| Minor Injury | 16 | \$2,072,064 |
| Property Damage Only | 183 | \$1,659,810 |
| Total | 216 | \$27,713,191 |
| Average cost of crash casualty | | \$128,302 |

Crash Casualties



Crash Costs



| Costs of Medium/Large Truck Crashes in Saginaw County (2015 dollars) | | | | | | |
|--|---------------------|--------------------|--------------------|--------------------|----------------------|---------------------|
| | Fatal | Serious Injury | Moderate Injury | Minor Injury | Property Damage Only | Total |
| Medical Care | \$23,861 | \$208,735 | \$178,050 | \$130,640 | \$68,442 | \$609,728 |
| Future Earnings (Lost Wages) | \$2,407,468 | \$596,170 | \$510,440 | \$348,608 | \$499,590 | \$4,362,276 |
| Public Services | \$1,800 | \$1,610 | \$1,760 | \$3,088 | \$8,601 | \$16,859 |
| Adjudication & Sanctioning | \$212,513 | \$80,580 | \$68,920 | \$47,984 | \$56,913 | \$466,910 |
| Property Damage & Loss | \$63,394 | \$62,775 | \$93,200 | \$107,344 | \$622,017 | \$948,730 |
| Subtotal (Monetary Cost) | \$2,709,036 | \$949,870 | \$852,370 | \$637,664 | \$1,255,563 | \$6,404,503 |
| Quality of Life | \$15,058,835 | \$2,513,265 | \$1,897,940 | \$1,434,400 | \$404,247 | \$21,308,687 |
| Total (Comprehensive Cost) | \$17,767,872 | \$3,463,135 | \$2,750,310 | \$2,072,064 | \$1,659,810 | \$27,713,191 |

St. Clair County Traffic Crashes and Crime

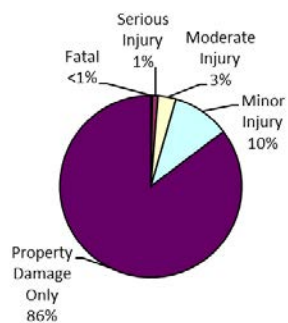
| Traffic Crash Casualty Severity | Traffic Crash Casualties | Traffic Crash Costs |
|--|--------------------------|---------------------|
| Fatal | 18 | \$159,757,045 |
| Serious Injury | 70 | \$34,117,289 |
| Moderate Injury | 224 | \$30,227,286 |
| Minor Injury | 716 | \$48,115,421 |
| Property Damage Only | 5,959 | \$25,906,406 |
| Total | 6,987 | \$298,123,447 |
| Average cost of traffic crash casualty | \$42,668 | |

| Index Crime Category | Number of Index Crimes | Index Crime Costs |
|-----------------------------|------------------------|-------------------|
| Murder | 3 | \$21,866,424 |
| Rape | 90 | \$36,066,784 |
| Aggravated Assault | 295 | \$9,272,060 |
| Robbery | 43 | \$1,469,706 |
| Larceny | 1,290 | \$5,274,673 |
| Burglary | 543 | \$2,421,384 |
| Motor Vehicle Theft | 117 | \$1,068,897 |
| Total | 2,381 | \$77,439,928 |
| Average cost of index crime | \$32,524 | |

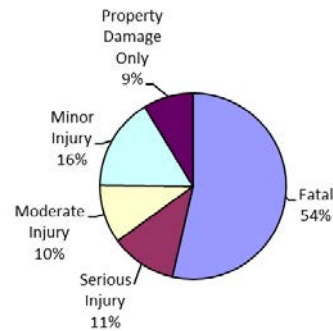
| Costs of Traffic Crashes in St. Clair County (2015 dollars) | | | | | | |
|---|----------------------|---------------------|---------------------|---------------------|----------------------|----------------------|
| | Fatal | Serious Injury | Moderate Injury | Minor Injury | Property Damage Only | Total |
| Medical Care | \$214,753 | \$1,843,260 | \$1,410,196 | \$4,109,455 | \$1,550,726 | \$9,128,391 |
| Future Earnings (Lost Wages) | \$21,667,213 | \$2,814,546 | \$2,603,735 | \$6,195,467 | \$1,774,868 | \$35,055,829 |
| Public Services | \$16,201 | \$12,190 | \$17,153 | \$41,507 | \$130,541 | \$217,592 |
| Adjudication & Sanctioning | \$1,912,614 | \$597,689 | \$376,477 | \$803,747 | \$105,397 | \$3,795,924 |
| Property Damage & Loss | \$416,747 | \$447,292 | \$875,128 | \$2,743,508 | \$16,087,887 | \$20,570,562 |
| Subtotal (Monetary Cost) | \$24,227,529 | \$5,714,976 | \$5,282,689 | \$13,893,685 | \$19,649,419 | \$68,768,297 |
| Quality of Life | \$135,529,517 | \$28,402,313 | \$24,944,598 | \$34,221,736 | \$6,256,987 | \$229,355,150 |
| Total (Comprehensive Cost) | \$159,757,045 | \$34,117,289 | \$30,227,286 | \$48,115,421 | \$25,906,406 | \$298,123,447 |

| Costs of Index Crimes in Saint Clair County (2015 dollars) | | | | | | | | |
|--|---------------------|---------------------|--------------------|--------------------|--------------------|--------------------|---------------------|---------------------|
| | Murder | Rape | Aggravated Assault | Robbery | Larceny | Burglary | Motor Vehicle Theft | Total |
| Medical Care | \$83,213 | \$808,422 | \$456,584 | \$65,977 | \$0 | \$0 | \$0 | \$1,414,195 |
| Future Earnings (Lost Wages) | \$2,755,707 | \$504,416 | \$322,716 | \$67,994 | \$33,861 | \$17,948 | \$11,602 | \$3,714,244 |
| Public Services | \$8,537 | \$70,945 | \$98,610 | \$17,377 | \$568,856 | \$243,658 | \$31,442 | \$1,039,426 |
| Adjudication & Sanctioning | \$1,183,110 | \$2,216,265 | \$3,492,851 | \$242,657 | \$2,627,211 | \$421,502 | \$207,574 | \$10,391,170 |
| Property Damage and Loss | \$524 | \$14,099 | \$20,605 | \$49,042 | \$1,204,813 | \$1,389,223 | \$749,856 | \$3,428,163 |
| Subtotal (Monetary Cost) | \$4,031,092 | \$3,614,147 | \$4,391,366 | \$443,047 | \$4,434,742 | \$2,072,331 | \$1,000,474 | \$19,987,198 |
| Quality of Life | \$17,835,332 | \$32,452,638 | \$4,880,694 | \$1,026,659 | \$839,931 | \$349,053 | \$68,423 | \$57,452,730 |
| Total (Comprehensive Costs) | \$21,866,424 | \$36,066,784 | \$9,272,060 | \$1,469,706 | \$5,274,673 | \$2,421,384 | \$1,068,897 | \$77,439,928 |

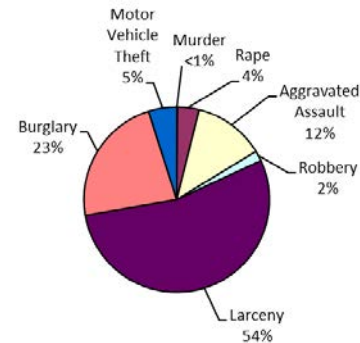
Traffic Crash Casualties



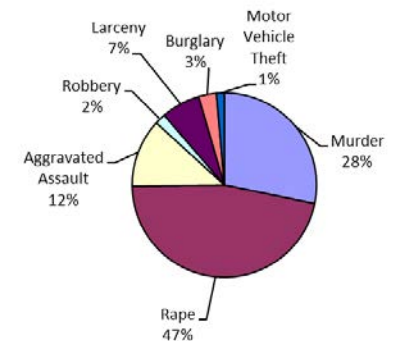
Traffic Crash Costs



Index Crimes



Index Crime Costs

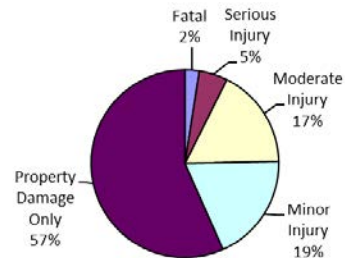


St. Clair County

Alcohol-Involved Crashes

| Crash Casualty Severity | Crash Casualties | Crash Costs |
|--------------------------------|------------------|--------------|
| Fatal | 5 | \$44,376,957 |
| Serious Injury | 10 | \$5,847,574 |
| Moderate Injury | 35 | \$5,967,155 |
| Minor Injury | 38 | \$3,270,830 |
| Property Damage Only | 115 | \$526,514 |
| Total | 203 | \$59,989,030 |
| Average cost of crash casualty | \$295,512 | |

Crash Casualties



Crash Costs

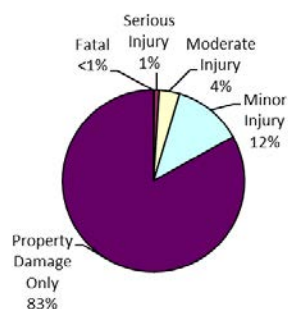


| Costs of Alcohol-Involved Crashes in St. Clair County (2015 dollars) | | | | | | |
|--|---------------------|--------------------|--------------------|--------------------|----------------------|---------------------|
| | Fatal | Serious Injury | Moderate Injury | Minor Injury | Property Damage Only | Total |
| Medical Care | \$59,654 | \$547,299 | \$483,714 | \$401,470 | \$35,268 | \$1,527,405 |
| Future Earnings (Lost Wages) | \$6,018,670 | \$847,229 | \$895,454 | \$603,999 | \$39,279 | \$8,404,631 |
| Public Services | \$4,500 | \$3,891 | \$6,074 | \$4,175 | \$3,334 | \$21,974 |
| Adjudication & Sanctioning | \$531,282 | \$128,956 | \$122,716 | \$82,617 | \$5,518 | \$871,089 |
| Property Damage & Loss | \$115,763 | \$112,896 | \$260,663 | \$238,129 | \$315,138 | \$1,042,590 |
| Subtotal (Monetary Cost) | \$6,729,869 | \$1,640,271 | \$1,768,621 | \$1,330,391 | \$398,537 | \$11,867,690 |
| Quality of Life | \$37,647,088 | \$4,207,303 | \$4,198,533 | \$1,940,439 | \$127,977 | \$48,121,341 |
| Total (Comprehensive Cost) | \$44,376,957 | \$5,847,574 | \$5,967,155 | \$3,270,830 | \$526,514 | \$59,989,030 |

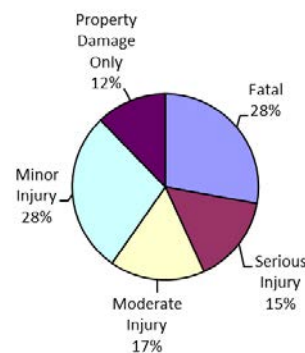
St. Clair County Teen Driver Crashes

| Crash Casualty Severity | Crash Casualties | Crash Costs |
|--------------------------------|------------------|--------------|
| Fatal | 1 | \$8,875,391 |
| Serious Injury | 10 | \$4,873,898 |
| Moderate Injury | 39 | \$5,262,786 |
| Minor Injury | 133 | \$8,937,641 |
| Property Damage Only | 896 | \$3,895,308 |
| Total | 1,079 | \$31,845,025 |
| Average cost of crash casualty | | \$29,513 |

Crash Casualties



Crash Costs



| Costs of Teen Driver Crashes in St. Clair County (2015 dollars) | | | | | | |
|---|--------------------|--------------------|--------------------|--------------------|----------------------|---------------------|
| | Fatal | Serious Injury | Moderate Injury | Minor Injury | Property Damage Only | Total |
| Medical Care | \$11,931 | \$263,323 | \$245,525 | \$763,349 | \$233,168 | \$1,517,296 |
| Future Earnings (Lost Wages) | \$1,203,734 | \$402,078 | \$453,329 | \$1,150,834 | \$266,871 | \$3,476,845 |
| Public Services | \$900 | \$1,741 | \$2,986 | \$7,710 | \$19,628 | \$32,966 |
| Adjudication & Sanctioning | \$106,256 | \$85,384 | \$65,547 | \$149,299 | \$15,848 | \$422,335 |
| Property Damage & Loss | \$23,153 | \$63,899 | \$152,366 | \$509,618 | \$2,418,987 | \$3,168,023 |
| Subtotal (Monetary Cost) | \$1,345,974 | \$816,425 | \$919,754 | \$2,580,810 | \$2,954,502 | \$8,617,465 |
| Quality of Life | \$7,529,418 | \$4,057,473 | \$4,343,033 | \$6,356,831 | \$940,806 | \$23,227,560 |
| Total (Comprehensive Cost) | \$8,875,391 | \$4,873,898 | \$5,262,786 | \$8,937,641 | \$3,895,308 | \$31,845,025 |

St. Clair County Motorcycle Crashes

| Injury Severity | Motorcyclist Crash Victims | Motorcyclist Victim Costs |
|--------------------------------|-------------------------------|------------------------------|
| Fatal | 4 | \$35,263,693 |
| Serious Injury | 9 | \$4,597,979 |
| Moderate Injury | 15 | \$1,782,142 |
| Minor Injury | 20 | \$2,239,489 |
| Property Damage Only | 15 | \$59,790 |
| Total | 63 | \$43,943,093 |
| Average cost of crash casualty | \$697,509 | |

| Injury Severity | Non-motorcyclist Crash Victims | Non-motorcyclist Victim Costs |
|--------------------------------|-----------------------------------|----------------------------------|
| Fatal | 0 | \$0 |
| Serious Injury | 1 | \$487,390 |
| Moderate Injury | 0 | \$0 |
| Minor Injury | 2 | \$134,401 |
| Property Damage Only | 9 | \$25,510 |
| Total | 12 | \$647,300 |
| Average cost of crash casualty | \$53,942 | |

| Motorcyclist Victim Costs in Motorcycle Crashes in St. Clair County (2015 dollars) | | | | | | |
|--|--------------|----------------|-----------------|--------------|----------------------|--------------|
| | Fatal | Serious Injury | Moderate Injury | Minor Injury | Property Damage Only | Total |
| Medical Care | \$47,723 | \$376,001 | \$135,551 | \$172,123 | \$2,075 | \$733,473 |
| Future Earnings (Lost Wages) | \$4,837,932 | \$551,049 | \$228,595 | \$283,499 | \$3,288 | \$5,904,362 |
| Public Services | \$3,153 | \$3,182 | \$2,589 | \$3,284 | \$903 | \$13,111 |
| Adjudication & Sanctioning | \$425,027 | \$85,517 | \$40,061 | \$49,922 | \$2,784 | \$603,311 |
| Property Damage & Loss | \$51,805 | \$88,703 | \$117,590 | \$151,343 | \$35,054 | \$444,494 |
| Subtotal (Monetary Cost) | \$5,365,640 | \$1,104,451 | \$524,386 | \$660,170 | \$44,103 | \$7,698,750 |
| Quality of Life | \$29,898,053 | \$3,493,527 | \$1,257,756 | \$1,579,319 | \$15,687 | \$36,244,343 |
| Total (Comprehensive Cost) | \$35,263,693 | \$4,597,979 | \$1,782,142 | \$2,239,489 | \$59,790 | \$43,943,093 |

| Non-motorcyclist Victim Costs in Motorcycle Crashes in St. Clair County (2015 dollars) | | | | | | |
|--|-------|----------------|-----------------|--------------|----------------------|-----------|
| | Fatal | Serious Injury | Moderate Injury | Minor Injury | Property Damage Only | Total |
| Medical Care | \$0 | \$26,332 | \$0 | \$11,479 | \$0 | \$37,811 |
| Future Earnings (Lost Wages) | \$0 | \$40,208 | \$0 | \$17,306 | \$796 | \$58,310 |
| Public Services | \$0 | \$174 | \$0 | \$116 | \$189 | \$479 |
| Adjudication & Sanctioning | \$0 | \$8,538 | \$0 | \$2,245 | \$0 | \$10,784 |
| Property Damage & Loss | \$0 | \$6,390 | \$0 | \$7,663 | \$24,525 | \$38,578 |
| Subtotal (Monetary Cost) | \$0 | \$81,643 | \$0 | \$38,809 | \$25,510 | \$145,961 |
| Quality of Life | \$0 | \$405,747 | \$0 | \$95,591 | \$0 | \$501,339 |
| Total (Comprehensive Cost) | \$0 | \$487,390 | \$0 | \$134,401 | \$25,510 | \$647,300 |

| Costs of Motorcycle Crashes in St. Clair County (2015 dollars) | | | | | | |
|--|--------------|----------------|-----------------|--------------|----------------------|--------------|
| | Fatal | Serious Injury | Moderate Injury | Minor Injury | Property Damage Only | Total |
| Medical Care | \$47,723 | \$402,333 | \$135,551 | \$183,602 | \$2,075 | \$771,284 |
| Future Earnings (Lost Wages) | \$4,837,932 | \$591,256 | \$228,595 | \$300,805 | \$4,084 | \$5,962,672 |
| Public Services | \$3,153 | \$3,356 | \$2,589 | \$3,400 | \$1,091 | \$13,589 |
| Adjudication & Sanctioning | \$425,027 | \$94,056 | \$40,061 | \$52,167 | \$2,784 | \$614,094 |
| Property Damage & Loss | \$51,805 | \$95,093 | \$117,590 | \$159,006 | \$59,579 | \$483,072 |
| Subtotal (Monetary Cost) | \$5,365,640 | \$1,186,094 | \$524,386 | \$698,979 | \$69,613 | \$7,844,711 |
| Quality of Life | \$29,898,053 | \$3,899,275 | \$1,257,756 | \$1,674,911 | \$15,687 | \$36,745,682 |
| Total (Comprehensive Cost) | \$35,263,693 | \$5,085,368 | \$1,782,142 | \$2,373,890 | \$85,300 | \$44,590,393 |

Motorcycle Crash Casualties



Motorcycle Crash Costs

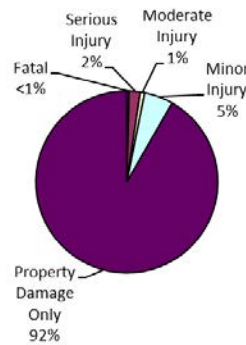


St. Clair County

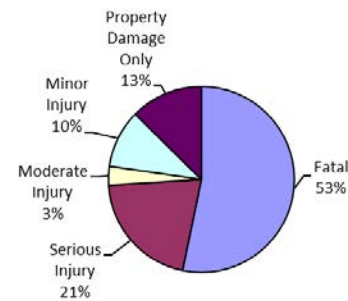
Medium/Large Truck Crashes

| Crash Casualty Severity | Crash Casualties | Crash Costs |
|--------------------------------|------------------|--------------|
| Fatal | 1 | \$8,883,936 |
| Serious Injury | 5 | \$3,463,135 |
| Moderate Injury | 2 | \$550,062 |
| Minor Injury | 13 | \$1,683,552 |
| Property Damage Only | 232 | \$2,104,240 |
| Total | 253 | \$16,684,925 |
| Average cost of crash casualty | | \$65,948 |

Crash Casualties



Crash Costs



| Costs of Medium/Large Truck Crashes in St. Clair County (2015 dollars) | | | | | | |
|--|--------------------|--------------------|------------------|--------------------|----------------------|---------------------|
| | Fatal | Serious Injury | Moderate Injury | Minor Injury | Property Damage Only | Total |
| Medical Care | \$11,931 | \$208,735 | \$35,610 | \$106,145 | \$86,768 | \$449,189 |
| Future Earnings (Lost Wages) | \$1,203,734 | \$596,170 | \$102,088 | \$283,244 | \$633,360 | \$2,818,596 |
| Public Services | \$900 | \$1,610 | \$352 | \$2,509 | \$10,904 | \$16,275 |
| Adjudication & Sanctioning | \$106,256 | \$80,580 | \$13,784 | \$38,987 | \$72,152 | \$311,759 |
| Property Damage & Loss | \$31,697 | \$62,775 | \$18,640 | \$87,217 | \$788,568 | \$988,897 |
| Subtotal (Monetary Cost) | \$1,354,518 | \$949,870 | \$170,474 | \$518,102 | \$1,591,752 | \$4,584,716 |
| Quality of Life | \$7,529,418 | \$2,513,265 | \$379,588 | \$1,165,450 | \$512,488 | \$12,100,209 |
| Total (Comprehensive Cost) | \$8,883,936 | \$3,463,135 | \$550,062 | \$1,683,552 | \$2,104,240 | \$16,684,925 |

St. Joseph County

Traffic Crashes and Crime

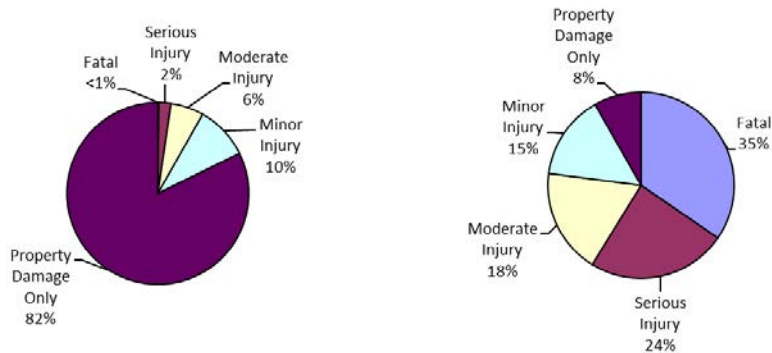
| Traffic Crash Casualty Severity | Traffic Crash Casualties | Traffic Crash Costs |
|--|--------------------------|---------------------|
| Fatal | 4 | \$35,501,566 |
| Serious Injury | 51 | \$24,856,882 |
| Moderate Injury | 139 | \$18,757,111 |
| Minor Injury | 225 | \$15,120,069 |
| Property Damage Only | 1,941 | \$8,438,385 |
| Total | 2,360 | \$102,674,012 |
| Average cost of traffic crash casualty | \$43,506 | |

| Index Crime Category | Number of Index Crimes | Index Crime Costs |
|-----------------------------|------------------------|-------------------|
| Murder | 5 | \$36,444,040 |
| Rape | 41 | \$16,430,424 |
| Aggravated Assault | 115 | \$3,614,532 |
| Robbery | 5 | \$170,896 |
| Larceny | 525 | \$2,146,669 |
| Burglary | 162 | \$722,402 |
| Motor Vehicle Theft | 62 | \$566,424 |
| Total | 915 | \$60,095,387 |
| Average cost of index crime | \$65,678 | |

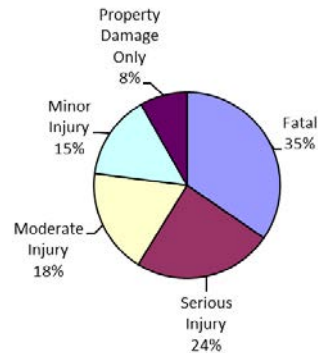
| Costs of Traffic Crashes in St. Joseph County (2015 dollars) | | | | | | |
|--|---------------------|---------------------|---------------------|---------------------|----------------------|----------------------|
| | Fatal | Serious Injury | Moderate Injury | Minor Injury | Property Damage Only | Total |
| Medical Care | \$47,723 | \$1,342,947 | \$875,077 | \$1,291,379 | \$505,111 | \$4,062,237 |
| Future Earnings (Lost Wages) | \$4,814,936 | \$2,050,598 | \$1,615,711 | \$1,946,900 | \$578,120 | \$11,006,264 |
| Public Services | \$3,600 | \$8,881 | \$10,644 | \$13,044 | \$42,521 | \$78,689 |
| Adjudication & Sanctioning | \$425,025 | \$435,459 | \$233,618 | \$252,574 | \$34,331 | \$1,381,006 |
| Property Damage & Loss | \$92,611 | \$325,884 | \$543,048 | \$862,136 | \$5,240,240 | \$7,063,918 |
| Subtotal (Monetary Cost) | \$5,383,895 | \$4,163,768 | \$3,278,097 | \$4,366,032 | \$6,400,323 | \$23,592,115 |
| Quality of Life | \$30,117,670 | \$20,693,113 | \$15,479,014 | \$10,754,037 | \$2,038,062 | \$79,081,897 |
| Total (Comprehensive Cost) | \$35,501,566 | \$24,856,882 | \$18,757,111 | \$15,120,069 | \$8,438,385 | \$102,674,012 |

| Costs of Index Crimes in Saint Joseph County (2015 dollars) | | | | | | | | |
|---|---------------------|---------------------|--------------------|------------------|--------------------|------------------|---------------------|---------------------|
| | Murder | Rape | Aggravated Assault | Robbery | Larceny | Burglary | Motor Vehicle Theft | Total |
| Medical Care | \$138,689 | \$368,281 | \$177,990 | \$7,672 | \$0 | \$0 | \$0 | \$692,632 |
| Future Earnings (Lost Wages) | \$4,592,845 | \$229,789 | \$125,804 | \$7,906 | \$13,781 | \$5,355 | \$6,148 | \$4,981,629 |
| Public Services | \$14,229 | \$32,320 | \$38,441 | \$2,021 | \$231,511 | \$72,694 | \$16,662 | \$407,877 |
| Adjudication & Sanctioning | \$1,971,851 | \$1,009,632 | \$1,361,620 | \$28,216 | \$1,069,214 | \$125,752 | \$109,996 | \$5,676,280 |
| Property Damage and Loss | \$873 | \$6,423 | \$8,032 | \$5,703 | \$490,331 | \$414,464 | \$397,360 | \$1,323,186 |
| Subtotal (Monetary Cost) | \$6,718,487 | \$1,646,445 | \$1,711,888 | \$51,517 | \$1,804,837 | \$618,265 | \$530,166 | \$13,081,603 |
| Quality of Life | \$29,725,554 | \$14,783,979 | \$1,902,643 | \$119,379 | \$341,832 | \$104,137 | \$36,258 | \$47,013,784 |
| Total (Comprehensive Costs) | \$36,444,040 | \$16,430,424 | \$3,614,532 | \$170,896 | \$2,146,669 | \$722,402 | \$566,424 | \$60,095,387 |

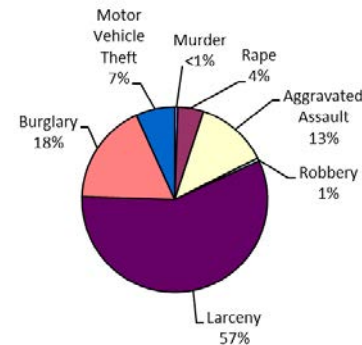
Traffic Crash Casualties



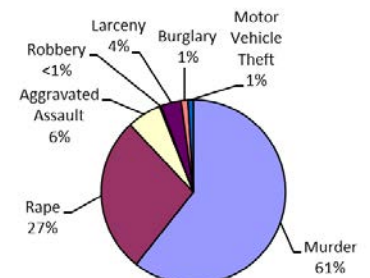
Traffic Crash Costs



Index Crimes



Index Crime Costs



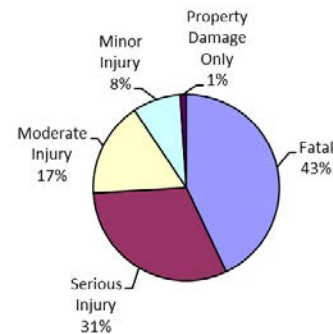
St. Joseph County Alcohol-Involved Crashes

| Crash Casualty Severity | Crash Casualties | Crash Costs |
|--------------------------------|------------------|--------------|
| Fatal | 1 | \$8,875,391 |
| Serious Injury | 11 | \$6,432,332 |
| Moderate Injury | 20 | \$3,409,803 |
| Minor Injury | 20 | \$1,721,490 |
| Property Damage Only | 48 | \$219,762 |
| Total | 100 | \$20,658,778 |
| Average cost of crash casualty | \$206,588 | |

Crash Casualties



Crash Costs

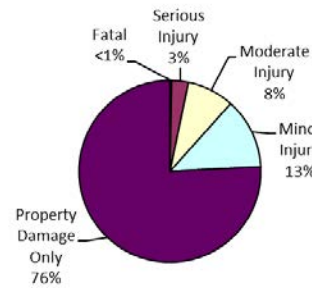


| Costs of Alcohol-Involved Crashes in St. Joseph County (2015 dollars) | | | | | | |
|---|--------------------|--------------------|--------------------|--------------------|----------------------|---------------------|
| | Fatal | Serious Injury | Moderate Injury | Minor Injury | Property Damage Only | Total |
| Medical Care | \$11,931 | \$602,029 | \$276,408 | \$211,300 | \$14,720 | \$1,116,388 |
| Future Earnings (Lost Wages) | \$1,203,734 | \$931,952 | \$511,688 | \$317,894 | \$16,395 | \$2,981,663 |
| Public Services | \$900 | \$4,280 | \$3,471 | \$2,197 | \$1,392 | \$12,240 |
| Adjudication & Sanctioning | \$106,256 | \$141,851 | \$70,124 | \$43,483 | \$2,303 | \$364,017 |
| Property Damage & Loss | \$23,153 | \$124,186 | \$148,950 | \$125,331 | \$131,536 | \$553,156 |
| Subtotal (Monetary Cost) | \$1,345,974 | \$1,804,298 | \$1,010,641 | \$700,206 | \$166,346 | \$5,027,464 |
| Quality of Life | \$7,529,418 | \$4,628,034 | \$2,399,162 | \$1,021,284 | \$53,416 | \$15,631,313 |
| Total (Comprehensive Cost) | \$8,875,391 | \$6,432,332 | \$3,409,803 | \$1,721,490 | \$219,762 | \$20,658,778 |

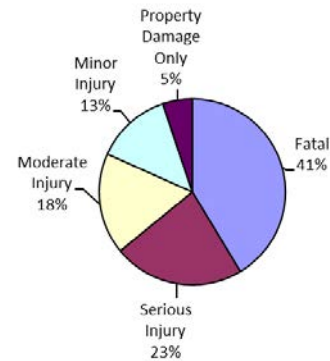
St. Joseph County Teen Driver Crashes

| Crash Casualty Severity | Crash Casualties | Crash Costs |
|--------------------------------|------------------|--------------|
| Fatal | 1 | \$8,875,391 |
| Serious Injury | 10 | \$4,873,898 |
| Moderate Injury | 28 | \$3,778,411 |
| Minor Injury | 42 | \$2,822,413 |
| Property Damage Only | 254 | \$1,104,250 |
| Total | 335 | \$21,454,364 |
| Average cost of crash casualty | | \$64,043 |

Crash Casualties



Crash Costs



| Costs of Teen Driver Crashes in St. Joseph County (2015 dollars) | | | | | | |
|--|--------------------|--------------------|--------------------|--------------------|----------------------|---------------------|
| | Fatal | Serious Injury | Moderate Injury | Minor Injury | Property Damage Only | Total |
| Medical Care | \$11,931 | \$263,323 | \$176,274 | \$241,057 | \$66,099 | \$758,685 |
| Future Earnings (Lost Wages) | \$1,203,734 | \$402,078 | \$325,467 | \$363,421 | \$75,653 | \$2,370,353 |
| Public Services | \$900 | \$1,741 | \$2,144 | \$2,435 | \$5,564 | \$12,785 |
| Adjudication & Sanctioning | \$106,256 | \$85,384 | \$47,060 | \$47,147 | \$4,493 | \$290,340 |
| Property Damage & Loss | \$23,153 | \$63,899 | \$109,391 | \$160,932 | \$685,740 | \$1,043,114 |
| Subtotal (Monetary Cost) | \$1,345,974 | \$816,425 | \$660,336 | \$814,993 | \$837,549 | \$4,475,276 |
| Quality of Life | \$7,529,418 | \$4,057,473 | \$3,118,075 | \$2,007,420 | \$266,702 | \$16,979,087 |
| Total (Comprehensive Cost) | \$8,875,391 | \$4,873,898 | \$3,778,411 | \$2,822,413 | \$1,104,250 | \$21,454,364 |

St. Joseph County Motorcycle Crashes

| Injury Severity | Motorcyclist Crash Victims | Motorcyclist Victim Costs |
|--------------------------------|-------------------------------|------------------------------|
| Fatal | 1 | \$8,815,923 |
| Serious Injury | 7 | \$3,576,206 |
| Moderate Injury | 15 | \$1,782,142 |
| Minor Injury | 1 | \$111,974 |
| Property Damage Only | 11 | \$43,846 |
| Total | 35 | \$14,330,092 |
| Average cost of crash casualty | \$409,431 | |

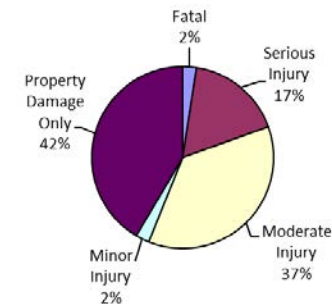
| Injury Severity | Non-motorcyclist Crash Victims | Non-motorcyclist Victim Costs |
|--------------------------------|-----------------------------------|----------------------------------|
| Fatal | 0 | \$0 |
| Serious Injury | 0 | \$0 |
| Moderate Injury | 0 | \$0 |
| Minor Injury | 0 | \$0 |
| Property Damage Only | 6 | \$17,007 |
| Total | 6 | \$17,007 |
| Average cost of crash casualty | \$2,834 | |

| Motorcyclist Victim Costs in Motorcycle Crashes in St. Joseph County (2015 dollars) | | | | | | |
|---|-------------|----------------|-----------------|--------------|----------------------|--------------|
| | Fatal | Serious Injury | Moderate Injury | Minor Injury | Property Damage Only | Total |
| Medical Care | \$11,931 | \$292,445 | \$135,551 | \$8,606 | \$1,522 | \$450,055 |
| Future Earnings (Lost Wages) | \$1,209,483 | \$428,593 | \$228,595 | \$14,175 | \$2,411 | \$1,883,257 |
| Public Services | \$788 | \$2,475 | \$2,589 | \$164 | \$662 | \$6,678 |
| Adjudication & Sanctioning | \$106,257 | \$66,513 | \$40,061 | \$2,496 | \$2,042 | \$217,369 |
| Property Damage & Loss | \$12,951 | \$68,991 | \$117,590 | \$7,567 | \$25,706 | \$232,805 |
| Subtotal (Monetary Cost) | \$1,341,410 | \$859,018 | \$524,386 | \$33,008 | \$32,342 | \$2,790,164 |
| Quality of Life | \$7,474,513 | \$2,717,188 | \$1,257,756 | \$78,966 | \$11,504 | \$11,539,927 |
| Total (Comprehensive Cost) | \$8,815,923 | \$3,576,206 | \$1,782,142 | \$111,974 | \$43,846 | \$14,330,092 |

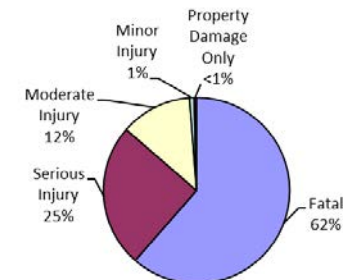
| Non-motorcyclist Victim Costs in Motorcycle Crashes in St. Joseph County (2015 dollars) | | | | | | |
|---|-------|----------------|-----------------|--------------|----------------------|----------|
| | Fatal | Serious Injury | Moderate Injury | Minor Injury | Property Damage Only | Total |
| Medical Care | \$0 | \$0 | \$0 | \$0 | \$0 | \$0 |
| Future Earnings (Lost Wages) | \$0 | \$0 | \$0 | \$0 | \$531 | \$531 |
| Public Services | \$0 | \$0 | \$0 | \$0 | \$126 | \$126 |
| Adjudication & Sanctioning | \$0 | \$0 | \$0 | \$0 | \$0 | \$0 |
| Property Damage & Loss | \$0 | \$0 | \$0 | \$0 | \$16,350 | \$16,350 |
| Subtotal (Monetary Cost) | \$0 | \$0 | \$0 | \$0 | \$17,007 | \$17,007 |
| Quality of Life | \$0 | \$0 | \$0 | \$0 | \$0 | \$0 |
| Total (Comprehensive Cost) | \$0 | \$0 | \$0 | \$0 | \$17,007 | \$17,007 |

| Costs of Motorcycle Crashes in St. Joseph County (2015 dollars) | | | | | | |
|---|-------------|----------------|-----------------|--------------|----------------------|--------------|
| | Fatal | Serious Injury | Moderate Injury | Minor Injury | Property Damage Only | Total |
| Medical Care | \$11,931 | \$292,445 | \$135,551 | \$8,606 | \$1,522 | \$450,055 |
| Future Earnings (Lost Wages) | \$1,209,483 | \$428,593 | \$228,595 | \$14,175 | \$2,942 | \$1,883,788 |
| Public Services | \$788 | \$2,475 | \$2,589 | \$164 | \$788 | \$6,804 |
| Adjudication & Sanctioning | \$106,257 | \$66,513 | \$40,061 | \$2,496 | \$2,042 | \$217,369 |
| Property Damage & Loss | \$12,951 | \$68,991 | \$117,590 | \$7,567 | \$42,056 | \$249,155 |
| Subtotal (Monetary Cost) | \$1,341,410 | \$859,018 | \$524,386 | \$33,008 | \$49,349 | \$2,807,171 |
| Quality of Life | \$7,474,513 | \$2,717,188 | \$1,257,756 | \$78,966 | \$11,504 | \$11,539,927 |
| Total (Comprehensive Cost) | \$8,815,923 | \$3,576,206 | \$1,782,142 | \$111,974 | \$60,853 | \$14,347,098 |

Motorcycle Crash Casualties



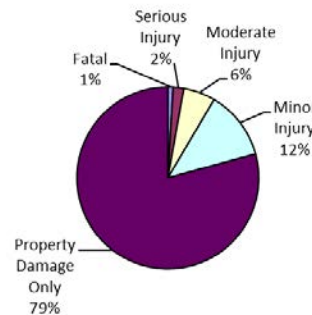
Motorcycle Crash Costs



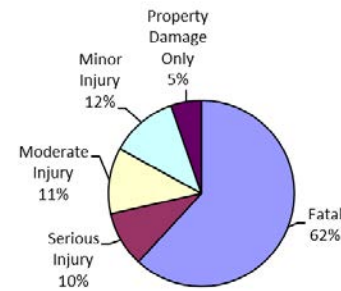
St. Joseph County Medium/Large Truck Crashes

| Crash Casualty Severity | Crash Casualties | Crash Costs |
|--------------------------------|------------------|--------------|
| Fatal | 1 | \$8,883,936 |
| Serious Injury | 2 | \$1,385,254 |
| Moderate Injury | 6 | \$1,650,186 |
| Minor Injury | 13 | \$1,683,552 |
| Property Damage Only | 84 | \$761,880 |
| Total | 106 | \$14,364,808 |
| Average cost of crash casualty | | \$135,517 |

Crash Casualties



Crash Costs



| Costs of Medium/Large Truck Crashes in St. Joseph County (2015 dollars) | | | | | | |
|---|--------------------|--------------------|--------------------|--------------------|----------------------|---------------------|
| | Fatal | Serious Injury | Moderate Injury | Minor Injury | Property Damage Only | Total |
| Medical Care | \$11,931 | \$83,494 | \$106,830 | \$106,145 | \$31,416 | \$339,816 |
| Future Earnings (Lost Wages) | \$1,203,734 | \$238,468 | \$306,264 | \$283,244 | \$229,320 | \$2,261,030 |
| Public Services | \$900 | \$644 | \$1,056 | \$2,509 | \$3,948 | \$9,057 |
| Adjudication & Sanctioning | \$106,256 | \$32,232 | \$41,352 | \$38,987 | \$26,124 | \$244,951 |
| Property Damage & Loss | \$31,697 | \$25,110 | \$55,920 | \$87,217 | \$285,516 | \$485,460 |
| Subtotal (Monetary Cost) | \$1,354,518 | \$379,948 | \$511,422 | \$518,102 | \$576,324 | \$3,340,314 |
| Quality of Life | \$7,529,418 | \$1,005,306 | \$1,138,764 | \$1,165,450 | \$185,556 | \$11,024,494 |
| Total (Comprehensive Cost) | \$8,883,936 | \$1,385,254 | \$1,650,186 | \$1,683,552 | \$761,880 | \$14,364,808 |

Sanilac County

Traffic Crashes and Crime

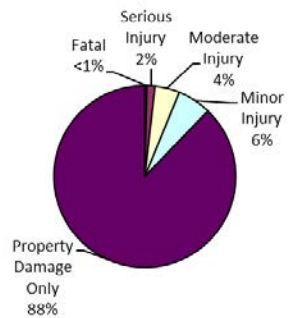
| Traffic Crash Casualty Severity | Traffic Crash Casualties | Traffic Crash Costs |
|--|--------------------------|---------------------|
| Fatal | 6 | \$53,252,348 |
| Serious Injury | 24 | \$11,697,356 |
| Moderate Injury | 73 | \$9,850,857 |
| Minor Injury | 100 | \$6,720,031 |
| Property Damage Only | 1,459 | \$6,342,918 |
| Total | 1,662 | \$87,863,510 |
| Average cost of traffic crash casualty | \$52,866 | |

| Index Crime Category | Number of Index Crimes | Index Crime Costs |
|-----------------------------|------------------------|-------------------|
| Murder | 0 | \$0 |
| Rape | 24 | \$9,617,809 |
| Aggravated Assault | 62 | \$1,948,704 |
| Robbery | 1 | \$34,179 |
| Larceny | 241 | \$985,423 |
| Burglary | 98 | \$437,008 |
| Motor Vehicle Theft | 16 | \$146,174 |
| Total | 442 | \$13,169,298 |
| Average cost of index crime | \$29,795 | |

| Costs of Traffic Crashes in Sanilac County (2015 dollars) | | | | | | |
|---|---------------------|---------------------|--------------------|--------------------|----------------------|---------------------|
| | Fatal | Serious Injury | Moderate Injury | Minor Injury | Property Damage Only | Total |
| Medical Care | \$71,584 | \$631,975 | \$459,573 | \$573,946 | \$379,679 | \$2,116,758 |
| Future Earnings (Lost Wages) | \$7,222,404 | \$964,987 | \$848,539 | \$865,289 | \$434,558 | \$10,335,777 |
| Public Services | \$5,400 | \$4,179 | \$5,590 | \$5,797 | \$31,962 | \$52,928 |
| Adjudication & Sanctioning | \$637,538 | \$204,922 | \$122,691 | \$112,255 | \$25,805 | \$1,103,212 |
| Property Damage & Loss | \$138,916 | \$153,357 | \$285,198 | \$383,172 | \$3,938,954 | \$4,899,596 |
| Subtotal (Monetary Cost) | \$8,075,843 | \$1,959,420 | \$1,721,590 | \$1,940,459 | \$4,810,959 | \$18,508,271 |
| Quality of Life | \$45,176,506 | \$9,737,936 | \$8,129,266 | \$4,779,572 | \$1,531,959 | \$69,355,239 |
| Total (Comprehensive Cost) | \$53,252,348 | \$11,697,356 | \$9,850,857 | \$6,720,031 | \$6,342,918 | \$87,863,510 |

| Costs of Index Crimes in Sanilac County (2015 dollars) | | | | | | | | |
|--|------------|--------------------|--------------------|-----------------|------------------|------------------|---------------------|---------------------|
| | Murder | Rape | Aggravated Assault | Robbery | Larceny | Burglary | Motor Vehicle Theft | Total |
| Medical Care | \$0 | \$215,579 | \$95,960 | \$1,534 | \$0 | \$0 | \$0 | \$313,073 |
| Future Earnings (Lost Wages) | \$0 | \$134,511 | \$67,825 | \$1,581 | \$6,326 | \$3,239 | \$1,587 | \$215,069 |
| Public Services | \$0 | \$18,919 | \$20,725 | \$404 | \$106,275 | \$43,975 | \$4,300 | \$194,597 |
| Adjudication & Sanctioning | \$0 | \$591,004 | \$734,091 | \$5,643 | \$490,820 | \$76,072 | \$28,386 | \$1,926,016 |
| Property Damage and Loss | \$0 | \$3,760 | \$4,331 | \$1,141 | \$225,085 | \$250,725 | \$102,544 | \$587,586 |
| Subtotal (Monetary Cost) | \$0 | \$963,772 | \$922,931 | \$10,303 | \$828,506 | \$374,012 | \$136,817 | \$3,236,342 |
| Quality of Life | \$0 | \$8,654,037 | \$1,025,773 | \$23,876 | \$156,917 | \$62,997 | \$9,357 | \$9,932,956 |
| Total (Comprehensive Costs) | \$0 | \$9,617,809 | \$1,948,704 | \$34,179 | \$985,423 | \$437,008 | \$146,174 | \$13,169,298 |

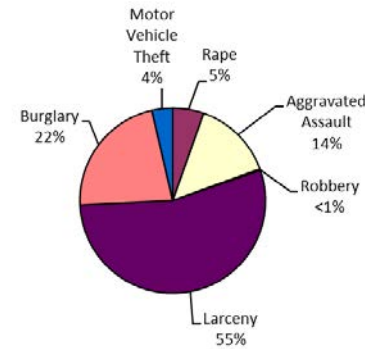
Traffic Crash Casualties



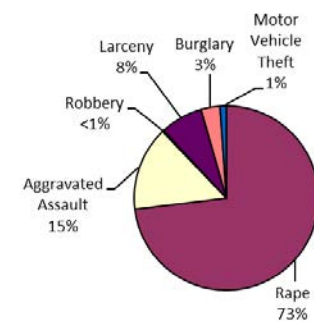
Traffic Crash Costs



Index Crimes



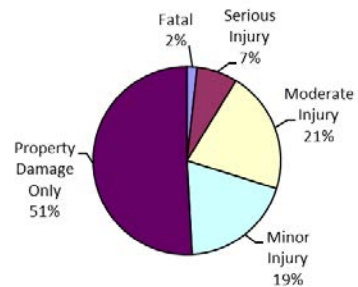
Index Crime Costs



Sanilac County Alcohol-Involved Crashes

| Crash Casualty Severity | Crash Casualties | Crash Costs |
|--------------------------------|------------------|--------------|
| Fatal | 1 | \$8,875,391 |
| Serious Injury | 4 | \$2,339,030 |
| Moderate Injury | 12 | \$2,045,882 |
| Minor Injury | 11 | \$946,819 |
| Property Damage Only | 29 | \$132,773 |
| Total | 57 | \$14,339,895 |
| Average cost of crash casualty | \$251,577 | |

Crash Casualties



Crash Costs

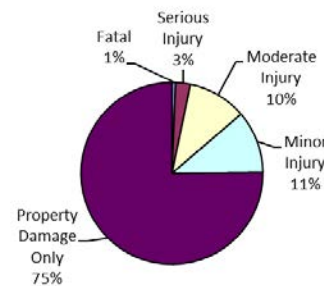


| Costs of Alcohol-Involved Crashes in Sanilac County (2015 dollars) | | | | | | |
|--|--------------------|--------------------|--------------------|------------------|----------------------|---------------------|
| | Fatal | Serious Injury | Moderate Injury | Minor Injury | Property Damage Only | Total |
| Medical Care | \$11,931 | \$218,920 | \$165,845 | \$116,215 | \$8,894 | \$521,804 |
| Future Earnings (Lost Wages) | \$1,203,734 | \$338,892 | \$307,013 | \$174,842 | \$9,905 | \$2,034,385 |
| Public Services | \$900 | \$1,556 | \$2,082 | \$1,209 | \$841 | \$6,588 |
| Adjudication & Sanctioning | \$106,256 | \$51,582 | \$42,074 | \$23,916 | \$1,391 | \$225,220 |
| Property Damage & Loss | \$23,153 | \$45,159 | \$89,370 | \$68,932 | \$79,470 | \$306,083 |
| Subtotal (Monetary Cost) | \$1,345,974 | \$656,108 | \$606,384 | \$385,113 | \$100,501 | \$3,094,081 |
| Quality of Life | \$7,529,418 | \$1,682,921 | \$1,439,497 | \$561,706 | \$32,272 | \$11,245,815 |
| Total (Comprehensive Cost) | \$8,875,391 | \$2,339,030 | \$2,045,882 | \$946,819 | \$132,773 | \$14,339,895 |

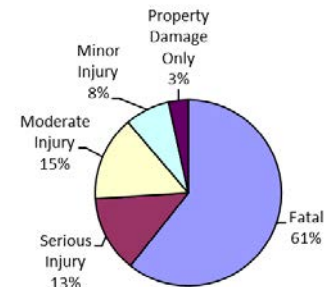
Sanilac County Teen Driver Crashes

| Crash Casualty Severity | Crash Casualties | Crash Costs |
|--------------------------------|------------------|--------------|
| Fatal | 1 | \$8,875,391 |
| Serious Injury | 4 | \$1,949,559 |
| Moderate Injury | 16 | \$2,159,092 |
| Minor Injury | 17 | \$1,142,405 |
| Property Damage Only | 115 | \$499,956 |
| Total | 153 | \$14,626,404 |
| Average cost of crash casualty | | \$95,597 |

Crash Casualties



Crash Costs



| Costs of Teen Driver Crashes in Sanilac County (2015 dollars) | | | | | | |
|---|--------------------|--------------------|--------------------|--------------------|----------------------|---------------------|
| | Fatal | Serious Injury | Moderate Injury | Minor Injury | Property Damage Only | Total |
| Medical Care | \$11,931 | \$105,329 | \$100,728 | \$97,571 | \$29,927 | \$345,486 |
| Future Earnings (Lost Wages) | \$1,203,734 | \$160,831 | \$185,981 | \$147,099 | \$34,252 | \$1,731,898 |
| Public Services | \$900 | \$697 | \$1,225 | \$986 | \$2,519 | \$6,327 |
| Adjudication & Sanctioning | \$106,256 | \$34,154 | \$26,891 | \$19,083 | \$2,034 | \$188,419 |
| Property Damage & Loss | \$23,153 | \$25,560 | \$62,509 | \$65,139 | \$310,473 | \$486,833 |
| Subtotal (Monetary Cost) | \$1,345,974 | \$326,570 | \$377,335 | \$329,878 | \$379,205 | \$2,758,962 |
| Quality of Life | \$7,529,418 | \$1,622,989 | \$1,781,757 | \$812,527 | \$120,751 | \$11,867,442 |
| Total (Comprehensive Cost) | \$8,875,391 | \$1,949,559 | \$2,159,092 | \$1,142,405 | \$499,956 | \$14,626,404 |

Sanilac County Motorcycle Crashes

| Injury Severity | Motorcyclist Crash Victims | Motorcyclist Victim Costs |
|--------------------------------|-------------------------------|------------------------------|
| Fatal | 0 | \$0 |
| Serious Injury | 3 | \$1,532,660 |
| Moderate Injury | 1 | \$118,809 |
| Minor Injury | 3 | \$335,923 |
| Property Damage Only | 4 | \$15,944 |
| Total | 11 | \$2,003,336 |
| Average cost of crash casualty | \$182,121 | |

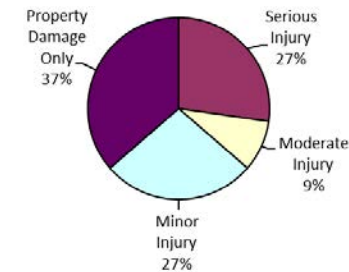
| Injury Severity | Non-motorcyclist Crash Victims | Non-motorcyclist Victim Costs |
|--------------------------------|-----------------------------------|----------------------------------|
| Fatal | 0 | \$0 |
| Serious Injury | 0 | \$0 |
| Moderate Injury | 0 | \$0 |
| Minor Injury | 0 | \$0 |
| Property Damage Only | 0 | \$0 |
| Total | 0 | \$0 |
| Average cost of crash casualty | \$0 | |

| Motorcyclist Victim Costs in Motorcycle Crashes in Sanilac County (2015 dollars) | | | | | | |
|--|-------|----------------|-----------------|--------------|----------------------|-------------|
| | Fatal | Serious Injury | Moderate Injury | Minor Injury | Property Damage Only | Total |
| Medical Care | \$0 | \$125,334 | \$9,037 | \$25,818 | \$553 | \$160,742 |
| Future Earnings (Lost Wages) | \$0 | \$183,683 | \$15,240 | \$42,525 | \$877 | \$242,324 |
| Public Services | \$0 | \$1,061 | \$173 | \$493 | \$241 | \$1,967 |
| Adjudication & Sanctioning | \$0 | \$28,506 | \$2,671 | \$7,488 | \$742 | \$39,407 |
| Property Damage & Loss | \$0 | \$29,568 | \$7,839 | \$22,701 | \$9,348 | \$69,456 |
| Subtotal (Monetary Cost) | \$0 | \$368,150 | \$34,959 | \$99,025 | \$11,761 | \$513,896 |
| Quality of Life | \$0 | \$1,164,509 | \$83,850 | \$236,898 | \$4,183 | \$1,489,441 |
| Total (Comprehensive Cost) | \$0 | \$1,532,660 | \$118,809 | \$335,923 | \$15,944 | \$2,003,336 |

| Non-motorcyclist Victim Costs in Motorcycle Crashes in Sanilac County (2015 dollars) | | | | | | |
|--|-------|----------------|-----------------|--------------|----------------------|-------|
| | Fatal | Serious Injury | Moderate Injury | Minor Injury | Property Damage Only | Total |
| Medical Care | \$0 | \$0 | \$0 | \$0 | \$0 | \$0 |
| Future Earnings (Lost Wages) | \$0 | \$0 | \$0 | \$0 | \$0 | \$0 |
| Public Services | \$0 | \$0 | \$0 | \$0 | \$0 | \$0 |
| Adjudication & Sanctioning | \$0 | \$0 | \$0 | \$0 | \$0 | \$0 |
| Property Damage & Loss | \$0 | \$0 | \$0 | \$0 | \$0 | \$0 |
| Subtotal (Monetary Cost) | \$0 | \$0 | \$0 | \$0 | \$0 | \$0 |
| Quality of Life | \$0 | \$0 | \$0 | \$0 | \$0 | \$0 |
| Total (Comprehensive Cost) | \$0 | \$0 | \$0 | \$0 | \$0 | \$0 |

| Costs of Motorcycle Crashes in Sanilac County (2015 dollars) | | | | | | |
|--|-------|----------------|-----------------|--------------|----------------------|-------------|
| | Fatal | Serious Injury | Moderate Injury | Minor Injury | Property Damage Only | Total |
| Medical Care | \$0 | \$125,334 | \$9,037 | \$25,818 | \$553 | \$160,742 |
| Future Earnings (Lost Wages) | \$0 | \$183,683 | \$15,240 | \$42,525 | \$877 | \$242,324 |
| Public Services | \$0 | \$1,061 | \$173 | \$493 | \$241 | \$1,967 |
| Adjudication & Sanctioning | \$0 | \$28,506 | \$2,671 | \$7,488 | \$742 | \$39,407 |
| Property Damage & Loss | \$0 | \$29,568 | \$7,839 | \$22,701 | \$9,348 | \$69,456 |
| Subtotal (Monetary Cost) | \$0 | \$368,150 | \$34,959 | \$99,025 | \$11,761 | \$513,896 |
| Quality of Life | \$0 | \$1,164,509 | \$83,850 | \$236,898 | \$4,183 | \$1,489,441 |
| Total (Comprehensive Cost) | \$0 | \$1,532,660 | \$118,809 | \$335,923 | \$15,944 | \$2,003,336 |

Motorcycle Crash Casualties



Motorcycle Crash Costs



Sanilac County

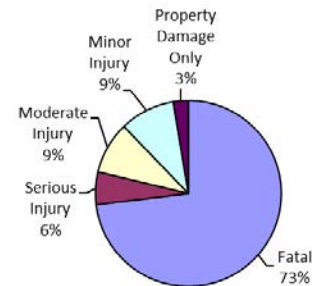
Medium/Large Truck Crashes

| Crash Casualty Severity | Crash Casualties | Crash Costs |
|--------------------------------|------------------|--------------|
| Fatal | 1 | \$8,883,936 |
| Serious Injury | 1 | \$692,627 |
| Moderate Injury | 4 | \$1,100,124 |
| Minor Injury | 9 | \$1,165,536 |
| Property Damage Only | 35 | \$317,450 |
| Total | 50 | \$12,159,673 |
| Average cost of crash casualty | | \$243,193 |

Crash Casualties



Crash Costs



| Costs of Medium/Large Truck Crashes in Sanilac County (2015 dollars) | | | | | | |
|--|--------------------|------------------|--------------------|--------------------|----------------------|---------------------|
| | Fatal | Serious Injury | Moderate Injury | Minor Injury | Property Damage Only | Total |
| Medical Care | \$11,931 | \$41,747 | \$71,220 | \$73,485 | \$13,090 | \$211,473 |
| Future Earnings (Lost Wages) | \$1,203,734 | \$119,234 | \$204,176 | \$196,092 | \$95,550 | \$1,818,786 |
| Public Services | \$900 | \$322 | \$704 | \$1,737 | \$1,645 | \$5,308 |
| Adjudication & Sanctioning | \$106,256 | \$16,116 | \$27,568 | \$26,991 | \$10,885 | \$187,816 |
| Property Damage & Loss | \$31,697 | \$12,555 | \$37,280 | \$60,381 | \$118,965 | \$260,878 |
| Subtotal (Monetary Cost) | \$1,354,518 | \$189,974 | \$340,948 | \$358,686 | \$240,135 | \$2,484,261 |
| Quality of Life | \$7,529,418 | \$502,653 | \$759,176 | \$806,850 | \$77,315 | \$9,675,412 |
| Total (Comprehensive Cost) | \$8,883,936 | \$692,627 | \$1,100,124 | \$1,165,536 | \$317,450 | \$12,159,673 |

Schoolcraft County Traffic Crashes and Crime

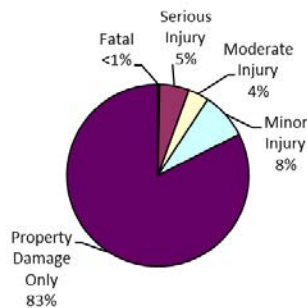
| Traffic Crash Casualty Severity | Traffic Crash Casualties | Traffic Crash Costs |
|--|--------------------------|---------------------|
| Fatal | 1 | \$8,875,391 |
| Serious Injury | 17 | \$8,285,627 |
| Moderate Injury | 12 | \$1,619,319 |
| Minor Injury | 27 | \$1,814,408 |
| Property Damage Only | 267 | \$1,160,767 |
| Total | 324 | \$21,755,513 |
| Average cost of traffic crash casualty | \$67,147 | |

| Index Crime Category | Number of Index Crimes | Index Crime Costs |
|-----------------------------|------------------------|-------------------|
| Murder | 1 | \$7,288,808 |
| Rape | 13 | \$5,209,647 |
| Aggravated Assault | 7 | \$220,015 |
| Robbery | 0 | \$0 |
| Larceny | 56 | \$228,978 |
| Burglary | 18 | \$80,267 |
| Motor Vehicle Theft | 2 | \$18,272 |
| Total | 97 | \$13,045,986 |
| Average cost of index crime | \$134,495 | |

| Costs of Traffic Crashes in Schoolcraft County (2015 dollars) | | | | | | |
|---|--------------------|--------------------|--------------------|--------------------|----------------------|---------------------|
| | Fatal | Serious Injury | Moderate Injury | Minor Injury | Property Damage Only | Total |
| Medical Care | \$11,931 | \$447,649 | \$75,546 | \$154,965 | \$69,482 | \$759,573 |
| Future Earnings (Lost Wages) | \$1,203,734 | \$683,533 | \$139,486 | \$233,628 | \$79,525 | \$2,339,905 |
| Public Services | \$900 | \$2,960 | \$919 | \$1,565 | \$5,849 | \$12,194 |
| Adjudication & Sanctioning | \$106,256 | \$145,153 | \$20,168 | \$30,309 | \$4,722 | \$306,609 |
| Property Damage & Loss | \$23,153 | \$108,628 | \$46,882 | \$103,456 | \$720,837 | \$1,002,955 |
| Subtotal (Monetary Cost) | \$1,345,974 | \$1,387,923 | \$283,001 | \$523,924 | \$880,415 | \$4,421,237 |
| Quality of Life | \$7,529,418 | \$6,897,704 | \$1,336,318 | \$1,290,484 | \$280,352 | \$17,334,276 |
| Total (Comprehensive Cost) | \$8,875,391 | \$8,285,627 | \$1,619,319 | \$1,814,408 | \$1,160,767 | \$21,755,513 |

| Costs of Index Crimes in Schoolcraft County (2015 dollars) | | | | | | | | |
|--|--------------------|--------------------|--------------------|------------|------------------|-----------------|---------------------|---------------------|
| | Murder | Rape | Aggravated Assault | Robbery | Larceny | Burglary | Motor Vehicle Theft | Total |
| Medical Care | \$27,738 | \$116,772 | \$10,834 | \$0 | \$0 | \$0 | \$0 | \$155,344 |
| Future Earnings (Lost Wages) | \$918,569 | \$72,860 | \$7,658 | \$0 | \$1,470 | \$595 | \$198 | \$1,001,350 |
| Public Services | \$2,846 | \$10,248 | \$2,340 | \$0 | \$24,695 | \$8,077 | \$537 | \$48,742 |
| Adjudication & Sanctioning | \$394,370 | \$320,127 | \$82,881 | \$0 | \$114,049 | \$13,972 | \$3,548 | \$928,949 |
| Property Damage and Loss | \$175 | \$2,037 | \$489 | \$0 | \$52,302 | \$46,052 | \$12,818 | \$113,872 |
| Subtotal (Monetary Cost) | \$1,343,697 | \$522,043 | \$104,202 | \$0 | \$192,516 | \$68,696 | \$17,102 | \$2,248,257 |
| Quality of Life | \$5,945,111 | \$4,687,603 | \$115,813 | \$0 | \$36,462 | \$11,571 | \$1,170 | \$10,797,730 |
| Total (Comprehensive Costs) | \$7,288,808 | \$5,209,647 | \$220,015 | \$0 | \$228,978 | \$80,267 | \$18,272 | \$13,045,986 |

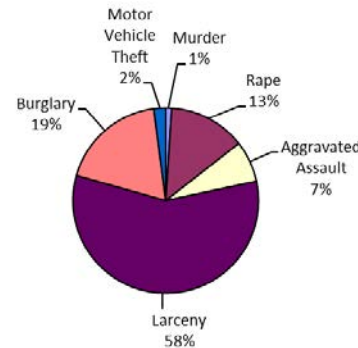
Traffic Crash Casualties



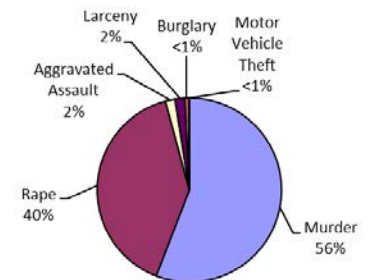
Traffic Crash Costs



Index Crimes



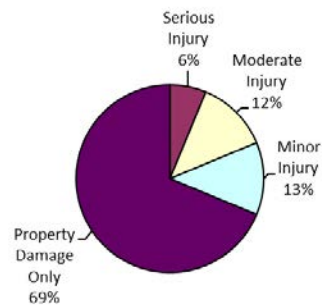
Index Crime Costs



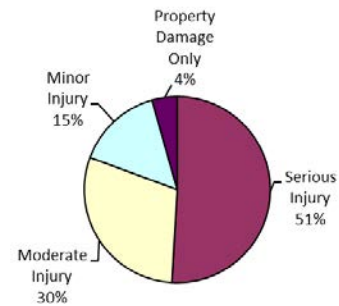
Schoolcraft County Alcohol-Involved Crashes

| Crash Casualty Severity | Crash Casualties | Crash Costs |
|--------------------------------|------------------|--------------------|
| Fatal | 0 | \$0 |
| Serious Injury | 1 | \$584,757 |
| Moderate Injury | 2 | \$340,980 |
| Minor Injury | 2 | \$172,149 |
| Property Damage Only | 11 | \$50,362 |
| Total | 16 | \$1,148,249 |
| Average cost of crash casualty | | \$71,766 |

Crash Casualties



Crash Costs

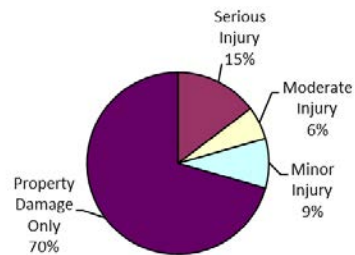


| Costs of Alcohol-Involved Crashes in Schoolcraft County (2015 dollars) | | | | | | |
|--|------------|------------------|------------------|------------------|----------------------|--------------------|
| | Fatal | Serious Injury | Moderate Injury | Minor Injury | Property Damage Only | Total |
| Medical Care | \$0 | \$54,730 | \$27,641 | \$21,130 | \$3,373 | \$106,874 |
| Future Earnings (Lost Wages) | \$0 | \$84,723 | \$51,169 | \$31,789 | \$3,757 | \$171,438 |
| Public Services | \$0 | \$389 | \$347 | \$220 | \$319 | \$1,275 |
| Adjudication & Sanctioning | \$0 | \$12,896 | \$7,012 | \$4,348 | \$528 | \$24,784 |
| Property Damage & Loss | \$0 | \$11,290 | \$14,895 | \$12,533 | \$30,144 | \$68,861 |
| Subtotal (Monetary Cost) | \$0 | \$164,027 | \$101,064 | \$70,021 | \$38,121 | \$373,233 |
| Quality of Life | \$0 | \$420,730 | \$239,916 | \$102,128 | \$12,241 | \$775,016 |
| Total (Comprehensive Cost) | \$0 | \$584,757 | \$340,980 | \$172,149 | \$50,362 | \$1,148,249 |

Schoolcraft County Teen Driver Crashes

| Crash Casualty Severity | Crash Casualties | Crash Costs |
|--------------------------------|------------------|-------------|
| Fatal | 0 | \$0 |
| Serious Injury | 5 | \$2,436,949 |
| Moderate Injury | 2 | \$269,886 |
| Minor Injury | 3 | \$201,601 |
| Property Damage Only | 24 | \$104,339 |
| Total | 34 | \$3,012,775 |
| Average cost of crash casualty | | \$88,611 |

Crash Casualties



Crash Costs



| Costs of Teen Driver Crashes in Schoolcraft County (2015 dollars) | | | | | | |
|---|------------|--------------------|------------------|------------------|----------------------|--------------------|
| | Fatal | Serious Injury | Moderate Injury | Minor Injury | Property Damage Only | Total |
| Medical Care | \$0 | \$131,661 | \$12,591 | \$17,218 | \$6,246 | \$167,716 |
| Future Earnings (Lost Wages) | \$0 | \$201,039 | \$23,248 | \$25,959 | \$7,148 | \$257,394 |
| Public Services | \$0 | \$871 | \$153 | \$174 | \$526 | \$1,724 |
| Adjudication & Sanctioning | \$0 | \$42,692 | \$3,361 | \$3,368 | \$424 | \$49,846 |
| Property Damage & Loss | \$0 | \$31,949 | \$7,814 | \$11,495 | \$64,794 | \$116,053 |
| Subtotal (Monetary Cost) | \$0 | \$408,213 | \$47,167 | \$58,214 | \$79,138 | \$592,732 |
| Quality of Life | \$0 | \$2,028,737 | \$222,720 | \$143,387 | \$25,200 | \$2,420,044 |
| Total (Comprehensive Cost) | \$0 | \$2,436,949 | \$269,886 | \$201,601 | \$104,339 | \$3,012,775 |

Schoolcraft County Motorcycle Crashes

| Injury Severity | Motorcyclist Crash Victims | Motorcyclist Victim Costs |
|--------------------------------|-------------------------------|------------------------------|
| Fatal | 0 | \$0 |
| Serious Injury | 2 | \$1,021,773 |
| Moderate Injury | 0 | \$0 |
| Minor Injury | 4 | \$447,898 |
| Property Damage Only | 1 | \$3,986 |
| Total | 7 | \$1,473,657 |
| Average cost of crash casualty | \$210,522 | |

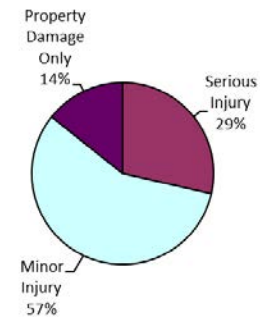
| Injury Severity | Non-motorcyclist Crash Victims | Non-motorcyclist Victim Costs |
|--------------------------------|-----------------------------------|----------------------------------|
| Fatal | 0 | \$0 |
| Serious Injury | 0 | \$0 |
| Moderate Injury | 0 | \$0 |
| Minor Injury | 0 | \$0 |
| Property Damage Only | 0 | \$0 |
| Total | 0 | \$0 |
| Average cost of crash casualty | \$0 | |

| Motorcyclist Victim Costs in Motorcycle Crashes in Schoolcraft County (2015 dollars) | | | | | | |
|--|-------|----------------|-----------------|--------------|----------------------|-------------|
| | Fatal | Serious Injury | Moderate Injury | Minor Injury | Property Damage Only | Total |
| Medical Care | \$0 | \$83,556 | \$0 | \$34,425 | \$138 | \$118,119 |
| Future Earnings (Lost Wages) | \$0 | \$122,455 | \$0 | \$56,700 | \$219 | \$179,374 |
| Public Services | \$0 | \$707 | \$0 | \$657 | \$60 | \$1,424 |
| Adjudication & Sanctioning | \$0 | \$19,004 | \$0 | \$9,984 | \$186 | \$29,174 |
| Property Damage & Loss | \$0 | \$19,712 | \$0 | \$30,269 | \$2,337 | \$52,317 |
| Subtotal (Monetary Cost) | \$0 | \$245,434 | \$0 | \$132,034 | \$2,940 | \$380,408 |
| Quality of Life | \$0 | \$776,339 | \$0 | \$315,864 | \$1,046 | \$1,093,249 |
| Total (Comprehensive Cost) | \$0 | \$1,021,773 | \$0 | \$447,898 | \$3,986 | \$1,473,657 |

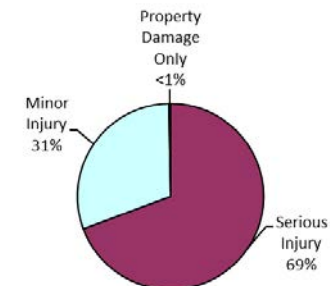
| Non-motorcyclist Victim Costs in Motorcycle Crashes in Schoolcraft County (2015 dollars) | | | | | | |
|--|-------|----------------|-----------------|--------------|----------------------|-------|
| | Fatal | Serious Injury | Moderate Injury | Minor Injury | Property Damage Only | Total |
| Medical Care | \$0 | \$0 | \$0 | \$0 | \$0 | \$0 |
| Future Earnings (Lost Wages) | \$0 | \$0 | \$0 | \$0 | \$0 | \$0 |
| Public Services | \$0 | \$0 | \$0 | \$0 | \$0 | \$0 |
| Adjudication & Sanctioning | \$0 | \$0 | \$0 | \$0 | \$0 | \$0 |
| Property Damage & Loss | \$0 | \$0 | \$0 | \$0 | \$0 | \$0 |
| Subtotal (Monetary Cost) | \$0 | \$0 | \$0 | \$0 | \$0 | \$0 |
| Quality of Life | \$0 | \$0 | \$0 | \$0 | \$0 | \$0 |
| Total (Comprehensive Cost) | \$0 | \$0 | \$0 | \$0 | \$0 | \$0 |

| Costs of Motorcycle Crashes in Schoolcraft County (2015 dollars) | | | | | | |
|--|-------|----------------|-----------------|--------------|----------------------|-------------|
| | Fatal | Serious Injury | Moderate Injury | Minor Injury | Property Damage Only | Total |
| Medical Care | \$0 | \$83,556 | \$0 | \$34,425 | \$138 | \$118,119 |
| Future Earnings (Lost Wages) | \$0 | \$122,455 | \$0 | \$56,700 | \$219 | \$179,374 |
| Public Services | \$0 | \$707 | \$0 | \$657 | \$60 | \$1,424 |
| Adjudication & Sanctioning | \$0 | \$19,004 | \$0 | \$9,984 | \$186 | \$29,174 |
| Property Damage & Loss | \$0 | \$19,712 | \$0 | \$30,269 | \$2,337 | \$52,317 |
| Subtotal (Monetary Cost) | \$0 | \$245,434 | \$0 | \$132,034 | \$2,940 | \$380,408 |
| Quality of Life | \$0 | \$776,339 | \$0 | \$315,864 | \$1,046 | \$1,093,249 |
| Total (Comprehensive Cost) | \$0 | \$1,021,773 | \$0 | \$447,898 | \$3,986 | \$1,473,657 |

Motorcycle Crash Casualties



Motorcycle Crash Costs

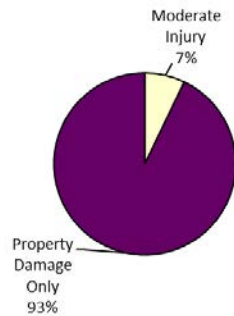


Schoolcraft County

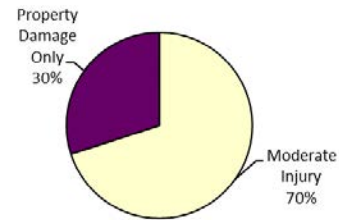
Medium/Large Truck Crashes

| Crash Casualty Severity | Crash Casualties | Crash Costs |
|--------------------------------|------------------|-------------|
| Fatal | 0 | \$0 |
| Serious Injury | 0 | \$0 |
| Moderate Injury | 1 | \$275,031 |
| Minor Injury | 0 | \$0 |
| Property Damage Only | 13 | \$117,910 |
| Total | 14 | \$392,941 |
| Average cost of crash casualty | | \$28,067 |

Crash Casualties



Crash Costs



| Costs of Medium/Large Truck Crashes in Schoolcraft County (2015 dollars) | | | | | | |
|--|------------|----------------|------------------|--------------|----------------------|------------------|
| | Fatal | Serious Injury | Moderate Injury | Minor Injury | Property Damage Only | Total |
| Medical Care | \$0 | \$0 | \$17,805 | \$0 | \$4,862 | \$22,667 |
| Future Earnings (Lost Wages) | \$0 | \$0 | \$51,044 | \$0 | \$35,490 | \$86,534 |
| Public Services | \$0 | \$0 | \$176 | \$0 | \$611 | \$787 |
| Adjudication & Sanctioning | \$0 | \$0 | \$6,892 | \$0 | \$4,043 | \$10,935 |
| Property Damage & Loss | \$0 | \$0 | \$9,320 | \$0 | \$44,187 | \$53,507 |
| Subtotal (Monetary Cost) | \$0 | \$0 | \$85,237 | \$0 | \$89,193 | \$174,430 |
| Quality of Life | \$0 | \$0 | \$189,794 | \$0 | \$28,717 | \$218,511 |
| Total (Comprehensive Cost) | \$0 | \$0 | \$275,031 | \$0 | \$117,910 | \$392,941 |

Shiawassee County Traffic Crashes and Crime

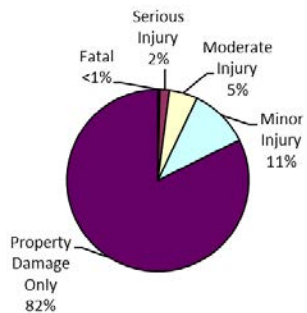
| Traffic Crash Casualty Severity | Traffic Crash Casualties | Traffic Crash Costs |
|--|--------------------------|---------------------|
| Fatal | 9 | \$79,878,523 |
| Serious Injury | 43 | \$20,957,763 |
| Moderate Injury | 128 | \$17,272,735 |
| Minor Injury | 270 | \$18,144,083 |
| Property Damage Only | 2,092 | \$9,094,848 |
| Total | 2,542 | \$145,347,952 |
| Average cost of traffic crash casualty | \$57,179 | |

| Index Crime Category | Number of Index Crimes | Index Crime Costs |
|-----------------------------|------------------------|-------------------|
| Murder | 1 | \$7,288,808 |
| Rape | 73 | \$29,254,169 |
| Aggravated Assault | 103 | \$3,237,363 |
| Robbery | 6 | \$205,075 |
| Larceny | 565 | \$2,310,225 |
| Burglary | 228 | \$1,016,714 |
| Motor Vehicle Theft | 49 | \$447,658 |
| Total | 1,025 | \$43,760,012 |
| Average cost of index crime | \$42,693 | |

| Costs of Traffic Crashes in Shiawassee County (2015 dollars) | | | | | | |
|--|---------------------|---------------------|---------------------|---------------------|----------------------|----------------------|
| | Fatal | Serious Injury | Moderate Injury | Minor Injury | Property Damage Only | Total |
| Medical Care | \$107,377 | \$1,132,288 | \$805,826 | \$1,549,655 | \$544,407 | \$4,139,553 |
| Future Earnings (Lost Wages) | \$10,833,607 | \$1,728,935 | \$1,487,849 | \$2,336,280 | \$623,095 | \$17,009,765 |
| Public Services | \$8,100 | \$7,488 | \$9,801 | \$15,652 | \$45,829 | \$86,871 |
| Adjudication & Sanctioning | \$956,307 | \$367,152 | \$215,130 | \$303,089 | \$37,001 | \$1,878,679 |
| Property Damage & Loss | \$208,374 | \$274,765 | \$500,073 | \$1,034,563 | \$5,647,904 | \$7,665,679 |
| Subtotal (Monetary Cost) | \$12,113,764 | \$3,510,628 | \$3,018,679 | \$5,239,239 | \$6,898,235 | \$30,780,546 |
| Quality of Life | \$67,764,758 | \$17,447,135 | \$14,254,056 | \$12,904,845 | \$2,196,613 | \$114,567,407 |
| Total (Comprehensive Cost) | \$79,878,523 | \$20,957,763 | \$17,272,735 | \$18,144,083 | \$9,094,848 | \$145,347,952 |

| Costs of Index Crimes in Shiawassee County (2015 dollars) | | | | | | | | |
|---|--------------------|---------------------|--------------------|------------------|--------------------|--------------------|---------------------|---------------------|
| | Murder | Rape | Aggravated Assault | Robbery | Larceny | Burglary | Motor Vehicle Theft | Total |
| Medical Care | \$27,738 | \$655,720 | \$159,417 | \$9,206 | \$0 | \$0 | \$0 | \$852,081 |
| Future Earnings (Lost Wages) | \$918,569 | \$409,137 | \$112,677 | \$9,488 | \$14,831 | \$7,536 | \$4,859 | \$1,477,097 |
| Public Services | \$2,846 | \$57,545 | \$34,430 | \$2,425 | \$249,150 | \$102,309 | \$13,168 | \$461,873 |
| Adjudication & Sanctioning | \$394,370 | \$1,797,637 | \$1,219,538 | \$33,859 | \$1,150,678 | \$176,984 | \$86,933 | \$4,859,999 |
| Property Damage and Loss | \$175 | \$11,436 | \$7,194 | \$6,843 | \$527,688 | \$583,320 | \$314,042 | \$1,450,700 |
| Subtotal (Monetary Cost) | \$1,343,697 | \$2,931,474 | \$1,533,257 | \$61,820 | \$1,942,348 | \$870,150 | \$419,002 | \$9,101,749 |
| Quality of Life | \$5,945,111 | \$26,322,695 | \$1,704,107 | \$143,255 | \$367,877 | \$146,563 | \$28,656 | \$34,658,263 |
| Total (Comprehensive Costs) | \$7,288,808 | \$29,254,169 | \$3,237,363 | \$205,075 | \$2,310,225 | \$1,016,714 | \$447,658 | \$43,760,012 |

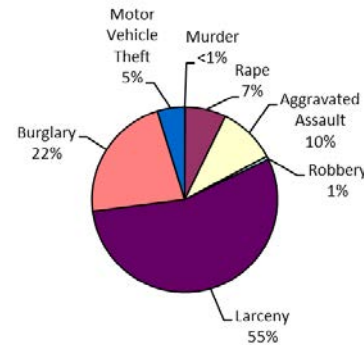
Traffic Crash Casualties



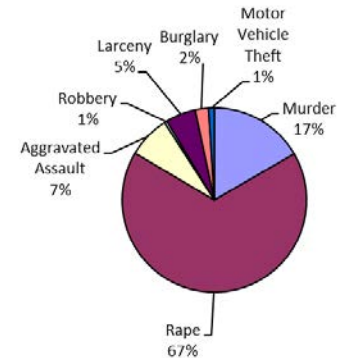
Traffic Crash Costs



Index Crimes



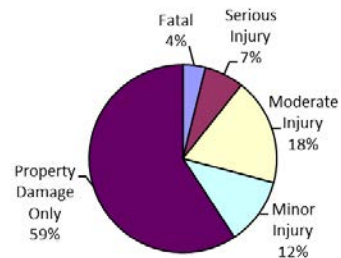
Index Crime Costs



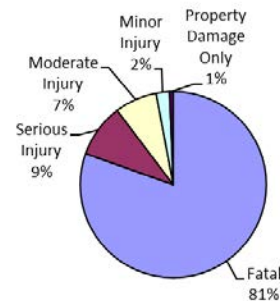
Shiawassee County Alcohol-Involved Crashes

| Crash Casualty Severity | Crash Casualties | Crash Costs |
|--------------------------------|------------------|--------------|
| Fatal | 4 | \$35,501,566 |
| Serious Injury | 7 | \$4,093,302 |
| Moderate Injury | 19 | \$3,239,312 |
| Minor Injury | 12 | \$1,032,894 |
| Property Damage Only | 61 | \$279,281 |
| Total | 103 | \$44,146,355 |
| Average cost of crash casualty | \$428,605 | |

Crash Casualties



Crash Costs

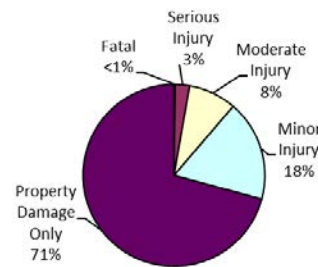


| Costs of Alcohol-Involved Crashes in Shiawassee County (2015 dollars) | | | | | | |
|---|---------------------|--------------------|--------------------|--------------------|----------------------|---------------------|
| | Fatal | Serious Injury | Moderate Injury | Minor Injury | Property Damage Only | Total |
| Medical Care | \$47,723 | \$383,109 | \$262,588 | \$126,780 | \$18,707 | \$838,907 |
| Future Earnings (Lost Wages) | \$4,814,936 | \$593,060 | \$486,103 | \$190,737 | \$20,835 | \$6,105,672 |
| Public Services | \$3,600 | \$2,724 | \$3,297 | \$1,318 | \$1,769 | \$12,708 |
| Adjudication & Sanctioning | \$425,025 | \$90,269 | \$66,617 | \$26,090 | \$2,927 | \$610,928 |
| Property Damage & Loss | \$92,611 | \$79,027 | \$141,503 | \$75,199 | \$167,160 | \$555,500 |
| Subtotal (Monetary Cost) | \$5,383,895 | \$1,148,190 | \$960,109 | \$420,123 | \$211,398 | \$8,123,715 |
| Quality of Life | \$30,117,670 | \$2,945,112 | \$2,279,204 | \$612,770 | \$67,883 | \$36,022,640 |
| Total (Comprehensive Cost) | \$35,501,566 | \$4,093,302 | \$3,239,312 | \$1,032,894 | \$279,281 | \$44,146,355 |

Shiawassee County Teen Driver Crashes

| Crash Casualty Severity | Crash Casualties | Crash Costs |
|--------------------------------|------------------|--------------|
| Fatal | 1 | \$8,875,391 |
| Serious Injury | 12 | \$5,848,678 |
| Moderate Injury | 40 | \$5,397,730 |
| Minor Injury | 84 | \$5,644,826 |
| Property Damage Only | 332 | \$1,443,351 |
| Total | 469 | \$27,209,976 |
| Average cost of crash casualty | | \$58,017 |

Crash Casualties



Crash Costs



| Costs of Teen Driver Crashes in Shiawassee County (2015 dollars) | | | | | | |
|--|--------------------|--------------------|--------------------|--------------------|----------------------|---------------------|
| | Fatal | Serious Injury | Moderate Injury | Minor Injury | Property Damage Only | Total |
| Medical Care | \$11,931 | \$315,987 | \$251,821 | \$482,115 | \$86,397 | \$1,148,251 |
| Future Earnings (Lost Wages) | \$1,203,734 | \$482,494 | \$464,953 | \$726,843 | \$98,885 | \$2,976,908 |
| Public Services | \$900 | \$2,090 | \$3,063 | \$4,870 | \$7,273 | \$18,195 |
| Adjudication & Sanctioning | \$106,256 | \$102,461 | \$67,228 | \$94,294 | \$5,872 | \$376,112 |
| Property Damage & Loss | \$23,153 | \$76,679 | \$156,273 | \$321,864 | \$896,321 | \$1,474,289 |
| Subtotal (Monetary Cost) | \$1,345,974 | \$979,710 | \$943,337 | \$1,629,985 | \$1,094,749 | \$5,993,755 |
| Quality of Life | \$7,529,418 | \$4,868,968 | \$4,454,392 | \$4,014,841 | \$348,602 | \$21,216,221 |
| Total (Comprehensive Cost) | \$8,875,391 | \$5,848,678 | \$5,397,730 | \$5,644,826 | \$1,443,351 | \$27,209,976 |

Shiawassee County Motorcycle Crashes

| Injury Severity | Motorcyclist Crash Victims | Motorcyclist Victim Costs |
|--------------------------------|-------------------------------|------------------------------|
| Fatal | 3 | \$26,447,770 |
| Serious Injury | 8 | \$4,087,092 |
| Moderate Injury | 11 | \$1,306,904 |
| Minor Injury | 5 | \$559,872 |
| Property Damage Only | 8 | \$31,888 |
| Total | 35 | \$32,433,526 |
| Average cost of crash casualty | \$926,672 | |

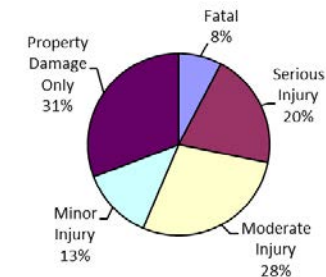
| Injury Severity | Non-motorcyclist Crash Victims | Non-motorcyclist Victim Costs |
|--------------------------------|-----------------------------------|----------------------------------|
| Fatal | 0 | \$0 |
| Serious Injury | 0 | \$0 |
| Moderate Injury | 0 | \$0 |
| Minor Injury | 0 | \$0 |
| Property Damage Only | 4 | \$11,338 |
| Total | 4 | \$11,338 |
| Average cost of crash casualty | \$2,834 | |

| Motorcyclist Victim Costs in Motorcycle Crashes in Shiawassee County (2015 dollars) | | | | | | |
|---|--------------|----------------|-----------------|--------------|----------------------|--------------|
| | Fatal | Serious Injury | Moderate Injury | Minor Injury | Property Damage Only | Total |
| Medical Care | \$35,792 | \$334,223 | \$99,404 | \$43,031 | \$1,107 | \$513,557 |
| Future Earnings (Lost Wages) | \$3,628,449 | \$489,821 | \$167,636 | \$70,875 | \$1,753 | \$4,358,534 |
| Public Services | \$2,365 | \$2,829 | \$1,899 | \$821 | \$481 | \$8,394 |
| Adjudication & Sanctioning | \$318,770 | \$76,015 | \$29,378 | \$12,480 | \$1,485 | \$438,129 |
| Property Damage & Loss | \$38,853 | \$78,847 | \$86,233 | \$37,836 | \$18,695 | \$260,464 |
| Subtotal (Monetary Cost) | \$4,024,230 | \$981,734 | \$384,550 | \$165,042 | \$23,522 | \$5,579,078 |
| Quality of Life | \$22,423,540 | \$3,105,358 | \$922,355 | \$394,830 | \$8,366 | \$26,854,449 |
| Total (Comprehensive Cost) | \$26,447,770 | \$4,087,092 | \$1,306,904 | \$559,872 | \$31,888 | \$32,433,526 |

| Non-motorcyclist Victim Costs in Motorcycle Crashes in Shiawassee County (2015 dollars) | | | | | | |
|---|-------|----------------|-----------------|--------------|----------------------|----------|
| | Fatal | Serious Injury | Moderate Injury | Minor Injury | Property Damage Only | Total |
| Medical Care | \$0 | \$0 | \$0 | \$0 | \$0 | \$0 |
| Future Earnings (Lost Wages) | \$0 | \$0 | \$0 | \$0 | \$354 | \$354 |
| Public Services | \$0 | \$0 | \$0 | \$0 | \$84 | \$84 |
| Adjudication & Sanctioning | \$0 | \$0 | \$0 | \$0 | \$0 | \$0 |
| Property Damage & Loss | \$0 | \$0 | \$0 | \$0 | \$10,900 | \$10,900 |
| Subtotal (Monetary Cost) | \$0 | \$0 | \$0 | \$0 | \$11,338 | \$11,338 |
| Quality of Life | \$0 | \$0 | \$0 | \$0 | \$0 | \$0 |
| Total (Comprehensive Cost) | \$0 | \$0 | \$0 | \$0 | \$11,338 | \$11,338 |

| Costs of Motorcycle Crashes in Shiawassee County (2015 dollars) | | | | | | |
|---|--------------|----------------|-----------------|--------------|----------------------|--------------|
| | Fatal | Serious Injury | Moderate Injury | Minor Injury | Property Damage Only | Total |
| Medical Care | \$35,792 | \$334,223 | \$99,404 | \$43,031 | \$1,107 | \$513,557 |
| Future Earnings (Lost Wages) | \$3,628,449 | \$489,821 | \$167,636 | \$70,875 | \$2,107 | \$4,358,888 |
| Public Services | \$2,365 | \$2,829 | \$1,899 | \$821 | \$565 | \$8,478 |
| Adjudication & Sanctioning | \$318,770 | \$76,015 | \$29,378 | \$12,480 | \$1,485 | \$438,129 |
| Property Damage & Loss | \$38,853 | \$78,847 | \$86,233 | \$37,836 | \$29,595 | \$271,364 |
| Subtotal (Monetary Cost) | \$4,024,230 | \$981,734 | \$384,550 | \$165,042 | \$34,860 | \$5,590,416 |
| Quality of Life | \$22,423,540 | \$3,105,358 | \$922,355 | \$394,830 | \$8,366 | \$26,854,449 |
| Total (Comprehensive Cost) | \$26,447,770 | \$4,087,092 | \$1,306,904 | \$559,872 | \$43,226 | \$32,444,864 |

Motorcycle Crash Casualties



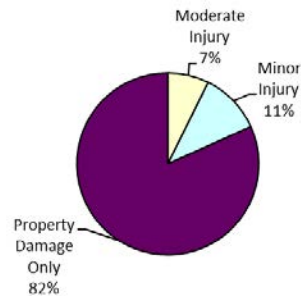
Motorcycle Crash Costs



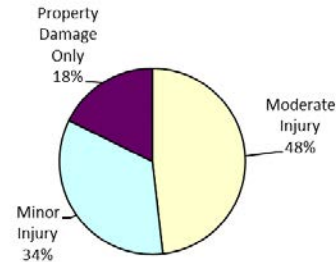
Shiawassee County Medium/Large Truck Crashes

| Crash Casualty Severity | Crash Casualties | Crash Costs |
|--------------------------------|------------------|-------------|
| Fatal | 0 | \$0 |
| Serious Injury | 0 | \$0 |
| Moderate Injury | 6 | \$1,650,186 |
| Minor Injury | 9 | \$1,165,536 |
| Property Damage Only | 67 | \$607,690 |
| Total | 82 | \$3,423,412 |
| Average cost of crash casualty | | \$41,749 |

Crash Casualties



Crash Costs



| Costs of Medium/Large Truck Crashes in Shiawassee County (2015 dollars) | | | | | | |
|---|------------|----------------|--------------------|--------------------|----------------------|--------------------|
| | Fatal | Serious Injury | Moderate Injury | Minor Injury | Property Damage Only | Total |
| Medical Care | \$0 | \$0 | \$106,830 | \$73,485 | \$25,058 | \$205,373 |
| Future Earnings (Lost Wages) | \$0 | \$0 | \$306,264 | \$196,092 | \$182,910 | \$685,266 |
| Public Services | \$0 | \$0 | \$1,056 | \$1,737 | \$3,149 | \$5,942 |
| Adjudication & Sanctioning | \$0 | \$0 | \$41,352 | \$26,991 | \$20,837 | \$89,180 |
| Property Damage & Loss | \$0 | \$0 | \$55,920 | \$60,381 | \$227,733 | \$344,034 |
| Subtotal (Monetary Cost) | \$0 | \$0 | \$511,422 | \$358,686 | \$459,687 | \$1,329,795 |
| Quality of Life | \$0 | \$0 | \$1,138,764 | \$806,850 | \$148,003 | \$2,093,617 |
| Total (Comprehensive Cost) | \$0 | \$0 | \$1,650,186 | \$1,165,536 | \$607,690 | \$3,423,412 |

Tuscola County

Traffic Crashes and Crime

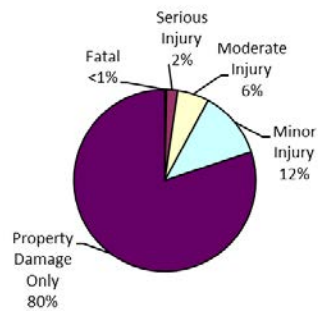
| Traffic Crash Casualty Severity | Traffic Crash Casualties | Traffic Crash Costs |
|--|--------------------------|---------------------|
| Fatal | 6 | \$53,252,348 |
| Serious Injury | 40 | \$19,495,594 |
| Moderate Injury | 114 | \$15,383,530 |
| Minor Injury | 244 | \$16,396,875 |
| Property Damage Only | 1,622 | \$7,051,551 |
| Total | 2,026 | \$111,579,898 |
| Average cost of traffic crash casualty | \$55,074 | |

| Index Crime Category | Number of Index Crimes | Index Crime Costs |
|-----------------------------|------------------------|-------------------|
| Murder | 1 | \$7,288,808 |
| Rape | 54 | \$21,640,071 |
| Aggravated Assault | 50 | \$1,571,536 |
| Robbery | 3 | \$102,538 |
| Larceny | 325 | \$1,328,890 |
| Burglary | 155 | \$691,187 |
| Motor Vehicle Theft | 18 | \$164,446 |
| Total | 606 | \$32,787,475 |
| Average cost of index crime | \$54,105 | |

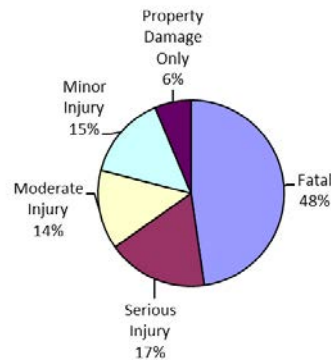
| Costs of Traffic Crashes in Tuscola County (2015 dollars) | | | | | | |
|---|---------------------|---------------------|---------------------|---------------------|----------------------|----------------------|
| | Fatal | Serious Injury | Moderate Injury | Minor Injury | Property Damage Only | Total |
| Medical Care | \$71,584 | \$1,053,292 | \$717,689 | \$1,400,429 | \$422,097 | \$3,665,091 |
| Future Earnings (Lost Wages) | \$7,222,404 | \$1,608,312 | \$1,325,115 | \$2,111,304 | \$483,107 | \$12,750,243 |
| Public Services | \$5,400 | \$6,966 | \$8,729 | \$14,145 | \$35,532 | \$70,773 |
| Adjudication & Sanctioning | \$637,538 | \$341,536 | \$191,600 | \$273,902 | \$28,688 | \$1,473,265 |
| Property Damage & Loss | \$138,916 | \$255,595 | \$445,378 | \$934,939 | \$4,379,015 | \$6,153,843 |
| Subtotal (Monetary Cost) | \$8,075,843 | \$3,265,701 | \$2,688,511 | \$4,734,719 | \$5,348,441 | \$24,113,215 |
| Quality of Life | \$45,176,506 | \$16,229,893 | \$12,695,019 | \$11,662,156 | \$1,703,110 | \$87,466,683 |
| Total (Comprehensive Cost) | \$53,252,348 | \$19,495,594 | \$15,383,530 | \$16,396,875 | \$7,051,551 | \$111,579,898 |

| Costs of Index Crimes in Tuscola County (2015 dollars) | | | | | | | | |
|--|--------------------|---------------------|--------------------|------------------|--------------------|------------------|---------------------|---------------------|
| | Murder | Rape | Aggravated Assault | Robbery | Larceny | Burglary | Motor Vehicle Theft | Total |
| Medical Care | \$27,738 | \$485,053 | \$77,387 | \$4,603 | \$0 | \$0 | \$0 | \$594,781 |
| Future Earnings (Lost Wages) | \$918,569 | \$302,649 | \$54,698 | \$4,744 | \$8,531 | \$5,123 | \$1,785 | \$1,296,099 |
| Public Services | \$2,846 | \$42,567 | \$16,714 | \$1,212 | \$143,317 | \$69,552 | \$4,837 | \$281,045 |
| Adjudication & Sanctioning | \$394,370 | \$1,329,759 | \$592,009 | \$16,930 | \$661,894 | \$120,318 | \$31,934 | \$3,147,214 |
| Property Damage and Loss | \$175 | \$8,460 | \$3,492 | \$3,422 | \$303,538 | \$396,555 | \$115,362 | \$831,004 |
| Subtotal (Monetary Cost) | \$1,343,697 | \$2,168,488 | \$744,299 | \$30,910 | \$1,117,280 | \$591,549 | \$153,919 | \$6,150,143 |
| Quality of Life | \$5,945,111 | \$19,471,583 | \$827,236 | \$71,627 | \$211,610 | \$99,637 | \$10,527 | \$26,637,332 |
| Total (Comprehensive Costs) | \$7,288,808 | \$21,640,071 | \$1,571,536 | \$102,538 | \$1,328,890 | \$691,187 | \$164,446 | \$32,787,475 |

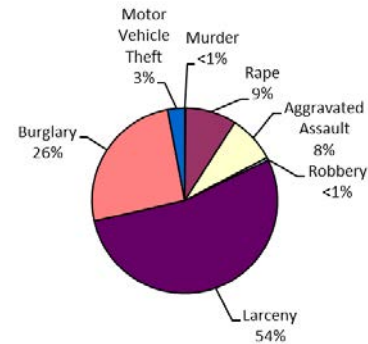
Traffic Crash Casualties



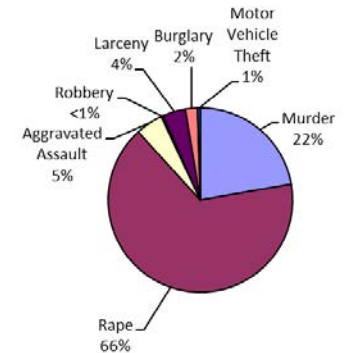
Traffic Crash Costs



Index Crimes



Index Crime Costs

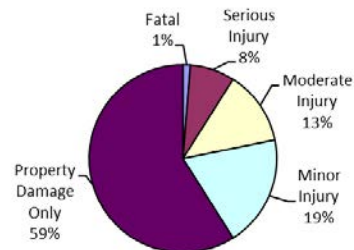


Tuscola County

Alcohol-Involved Crashes

| Crash Casualty Severity | Crash Casualties | Crash Costs |
|--------------------------------|------------------|--------------|
| Fatal | 1 | \$8,875,391 |
| Serious Injury | 6 | \$3,508,545 |
| Moderate Injury | 10 | \$1,704,901 |
| Minor Injury | 15 | \$1,291,117 |
| Property Damage Only | 46 | \$210,606 |
| Total | 78 | \$15,590,560 |
| Average cost of crash casualty | \$199,879 | |

Crash Casualties



Crash Costs



| Costs of Alcohol-Involved Crashes in Tuscola County (2015 dollars) | | | | | | |
|--|--------------------|--------------------|--------------------|--------------------|----------------------|---------------------|
| | Fatal | Serious Injury | Moderate Injury | Minor Injury | Property Damage Only | Total |
| Medical Care | \$11,931 | \$328,379 | \$138,204 | \$158,475 | \$14,107 | \$651,096 |
| Future Earnings (Lost Wages) | \$1,203,734 | \$508,337 | \$255,844 | \$238,421 | \$15,712 | \$2,222,048 |
| Public Services | \$900 | \$2,334 | \$1,735 | \$1,648 | \$1,334 | \$7,952 |
| Adjudication & Sanctioning | \$106,256 | \$77,373 | \$35,062 | \$32,612 | \$2,207 | \$253,511 |
| Property Damage & Loss | \$23,153 | \$67,738 | \$74,475 | \$93,998 | \$126,055 | \$385,419 |
| Subtotal (Monetary Cost) | \$1,345,974 | \$984,163 | \$505,320 | \$525,154 | \$159,415 | \$3,520,026 |
| Quality of Life | \$7,529,418 | \$2,524,382 | \$1,199,581 | \$765,963 | \$51,191 | \$12,070,534 |
| Total (Comprehensive Cost) | \$8,875,391 | \$3,508,545 | \$1,704,901 | \$1,291,117 | \$210,606 | \$15,590,560 |

Tuscola County

Teen Driver Crashes

| Crash Casualty Severity | Crash Casualties | Crash Costs |
|--------------------------------|------------------|--------------|
| Fatal | 1 | \$8,875,391 |
| Serious Injury | 9 | \$4,386,509 |
| Moderate Injury | 17 | \$2,294,035 |
| Minor Injury | 49 | \$3,292,815 |
| Property Damage Only | 193 | \$839,056 |
| Total | 269 | \$19,687,806 |
| Average cost of crash casualty | | \$73,189 |

Crash Casualties



Crash Costs



| Costs of Teen Driver Crashes in Tuscola County (2015 dollars) | | | | | | |
|---|--------------------|--------------------|--------------------|--------------------|----------------------|---------------------|
| | Fatal | Serious Injury | Moderate Injury | Minor Injury | Property Damage Only | Total |
| Medical Care | \$11,931 | \$236,991 | \$107,024 | \$281,234 | \$50,225 | \$687,404 |
| Future Earnings (Lost Wages) | \$1,203,734 | \$361,870 | \$197,605 | \$423,991 | \$57,484 | \$2,244,685 |
| Public Services | \$900 | \$1,567 | \$1,302 | \$2,841 | \$4,228 | \$10,838 |
| Adjudication & Sanctioning | \$106,256 | \$76,846 | \$28,572 | \$55,005 | \$3,414 | \$270,093 |
| Property Damage & Loss | \$23,153 | \$57,509 | \$66,416 | \$187,754 | \$521,054 | \$855,886 |
| Subtotal (Monetary Cost) | \$1,345,974 | \$734,783 | \$400,918 | \$950,825 | \$636,405 | \$4,068,905 |
| Quality of Life | \$7,529,418 | \$3,651,726 | \$1,893,117 | \$2,341,990 | \$202,651 | \$15,618,902 |
| Total (Comprehensive Cost) | \$8,875,391 | \$4,386,509 | \$2,294,035 | \$3,292,815 | \$839,056 | \$19,687,806 |

Tuscola County Motorcycle Crashes

| Injury Severity | Motorcyclist Crash Victims | Motorcyclist Victim Costs |
|--------------------------------|-------------------------------|------------------------------|
| Fatal | 1 | \$8,815,923 |
| Serious Injury | 6 | \$3,065,319 |
| Moderate Injury | 12 | \$1,425,714 |
| Minor Injury | 11 | \$1,231,719 |
| Property Damage Only | 7 | \$27,902 |
| Total | 37 | \$14,566,577 |
| Average cost of crash casualty | | \$393,691 |

| Injury Severity | Non-motorcyclist Crash Victims | Non-motorcyclist Victim Costs |
|--------------------------------|-----------------------------------|----------------------------------|
| Fatal | 0 | \$0 |
| Serious Injury | 0 | \$0 |
| Moderate Injury | 1 | \$134,943 |
| Minor Injury | 2 | \$134,401 |
| Property Damage Only | 0 | \$0 |
| Total | 3 | \$269,344 |
| Average cost of crash casualty | | \$89,781 |

| Motorcyclist Victim Costs in Motorcycle Crashes in Tuscola County (2015 dollars) | | | | | | |
|--|-------------|----------------|-----------------|--------------|----------------------|--------------|
| | Fatal | Serious Injury | Moderate Injury | Minor Injury | Property Damage Only | Total |
| Medical Care | \$11,931 | \$250,667 | \$108,441 | \$94,667 | \$968 | \$466,675 |
| Future Earnings (Lost Wages) | \$1,209,483 | \$367,366 | \$182,876 | \$155,925 | \$1,534 | \$1,917,183 |
| Public Services | \$788 | \$2,121 | \$2,071 | \$1,806 | \$421 | \$7,208 |
| Adjudication & Sanctioning | \$106,257 | \$57,011 | \$32,049 | \$27,457 | \$1,299 | \$224,073 |
| Property Damage & Loss | \$12,951 | \$59,135 | \$94,072 | \$83,238 | \$16,358 | \$265,755 |
| Subtotal (Monetary Cost) | \$1,341,410 | \$736,301 | \$419,509 | \$363,093 | \$20,582 | \$2,880,894 |
| Quality of Life | \$7,474,513 | \$2,329,018 | \$1,006,205 | \$868,626 | \$7,321 | \$11,685,683 |
| Total (Comprehensive Cost) | \$8,815,923 | \$3,065,319 | \$1,425,714 | \$1,231,719 | \$27,902 | \$14,566,577 |

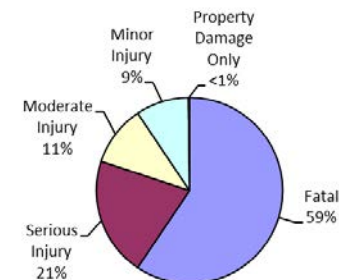
| Non-motorcyclist Victim Costs in Motorcycle Crashes in Tuscola County (2015 dollars) | | | | | | |
|--|-------|----------------|-----------------|--------------|----------------------|-----------|
| | Fatal | Serious Injury | Moderate Injury | Minor Injury | Property Damage Only | Total |
| Medical Care | \$0 | \$0 | \$6,296 | \$11,479 | \$0 | \$17,774 |
| Future Earnings (Lost Wages) | \$0 | \$0 | \$11,624 | \$17,306 | \$0 | \$28,930 |
| Public Services | \$0 | \$0 | \$77 | \$116 | \$0 | \$193 |
| Adjudication & Sanctioning | \$0 | \$0 | \$1,681 | \$2,245 | \$0 | \$3,926 |
| Property Damage & Loss | \$0 | \$0 | \$3,907 | \$7,663 | \$0 | \$11,570 |
| Subtotal (Monetary Cost) | \$0 | \$0 | \$23,583 | \$38,809 | \$0 | \$62,393 |
| Quality of Life | \$0 | \$0 | \$111,360 | \$95,591 | \$0 | \$206,951 |
| Total (Comprehensive Cost) | \$0 | \$0 | \$134,943 | \$134,401 | \$0 | \$269,344 |

| Costs of Motorcycle Crashes in Tuscola County (2015 dollars) | | | | | | |
|--|-------------|----------------|-----------------|--------------|----------------------|--------------|
| | Fatal | Serious Injury | Moderate Injury | Minor Injury | Property Damage Only | Total |
| Medical Care | \$11,931 | \$250,667 | \$114,736 | \$106,146 | \$968 | \$484,449 |
| Future Earnings (Lost Wages) | \$1,209,483 | \$367,366 | \$194,500 | \$173,230 | \$1,534 | \$1,946,113 |
| Public Services | \$788 | \$2,121 | \$2,148 | \$1,922 | \$421 | \$7,401 |
| Adjudication & Sanctioning | \$106,257 | \$57,011 | \$33,729 | \$29,702 | \$1,299 | \$227,999 |
| Property Damage & Loss | \$12,951 | \$59,135 | \$97,979 | \$90,902 | \$16,358 | \$277,325 |
| Subtotal (Monetary Cost) | \$1,341,410 | \$736,301 | \$443,092 | \$401,902 | \$20,582 | \$2,943,287 |
| Quality of Life | \$7,474,513 | \$2,329,018 | \$1,117,565 | \$964,217 | \$7,321 | \$11,892,634 |
| Total (Comprehensive Cost) | \$8,815,923 | \$3,065,319 | \$1,560,657 | \$1,366,120 | \$27,902 | \$14,835,921 |

Motorcycle Crash Casualties



Motorcycle Crash Costs

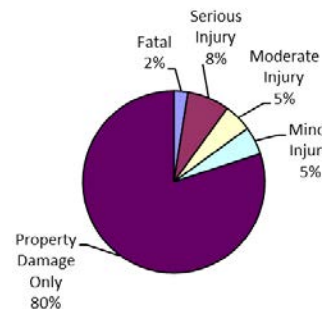


Tuscola County

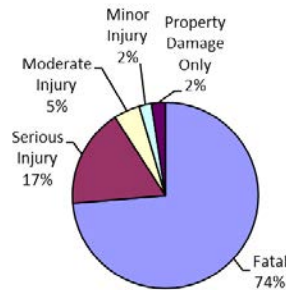
Medium/Large Truck Crashes

| Crash Casualty Severity | Crash Casualties | Crash Costs |
|--------------------------------|------------------|--------------|
| Fatal | 1 | \$8,883,936 |
| Serious Injury | 3 | \$2,077,881 |
| Moderate Injury | 2 | \$550,062 |
| Minor Injury | 2 | \$259,008 |
| Property Damage Only | 32 | \$290,240 |
| Total | 40 | \$12,061,127 |
| Average cost of crash casualty | | \$301,528 |

Crash Casualties



Crash Costs



| Costs of Medium/Large Truck Crashes in Tuscola County (2015 dollars) | | | | | | |
|--|--------------------|--------------------|------------------|------------------|----------------------|---------------------|
| | Fatal | Serious Injury | Moderate Injury | Minor Injury | Property Damage Only | Total |
| Medical Care | \$11,931 | \$125,241 | \$35,610 | \$16,330 | \$11,968 | \$201,080 |
| Future Earnings (Lost Wages) | \$1,203,734 | \$357,702 | \$102,088 | \$43,576 | \$87,360 | \$1,794,460 |
| Public Services | \$900 | \$966 | \$352 | \$386 | \$1,504 | \$4,108 |
| Adjudication & Sanctioning | \$106,256 | \$48,348 | \$13,784 | \$5,998 | \$9,952 | \$184,338 |
| Property Damage & Loss | \$31,697 | \$37,665 | \$18,640 | \$13,418 | \$108,768 | \$210,188 |
| Subtotal (Monetary Cost) | \$1,354,518 | \$569,922 | \$170,474 | \$79,708 | \$219,552 | \$2,394,174 |
| Quality of Life | \$7,529,418 | \$1,507,959 | \$379,588 | \$179,300 | \$70,688 | \$9,666,953 |
| Total (Comprehensive Cost) | \$8,883,936 | \$2,077,881 | \$550,062 | \$259,008 | \$290,240 | \$12,061,127 |

Van Buren County

Traffic Crashes and Crime

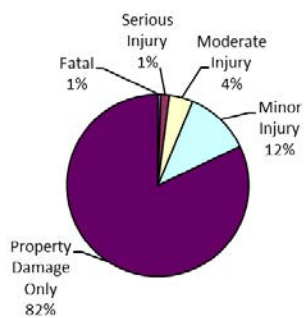
| Traffic Crash Casualty Severity | Traffic Crash Casualties | Traffic Crash Costs |
|--|--------------------------|---------------------|
| Fatal | 18 | \$159,757,045 |
| Serious Injury | 51 | \$24,856,882 |
| Moderate Injury | 143 | \$19,296,884 |
| Minor Injury | 395 | \$26,544,122 |
| Property Damage Only | 2,773 | \$12,055,456 |
| Total | 3,380 | \$242,510,389 |
| Average cost of traffic crash casualty | \$71,749 | |

| Index Crime Category | Number of Index Crimes | Index Crime Costs |
|-----------------------------|------------------------|-------------------|
| Murder | 2 | \$14,577,616 |
| Rape | 74 | \$29,654,911 |
| Aggravated Assault | 119 | \$3,740,255 |
| Robbery | 19 | \$649,405 |
| Larceny | 739 | \$3,021,692 |
| Burglary | 261 | \$1,163,870 |
| Motor Vehicle Theft | 63 | \$575,560 |
| Total | 1,277 | \$53,383,309 |
| Average cost of index crime | \$41,804 | |

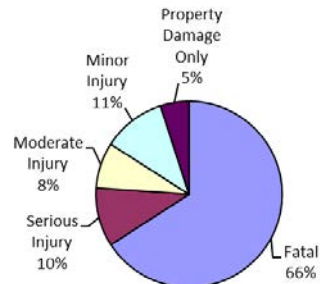
| Costs of Traffic Crashes in Van Buren County (2015 dollars) | | | | | | |
|---|----------------------|---------------------|---------------------|---------------------|----------------------|----------------------|
| | Fatal | Serious Injury | Moderate Injury | Minor Injury | Property Damage Only | Total |
| Medical Care | \$214,753 | \$1,342,947 | \$900,259 | \$2,267,088 | \$721,625 | \$5,446,672 |
| Future Earnings (Lost Wages) | \$21,667,213 | \$2,050,598 | \$1,662,206 | \$3,417,890 | \$825,929 | \$29,623,836 |
| Public Services | \$16,201 | \$8,881 | \$10,950 | \$22,899 | \$60,747 | \$119,677 |
| Adjudication & Sanctioning | \$1,912,614 | \$435,459 | \$240,340 | \$443,408 | \$49,046 | \$3,080,867 |
| Property Damage & Loss | \$416,747 | \$325,884 | \$558,675 | \$1,513,528 | \$7,486,442 | \$10,301,277 |
| Subtotal (Monetary Cost) | \$24,227,529 | \$4,163,768 | \$3,372,431 | \$7,664,812 | \$9,143,789 | \$48,572,329 |
| Quality of Life | \$135,529,517 | \$20,693,113 | \$15,924,453 | \$18,879,310 | \$2,911,667 | \$193,938,060 |
| Total (Comprehensive Cost) | \$159,757,045 | \$24,856,882 | \$19,296,884 | \$26,544,122 | \$12,055,456 | \$242,510,389 |

| Costs of Index Crimes in Van Buren County (2015 dollars) | | | | | | | | |
|--|---------------------|---------------------|--------------------|------------------|--------------------|--------------------|---------------------|---------------------|
| | Murder | Rape | Aggravated Assault | Robbery | Larceny | Burglary | Motor Vehicle Theft | Total |
| Medical Care | \$55,475 | \$664,702 | \$184,181 | \$29,153 | \$0 | \$0 | \$0 | \$933,512 |
| Future Earnings (Lost Wages) | \$1,837,138 | \$414,742 | \$130,180 | \$30,044 | \$19,398 | \$8,627 | \$6,247 | \$2,446,376 |
| Public Services | \$5,692 | \$58,333 | \$39,778 | \$7,678 | \$325,880 | \$117,117 | \$16,930 | \$571,408 |
| Adjudication & Sanctioning | \$788,740 | \$1,822,262 | \$1,408,981 | \$107,220 | \$1,505,046 | \$202,600 | \$111,770 | \$5,946,620 |
| Property Damage and Loss | \$349 | \$11,593 | \$8,312 | \$21,670 | \$690,199 | \$667,748 | \$403,769 | \$1,803,640 |
| Subtotal (Monetary Cost) | \$2,687,395 | \$2,971,632 | \$1,771,432 | \$195,765 | \$2,540,523 | \$996,093 | \$538,717 | \$11,701,556 |
| Quality of Life | \$11,890,221 | \$26,683,280 | \$1,968,822 | \$453,640 | \$481,170 | \$167,777 | \$36,843 | \$41,681,753 |
| Total (Comprehensive Costs) | \$14,577,616 | \$29,654,911 | \$3,740,255 | \$649,405 | \$3,021,692 | \$1,163,870 | \$575,560 | \$53,383,309 |

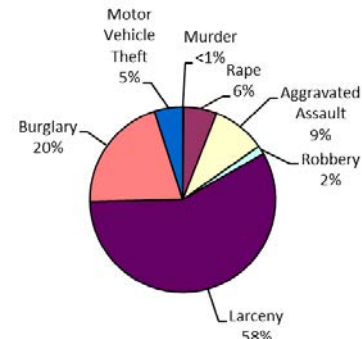
Traffic Crash Casualties



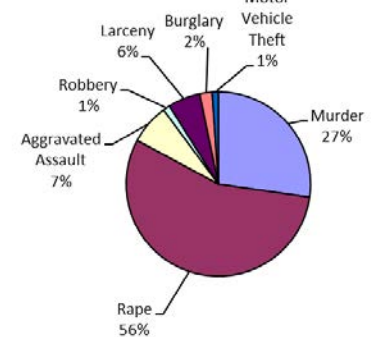
Traffic Crash Costs



Index Crimes



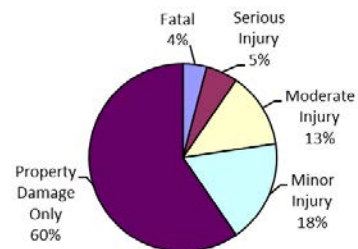
Index Crime Costs



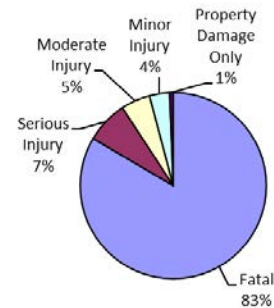
Van Buren County Alcohol-Involved Crashes

| Crash Casualty Severity | Crash Casualties | Crash Costs |
|--------------------------------|------------------|---------------------|
| Fatal | 6 | \$53,252,348 |
| Serious Injury | 8 | \$4,678,059 |
| Moderate Injury | 19 | \$3,239,312 |
| Minor Injury | 26 | \$2,237,937 |
| Property Damage Only | 87 | \$398,319 |
| Total | 146 | \$63,805,976 |
| Average cost of crash casualty | | \$437,027 |

Crash Casualties



Crash Costs

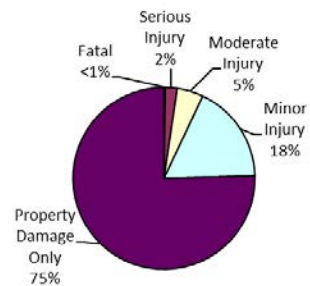


| Costs of Alcohol-Involved Crashes in Van Buren County (2015 dollars) | | | | | | |
|--|---------------------|--------------------|--------------------|--------------------|----------------------|---------------------|
| | Fatal | Serious Injury | Moderate Injury | Minor Injury | Property Damage Only | Total |
| Medical Care | \$71,584 | \$437,839 | \$262,588 | \$274,690 | \$26,681 | \$1,073,382 |
| Future Earnings (Lost Wages) | \$7,222,404 | \$677,783 | \$486,103 | \$413,263 | \$29,716 | \$8,829,269 |
| Public Services | \$5,400 | \$3,113 | \$3,297 | \$2,857 | \$2,523 | \$17,189 |
| Adjudication & Sanctioning | \$637,538 | \$103,165 | \$66,617 | \$56,528 | \$4,174 | \$868,022 |
| Property Damage & Loss | \$138,916 | \$90,317 | \$141,503 | \$162,931 | \$238,409 | \$772,075 |
| Subtotal (Monetary Cost) | \$8,075,843 | \$1,312,217 | \$960,109 | \$910,268 | \$301,502 | \$11,559,938 |
| Quality of Life | \$45,176,506 | \$3,365,843 | \$2,279,204 | \$1,327,669 | \$96,817 | \$52,246,038 |
| Total (Comprehensive Cost) | \$53,252,348 | \$4,678,059 | \$3,239,312 | \$2,237,937 | \$398,319 | \$63,805,976 |

Van Buren County Teen Driver Crashes

| Crash Casualty Severity | Crash Casualties | Crash Costs |
|--------------------------------|------------------|--------------|
| Fatal | 1 | \$8,875,391 |
| Serious Injury | 9 | \$4,386,509 |
| Moderate Injury | 20 | \$2,698,865 |
| Minor Injury | 75 | \$5,040,023 |
| Property Damage Only | 322 | \$1,399,876 |
| Total | 427 | \$22,400,664 |
| Average cost of crash casualty | | \$52,461 |

Crash Casualties



Crash Costs



| Costs of Teen Driver Crashes in Van Buren County (2015 dollars) | | | | | | |
|---|--------------------|--------------------|--------------------|--------------------|----------------------|---------------------|
| | Fatal | Serious Injury | Moderate Injury | Minor Injury | Property Damage Only | Total |
| Medical Care | \$11,931 | \$236,991 | \$125,910 | \$430,460 | \$83,795 | \$889,086 |
| Future Earnings (Lost Wages) | \$1,203,734 | \$361,870 | \$232,476 | \$648,967 | \$95,907 | \$2,542,954 |
| Public Services | \$900 | \$1,567 | \$1,531 | \$4,348 | \$7,054 | \$15,401 |
| Adjudication & Sanctioning | \$106,256 | \$76,846 | \$33,614 | \$84,191 | \$5,695 | \$306,603 |
| Property Damage & Loss | \$23,153 | \$57,509 | \$78,136 | \$287,379 | \$869,324 | \$1,315,500 |
| Subtotal (Monetary Cost) | \$1,345,974 | \$734,783 | \$471,669 | \$1,455,344 | \$1,061,774 | \$5,069,543 |
| Quality of Life | \$7,529,418 | \$3,651,726 | \$2,227,196 | \$3,584,679 | \$338,102 | \$17,331,121 |
| Total (Comprehensive Cost) | \$8,875,391 | \$4,386,509 | \$2,698,865 | \$5,040,023 | \$1,399,876 | \$22,400,664 |

Van Buren County Motorcycle Crashes

| Injury Severity | Motorcyclist Crash Victims | Motorcyclist Victim Costs |
|--------------------------------|-------------------------------|------------------------------|
| Fatal | 1 | \$8,815,923 |
| Serious Injury | 5 | \$2,554,433 |
| Moderate Injury | 18 | \$2,138,570 |
| Minor Injury | 6 | \$671,847 |
| Property Damage Only | 7 | \$27,902 |
| Total | 37 | \$14,208,675 |
| Average cost of crash casualty | | \$384,018 |

| Injury Severity | Non-motorcyclist Crash Victims | Non-motorcyclist Victim Costs |
|--------------------------------|-----------------------------------|----------------------------------|
| Fatal | 0 | \$0 |
| Serious Injury | 0 | \$0 |
| Moderate Injury | 1 | \$134,943 |
| Minor Injury | 3 | \$201,601 |
| Property Damage Only | 4 | \$11,338 |
| Total | 8 | \$347,882 |
| Average cost of crash casualty | | \$43,485 |

| Motorcyclist Victim Costs in Motorcycle Crashes in Van Buren County (2015 dollars) | | | | | | |
|--|-------------|----------------|-----------------|--------------|----------------------|--------------|
| | Fatal | Serious Injury | Moderate Injury | Minor Injury | Property Damage Only | Total |
| Medical Care | \$11,931 | \$208,889 | \$162,661 | \$51,637 | \$968 | \$436,087 |
| Future Earnings (Lost Wages) | \$1,209,483 | \$306,138 | \$274,314 | \$85,050 | \$1,534 | \$1,876,519 |
| Public Services | \$788 | \$1,768 | \$3,107 | \$985 | \$421 | \$7,069 |
| Adjudication & Sanctioning | \$106,257 | \$47,510 | \$48,073 | \$14,976 | \$1,299 | \$218,115 |
| Property Damage & Loss | \$12,951 | \$49,279 | \$141,108 | \$45,403 | \$16,358 | \$265,100 |
| Subtotal (Monetary Cost) | \$1,341,410 | \$613,584 | \$629,263 | \$198,051 | \$20,582 | \$2,802,889 |
| Quality of Life | \$7,474,513 | \$1,940,849 | \$1,509,308 | \$473,796 | \$7,321 | \$11,405,786 |
| Total (Comprehensive Cost) | \$8,815,923 | \$2,554,433 | \$2,138,570 | \$671,847 | \$27,902 | \$14,208,675 |

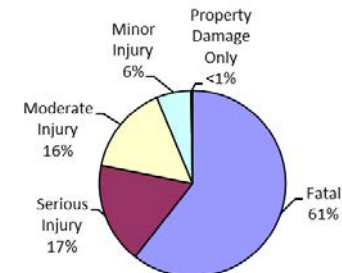
| Non-motorcyclist Victim Costs in Motorcycle Crashes in Van Buren County (2015 dollars) | | | | | | |
|--|-------|----------------|-----------------|--------------|----------------------|-----------|
| | Fatal | Serious Injury | Moderate Injury | Minor Injury | Property Damage Only | Total |
| Medical Care | \$0 | \$0 | \$6,296 | \$17,218 | \$0 | \$23,514 |
| Future Earnings (Lost Wages) | \$0 | \$0 | \$11,624 | \$25,959 | \$354 | \$37,936 |
| Public Services | \$0 | \$0 | \$77 | \$174 | \$84 | \$334 |
| Adjudication & Sanctioning | \$0 | \$0 | \$1,681 | \$3,368 | \$0 | \$5,048 |
| Property Damage & Loss | \$0 | \$0 | \$3,907 | \$11,495 | \$10,900 | \$26,302 |
| Subtotal (Monetary Cost) | \$0 | \$0 | \$23,583 | \$58,214 | \$11,338 | \$93,135 |
| Quality of Life | \$0 | \$0 | \$111,360 | \$143,387 | \$0 | \$254,747 |
| Total (Comprehensive Cost) | \$0 | \$0 | \$134,943 | \$201,601 | \$11,338 | \$347,882 |

| Costs of Motorcycle Crashes in Van Buren County (2015 dollars) | | | | | | |
|--|-------------|----------------|-----------------|--------------|----------------------|--------------|
| | Fatal | Serious Injury | Moderate Injury | Minor Injury | Property Damage Only | Total |
| Medical Care | \$11,931 | \$208,889 | \$168,957 | \$68,855 | \$968 | \$459,600 |
| Future Earnings (Lost Wages) | \$1,209,483 | \$306,138 | \$285,938 | \$111,008 | \$1,888 | \$1,914,455 |
| Public Services | \$788 | \$1,768 | \$3,183 | \$1,159 | \$505 | \$7,404 |
| Adjudication & Sanctioning | \$106,257 | \$47,510 | \$49,754 | \$18,344 | \$1,299 | \$223,164 |
| Property Damage & Loss | \$12,951 | \$49,279 | \$145,015 | \$56,898 | \$27,258 | \$291,402 |
| Subtotal (Monetary Cost) | \$1,341,410 | \$613,584 | \$652,846 | \$256,265 | \$31,919 | \$2,896,024 |
| Quality of Life | \$7,474,513 | \$1,940,849 | \$1,620,667 | \$617,183 | \$7,321 | \$11,660,533 |
| Total (Comprehensive Cost) | \$8,815,923 | \$2,554,433 | \$2,273,514 | \$873,448 | \$39,240 | \$14,556,557 |

Motorcycle Crash Casualties



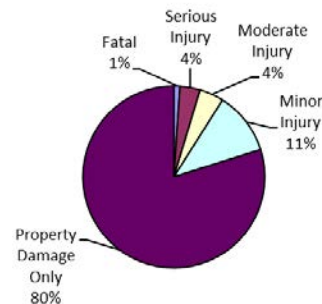
Motorcycle Crash Costs



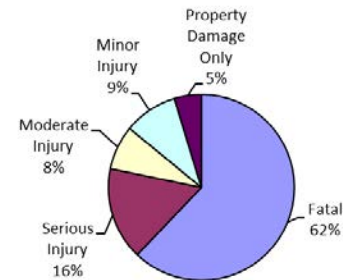
Van Buren County Medium/Large Truck Crashes

| Crash Casualty Severity | Crash Casualties | Crash Costs |
|--------------------------------|------------------|--------------|
| Fatal | 3 | \$26,651,807 |
| Serious Injury | 10 | \$6,926,270 |
| Moderate Injury | 12 | \$3,300,372 |
| Minor Injury | 31 | \$4,014,624 |
| Property Damage Only | 222 | \$2,013,540 |
| Total | 278 | \$42,906,613 |
| Average cost of crash casualty | | \$154,340 |

Crash Casualties



Crash Costs



| Costs of Medium/Large Truck Crashes in Van Buren County (2015 dollars) | | | | | | |
|--|---------------------|--------------------|--------------------|--------------------|----------------------|---------------------|
| | Fatal | Serious Injury | Moderate Injury | Minor Injury | Property Damage Only | Total |
| Medical Care | \$35,792 | \$417,470 | \$213,660 | \$253,115 | \$83,028 | \$1,003,065 |
| Future Earnings (Lost Wages) | \$3,611,202 | \$1,192,340 | \$612,528 | \$675,428 | \$606,060 | \$6,697,558 |
| Public Services | \$2,700 | \$3,220 | \$2,112 | \$5,983 | \$10,434 | \$24,449 |
| Adjudication & Sanctioning | \$318,769 | \$161,160 | \$82,704 | \$92,969 | \$69,042 | \$724,644 |
| Property Damage & Loss | \$95,091 | \$125,550 | \$111,840 | \$207,979 | \$754,578 | \$1,295,038 |
| Subtotal (Monetary Cost) | \$4,063,555 | \$1,899,740 | \$1,022,844 | \$1,235,474 | \$1,523,142 | \$9,744,755 |
| Quality of Life | \$22,588,253 | \$5,026,530 | \$2,277,528 | \$2,779,150 | \$490,398 | \$33,161,859 |
| Total (Comprehensive Cost) | \$26,651,807 | \$6,926,270 | \$3,300,372 | \$4,014,624 | \$2,013,540 | \$42,906,613 |

Washtenaw County

Traffic Crashes and Crime

| Traffic Crash Casualty Severity | Traffic Crash Casualties | Traffic Crash Costs |
|--|--------------------------|---------------------|
| Fatal | 27 | \$239,635,568 |
| Serious Injury | 125 | \$60,923,730 |
| Moderate Injury | 598 | \$80,696,059 |
| Minor Injury | 1,786 | \$120,019,750 |
| Property Damage Only | 16,245 | \$70,624,194 |
| Total | 18,781 | \$571,899,301 |
| Average cost of traffic crash casualty | \$30,451 | |

| Index Crime Category | Number of Index Crimes | Index Crime Costs |
|-----------------------------|------------------------|-------------------|
| Murder | 6 | \$43,732,848 |
| Rape | 191 | \$76,541,731 |
| Aggravated Assault | 639 | \$20,084,225 |
| Robbery | 186 | \$6,357,333 |
| Larceny | 4,285 | \$17,520,908 |
| Burglary | 1,057 | \$4,713,449 |
| Motor Vehicle Theft | 315 | \$2,877,800 |
| Total | 6,679 | \$171,828,294 |
| Average cost of index crime | \$25,727 | |

| Costs of Traffic Crashes in Washtenaw County (2015 dollars) | | | | | | |
|---|----------------------|---------------------|---------------------|----------------------|----------------------|----------------------|
| | Fatal | Serious Injury | Moderate Injury | Minor Injury | Property Damage Only | Total |
| Medical Care | \$322,130 | \$3,291,536 | \$3,764,719 | \$10,250,680 | \$4,227,478 | \$21,856,543 |
| Future Earnings (Lost Wages) | \$32,500,820 | \$5,025,974 | \$6,951,043 | \$15,454,056 | \$4,838,519 | \$64,770,412 |
| Public Services | \$24,301 | \$21,767 | \$45,791 | \$103,537 | \$355,872 | \$551,269 |
| Adjudication & Sanctioning | \$2,868,921 | \$1,067,301 | \$1,005,060 | \$2,004,876 | \$287,327 | \$7,233,485 |
| Property Damage & Loss | \$625,121 | \$798,735 | \$2,336,279 | \$6,843,444 | \$43,857,647 | \$54,461,226 |
| Subtotal (Monetary Cost) | \$36,341,293 | \$10,205,315 | \$14,102,892 | \$34,656,593 | \$53,566,843 | \$148,872,935 |
| Quality of Life | \$203,294,275 | \$50,718,415 | \$66,593,167 | \$85,363,157 | \$17,057,351 | \$423,026,365 |
| Total (Comprehensive Cost) | \$239,635,568 | \$60,923,730 | \$80,696,059 | \$120,019,750 | \$70,624,194 | \$571,899,301 |

| Costs of Index Crimes in Washtenaw County (2015 dollars) | | | | | | | | |
|--|---------------------|---------------------|---------------------|--------------------|---------------------|--------------------|---------------------|----------------------|
| | Murder | Rape | Aggravated Assault | Robbery | Larceny | Burglary | Motor Vehicle Theft | Total |
| Medical Care | \$166,426 | \$1,715,650 | \$989,007 | \$285,388 | \$0 | \$0 | \$0 | \$3,156,472 |
| Future Earnings (Lost Wages) | \$5,511,414 | \$1,070,482 | \$699,035 | \$294,113 | \$112,476 | \$34,938 | \$31,236 | \$7,753,695 |
| Public Services | \$17,075 | \$150,562 | \$213,599 | \$75,166 | \$1,889,574 | \$474,303 | \$84,651 | \$2,904,930 |
| Adjudication & Sanctioning | \$2,366,221 | \$4,703,406 | \$7,565,871 | \$1,049,632 | \$8,726,821 | \$820,492 | \$558,852 | \$25,791,296 |
| Property Damage and Loss | \$1,048 | \$29,922 | \$44,633 | \$212,135 | \$4,002,034 | \$2,704,252 | \$2,018,843 | \$9,012,867 |
| Subtotal (Monetary Cost) | \$8,062,184 | \$7,670,022 | \$9,512,145 | \$1,916,435 | \$14,730,906 | \$4,033,986 | \$2,693,583 | \$48,619,260 |
| Quality of Life | \$35,670,664 | \$68,871,709 | \$10,572,080 | \$4,440,898 | \$2,790,003 | \$679,463 | \$184,217 | \$123,209,034 |
| Total (Comprehensive Costs) | \$43,732,848 | \$76,541,731 | \$20,084,225 | \$6,357,333 | \$17,520,908 | \$4,713,449 | \$2,877,800 | \$171,828,294 |

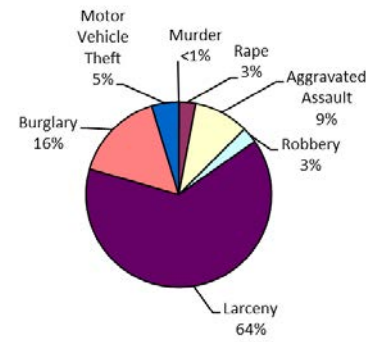
Traffic Crash Casualties



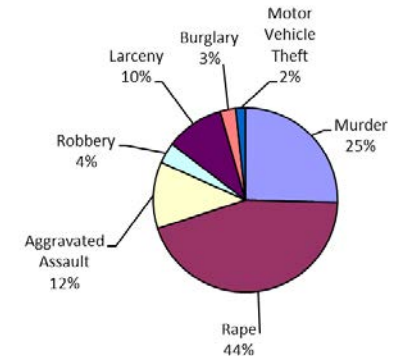
Traffic Crash Costs



Index Crimes



Index Crime Costs



Washtenaw County Alcohol-Involved Crashes

| Crash Casualty Severity | Crash Casualties | Crash Costs |
|--------------------------------|------------------|----------------------|
| Fatal | 9 | \$79,878,523 |
| Serious Injury | 27 | \$15,788,450 |
| Moderate Injury | 52 | \$8,865,487 |
| Minor Injury | 87 | \$7,488,480 |
| Property Damage Only | 328 | \$1,501,710 |
| Total | 503 | \$113,522,649 |
| Average cost of crash casualty | | \$225,691 |

Crash Casualties



Crash Costs

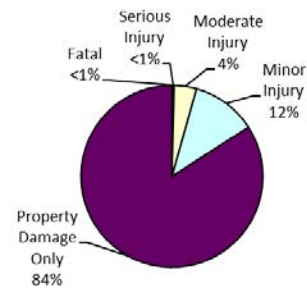


| Costs of Alcohol-Involved Crashes in Washtenaw County (2015 dollars) | | | | | | |
|--|---------------------|---------------------|--------------------|--------------------|----------------------|----------------------|
| | Fatal | Serious Injury | Moderate Injury | Minor Injury | Property Damage Only | Total |
| Medical Care | \$107,377 | \$1,477,707 | \$718,661 | \$919,155 | \$100,590 | \$3,323,490 |
| Future Earnings (Lost Wages) | \$10,833,607 | \$2,287,519 | \$1,330,388 | \$1,382,840 | \$112,031 | \$15,946,385 |
| Public Services | \$8,100 | \$10,505 | \$9,024 | \$9,559 | \$9,510 | \$46,699 |
| Adjudication & Sanctioning | \$956,307 | \$348,181 | \$182,321 | \$189,150 | \$15,738 | \$1,691,697 |
| Property Damage & Loss | \$208,374 | \$304,820 | \$387,271 | \$545,191 | \$898,829 | \$2,344,485 |
| Subtotal (Monetary Cost) | \$12,113,764 | \$4,428,731 | \$2,627,666 | \$3,045,895 | \$1,136,698 | \$23,352,755 |
| Quality of Life | \$67,764,758 | \$11,359,719 | \$6,237,821 | \$4,442,585 | \$365,012 | \$90,169,895 |
| Total (Comprehensive Cost) | \$79,878,523 | \$15,788,450 | \$8,865,487 | \$7,488,480 | \$1,501,710 | \$113,522,649 |

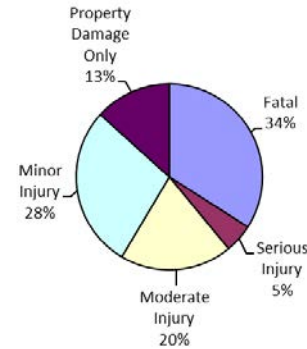
Washtenaw County Teen Driver Crashes

| Crash Casualty Severity | Crash Casualties | Crash Costs |
|--------------------------------|------------------|--------------|
| Fatal | 3 | \$26,626,174 |
| Serious Injury | 8 | \$3,899,119 |
| Moderate Injury | 113 | \$15,248,586 |
| Minor Injury | 328 | \$22,041,701 |
| Property Damage Only | 2,389 | \$10,386,039 |
| Total | 2,841 | \$78,201,619 |
| Average cost of crash casualty | | \$27,526 |

Crash Casualties



Crash Costs



| Costs of Teen Driver Crashes in Washtenaw County (2015 dollars) | | | | | | |
|---|---------------------|--------------------|---------------------|---------------------|----------------------|---------------------|
| | Fatal | Serious Injury | Moderate Injury | Minor Injury | Property Damage Only | Total |
| Medical Care | \$35,792 | \$210,658 | \$711,393 | \$1,882,544 | \$621,696 | \$3,462,083 |
| Future Earnings (Lost Wages) | \$3,611,202 | \$321,662 | \$1,313,491 | \$2,838,147 | \$711,556 | \$8,796,059 |
| Public Services | \$2,700 | \$1,393 | \$8,653 | \$19,015 | \$52,335 | \$84,095 |
| Adjudication & Sanctioning | \$318,769 | \$68,307 | \$189,919 | \$368,197 | \$42,254 | \$987,447 |
| Property Damage & Loss | \$69,458 | \$51,119 | \$441,471 | \$1,256,803 | \$6,449,733 | \$8,268,584 |
| Subtotal (Monetary Cost) | \$4,037,921 | \$653,140 | \$2,664,928 | \$6,364,705 | \$7,877,574 | \$21,598,268 |
| Quality of Life | \$22,588,253 | \$3,245,979 | \$12,583,659 | \$15,676,996 | \$2,508,465 | \$56,603,351 |
| Total (Comprehensive Cost) | \$26,626,174 | \$3,899,119 | \$15,248,586 | \$22,041,701 | \$10,386,039 | \$78,201,619 |

Washtenaw County Motorcycle Crashes

| Injury Severity | Motorcyclist Crash Victims | Motorcyclist Victim Costs |
|--------------------------------|-------------------------------|------------------------------|
| Fatal | 5 | \$44,079,616 |
| Serious Injury | 14 | \$7,152,411 |
| Moderate Injury | 39 | \$4,633,569 |
| Minor Injury | 28 | \$3,135,285 |
| Property Damage Only | 46 | \$183,357 |
| Total | 132 | \$59,184,239 |
| Average cost of crash casualty | | \$448,365 |

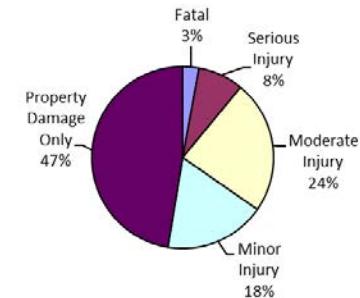
| Injury Severity | Non-motorcyclist Crash Victims | Non-motorcyclist Victim Costs |
|--------------------------------|-----------------------------------|----------------------------------|
| Fatal | 0 | \$0 |
| Serious Injury | 0 | \$0 |
| Moderate Injury | 2 | \$269,886 |
| Minor Injury | 3 | \$201,601 |
| Property Damage Only | 36 | \$102,039 |
| Total | 41 | \$573,527 |
| Average cost of crash casualty | | \$13,988 |

| Motorcyclist Victim Costs in Motorcycle Crashes in Washtenaw County (2015 dollars) | | | | | | |
|--|--------------|----------------|-----------------|--------------|----------------------|--------------|
| | Fatal | Serious Injury | Moderate Injury | Minor Injury | Property Damage Only | Total |
| Medical Care | \$59,654 | \$584,890 | \$352,433 | \$240,972 | \$6,364 | \$1,244,312 |
| Future Earnings (Lost Wages) | \$6,047,415 | \$857,187 | \$594,347 | \$396,899 | \$10,083 | \$7,905,929 |
| Public Services | \$3,941 | \$4,950 | \$6,731 | \$4,597 | \$2,768 | \$22,988 |
| Adjudication & Sanctioning | \$531,284 | \$133,027 | \$104,159 | \$69,890 | \$8,537 | \$846,897 |
| Property Damage & Loss | \$64,756 | \$137,982 | \$305,734 | \$211,880 | \$107,498 | \$827,849 |
| Subtotal (Monetary Cost) | \$6,707,050 | \$1,718,035 | \$1,363,403 | \$924,237 | \$135,250 | \$10,847,976 |
| Quality of Life | \$37,372,567 | \$5,434,376 | \$3,270,166 | \$2,211,047 | \$48,107 | \$48,336,263 |
| Total (Comprehensive Cost) | \$44,079,616 | \$7,152,411 | \$4,633,569 | \$3,135,285 | \$183,357 | \$59,184,239 |

| Non-motorcyclist Victim Costs in Motorcycle Crashes in Washtenaw County (2015 dollars) | | | | | | |
|--|-------|----------------|-----------------|--------------|----------------------|-----------|
| | Fatal | Serious Injury | Moderate Injury | Minor Injury | Property Damage Only | Total |
| Medical Care | \$0 | \$0 | \$12,591 | \$17,218 | \$0 | \$29,809 |
| Future Earnings (Lost Wages) | \$0 | \$0 | \$23,248 | \$25,959 | \$3,185 | \$52,391 |
| Public Services | \$0 | \$0 | \$153 | \$174 | \$754 | \$1,081 |
| Adjudication & Sanctioning | \$0 | \$0 | \$3,361 | \$3,368 | \$0 | \$6,729 |
| Property Damage & Loss | \$0 | \$0 | \$7,814 | \$11,495 | \$98,100 | \$117,409 |
| Subtotal (Monetary Cost) | \$0 | \$0 | \$47,167 | \$58,214 | \$102,039 | \$207,420 |
| Quality of Life | \$0 | \$0 | \$222,720 | \$143,387 | \$0 | \$366,107 |
| Total (Comprehensive Cost) | \$0 | \$0 | \$269,886 | \$201,601 | \$102,039 | \$573,527 |

| Costs of Motorcycle Crashes in Washtenaw County (2015 dollars) | | | | | | |
|--|--------------|----------------|-----------------|--------------|----------------------|--------------|
| | Fatal | Serious Injury | Moderate Injury | Minor Injury | Property Damage Only | Total |
| Medical Care | \$59,654 | \$584,890 | \$365,024 | \$258,190 | \$6,364 | \$1,274,122 |
| Future Earnings (Lost Wages) | \$6,047,415 | \$857,187 | \$617,594 | \$422,857 | \$13,267 | \$7,958,320 |
| Public Services | \$3,941 | \$4,950 | \$6,884 | \$4,771 | \$3,523 | \$24,069 |
| Adjudication & Sanctioning | \$531,284 | \$133,027 | \$107,520 | \$73,258 | \$8,537 | \$853,626 |
| Property Damage & Loss | \$64,756 | \$137,982 | \$313,548 | \$223,375 | \$205,598 | \$945,258 |
| Subtotal (Monetary Cost) | \$6,707,050 | \$1,718,035 | \$1,410,570 | \$982,451 | \$237,290 | \$11,055,395 |
| Quality of Life | \$37,372,567 | \$5,434,376 | \$3,492,886 | \$2,354,434 | \$48,107 | \$48,702,370 |
| Total (Comprehensive Cost) | \$44,079,616 | \$7,152,411 | \$4,903,456 | \$3,336,886 | \$285,397 | \$59,757,765 |

Motorcycle Crash Casualties



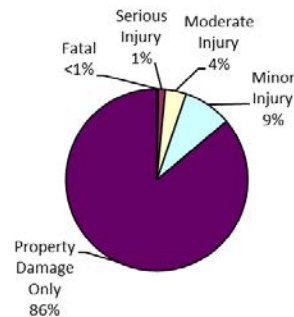
Motorcycle Crash Costs



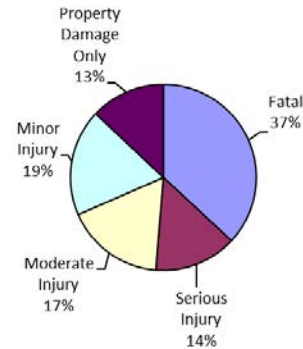
Washtenaw County Medium/Large Truck Crashes

| Crash Casualty Severity | Crash Casualties | Crash Costs |
|--------------------------------|------------------|--------------|
| Fatal | 2 | \$17,767,872 |
| Serious Injury | 10 | \$6,926,270 |
| Moderate Injury | 30 | \$8,250,930 |
| Minor Injury | 69 | \$8,935,776 |
| Property Damage Only | 689 | \$6,249,230 |
| Total | 800 | \$48,130,078 |
| Average cost of crash casualty | | \$60,163 |

Crash Casualties



Crash Costs



| Costs of Medium/Large Truck Crashes in Washtenaw County (2015 dollars) | | | | | | |
|--|---------------------|--------------------|--------------------|--------------------|----------------------|---------------------|
| | Fatal | Serious Injury | Moderate Injury | Minor Injury | Property Damage Only | Total |
| Medical Care | \$23,861 | \$417,470 | \$534,150 | \$563,385 | \$257,686 | \$1,796,552 |
| Future Earnings (Lost Wages) | \$2,407,468 | \$1,192,340 | \$1,531,320 | \$1,503,372 | \$1,880,970 | \$8,515,470 |
| Public Services | \$1,800 | \$3,220 | \$5,280 | \$13,317 | \$32,383 | \$56,000 |
| Adjudication & Sanctioning | \$212,513 | \$161,160 | \$206,760 | \$206,931 | \$214,279 | \$1,001,643 |
| Property Damage & Loss | \$63,394 | \$125,550 | \$279,600 | \$462,921 | \$2,341,911 | \$3,273,376 |
| Subtotal (Monetary Cost) | \$2,709,036 | \$1,899,740 | \$2,557,110 | \$2,749,926 | \$4,727,229 | \$14,643,041 |
| Quality of Life | \$15,058,835 | \$5,026,530 | \$5,693,820 | \$6,185,850 | \$1,522,001 | \$33,487,036 |
| Total (Comprehensive Cost) | \$17,767,872 | \$6,926,270 | \$8,250,930 | \$8,935,776 | \$6,249,230 | \$48,130,078 |

Wayne County Traffic Crashes and Crime

| Traffic Crash Casualty Severity | Traffic Crash Casualties | Traffic Crash Costs |
|--|--------------------------|---------------------|
| Fatal | 195 | \$1,730,701,322 |
| Serious Injury | 846 | \$412,331,803 |
| Moderate Injury | 3,254 | \$439,105,311 |
| Minor Injury | 11,752 | \$789,738,022 |
| Property Damage Only | 76,379 | \$332,053,265 |
| Total | 92,426 | \$3,703,929,723 |
| Average cost of traffic crash casualty | | \$40,075 |

| Index Crime Category | Number of Index Crimes | Index Crime Costs |
|-----------------------------|------------------------|-------------------|
| Murder | 324 | \$2,361,573,805 |
| Rape | 970 | \$388,719,785 |
| Aggravated Assault | 9,353 | \$293,971,449 |
| Robbery | 4,366 | \$149,226,427 |
| Larceny | 26,610 | \$108,805,455 |
| Burglary | 12,339 | \$55,022,937 |
| Motor Vehicle Theft | 8,017 | \$73,242,293 |
| Total | 61,979 | \$3,430,562,150 |
| Average cost of index crime | | \$55,350 |

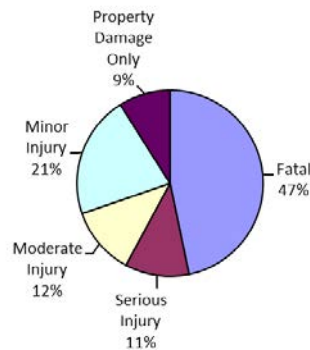
| Costs of Traffic Crashes in Wayne County (2015 dollars) | | | | | | |
|---|------------------------|----------------------|----------------------|----------------------|----------------------|------------------------|
| | Fatal | Serious Injury | Moderate Injury | Minor Injury | Property Damage Only | Total |
| Medical Care | \$2,326,496 | \$22,277,117 | \$20,485,611 | \$67,450,163 | \$19,876,303 | \$132,415,691 |
| Future Earnings (Lost Wages) | \$234,728,142 | \$34,015,795 | \$37,823,901 | \$101,688,729 | \$22,749,230 | \$431,005,797 |
| Public Services | \$175,507 | \$147,322 | \$249,172 | \$681,279 | \$1,673,202 | \$2,926,482 |
| Adjudication & Sanctioning | \$20,719,984 | \$7,223,493 | \$5,469,005 | \$13,192,221 | \$1,350,922 | \$47,955,626 |
| Property Damage & Loss | \$4,514,763 | \$5,405,841 | \$12,712,795 | \$45,030,320 | \$206,205,184 | \$273,868,903 |
| Subtotal (Monetary Cost) | \$262,464,892 | \$69,069,569 | \$76,740,484 | \$228,042,712 | \$251,854,842 | \$888,172,499 |
| Quality of Life | \$1,468,236,430 | \$343,262,234 | \$362,364,827 | \$561,695,310 | \$80,198,423 | \$2,815,757,225 |
| Total (Comprehensive Cost) | \$1,730,701,322 | \$412,331,803 | \$439,105,311 | \$789,738,022 | \$332,053,265 | \$3,703,929,723 |

| Costs of Index Crimes in Wayne County (2015 dollars) | | | | | | | | |
|--|------------------------|----------------------|----------------------|----------------------|----------------------|---------------------|---------------------|------------------------|
| | Murder | Rape | Aggravated Assault | Robbery | Larceny | Burglary | Motor Vehicle Theft | Total |
| Medical Care | \$8,987,030 | \$8,712,989 | \$14,476,023 | \$6,698,951 | \$0 | \$0 | \$0 | \$38,874,993 |
| Future Earnings (Lost Wages) | \$297,616,352 | \$5,436,480 | \$10,231,731 | \$6,903,747 | \$698,482 | \$407,855 | \$794,985 | \$322,089,632 |
| Public Services | \$922,038 | \$764,633 | \$3,126,438 | \$1,764,383 | \$11,734,319 | \$5,536,827 | \$2,154,448 | \$26,003,086 |
| Adjudication & Sanctioning | \$127,775,930 | \$23,886,408 | \$110,741,149 | \$24,638,134 | \$54,193,866 | \$9,578,102 | \$14,223,239 | \$365,036,828 |
| Property Damage and Loss | \$56,577 | \$151,959 | \$653,286 | \$4,979,481 | \$24,852,773 | \$31,568,367 | \$51,381,164 | \$113,643,607 |
| Subtotal (Monetary Cost) | \$435,357,926 | \$38,952,469 | \$139,228,627 | \$44,984,697 | \$91,479,440 | \$47,091,152 | \$68,553,836 | \$865,648,147 |
| Quality of Life | \$1,926,215,879 | \$349,767,317 | \$154,742,822 | \$104,241,730 | \$17,326,015 | \$7,931,784 | \$4,688,457 | \$2,564,914,003 |
| Total (Comprehensive Costs) | \$2,361,573,805 | \$388,719,785 | \$293,971,449 | \$149,226,427 | \$108,805,455 | \$55,022,937 | \$73,242,293 | \$3,430,562,150 |

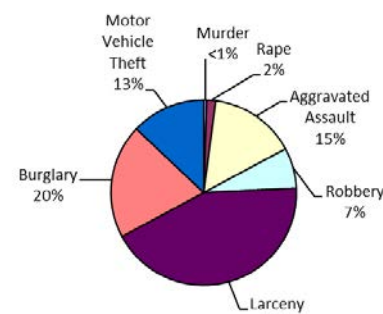
Traffic Crash Casualties



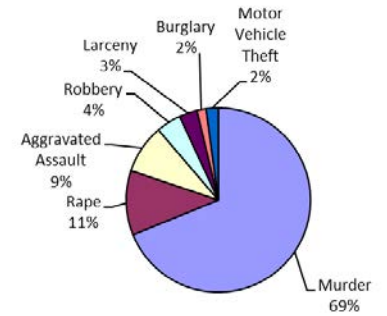
Traffic Crash Costs



Index Crimes



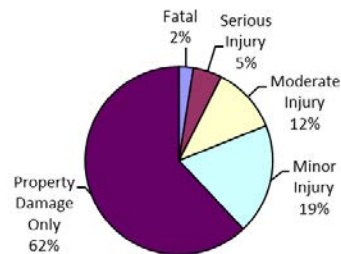
Index Crime Costs



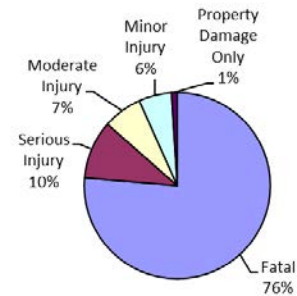
Wayne County Alcohol-Involved Crashes

| Crash Casualty Severity | Crash Casualties | Crash Costs |
|--------------------------------|------------------|---------------|
| Fatal | 59 | \$523,648,092 |
| Serious Injury | 119 | \$69,586,133 |
| Moderate Injury | 274 | \$46,714,296 |
| Minor Injury | 455 | \$39,163,890 |
| Property Damage Only | 1,481 | \$6,780,585 |
| Total | 2,388 | \$685,892,996 |
| Average cost of crash casualty | \$287,225 | |

Crash Casualties



Crash Costs

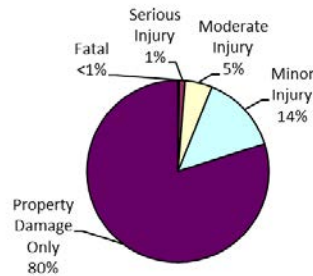


| Costs of Alcohol-Involved Crashes in Wayne County (2015 dollars) | | | | | | |
|--|----------------------|---------------------|---------------------|---------------------|----------------------|----------------------|
| | Fatal | Serious Injury | Moderate Injury | Minor Injury | Property Damage Only | Total |
| Medical Care | \$703,914 | \$6,512,857 | \$3,786,790 | \$4,807,076 | \$454,188 | \$16,264,825 |
| Future Earnings (Lost Wages) | \$71,020,310 | \$10,082,026 | \$7,010,123 | \$7,232,095 | \$505,848 | \$95,850,402 |
| Public Services | \$53,102 | \$46,300 | \$47,549 | \$49,992 | \$42,942 | \$239,885 |
| Adjudication & Sanctioning | \$6,269,123 | \$1,534,574 | \$960,693 | \$989,234 | \$71,061 | \$9,824,685 |
| Property Damage & Loss | \$1,366,005 | \$1,343,467 | \$2,040,622 | \$2,851,285 | \$4,058,431 | \$11,659,810 |
| Subtotal (Monetary Cost) | \$79,412,455 | \$19,519,224 | \$13,845,777 | \$15,929,682 | \$5,132,469 | \$133,839,607 |
| Quality of Life | \$444,235,638 | \$50,066,909 | \$32,868,518 | \$23,234,208 | \$1,648,116 | \$552,053,390 |
| Total (Comprehensive Cost) | \$523,648,092 | \$69,586,133 | \$46,714,296 | \$39,163,890 | \$6,780,585 | \$685,892,996 |

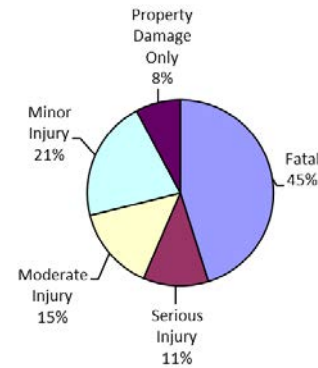
Wayne County Teen Driver Crashes

| Crash Casualty Severity | Crash Casualties | Crash Costs |
|--------------------------------|------------------|---------------|
| Fatal | 26 | \$230,760,176 |
| Serious Injury | 119 | \$57,999,391 |
| Moderate Injury | 555 | \$74,893,500 |
| Minor Injury | 1,606 | \$107,923,695 |
| Property Damage Only | 9,156 | \$39,805,178 |
| Total | 11,462 | \$511,381,940 |
| Average cost of crash casualty | | \$44,615 |

Crash Casualties



Crash Costs



| Costs of Teen Driver Crashes in Wayne County (2015 dollars) | | | | | | |
|---|----------------------|---------------------|---------------------|----------------------|----------------------|----------------------|
| | Fatal | Serious Injury | Moderate Injury | Minor Injury | Property Damage Only | Total |
| Medical Care | \$310,199 | \$3,133,543 | \$3,494,012 | \$9,217,577 | \$2,382,689 | \$18,538,020 |
| Future Earnings (Lost Wages) | \$31,297,086 | \$4,784,728 | \$6,451,218 | \$13,896,537 | \$2,727,084 | \$59,156,652 |
| Public Services | \$23,401 | \$20,723 | \$42,499 | \$93,102 | \$200,577 | \$380,301 |
| Adjudication & Sanctioning | \$2,762,665 | \$1,016,071 | \$932,790 | \$1,802,817 | \$161,943 | \$6,676,285 |
| Property Damage & Loss | \$601,968 | \$760,396 | \$2,168,286 | \$6,153,735 | \$24,719,028 | \$34,403,413 |
| Subtotal (Monetary Cost) | \$34,995,319 | \$9,715,459 | \$13,088,804 | \$31,163,767 | \$30,191,321 | \$119,154,671 |
| Quality of Life | \$195,764,857 | \$48,283,931 | \$61,804,695 | \$76,759,927 | \$9,613,857 | \$392,227,268 |
| Total (Comprehensive Cost) | \$230,760,176 | \$57,999,391 | \$74,893,500 | \$107,923,695 | \$39,805,178 | \$511,381,940 |

Wayne County Motorcycle Crashes

| Injury Severity | Motorcyclist Crash Victims | Motorcyclist Victim Costs |
|--------------------------------|-------------------------------|------------------------------|
| Fatal | 30 | \$264,477,697 |
| Serious Injury | 52 | \$26,566,098 |
| Moderate Injury | 159 | \$18,890,706 |
| Minor Injury | 121 | \$13,548,909 |
| Property Damage Only | 205 | \$817,137 |
| Total | 567 | \$324,300,546 |
| Average cost of crash casualty | \$571,959 | |

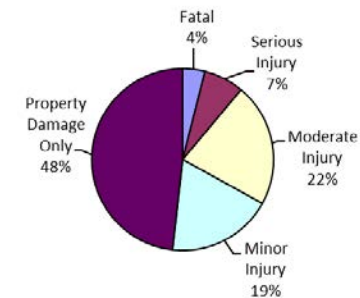
| Injury Severity | Non-motorcyclist Crash Victims | Non-motorcyclist Victim Costs |
|--------------------------------|-----------------------------------|----------------------------------|
| Fatal | 1 | \$8,875,391 |
| Serious Injury | 4 | \$1,949,559 |
| Moderate Injury | 13 | \$1,754,262 |
| Minor Injury | 26 | \$1,747,208 |
| Property Damage Only | 173 | \$490,355 |
| Total | 217 | \$14,816,776 |
| Average cost of crash casualty | \$68,280 | |

| Motorcyclist Victim Costs in Motorcycle Crashes in Wayne County (2015 dollars) | | | | | | |
|--|---------------|----------------|-----------------|--------------|----------------------|---------------|
| | Fatal | Serious Injury | Moderate Injury | Minor Injury | Property Damage Only | Total |
| Medical Care | \$357,922 | \$2,172,448 | \$1,436,841 | \$1,041,342 | \$28,363 | \$5,036,916 |
| Future Earnings (Lost Wages) | \$36,284,488 | \$3,183,836 | \$2,423,105 | \$1,715,170 | \$44,933 | \$43,651,532 |
| Public Services | \$23,648 | \$18,386 | \$27,443 | \$19,866 | \$12,338 | \$101,680 |
| Adjudication & Sanctioning | \$3,187,704 | \$494,099 | \$424,646 | \$302,026 | \$38,047 | \$4,446,523 |
| Property Damage & Loss | \$388,535 | \$512,505 | \$1,246,454 | \$915,623 | \$479,065 | \$3,542,182 |
| Subtotal (Monetary Cost) | \$40,242,298 | \$6,381,273 | \$5,558,489 | \$3,994,026 | \$602,747 | \$56,778,833 |
| Quality of Life | \$224,235,399 | \$20,184,825 | \$13,332,217 | \$9,554,882 | \$214,390 | \$267,521,714 |
| Total (Comprehensive Cost) | \$264,477,697 | \$26,566,098 | \$18,890,706 | \$13,548,909 | \$817,137 | \$324,300,546 |

| Non-motorcyclist Victim Costs in Motorcycle Crashes in Wayne County (2015 dollars) | | | | | | |
|--|-------------|----------------|-----------------|--------------|----------------------|--------------|
| | Fatal | Serious Injury | Moderate Injury | Minor Injury | Property Damage Only | Total |
| Medical Care | \$11,931 | \$105,329 | \$81,842 | \$149,226 | \$0 | \$348,328 |
| Future Earnings (Lost Wages) | \$1,203,734 | \$160,831 | \$151,110 | \$224,975 | \$15,305 | \$1,755,955 |
| Public Services | \$900 | \$697 | \$995 | \$1,507 | \$3,625 | \$7,724 |
| Adjudication & Sanctioning | \$106,256 | \$34,154 | \$21,849 | \$29,186 | \$0 | \$191,445 |
| Property Damage & Loss | \$23,153 | \$25,560 | \$50,789 | \$99,625 | \$471,425 | \$670,550 |
| Subtotal (Monetary Cost) | \$1,345,974 | \$326,570 | \$306,585 | \$504,519 | \$490,355 | \$2,974,003 |
| Quality of Life | \$7,529,418 | \$1,622,989 | \$1,447,678 | \$1,242,689 | \$0 | \$11,842,773 |
| Total (Comprehensive Cost) | \$8,875,391 | \$1,949,559 | \$1,754,262 | \$1,747,208 | \$490,355 | \$14,816,776 |

| Costs of Motorcycle Crashes in Wayne County (2015 dollars) | | | | | | |
|--|---------------|----------------|-----------------|--------------|----------------------|---------------|
| | Fatal | Serious Injury | Moderate Injury | Minor Injury | Property Damage Only | Total |
| Medical Care | \$369,853 | \$2,277,777 | \$1,518,683 | \$1,190,568 | \$28,363 | \$5,385,244 |
| Future Earnings (Lost Wages) | \$37,488,222 | \$3,344,667 | \$2,574,215 | \$1,940,145 | \$60,238 | \$45,407,487 |
| Public Services | \$24,548 | \$19,082 | \$28,438 | \$21,373 | \$15,963 | \$109,404 |
| Adjudication & Sanctioning | \$3,293,961 | \$528,253 | \$446,495 | \$331,212 | \$38,047 | \$4,637,968 |
| Property Damage & Loss | \$411,687 | \$538,064 | \$1,297,242 | \$1,015,248 | \$950,490 | \$4,212,732 |
| Subtotal (Monetary Cost) | \$41,588,272 | \$6,707,843 | \$5,865,074 | \$4,498,546 | \$1,093,102 | \$59,752,836 |
| Quality of Life | \$231,764,817 | \$21,807,815 | \$14,779,894 | \$10,797,571 | \$214,390 | \$279,364,487 |
| Total (Comprehensive Cost) | \$273,353,088 | \$28,515,658 | \$20,644,968 | \$15,296,117 | \$1,307,492 | \$339,117,322 |

Motorcycle Crash Casualties



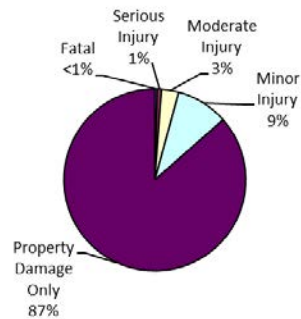
Motorcycle Crash Costs



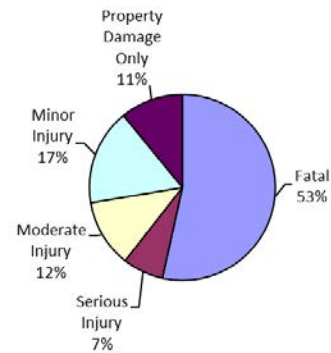
Wayne County Medium/Large Truck Crashes

| Crash Casualty Severity | Crash Casualties | Crash Costs |
|--------------------------------|------------------|---------------|
| Fatal | 17 | \$151,026,908 |
| Serious Injury | 29 | \$20,086,183 |
| Moderate Injury | 121 | \$33,278,751 |
| Minor Injury | 365 | \$47,268,960 |
| Property Damage Only | 3,403 | \$30,865,210 |
| Total | 3,935 | \$282,526,012 |
| Average cost of crash casualty | | \$71,798 |

Crash Casualties



Crash Costs



| Costs of Medium/Large Truck Crashes in Wayne County (2015 dollars) | | | | | | |
|--|----------------------|---------------------|---------------------|---------------------|----------------------|----------------------|
| | Fatal | Serious Injury | Moderate Injury | Minor Injury | Property Damage Only | Total |
| Medical Care | \$202,823 | \$1,210,663 | \$2,154,405 | \$2,980,225 | \$1,272,722 | \$7,820,838 |
| Future Earnings (Lost Wages) | \$20,463,479 | \$3,457,786 | \$6,176,324 | \$7,952,620 | \$9,290,190 | \$47,340,399 |
| Public Services | \$15,301 | \$9,338 | \$21,296 | \$70,445 | \$159,941 | \$276,321 |
| Adjudication & Sanctioning | \$1,806,358 | \$467,364 | \$833,932 | \$1,094,635 | \$1,058,333 | \$5,260,622 |
| Property Damage & Loss | \$538,849 | \$364,095 | \$1,127,720 | \$2,448,785 | \$11,566,797 | \$16,046,246 |
| Subtotal (Monetary Cost) | \$23,026,809 | \$5,509,246 | \$10,313,677 | \$14,546,710 | \$23,347,983 | \$76,744,425 |
| Quality of Life | \$128,000,099 | \$14,576,937 | \$22,965,074 | \$32,722,250 | \$7,517,227 | \$205,781,587 |
| Total (Comprehensive Cost) | \$151,026,908 | \$20,086,183 | \$33,278,751 | \$47,268,960 | \$30,865,210 | \$282,526,012 |

Wexford County

Traffic Crashes and Crime

| Traffic Crash Casualty Severity | Traffic Crash Casualties | Traffic Crash Costs |
|--|--------------------------|---------------------|
| Fatal | 11 | \$97,629,305 |
| Serious Injury | 28 | \$13,646,915 |
| Moderate Injury | 81 | \$10,930,403 |
| Minor Injury | 132 | \$8,870,441 |
| Property Damage Only | 1,406 | \$6,112,503 |
| Total | 1,658 | \$137,189,567 |
| Average cost of traffic crash casualty | \$82,744 | |

| Index Crime Category | Number of Index Crimes | Index Crime Costs |
|-----------------------------|------------------------|-------------------|
| Murder | 0 | \$0 |
| Rape | 42 | \$16,831,166 |
| Aggravated Assault | 38 | \$1,194,367 |
| Robbery | 2 | \$68,358 |
| Larceny | 317 | \$1,296,179 |
| Burglary | 152 | \$677,809 |
| Motor Vehicle Theft | 19 | \$173,582 |
| Total | 570 | \$20,241,461 |
| Average cost of index crime | \$35,511 | |

| Costs of Traffic Crashes in Wexford County (2015 dollars) | | | | | | |
|---|---------------------|---------------------|---------------------|--------------------|----------------------|----------------------|
| | Fatal | Serious Injury | Moderate Injury | Minor Injury | Property Damage Only | Total |
| Medical Care | \$131,238 | \$737,304 | \$509,937 | \$757,609 | \$365,887 | \$2,501,975 |
| Future Earnings (Lost Wages) | \$13,241,075 | \$1,125,818 | \$941,529 | \$1,142,181 | \$418,772 | \$16,869,376 |
| Public Services | \$9,900 | \$4,876 | \$6,203 | \$7,652 | \$30,801 | \$59,432 |
| Adjudication & Sanctioning | \$1,168,820 | \$239,075 | \$136,137 | \$148,177 | \$24,868 | \$1,717,077 |
| Property Damage & Loss | \$254,679 | \$178,917 | \$316,452 | \$505,786 | \$3,795,867 | \$5,051,701 |
| Subtotal (Monetary Cost) | \$14,805,712 | \$2,285,990 | \$1,910,258 | \$2,561,406 | \$4,636,195 | \$26,199,560 |
| Quality of Life | \$82,823,593 | \$11,360,925 | \$9,020,145 | \$6,309,035 | \$1,476,309 | \$110,990,007 |
| Total (Comprehensive Cost) | \$97,629,305 | \$13,646,915 | \$10,930,403 | \$8,870,441 | \$6,112,503 | \$137,189,567 |

| Costs of Index Crimes in Wexford County (2015 dollars) | | | | | | | | |
|--|------------|---------------------|--------------------|-----------------|--------------------|------------------|---------------------|---------------------|
| | Murder | Rape | Aggravated Assault | Robbery | Larceny | Burglary | Motor Vehicle Theft | Total |
| Medical Care | \$0 | \$377,263 | \$58,814 | \$3,069 | \$0 | \$0 | \$0 | \$439,146 |
| Future Earnings (Lost Wages) | \$0 | \$235,394 | \$41,570 | \$3,163 | \$8,321 | \$5,024 | \$1,884 | \$295,356 |
| Public Services | \$0 | \$33,108 | \$12,702 | \$808 | \$139,789 | \$68,206 | \$5,106 | \$259,719 |
| Adjudication & Sanctioning | \$0 | \$1,034,257 | \$449,927 | \$11,286 | \$645,601 | \$117,989 | \$33,709 | \$2,292,769 |
| Property Damage and Loss | \$0 | \$6,580 | \$2,654 | \$2,281 | \$296,066 | \$388,880 | \$121,772 | \$818,233 |
| Subtotal (Monetary Cost) | \$0 | \$1,686,602 | \$565,667 | \$20,607 | \$1,089,778 | \$580,100 | \$162,470 | \$4,105,224 |
| Quality of Life | \$0 | \$15,144,564 | \$628,700 | \$47,752 | \$206,402 | \$97,709 | \$11,111 | \$16,136,237 |
| Total (Comprehensive Costs) | \$0 | \$16,831,166 | \$1,194,367 | \$68,358 | \$1,296,179 | \$677,809 | \$173,582 | \$20,241,461 |

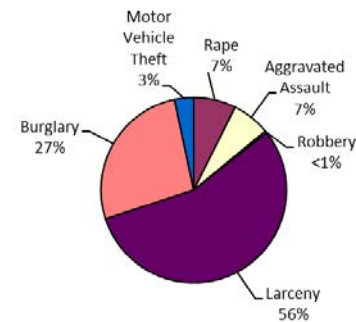
Traffic Crash Casualties



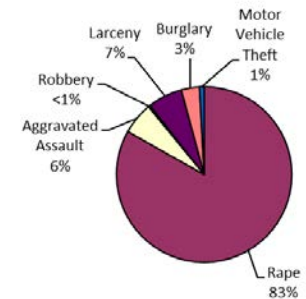
Traffic Crash Costs



Index Crimes



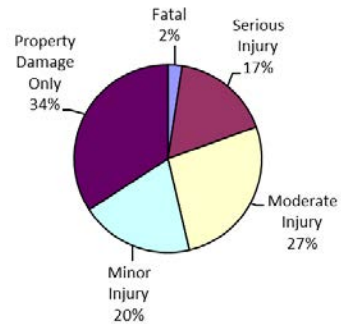
Index Crime Costs



Wexford County Alcohol-Involved Crashes

| Crash Casualty Severity | Crash Casualties | Crash Costs |
|--------------------------------|------------------|---------------------|
| Fatal | 1 | \$8,875,391 |
| Serious Injury | 7 | \$4,093,302 |
| Moderate Injury | 11 | \$1,875,391 |
| Minor Injury | 8 | \$688,596 |
| Property Damage Only | 14 | \$64,097 |
| Total | 41 | \$15,596,778 |
| Average cost of crash casualty | | \$380,409 |

Crash Casualties



Crash Costs



| Costs of Alcohol-Involved Crashes in Wexford County (2015 dollars) | | | | | | |
|--|--------------------|--------------------|--------------------|------------------|----------------------|---------------------|
| | Fatal | Serious Injury | Moderate Injury | Minor Injury | Property Damage Only | Total |
| Medical Care | \$11,931 | \$383,109 | \$152,024 | \$84,520 | \$4,293 | \$635,878 |
| Future Earnings (Lost Wages) | \$1,203,734 | \$593,060 | \$281,428 | \$127,158 | \$4,782 | \$2,210,162 |
| Public Services | \$900 | \$2,724 | \$1,909 | \$879 | \$406 | \$6,817 |
| Adjudication & Sanctioning | \$106,256 | \$90,269 | \$38,568 | \$17,393 | \$672 | \$253,158 |
| Property Damage & Loss | \$23,153 | \$79,027 | \$81,923 | \$50,132 | \$38,365 | \$272,600 |
| Subtotal (Monetary Cost) | \$1,345,974 | \$1,148,190 | \$555,852 | \$280,082 | \$48,518 | \$3,378,616 |
| Quality of Life | \$7,529,418 | \$2,945,112 | \$1,319,539 | \$408,514 | \$15,580 | \$12,218,162 |
| Total (Comprehensive Cost) | \$8,875,391 | \$4,093,302 | \$1,875,391 | \$688,596 | \$64,097 | \$15,596,778 |

Wexford County Teen Driver Crashes

| Crash Casualty Severity | Crash Casualties | Crash Costs |
|--------------------------------|------------------|--------------|
| Fatal | 1 | \$8,875,391 |
| Serious Injury | 3 | \$1,462,170 |
| Moderate Injury | 8 | \$1,079,546 |
| Minor Injury | 19 | \$1,276,806 |
| Property Damage Only | 153 | \$665,159 |
| Total | 184 | \$13,359,071 |
| Average cost of crash casualty | | \$72,604 |

Crash Casualties



Crash Costs



| Costs of Teen Driver Crashes in Wexford County (2015 dollars) | | | | | | |
|---|--------------------|--------------------|--------------------|--------------------|----------------------|---------------------|
| | Fatal | Serious Injury | Moderate Injury | Minor Injury | Property Damage Only | Total |
| Medical Care | \$11,931 | \$78,997 | \$50,364 | \$109,050 | \$39,816 | \$290,157 |
| Future Earnings (Lost Wages) | \$1,203,734 | \$120,623 | \$92,991 | \$164,405 | \$45,571 | \$1,627,323 |
| Public Services | \$900 | \$522 | \$613 | \$1,101 | \$3,352 | \$6,488 |
| Adjudication & Sanctioning | \$106,256 | \$25,615 | \$13,446 | \$21,328 | \$2,706 | \$169,352 |
| Property Damage & Loss | \$23,153 | \$19,170 | \$31,255 | \$72,803 | \$413,064 | \$559,443 |
| Subtotal (Monetary Cost) | \$1,345,974 | \$244,928 | \$188,667 | \$368,687 | \$504,508 | \$2,652,764 |
| Quality of Life | \$7,529,418 | \$1,217,242 | \$890,878 | \$908,119 | \$160,651 | \$10,706,308 |
| Total (Comprehensive Cost) | \$8,875,391 | \$1,462,170 | \$1,079,546 | \$1,276,806 | \$665,159 | \$13,359,071 |

Wexford County Motorcycle Crashes

| Injury Severity | Motorcyclist Crash Victims | Motorcyclist Victim Costs |
|--------------------------------|-------------------------------|------------------------------|
| Fatal | 1 | \$8,815,923 |
| Serious Injury | 4 | \$2,043,546 |
| Moderate Injury | 4 | \$475,238 |
| Minor Injury | 1 | \$111,974 |
| Property Damage Only | 4 | \$15,944 |
| Total | 14 | \$11,462,626 |
| Average cost of crash casualty | \$818,759 | |

| Injury Severity | Non-motorcyclist Crash Victims | Non-motorcyclist Victim Costs |
|--------------------------------|-----------------------------------|----------------------------------|
| Fatal | 0 | \$0 |
| Serious Injury | 0 | \$0 |
| Moderate Injury | 0 | \$0 |
| Minor Injury | 0 | \$0 |
| Property Damage Only | 4 | \$11,338 |
| Total | 4 | \$11,338 |
| Average cost of crash casualty | \$2,834 | |

| Motorcyclist Victim Costs in Motorcycle Crashes in Wexford County (2015 dollars) | | | | | | |
|--|-------------|----------------|-----------------|--------------|----------------------|--------------|
| | Fatal | Serious Injury | Moderate Injury | Minor Injury | Property Damage Only | Total |
| Medical Care | \$11,931 | \$167,111 | \$36,147 | \$8,606 | \$553 | \$224,349 |
| Future Earnings (Lost Wages) | \$1,209,483 | \$244,910 | \$60,959 | \$14,175 | \$877 | \$1,530,404 |
| Public Services | \$788 | \$1,414 | \$690 | \$164 | \$241 | \$3,298 |
| Adjudication & Sanctioning | \$106,257 | \$38,008 | \$10,683 | \$2,496 | \$742 | \$158,186 |
| Property Damage & Loss | \$12,951 | \$39,423 | \$31,357 | \$7,567 | \$9,348 | \$100,647 |
| Subtotal (Monetary Cost) | \$1,341,410 | \$490,867 | \$139,836 | \$33,008 | \$11,761 | \$2,016,883 |
| Quality of Life | \$7,474,513 | \$1,552,679 | \$335,402 | \$78,966 | \$4,183 | \$9,445,743 |
| Total (Comprehensive Cost) | \$8,815,923 | \$2,043,546 | \$475,238 | \$111,974 | \$15,944 | \$11,462,626 |

| Non-motorcyclist Victim Costs in Motorcycle Crashes in Wexford County (2015 dollars) | | | | | | |
|--|-------|----------------|-----------------|--------------|----------------------|----------|
| | Fatal | Serious Injury | Moderate Injury | Minor Injury | Property Damage Only | Total |
| Medical Care | \$0 | \$0 | \$0 | \$0 | \$0 | \$0 |
| Future Earnings (Lost Wages) | \$0 | \$0 | \$0 | \$0 | \$354 | \$354 |
| Public Services | \$0 | \$0 | \$0 | \$0 | \$84 | \$84 |
| Adjudication & Sanctioning | \$0 | \$0 | \$0 | \$0 | \$0 | \$0 |
| Property Damage & Loss | \$0 | \$0 | \$0 | \$0 | \$10,900 | \$10,900 |
| Subtotal (Monetary Cost) | \$0 | \$0 | \$0 | \$0 | \$11,338 | \$11,338 |
| Quality of Life | \$0 | \$0 | \$0 | \$0 | \$0 | \$0 |
| Total (Comprehensive Cost) | \$0 | \$0 | \$0 | \$0 | \$11,338 | \$11,338 |

| Costs of Motorcycle Crashes in Wexford County (2015 dollars) | | | | | | |
|--|-------------|----------------|-----------------|--------------|----------------------|--------------|
| | Fatal | Serious Injury | Moderate Injury | Minor Injury | Property Damage Only | Total |
| Medical Care | \$11,931 | \$167,111 | \$36,147 | \$8,606 | \$553 | \$224,349 |
| Future Earnings (Lost Wages) | \$1,209,483 | \$244,910 | \$60,959 | \$14,175 | \$1,231 | \$1,530,758 |
| Public Services | \$788 | \$1,414 | \$690 | \$164 | \$325 | \$3,382 |
| Adjudication & Sanctioning | \$106,257 | \$38,008 | \$10,683 | \$2,496 | \$742 | \$158,186 |
| Property Damage & Loss | \$12,951 | \$39,423 | \$31,357 | \$7,567 | \$20,248 | \$111,547 |
| Subtotal (Monetary Cost) | \$1,341,410 | \$490,867 | \$139,836 | \$33,008 | \$23,099 | \$2,028,220 |
| Quality of Life | \$7,474,513 | \$1,552,679 | \$335,402 | \$78,966 | \$4,183 | \$9,445,743 |
| Total (Comprehensive Cost) | \$8,815,923 | \$2,043,546 | \$475,238 | \$111,974 | \$27,282 | \$11,473,963 |

Motorcycle Crash Casualties



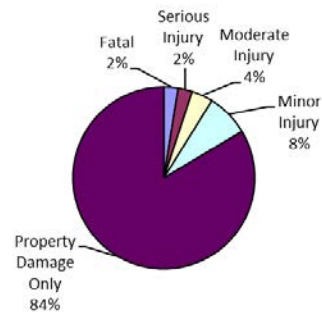
Motorcycle Crash Costs



Wexford County Medium/Large Truck Crashes

| Crash Casualty Severity | Crash Casualties | Crash Costs |
|--------------------------------|------------------|---------------------|
| Fatal | 2 | \$17,767,872 |
| Serious Injury | 2 | \$1,385,254 |
| Moderate Injury | 3 | \$825,093 |
| Minor Injury | 6 | \$777,024 |
| Property Damage Only | 66 | \$598,620 |
| Total | 79 | \$21,353,863 |
| Average cost of crash casualty | | \$270,302 |

Crash Casualties



Crash Costs



| Costs of Medium/Large Truck Crashes in Wexford County (2015 dollars) | | | | | | |
|--|---------------------|--------------------|------------------|------------------|----------------------|---------------------|
| | Fatal | Serious Injury | Moderate Injury | Minor Injury | Property Damage Only | Total |
| Medical Care | \$23,861 | \$83,494 | \$53,415 | \$48,990 | \$24,684 | \$234,444 |
| Future Earnings (Lost Wages) | \$2,407,468 | \$238,468 | \$153,132 | \$130,728 | \$180,180 | \$3,109,976 |
| Public Services | \$1,800 | \$644 | \$528 | \$1,158 | \$3,102 | \$7,232 |
| Adjudication & Sanctioning | \$212,513 | \$32,232 | \$20,676 | \$17,994 | \$20,526 | \$303,941 |
| Property Damage & Loss | \$63,394 | \$25,110 | \$27,960 | \$40,254 | \$224,334 | \$381,052 |
| Subtotal (Monetary Cost) | \$2,709,036 | \$379,948 | \$255,711 | \$239,124 | \$452,826 | \$4,036,645 |
| Quality of Life | \$15,058,835 | \$1,005,306 | \$569,382 | \$537,900 | \$145,794 | \$17,317,217 |
| Total (Comprehensive Cost) | \$17,767,872 | \$1,385,254 | \$825,093 | \$777,024 | \$598,620 | \$21,353,863 |

REFERENCES

- Kostyniuk, L, Miller, LL, Molnar, LJ, & Nation, A. (2006). *Societal Costs of Crashes and Crimes in Michigan: 2006 Update*. Report No, UMTRI-2006-23. Ann Arbor, MI: The University of Michigan Transportation Research Institute.
- Kostyniuk, LP, Molnar, LJ, St. Louis, RM, Zanier, N, Eby, DW. (2011). *Societal Costs of Crashes and Crimes in Michigan: 2011 Update*. Report No. UMTRI-2011-21. Ann Arbor, MI: The University of Michigan Transportation Research Institute.
- Michigan State Police, 2015, Michigan Incident Crime Reporting, 2015 Crime Data and Statistics http://www.michigan.gov/documents/msp/Arrests_By_County_Agency_528364_7.pdf accessed 11/30/2016.
- Streff, FM & Molnar, LJ. (1990). *Estimating Costs of Traffic Crashes and Index Crimes: Tools for Improved Decision Making*. Report No. UMTRI-90-8. Ann Arbor, MI: The University of Michigan Transportation Research Institute.
- Streff, FM & Molnar, LJ. (1994). *Societal Costs of Traffic Crashes in Michigan: A Four-year Update*. Report No. UMTRI-94-46. Ann Arbor, MI: The University of Michigan Transportation Research Institute.
- Streff, FM & Molnar, LJ. (1999). *Societal Costs of Traffic Crashes and Crime in Michigan: 1998 Update*. Report No. UMTRI 99-32. Ann Arbor, MI: The University of Michigan Transportation Research Institute.
- Thomson, K. & Monje, D. (2015). Guidance on Treatment of the Economic Value of a Statistical Life (VSL) in U.S. Department of Transportation Analyses-2015 Adjustment. *Memorandum to Secretarial Officers and Modal Administrators*. Washington, DC: Office of the Secretary U.S. Department of Transportation
- Trottenberg, P. & Rivkin, R. (2013). Guidance on Treatment of the Economic Value of a Statistical Life in U.S. Department of Transportation Analyses, *Memorandum to Secretarial Officers and Modal Administrators*. Washington, DC: Office of the Secretary U.S. Department of Transportation
- UMTRI (2016). *State of Michigan 2015 Motor Vehicle Crash Data*. Ann Arbor, MI: The University of Michigan Transportation Research Institute.

APPENDIX A

Costs per Police-Reported Crash Victim and Crime in Michigan: **Methods Supplement**

Ted R. Miller
Pacific Institute for Research and Evaluation

The costs of crime and motor-vehicle crashes were computed in a compatible manner. The cost categories included are:

- **Medical Care** includes payments for hospital, physician, and mental health care, as well as rehabilitation, prescriptions, allied health services, medical devices, coroner costs, premature funeral expenses, insurance claims processing, and emergency medical transport. Also included in this category are victim legal expenses incurred in recovering medical costs from at-fault drivers and their insurers.
- **Future Earnings** include wages, fringe benefits, and housework lost by injury victims. We include insurance claims processing costs (for example, life insurance claims for fatalities and Workers' Compensation claims for people victimized while working) and legal expenses incurred in recovering productivity losses from at-fault drivers and their insurers.
- **Public Services** include initial police response and follow-up investigation, fire service response to highway crashes, and victim services.
- **Property Damage and Loss** is the value of property damage and of property taken and not recovered, plus property insurance claims administration costs that arise in compensating victims' property losses.
- **Quality of Life** places a dollar value on the pain, suffering, functioning, and other intangible losses resulting from injury and fear. For crime, these values come from jury awards for pain, suffering, and lost quality of life due to physical injuries and fear. For murders and highway crashes, this value is computed from the amount people routinely spend (in dollars or time) to

reduce their risk of death and injury. Quality of life loss is computed net of lost future earnings to prevent double-counting.

- **Adjudication and Sanctioning** captures the costs incurred in the criminal justice and legal liability systems. This includes both defense and plaintiff/prosecution legal fees, court costs, and costs of incarceration, probation, and other sanctioning.

Our costs are tied to specific crimes or crashes. They exclude prevention measures such as a burglar alarm or a canister of pepper spray purchased after a break-in, a crime-induced change in job or housing, or a post-crash upgrade to a safer car equipped with a crash warning system.

Inflating Costs to 2015 Dollars and Adapting Them to Michigan:

We built our cost estimates from published national estimates. We inflated the national cost estimates to 2015 dollars using the Consumer Price Index -- All Items and Medical, as well as the Employment Cost Index for Total Compensation, All Workers (Council of Economic Advisors, 2017). We then adjusted the estimates to Michigan dollars using (1) The Council for Community and Economic Research's (2014) medical and all-item cost of living price indexes relative to the U.S. and (2) U.S. Census Bureau data on per capita income by state.

The remainder of this section details the sources for unit costs we adopted and our supplemental cost calculations.

Motor Vehicle Crash Costs:

For the most part, our costs per crash-involved person in police-reported crashes came from Blincoe et al. (2015) and Zaloshnja et al. (2007). The costs represent the present value, computed at a 3% discount rate, of all costs that result from a crash over the victim's expected life span.

All crash costs in our study are given by severity measured using the police reported KABCO severity scale (National Safety Council, 1990). This scale classifies crash victims as K-killed, A-disabling injury, B-evident injury, C-possible injury, or O-property-damage-only (i.e., no apparent injury). The codes are selected by police officers without medical training, typically without benefit of a hands-on examination. Some victims are transported from the scene before the police officer who completes the crash report even arrives. Thus, police reporting does not accurately describe injuries medically. Moreover, KABCO ratings are coarse and inconsistently coded between states and localities and over time (O'Day, 1993). Viner and Conley (1994) found one cause of this variability was differing state definitions of A-injury. Miller

et al. (1987) found police-reported injury counts by KABCO severity systematically varied between states because of differing state crash reporting thresholds (the rules governing which crashes should be reported to the police) and that state reporting thresholds often changed over time. GES verifies that all crash deaths are coded as K and all crash victims coded as K died.

We adopted injury costs from Blincoe et al. (2015) and Zaloshnja et al. (2007). Blincoe et al. (2015) provides costs by the maximum AIS (MAIS, Association for the Advancement of Automotive Medicine, 1990) among the person's injuries and for some crash geometries, by police-reported severity. Where desired unit costs by police-reported severity and crash type were not available in the NHTSA report or supporting documents, we calculated them using the published crash-type-specific costs by MAIS and a matrix showing the percentage mix of injuries by MAIS in each police-reported injury category. Zaloshnja et al. (2007) provides costs of injuries in heavy truck crashes by police-reported severity.

The quality of life costs reported in Blincoe et al. (2015) for people who police coded as O (uninjured) are for people involved in injury crashes. We used a combination of estimates from our prior study of crash costs in Michigan and data from our simulated incidence file to adjust the quality of life costs for O injury to values for all police-reported crashes. Because of changes in value guidance from the Office of the Secretary of Transportation, Blincoe et al. (2015) used a much higher value for a year or lifetime of quality of life than our prior estimates of crash costs in Michigan or the crash costs that underpinned them (Zaloshnja et al, 2004). We adjusted the quality of life costs from Zaloshnja et al. (2007) to that higher value.

Crime Costs:

We adopted most unit costs for crime from McCollister et al. (2010) and supporting spreadsheets. McCollister aggregated estimates for selected cost categories it adopted from Miller (1996), which we tapped for a breakdown. McCollister et al. (2010) were unable to estimate costs for assaults so we adopted estimated assault costs from Miller et al. (2006). Because McCollister et al. included preventive police patrol in its police costs and used the same police cost for all reported crimes, we substituted Miller et al.'s (1996) estimates by crime. Except for quality of life costs, we adopted sexual assault costs from Yang et al. (2014). For all crimes, we used quality of life loss estimates from Miller et al. (2017). We adjusted the estimates to match the value per year of quality of life in the crash costs, adjusted downward to account for the lower average income of crime victims relative to crash victims.

References

- Association for the Advancement of Automotive Medicine. (1990). *The Abbreviated Injury Scale, 1990*. Des Plaines, IL: Association for the Advancement of Automotive Medicine.
- Blincoe, LJ, Miller TR, Zaloshnja E, and Lawrence BA. (2015). *The Economic and Societal Impact of Motor Vehicle Crashes, 2010. (Revised)*, (Report No. DOT HS 812 013). Washington, DC: National Highway Traffic Safety Administration.
- Council of Economic Advisors. (2017). *Economic Report of the President*, Washington, DC: U.S. Government Printing Office.
- McCollister KE, MT French, and H Fang. (2010). The cost of crime to society: New crime-specific estimates for policy and program evaluation. *Drug and Alcohol Dependence*, 108(1), 98-109.
- Miller, TR, B Whiting, B Kragh, and C Zegeer. (1987). Sensitivity of a highway safety resource allocation model to variations in benefit computation parameters. *Transportation Research Record*, 1124, 58–65.
- Miller, TR, MA Cohen, and B Wiersema. (1996). *Victim Costs and Consequences: A New Look*, National Institute of Justice, Grant # 90-IJ-CX-0050, 1996.
- Miller TR, D Levy, M Cohen, and K Cox. (2006). The costs of alcohol and drug-involved crime. *Prevention Science*, 7:4, 333-342.
- Miller, TR, M Cohen, and D Hendrie. (2017). Non-economic damages due to physical and sexual assault: Estimates from civil jury awards. *Forensic Science and Criminology*, 2:1, article 1.
- National Safety Council. (1990). *Manual on Classification of Motor Vehicle Traffic Accidents, Fifth Edition (ANSI D-16.1-1989)*. Itasca, IL: National Safety Council.
- O'Day, J. (Ed.). (1993). *Accident Data Quality: A Synthesis of Highway Practice*. National Cooperative Highway Research Program Synthesis 192. Washington DC: Transportation Research Board, National Research Council.
- The Council for Community and Economic Research. C2ER Cost of Living Index. (2014). Quarterly issues. Arlington, VA: The Council for Community and Economic Research. <http://www.coli.org>.
- Viner, J, and C Conley. (1994). Consistency of police reported "incapacitating injuries" between states, Working Paper, Arlington, VA: Federal Highway Administration.
- Yang, J, TR Miller, N Zhang, B LeHew, and C Peek-Asa. (2014). Incidence and cost of sexual violence in Iowa. *American Journal of Preventive Medicine*, 47(2), 198-202.
- Zaloshnja, E, and TR Miller (2007). *Unit Costs of Medium and Heavy Trucks*, (Report No. FMCSA-RRA-07-034). Washington, DC: Federal Motor Carrier Safety Administration.
- Zaloshnja, E, TR Miller, E Romano, and RS Spicer. (2004). Crash costs by body part injured, fracture involvement, and threat to life severity, United States, 2000. *Accident Analysis and Prevention*, 36(3), 415–427.

APPENDIX B

Uniform Crime Reporting Program and Index Crimes

The Uniform Crime Reporting (UCR) program, established in 1930 in response to a need for reliable national crime statistics, has served as an important source for crime information in the United States (U.S.). Approximately 18,000 law enforcement agencies from cities, counties, states, tribes, universities, and federal entities voluntarily provide data to this program. Crime statistics compiled from these data are annually published by The Federal Bureau of Investigation (U.S. Department of Justice, 2016).

Offense classifications in the Summary Reporting System, Part 1 of the UCR Program are collectively known as index crimes, because they are considered quite serious, tend to be reported more reliably than other crimes, and are reported directly to the police, thus providing a meaningful overview of crime.

Originally, these Part 1 offense classifications, otherwise known as index crimes, included murder, forcible rape, robbery, aggravated assault, burglary, larceny-theft, and motor vehicle theft. Arson was added as the eighth Part 1 offense category in 1979. In 2013, the term “forcible” was removed from the offense title of “forcible rape”, and the definition was changed. The revised UCR definition of rape is:

Penetration, no matter how slight, of the vagina or anus with any body part or object, or oral penetration by a sex organ of another person, without the consent of the victim (U.S. Department of Justice, 2016).

The following table shows the offenses in the Michigan Incident Crime Report that are included in each of the Index Crime categories in this report.

| Index Crime | Offenses in Michigan Incident Crime Report |
|---------------------|--|
| Murder | Murder/Non-Negligent Manslaughter |
| Rape | Sexual Penetration-Penis/Vagina CSC 1 st degree |
| | Sexual Penetration-Penis/Vagina CSC 3 rd degree |
| | Sexual Penetration-Oral/Anal CSC 1 st degree |
| | Sexual Penetration-Oral/Anal CSC 3 rd degree |
| | Sexual Penetration- Object CSC 1 st degree |
| | Sexual Penetration-Object CSC 3 rd degree |
| Robbery | Robbery |
| Aggravated Assault | Aggravated/Felonious Assault |
| Burglary | Burglary-Forced Entry |
| | Burglary-Entry Without Force (Intent) |
| Larceny | Larceny-Pocket Picking |
| | Larceny-Purse Snatching |
| | Larceny – Theft from Building |
| | Larceny-Theft from Coin Operated Machine/Device |
| | Larceny – Theft from Motor Vehicle |
| | Larceny – Other |
| Motor Vehicle Theft | Motor Vehicle Theft |

Reference

U.S. Department of Justice. (2016). *Crime in the United States, 2015*. Washington DC: Federal Bureau of Investigation.