

# Join us for a tour of the Michigan DNR Outdoor Adventure Center!



**OUTDOOR ADVENTURE CENTER**



# Parking Lot



From the parking lot, you can see the bright green DNR logo on the building.



# Outside View of Building

The entrance to the building is right under the DNR logo. You can rest on the benches in front of the building before entering.





# Front Desk



When you arrive, you will see the front desk. The staff will greet your group and take payment.

You can take a map to help choose where you'd like to go.

Headphones can also be requested from this desk if you think the sounds are too loud.



# Take a picture with the Black Bear

Near the front door, many people like to stop and take a picture with this bear. It is real, but no longer alive. It is harmless. You can take a picture with the bear, if you'd like.





# Welcome



The “Welcome Sign” will direct you to the first exhibit area! When you enter, you may hear animal sounds like birds chirping. These sounds come from speakers to make it sound like you are outside.

During special events with “My Turn,” these sounds are turned off.

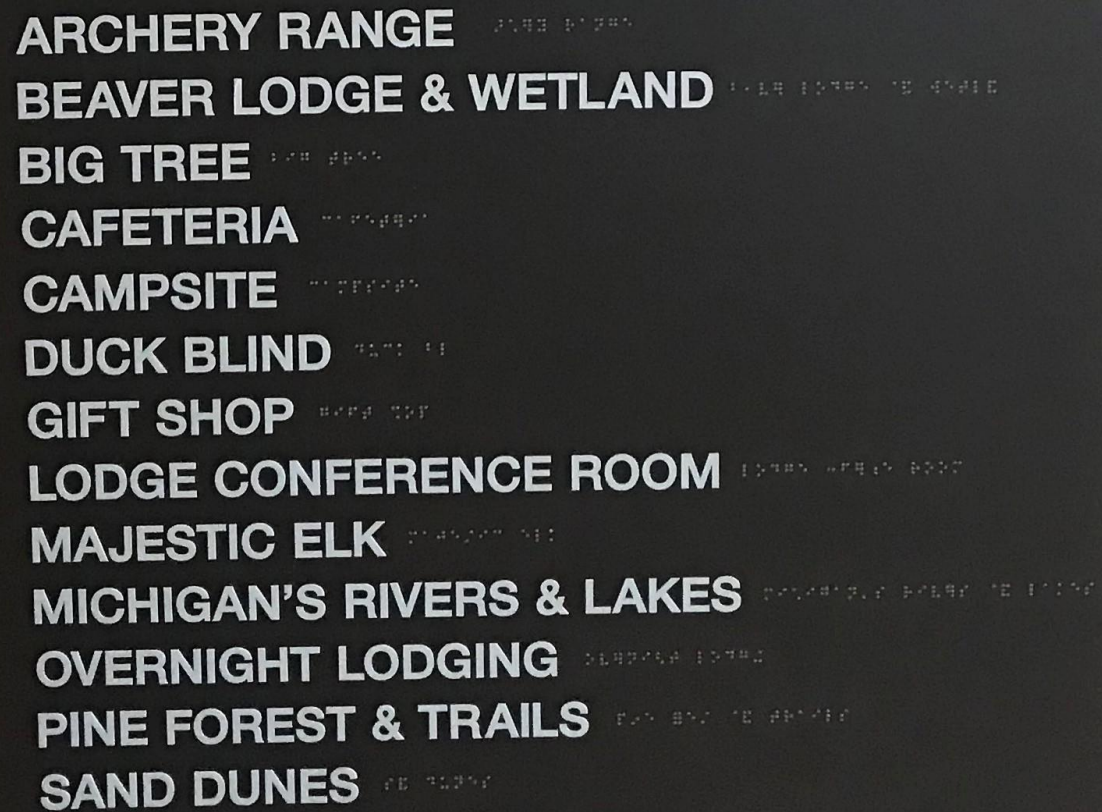
# Locker Room

To the right of the entrance, lockers are available to put any valuables. Public coat racks are also available inside near the cafeteria.





# First Floor Areas



**ARCHERY RANGE**  
**BEAVER LODGE & WETLAND**  
**BIG TREE**  
**CAFETERIA**  
**CAMPSITE**  
**DUCK BLIND**  
**GIFT SHOP**  
**LODGE CONFERENCE ROOM**  
**MAJESTIC ELK**  
**MICHIGAN'S RIVERS & LAKES**  
**OVERNIGHT LODGING**  
**PINE FOREST & TRAILS**  
**SAND DUNES**

The different areas of the first floor are listed on this sign.



# Majestic Elk Exhibit

The first thing you will see is an elk. It is not real, but it was made to look like a real elk from Northern Michigan.





# Campfire Circle



Behind the elk is a campfire area. Speakers in the campfire make it sound real. The t.v. screen will show pictures of people enjoying the outdoors in Michigan.

This area is usually a quiet space where you can come to sit if you need to rest.



# Michigan's Rivers and Lakes

This is an area that you can learn about the Great Lakes and see a sculpture with several animal carvings.

There are also geese hanging from the ceiling.

You may be able to hear the geese calls coming from the speakers.



# Restrooms



Across from the campfire circle, you will find one of the restroom areas.



# Cafeteria

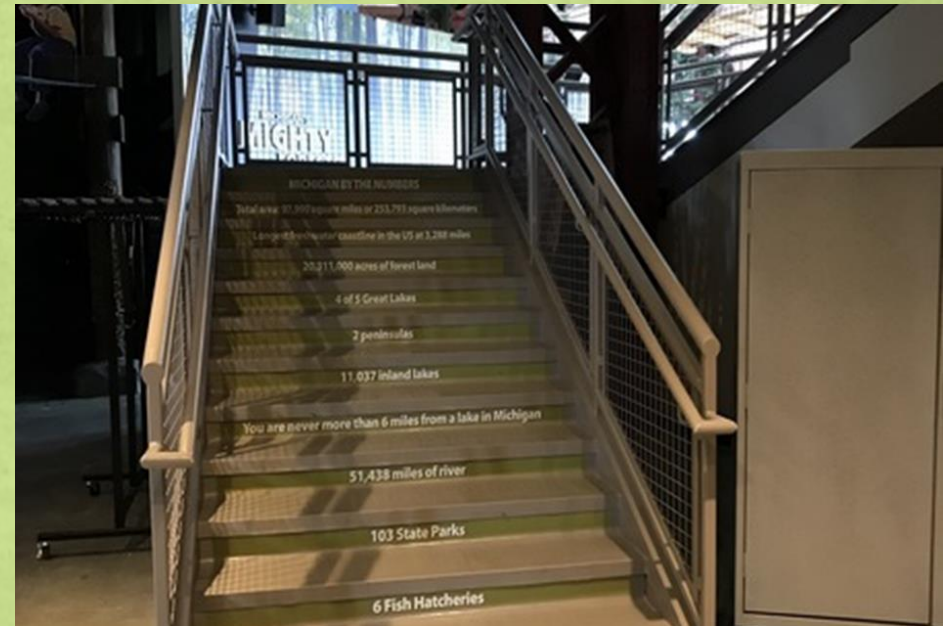

If you bring a lunch or snack, you can eat it in the Cafeteria during your visit.





# Second Floor


You can take the elevator or stairs to the Second Floor.





# Underwater Michigan and Aquarium

This area is designed to look like you are underwater. When you look up, you will see people fishing and fish hanging from the ceiling.



# Overnight Lodging

You will see a large map of Michigan as you enter the campground exhibit.





# Camping Exhibit



You can play checkers outside of the yurt, just like you are camping outside.

# Discover a Yurt!

This is the inside of an actual yurt! Some campgrounds have yurts that you can rent instead of bringing your own tent.





# Michigan Watersports!



Outside the yurt, you can discover a fishing boat and a kayak.

# Kayaking

You can sit in the kayak to feel what it's like to ride in a real kayak or you can get a close up look.





# Fishing Boat



You can sit in the fishing boat and hold the fishing rod to see what it feels like to catch a fish.

# Waterfall

After leaving the fishing boats, you will enter the area where the waterfall flows down into the stream below.

If you visit during a “My Turn” event, the waterfall will be turned off.





# Pine Forest and Trails





# Waterfall



Above the waterfall, you can see several examples of Michigan wildlife. They are real, but not alive anymore.



# Duck Blind

In the duck blind, you can touch the picture of each bird and it will appear on the wall in front of you. You can also hear the bird's call.





# Beaver Lodge and Wetlands



You can crawl inside the beaver dam to get an up-close view! These beaver are real, but not alive anymore.



# Tent Camping in Michigan

You can crawl inside the tent, cook some lunch on the fire, or sit in the chairs and relax just like if you were camping Up North!



# Tree House



This tree has a built-in slide and a hollow trunk with steps that you can climb to the second floor!



# Tree House

These steps on the tree lead to the slide.



# Tree House



This is the opening to  
the tree trunk that leads  
to the second floor



# Bear Den

Next to the tree, you will find this bear den that you can crawl into. The screen inside shows a video bear sleeping that wakes up and roars.



# Stairs to second floor

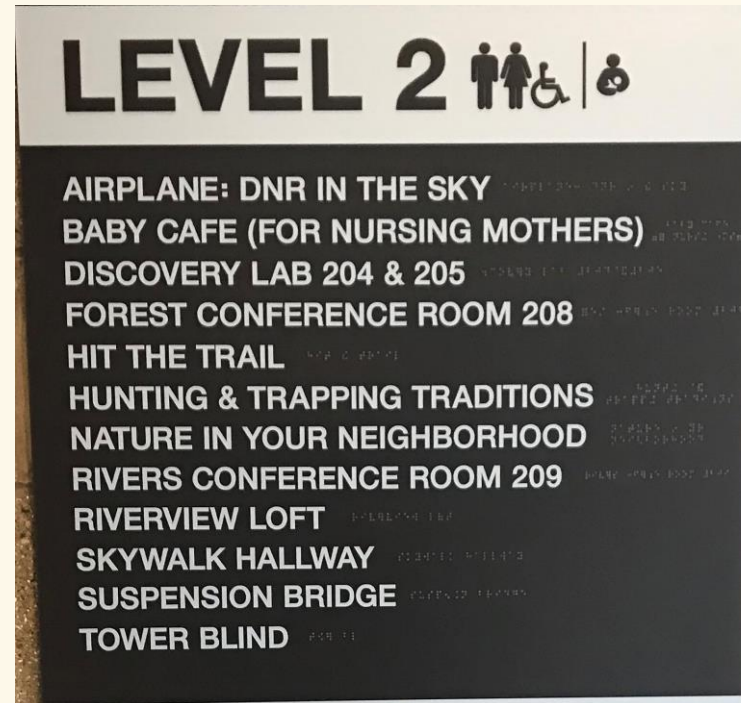


Don't miss the interesting Michigan facts as you climb the stairs to the second floor!



# Second Floor Areas

This sign provides a list of the exhibit areas on the second floor. The Conference Rooms, Riverview Loft and Discovery Labs are not open to the general public.



# Nature in Your Neighborhood

At the top of the stairs, you can plant vegetables in this raised garden bed.





# Energy saving house



This house has examples of how to reduce energy consumption.

# Energy saving house

You can also prepare a meal in the kitchen.





# Top of tree



Once you climb to the top of the tree, you will need to wait for your grown-up to meet you.

Then, you can cross the bridge or walk around to the rest of the second floor.



# Suspension bridge


This bridge is the same as some bridges that cross over a river. When you walk on it, you will feel the bridge move.

If you don't like the feeling, you can walk around to the other side.





# Smokey Bear



You can take a picture with Smokey Bear. He is a stuffed animal – he doesn't move or talk.



# Airplane: DNR in the Sky

At this exhibit, you can sit in the airplane and pretend you are driving!





# Tower Blind



When you enter this exhibit, you can get a close up view of the animals above the waterfall, just like if you were in a deer blind using binoculars.



# Hunting and Trapping Traditions

At this station, you can touch and feel the fur of many mammals. Open the drawers to discover more about the animals!





# Shooting practice



Across from the deer blind, you can practice hunting animals or target shooting with a laser gun.



# Baby Café – Quiet Space



On the second floor, near the bathrooms, there is a quiet room for sitting and rocking if you need to take a break.



# Ride a snowmobile

This snowmobile moves up, down and side-to-side to provide a the feeling of riding in the outdoors.





# Ride an All Terrain Vehicle



This ATV moves up, down and side-to-side to provide a the feeling of riding on a trail.



# Biking in Michigan

In this area, you can race against a friend on bikes to see who finishes first.





# Stairs to third floor



More Michigan facts on the steps will lead you to the third floor!



# Fly like an eagle!

These images were captured by a drone to view areas of Michigan just like an eagle sees them.





# Picture Yourself in an Eagle's Nest!



When you stand in front of the eagle's nest, the camera in the tree will take a picture of you which you can have emailed to your parents!