

Welcome!

September 25, 2024

1:00 PM - 2:00 PM



Opioid Settlement

Technical Assistance Learning Series

Bridging the Gap Between Data and Exhibit E



HOUSEKEEPING ITEMS

- This Zoom event will be recorded
- Participants will be on mute when presenters are speaking
- To ask a question, please use the Chat or QA feature
- There will be a quick survey for attendees to provide feedback at the end
- Any follow-up questions or requests for the Technical Assistance Collaborative (TAC), please email: MDHHS-opioidsettlementhelp@michigan.gov



ABOUT THE TAC

As announced in April of this year, Michigan's three largest public research universities will work together as part of a technical assistance collaborative to offer local governments assistance in developing abatement strategies to address the ongoing opioid epidemic, which resulted in more than 3,000 deaths statewide in 2021.

This monthly series of educational webinars is a main focus of the TAC's efforts, and will be offered to communities around the state in an effort to share information surrounding best practices for opioid related issues. The goal of this series is to assist county, city and township officials who have received settlement funding and are involved and/or interested in learning more about evidence-based practices and strategies to help remediate opioid overdoses in their communities.



PRESENTER

- John Bulat, Data and Policy Analyst, University of Michigan Poverty Solutions



BRIDGING THE GAP BETWEEN DATA AND EXHIBIT E

Opioid Settlements and Exhibit E

- See [State's website](#) for webinar recordings and notes
- Lots of resources on spending guidance
 - [Primer on Spending Funds from the Opioid Litigation](#)
 - Johns Hopkins Bloomberg School of Public Health
 - [Evidence Based Strategies for Abatement of Harms](#)
 - Legal Action Committee (via [Rand link](#) on State's page)
 - Summaries (fact sheets) for each chapter as well cost estimates for interventions

Community Needs Assessment

- Previous webinar (May 16th, 2023) - [Determining Local Needs and Assets through Engaged Community Assessment](#)
- Discussed the importance of engaging the local community to understand local needs and assets
- While they emphasized that existing data is only a small part of the overall picture, they note that it is a good place to start

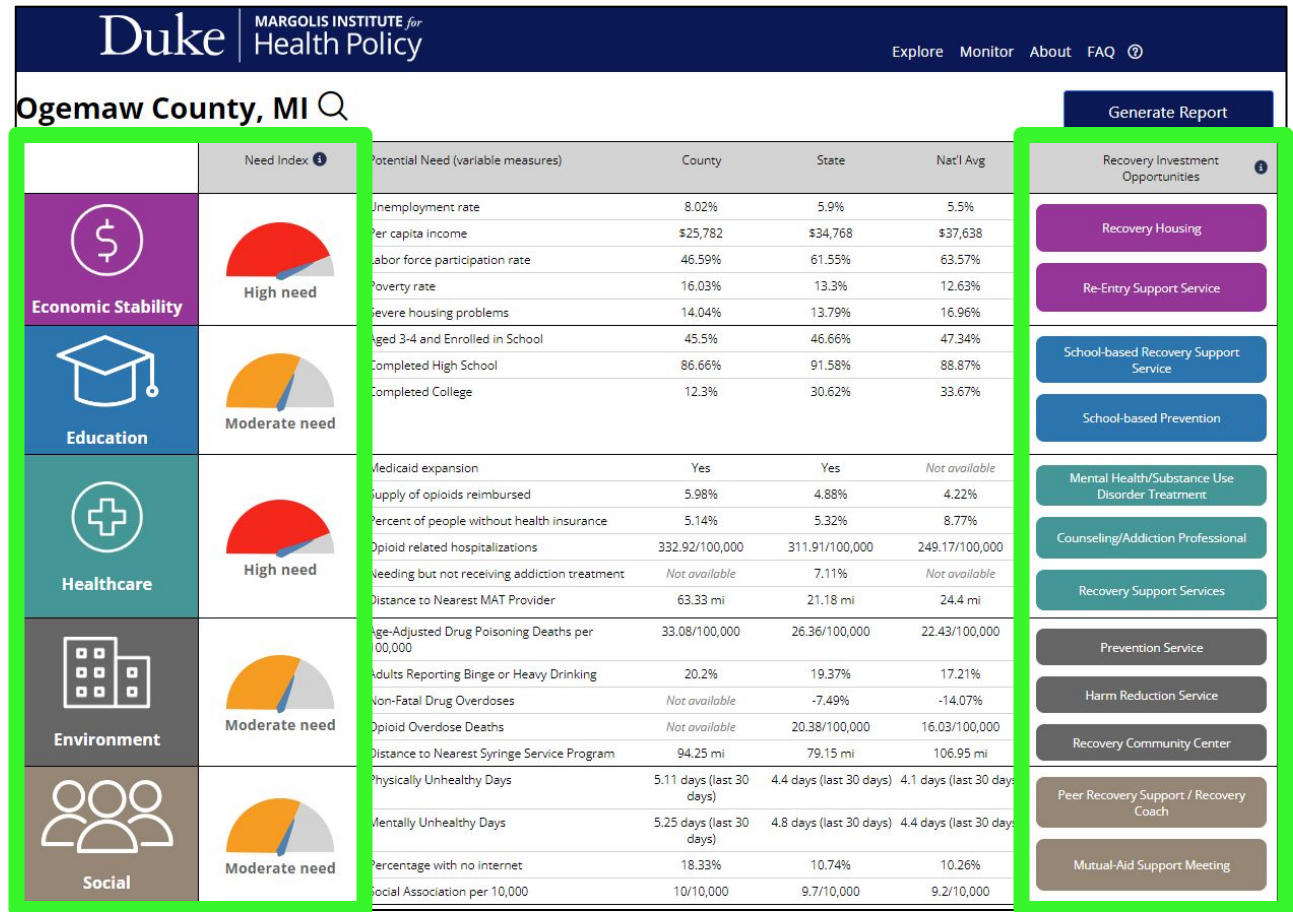


Available Data Tools

Available Data Tools

Margolis Institute for Health Policy

(Duke University)



Available Data Tools

Recovery Ecosystem Index Map

(NORC & East
Tennessee State
University)

Luce County, MI

Recovery Ecosystem Index Score

1.0

5,442 Population (Rural)

Hover over a variable in the data table, and its definition will appear below

Select data table: Recovery Ecosystem Index Scores

Print Data Tables

Component	Score	Sub-Component	Luce County, MI	Michigan	United States
Substance Use Disorder (SUD) Treatment	2	Substance Use Treatment Facilities per 100k	0.4	4.3	4.2
		Average Distance to Nearest MAT Provider (miles)	0.5	15.0	18.4
		Mental Health Providers per 100k	0.76	336.4	340.5
Continuum of SUD Support	1	Average Distance to Nearest SSP (miles)	0.3	34.1	70.0
		NA or SMART Recovery Meetings per 100k	0.4	6.2	6.0
		Has there been a Drug-Free Communities Coalition grant recipient in the county in the past 3 years?	0	19.3%	19.4%
		Is there an adult drug court in the county?	Yes	56.6%	47.3%
		State SUD Policy Environment Score (0=lowest; 10=highest)	0	4.0	N/A
		Social Associations per 10k	0.8	9.5	10.6

State Policies:

Note: Some policy information may be outdated. Please review the Methodology & Data Sources page for more information on the source for each policy and the year the data were most recently updated.

Policy

Does the law provide protection from probation or parole violations?

Michigan

No

Does the jurisdiction have a drug overdose Good Samaritan Law?

Yes (Mich. Comp. Laws Sec. 333.7404) (Mich. Comp. Laws 333.7403)

Is reporting an overdose considered a mitigating factor in sentencing?

No

Does the state require commercial insurers to provide coverage for MOUD?

No

Does the state Medicaid plan include coverage for behavioral health supports for MOUD?

No

Does the state have an approved Medicaid State Plan Amendment to facilitate the provision of MOUD?

Yes (Michigan Medicaid St...) (Michigan Medicaid St...) (Michigan Medicaid St...)

Are licensed SUD programs required to facilitate access to MOUD programs?

No

Does state law allow for the operation of syringe service programs (SSPs)?

Yes (Mich. Comp. Laws § 333.7453 Sale of drug paraphernalia prohibited; notice; compliance.)

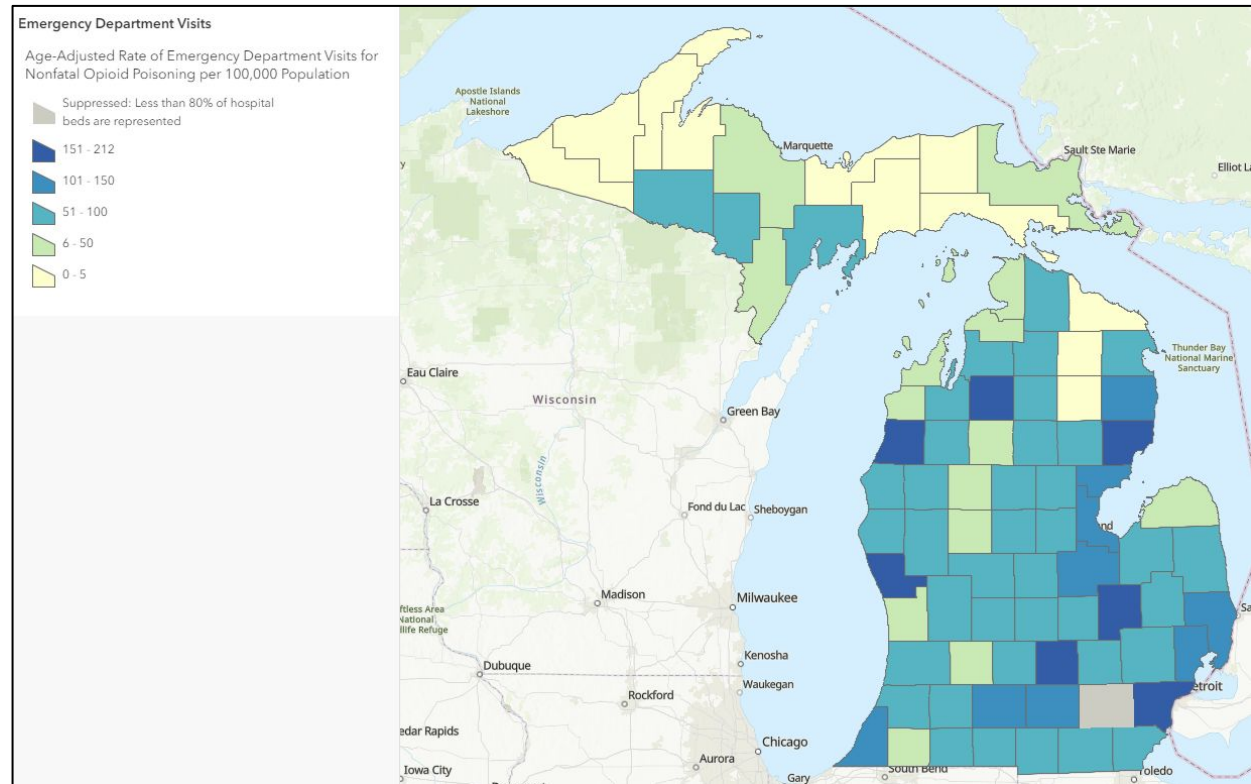
Does state law allow for the possession of syringes by SSP participants?

Yes (Mich. Comp. Laws § 333.7453 Sale of drug paraphernalia prohibited; notice; compliance.)

Available Data Tools

Michigan Opioid Crisis

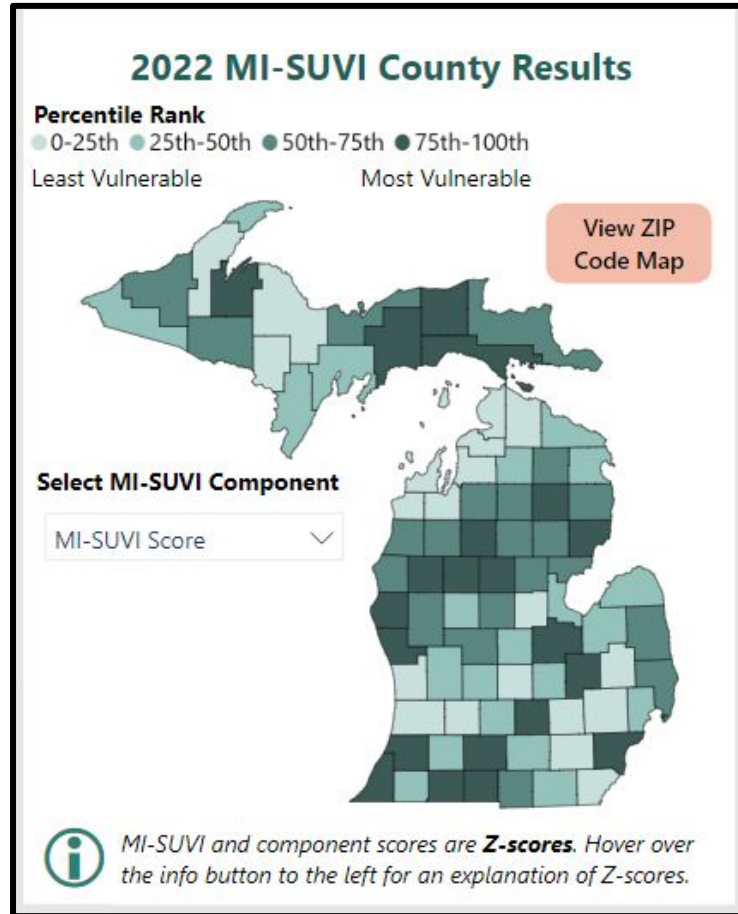
(UM Poverty
Solutions/OPEN)



Available Data Tools

Michigan Substance Use Vulnerability Index (SUVI)

(Michigan Overdose Data to
Action Dashboard - MDHHS)



County-level vs. Zip code-level Data

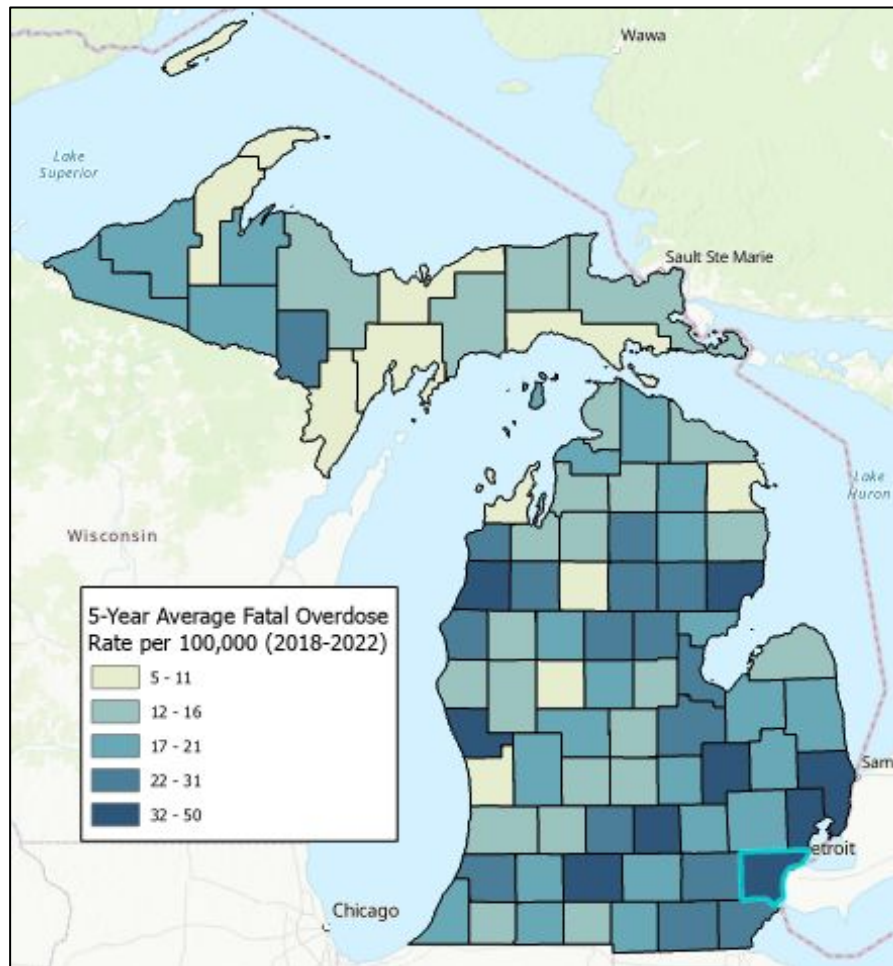
- Most of these resources are focused on county-level data.
- The factors used to determine these ranks or scores, however, may vary widely across an individual county.

Wayne County

5-Yr Average Fatal Overdose Rate*

*All Drugs

Source: Michigan Overdose to Action Dashboard
Substance Use Vulnerability Index (2022 county file)

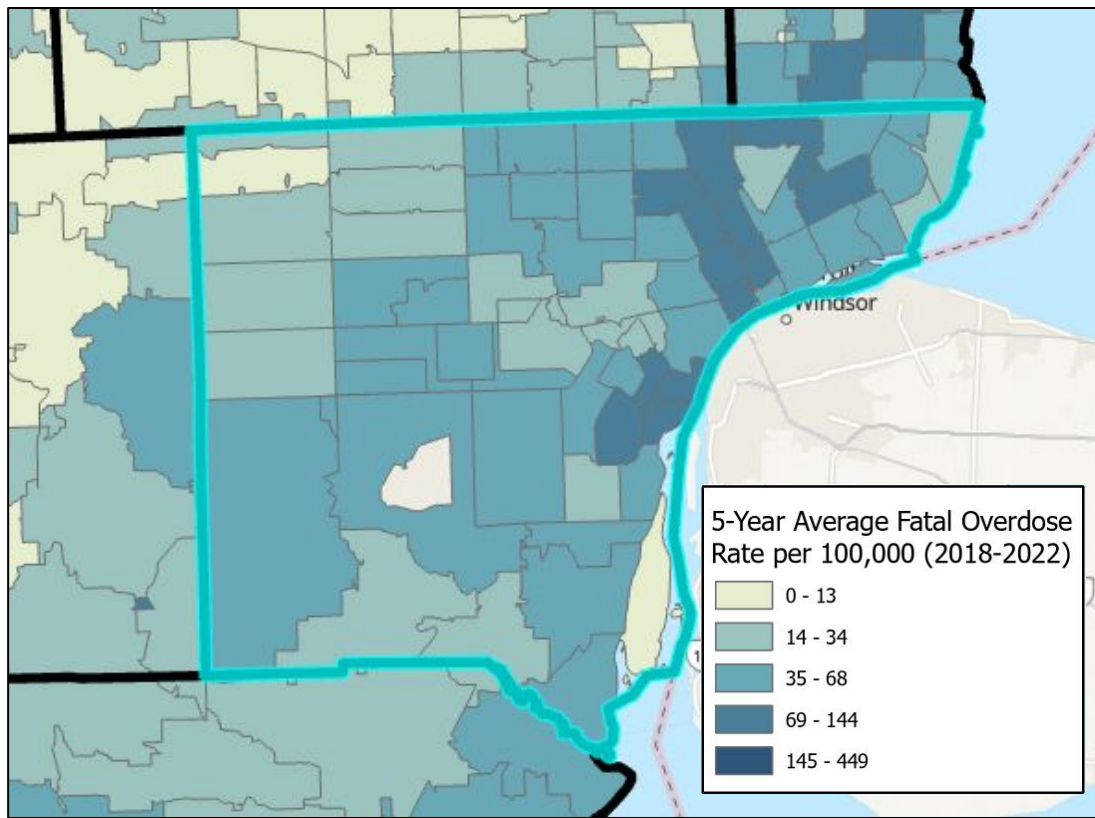


Wayne County

5-Yr Average Fatal Overdose Rate*
(Zip-code level)

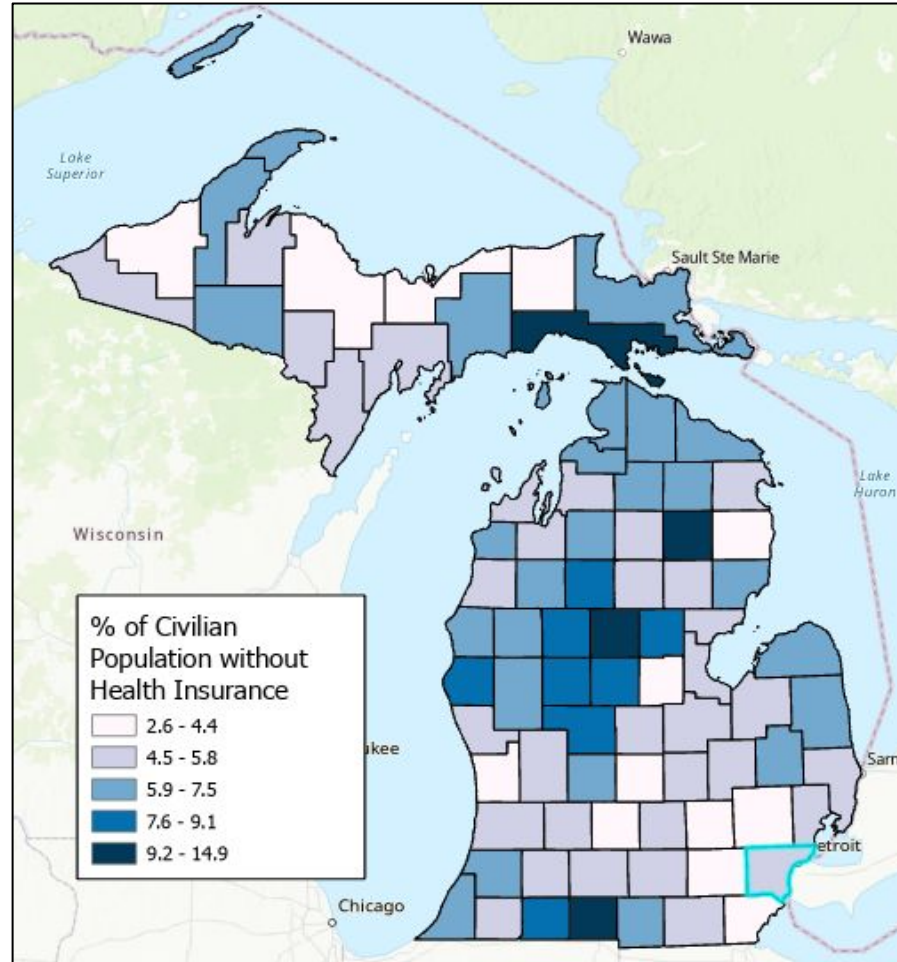
*All Drugs

Source: Michigan Overdose to Action Dashboard
Substance Use Vulnerability Index (2022 ZCTA file)



Wayne County

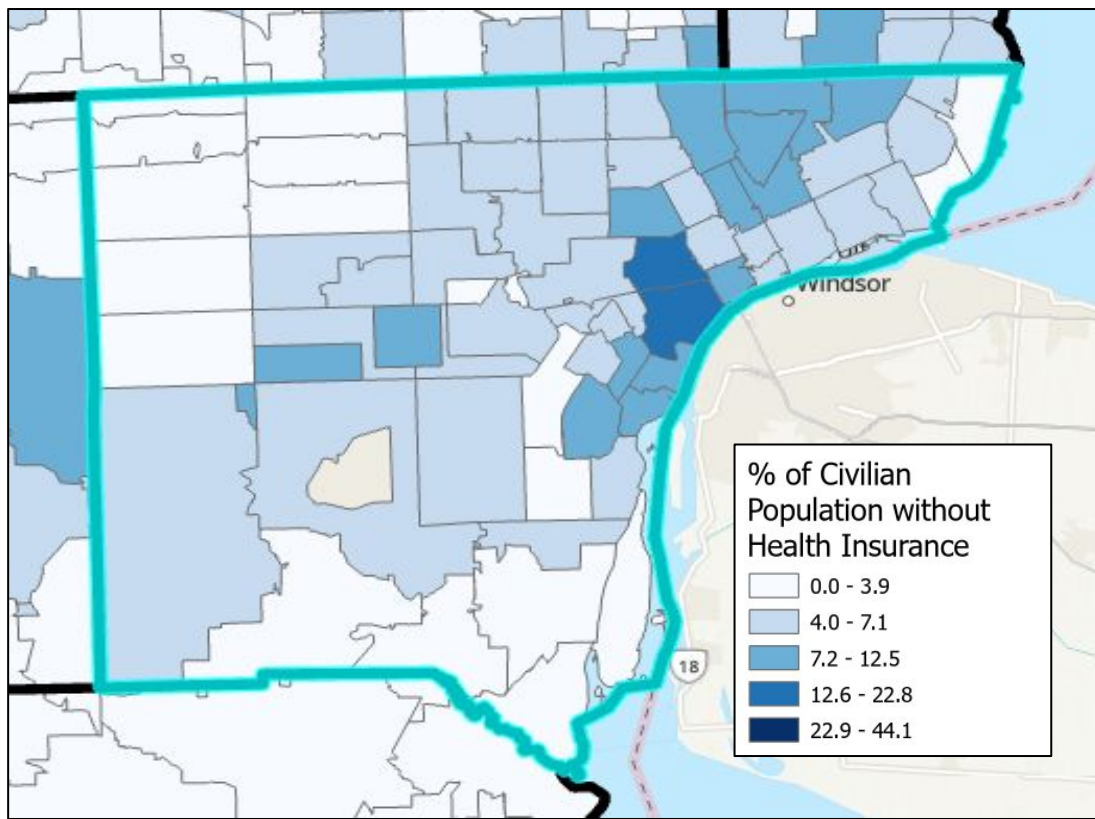
Health Insurance Coverage



Source: Michigan Overdose to Action Dashboard
Substance Use Vulnerability Index (2022 county file)

Wayne County

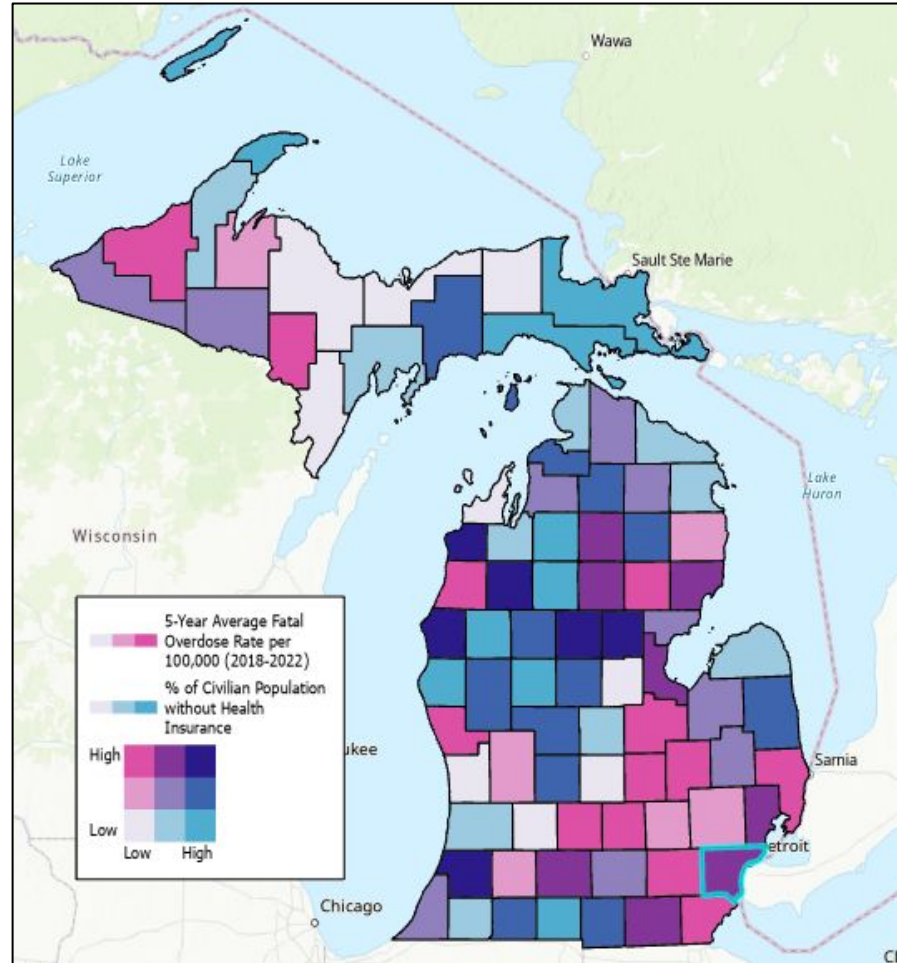
Health Insurance Coverage
(Zip-code level)



Source: Michigan Overdose to Action Dashboard
Substance Use Vulnerability Index (2022 ZCTA file)

Wayne County

Overdose Rates* &
Health Insurance Coverage

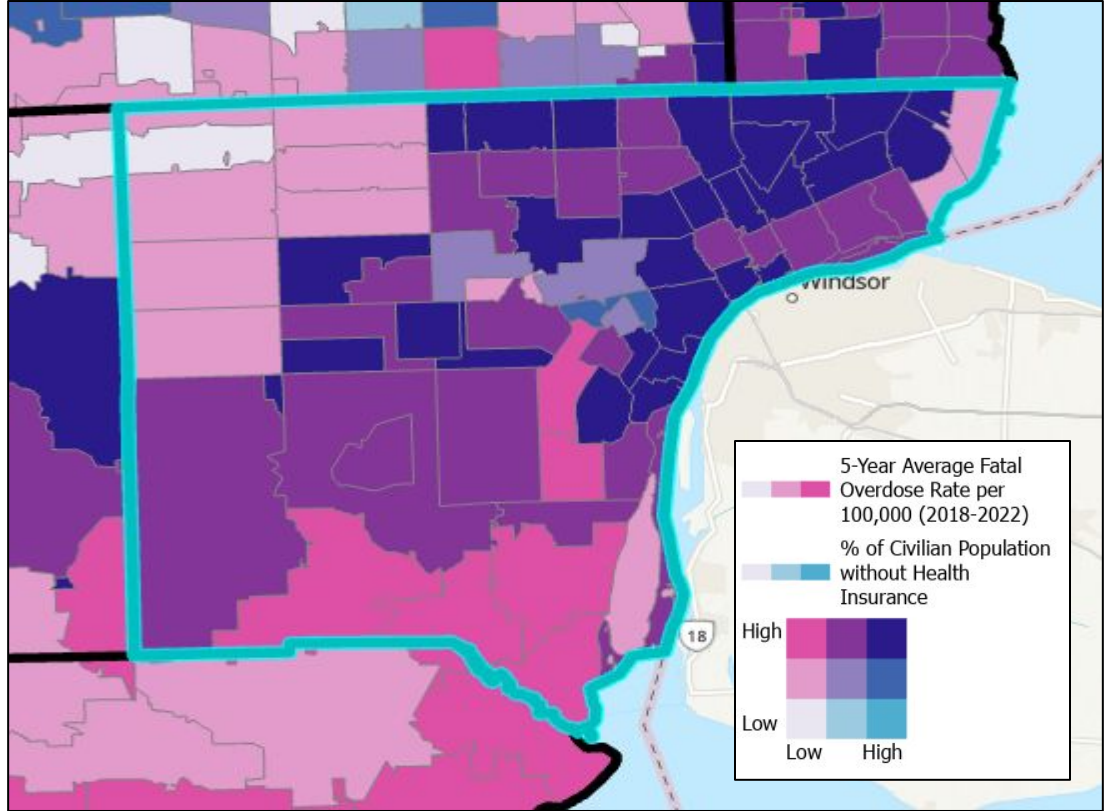


*5-Yr Average Fatal Overdose Rate – All Drugs

Source: Michigan Overdose to Action Dashboard
Substance Use Vulnerability Index (2022 county file)

Wayne County

Overdose Rates* &
Health Insurance Coverage
(Zip-code level)

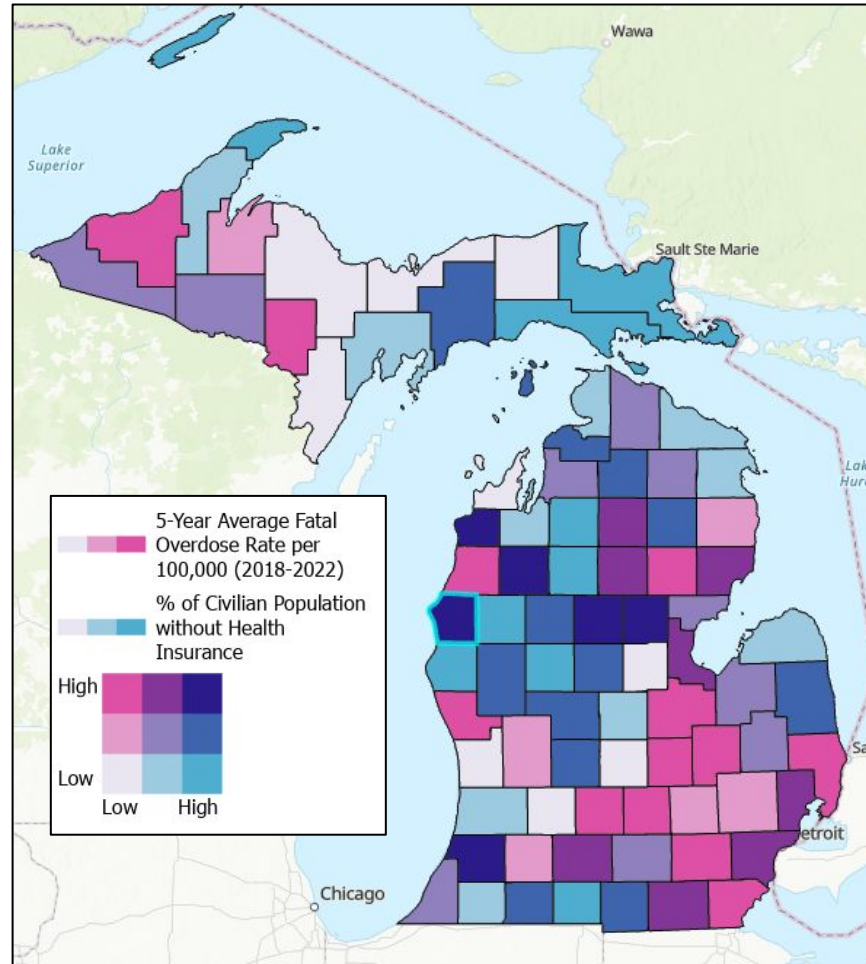


*5-Yr Average Fatal Overdose Rate – All Drugs

Source: Michigan Overdose to Action Dashboard
Substance Use Vulnerability Index (2022 ZCTA file)

Mason County

Overdose Rates* & Health Insurance Coverage

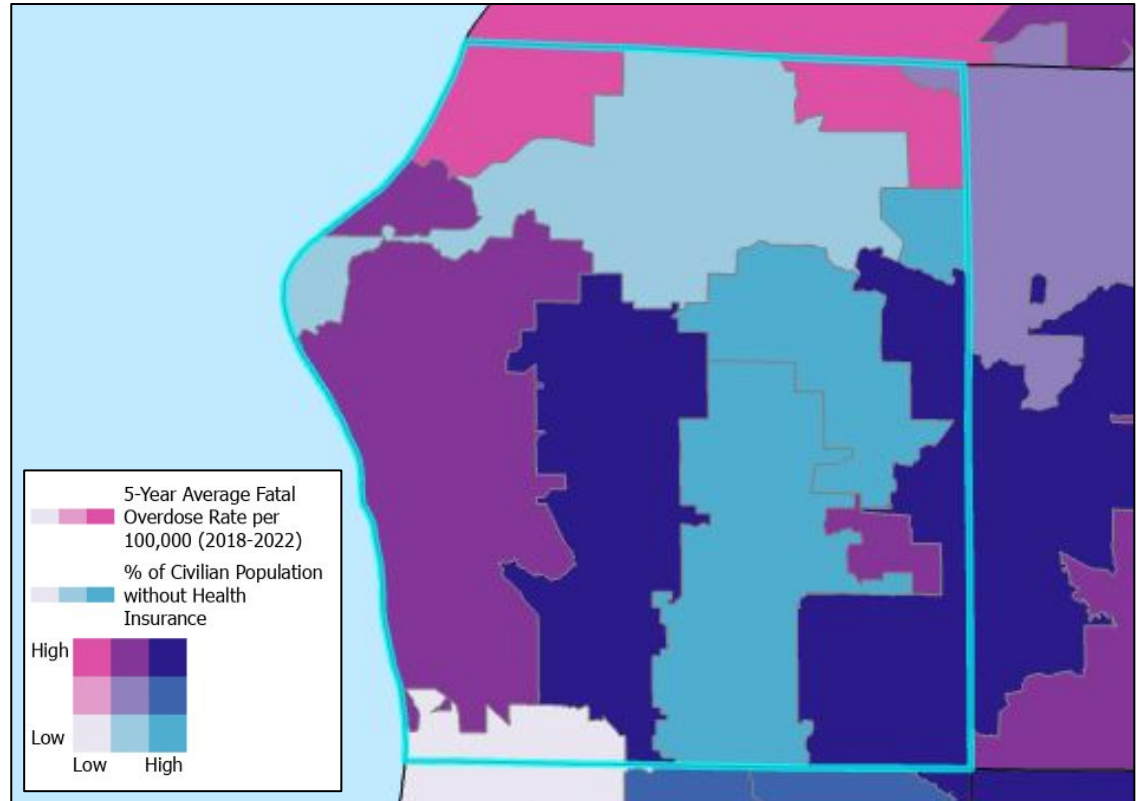


*5-Yr Average Fatal Overdose Rate – All Drugs

Source: Michigan Overdose to Action Dashboard
Substance Use Vulnerability Index (2022 county file)

Mason County

Overdose Rates* &
Health Insurance Coverage
(Zip-code level)



*5-Yr Average Fatal Overdose Rate – All Drugs

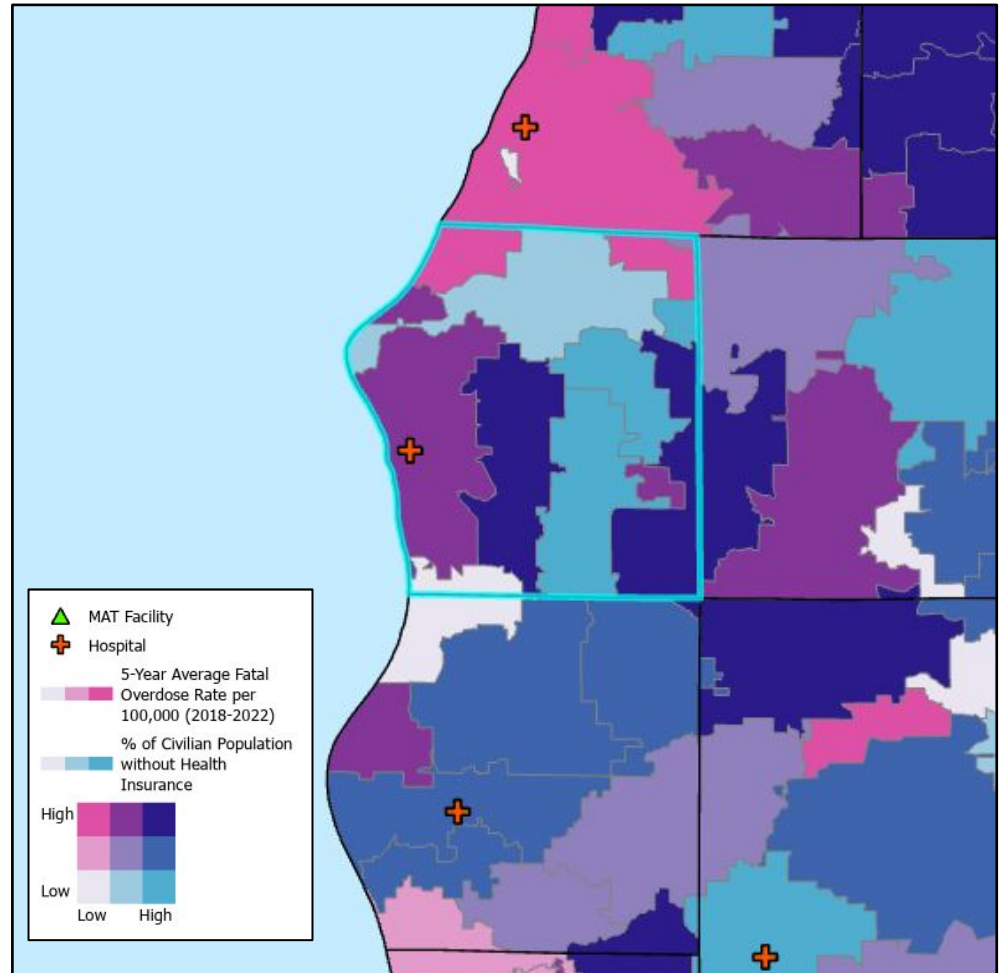
Source: Michigan Overdose to Action Dashboard
Substance Use Vulnerability Index (2022 ZCTA file)

Mason County


Overdose Rates* & Health Insurance Coverage (Zip-code level)

*5-Yr Average Fatal Overdose Rate – All Drugs

Source: Michigan Overdose to Action Dashboard Substance Use Vulnerability Index (2022 ZCTA file); MAT and hospital data taken from MI LARA (*note – the MI LARA data is from July 2022 and may not be current as of September 2024)



Takeaways

- There are many existing data sources that can take some of the guesswork out of what would be good fits for interventions
- Community needs assessments provide a clearer picture of what is happening on the ground
- Local admins/experts  Have a better sense of community fit

QUESTIONS?

For questions and to make requests to the Technical Assistance Collaborative (TAC), please email MDHHS-opioidsettlementhelp@michigan.gov

For more information about Michigan Opioid Settlement Resources, please visit <https://www.michigan.gov/opioids/opioidsettlements/resources>

