



Managed Prescription Drug Program Report

2022 Annual Report

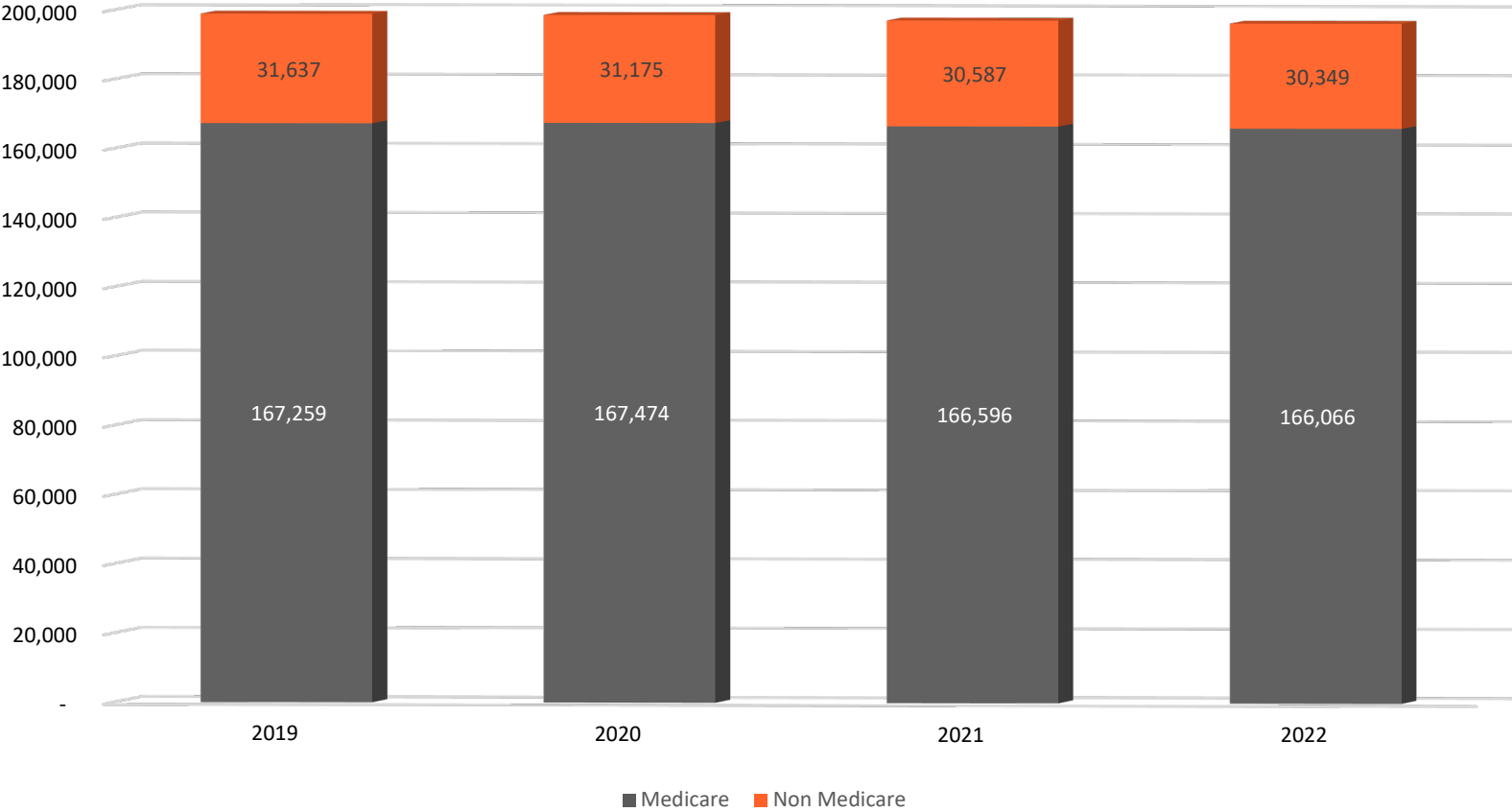
Michigan Public School Employees'
Retirement System

Presented July 13, 2023



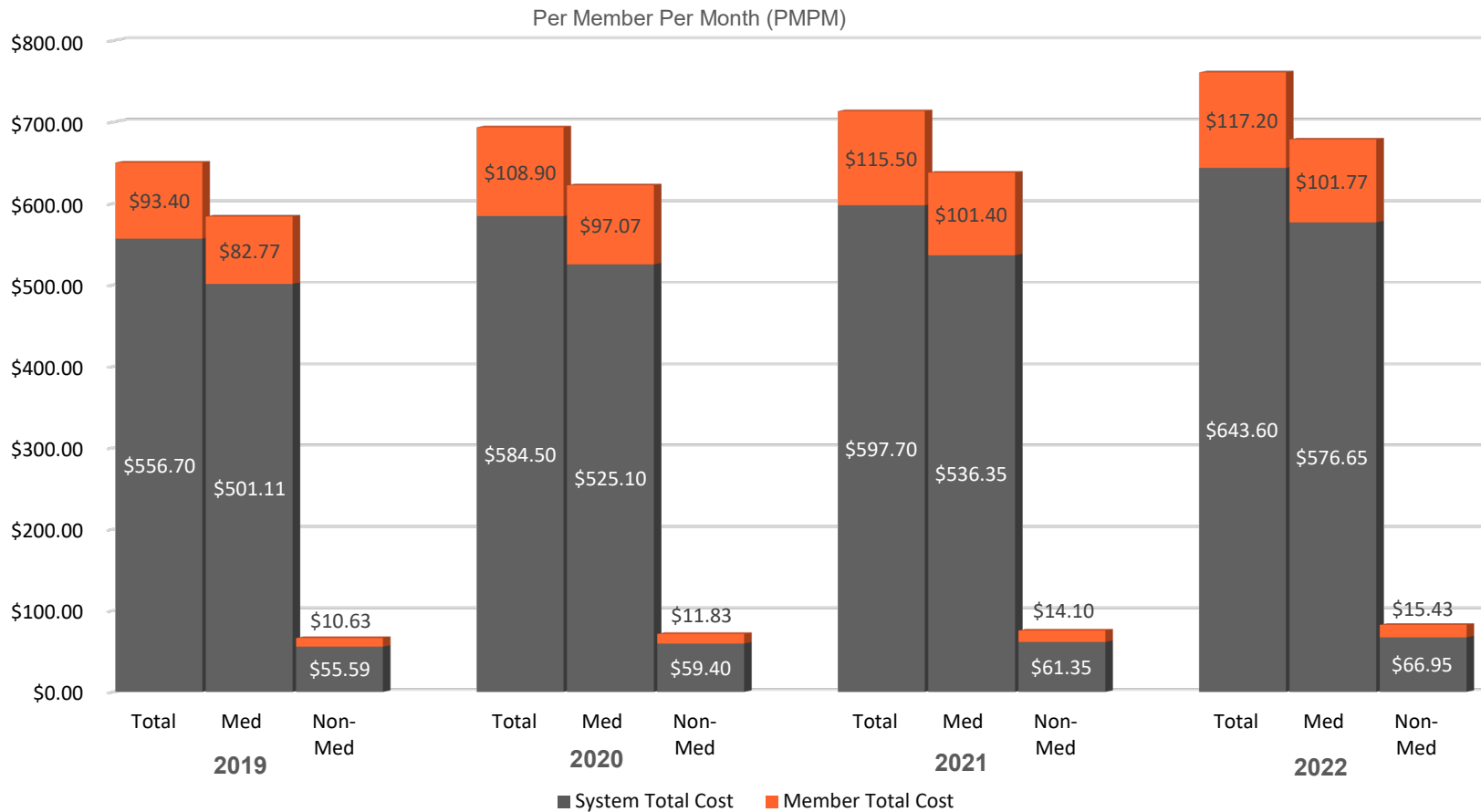
Membership

Medicare and Non-Medicare Membership

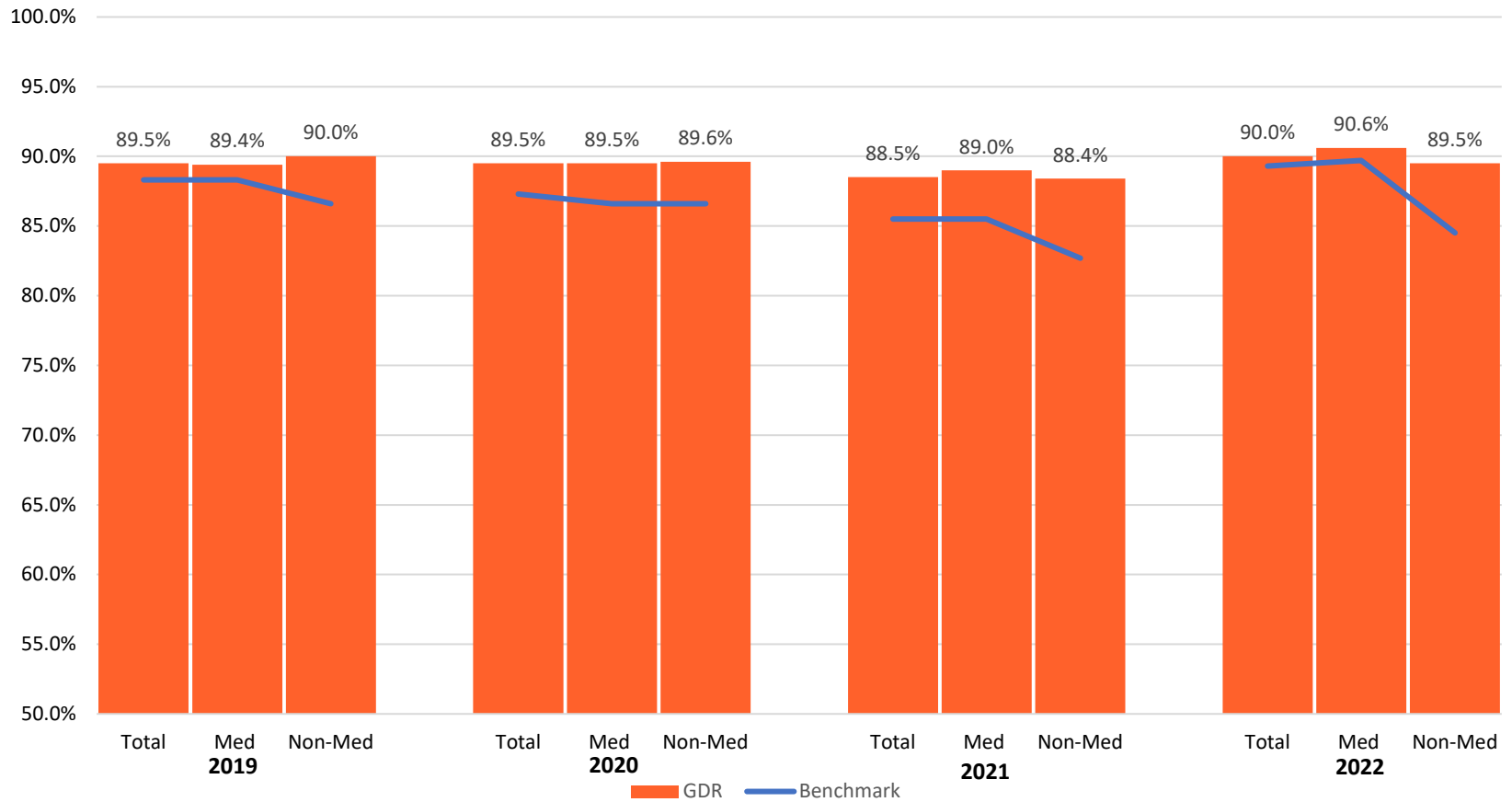


Pharmacy Trends Total

Total Prescription Cost

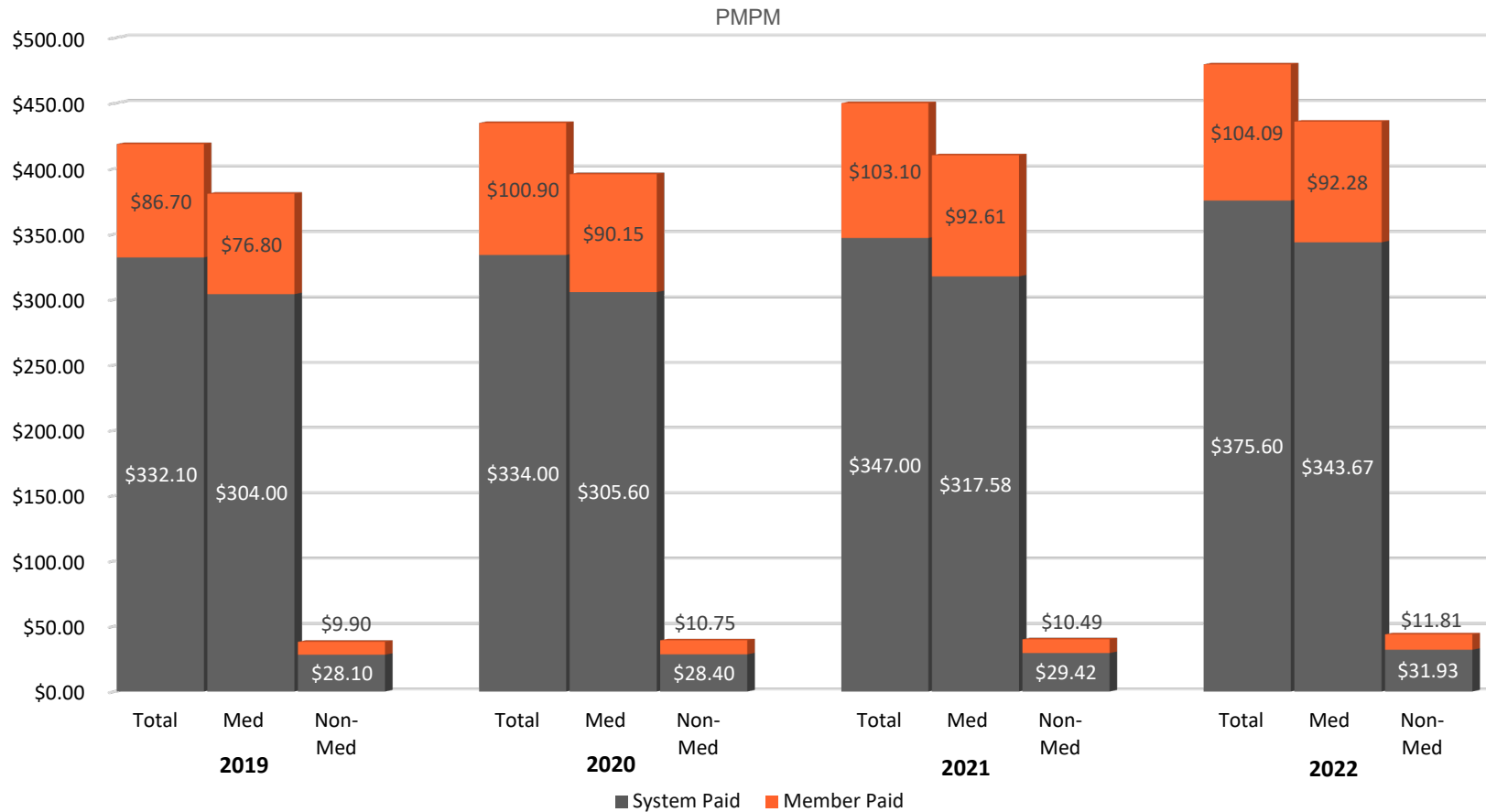


Generic Dispensing Rate (GDR)

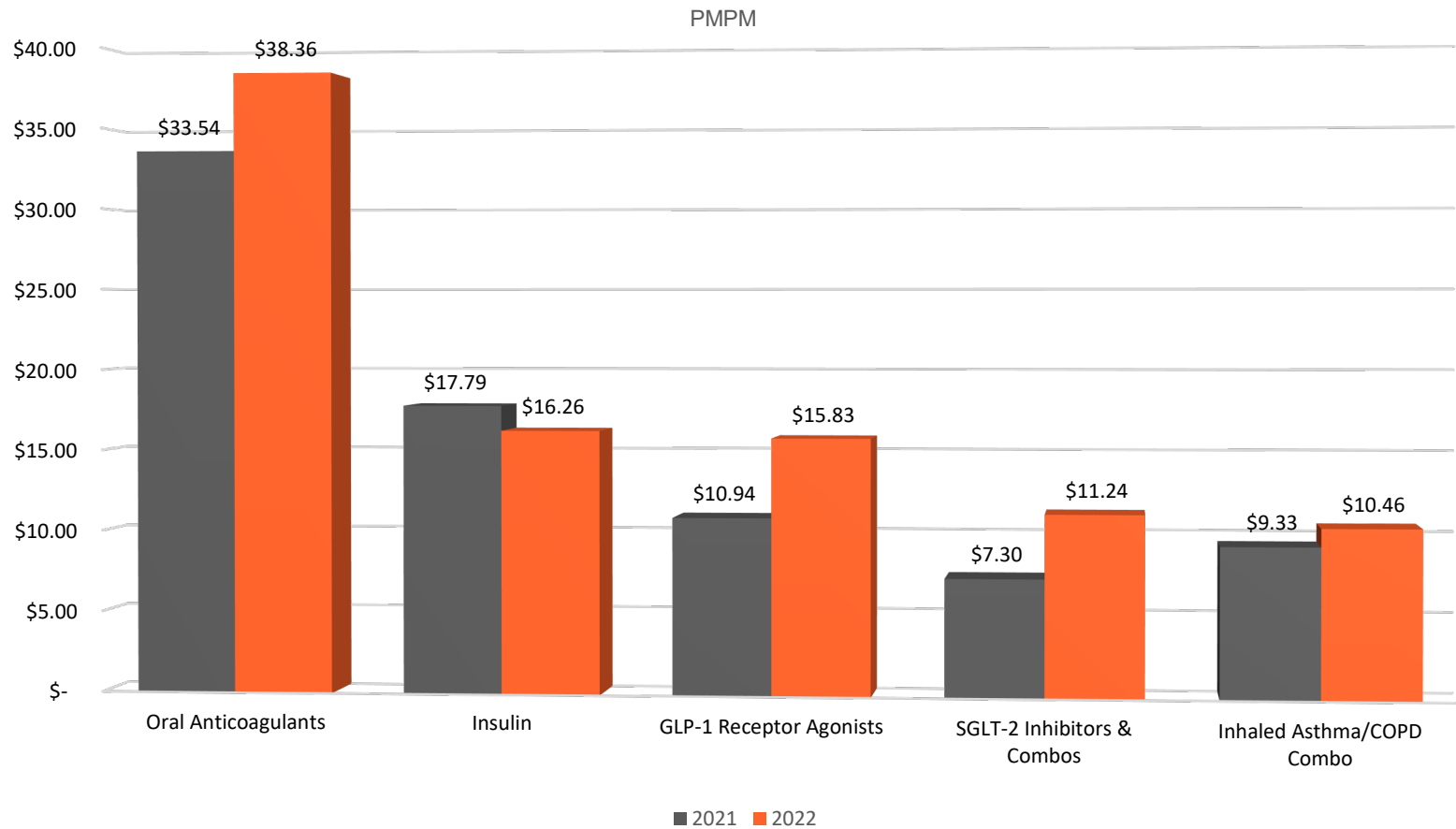


Pharmacy Trends Non-Specialty

Non-Specialty Drug Cost



Top Non-Specialty Classes by Total Cost

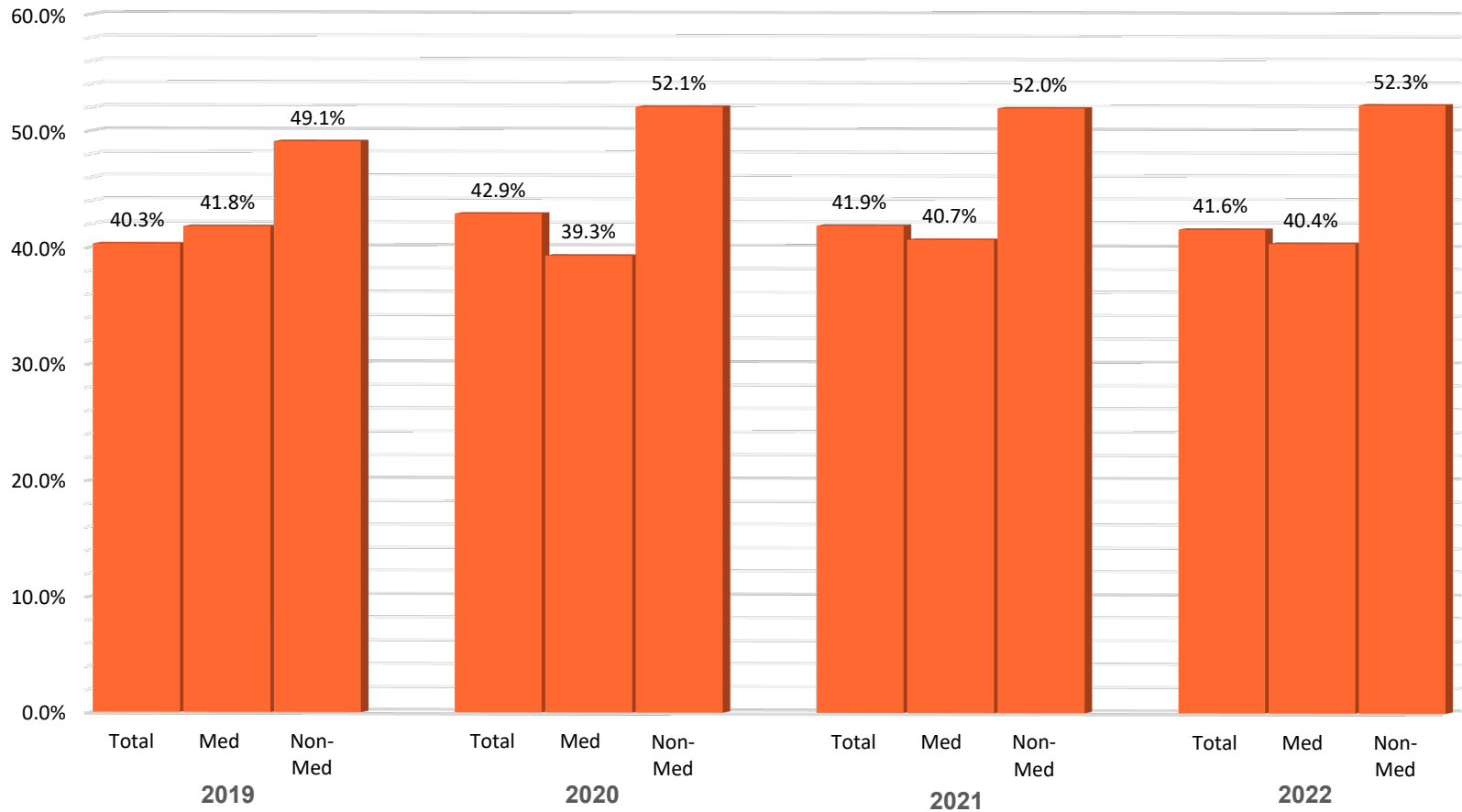


Top 10 Non-Specialty Drugs by Plan Paid

Rank	Drug Name	Therapy Class	Utilizers	Rxs	Avg Days Supply	Total Plan Paid	Plan Paid per Rx	Curr plan paid PMPM	Prev plan paid PMPM	Bench plan paid PMPM	% Trend	Top driver
1	ELIQUIS	Oral Anticoagulants	16,743	74,940	57.8	\$65,263,246	\$870.87	\$27.69	\$23.28	\$30.39	18.9%	Utlzn
2	TRULICITY	GLP- 1 Receptor Agonists	4,155	20,075	50.8	\$28,230,813	\$1,406.27	\$11.98	\$6.71	\$11.68	78.4%	Utlzn
3	XARELTO	Oral Anticoagulants	6,395	26,201	64.2	\$24,734,908	\$944.04	\$10.49	\$10.02	\$11.94	4.8%	Cost
4	JARDIANCE	SGLT-2 Inhibitors & Combos	5,361	20,170	61.0	\$20,078,668	\$995.47	\$8.52	\$5.05	\$8.24	68.6%	Utlzn
5	JANUVIA	DPP4 Inhibitors & Combos	3,853	16,198	65.0	\$15,754,590	\$972.63	\$6.68	\$6.88	\$7.43	-2.9%	Utlzn
6	LANTUS SOLOSTAR	Insulin	4,830	19,109	61.0	\$12,244,956	\$640.80	\$5.20	\$5.68	\$5.25	-8.6%	Cost
7	MYRBETRIQ	Urinary Antispasmodics & OAB Drugs	4,206	15,666	55.9	\$10,700,212	\$683.02	\$4.54	\$4.05	\$5.04	12.0%	Utlzn
6	SYMBICORT	Inhaled Asthma/COPD Combo	4,558	13,839	54.4	\$7,354,788	\$531.45	\$3.12	\$3.40	\$3.42	-8.3%	Utlzn
9	TRELEGY ELLIPTA	Inhaled Asthma/COPD Combo	2,337	8,130	50.6	\$7,242,110	\$890.79	\$3.07	\$1.59	\$3.66	93.6%	Utlzn
10	NOVOLOG FLEXPEN	Insulin	1,971	5,279	66.9	\$6,215,664	\$1,177.43	\$2.64	\$2.71	\$2.69	-2.6%	Cost

Pharmacy Trends Specialty

Specialty Drug Cost as a Percentage of Total Plan Cost

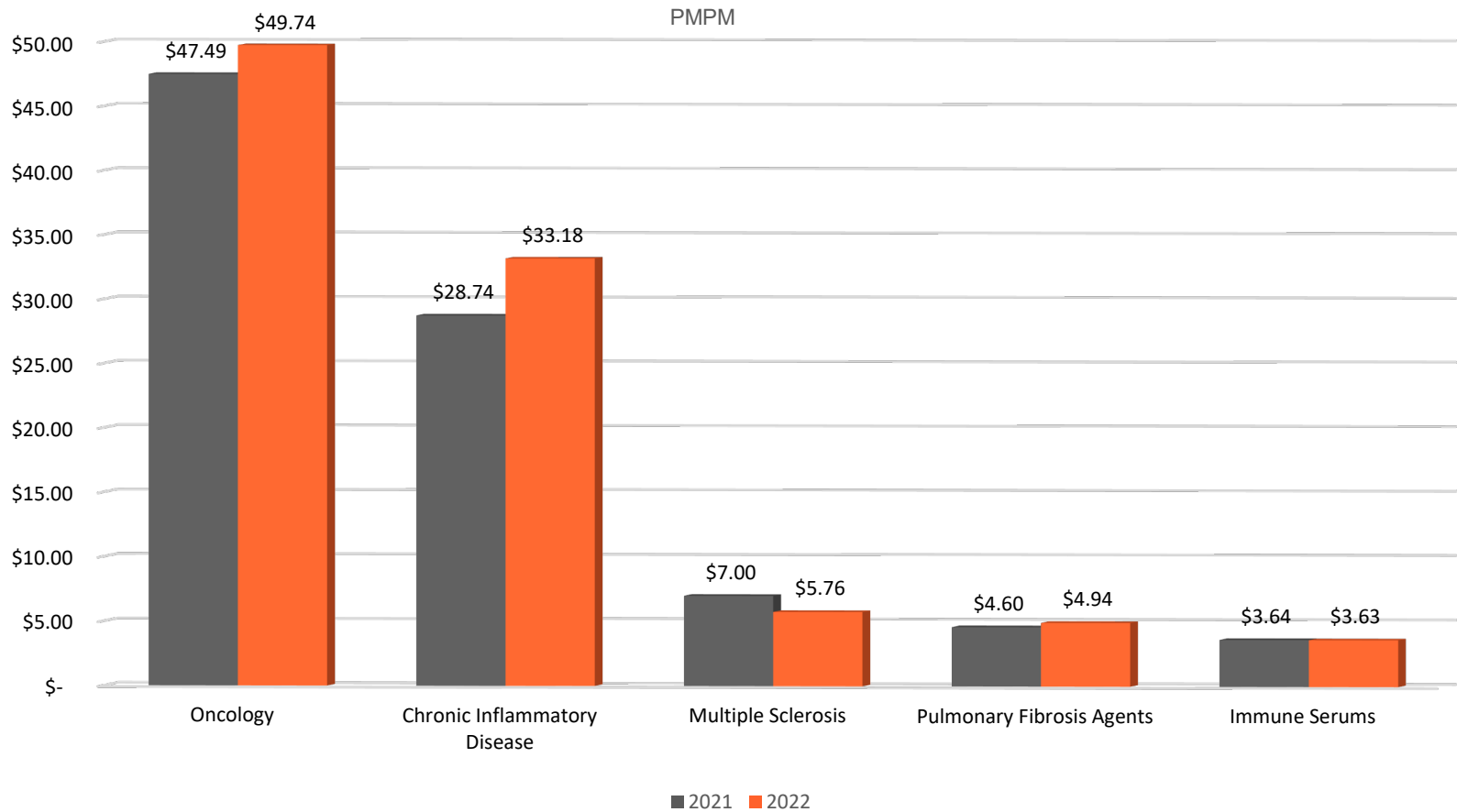


Specialty Drug Cost



*Rebates are not included in any figures

Top Specialty Drug Classes by Total Cost



Top 10 Specialty Drugs by Plan Paid

Rank	Drug Name	Therapy Class	Utilizers	Rxs	Avg Days Supply	Total Plan Paid	Plan Paid per Rx	Curr plan paid PMPM	Prev plan paid PMPM	Bench plan paid PMPM	% Trend	Top driver
1	HUMIRA PEN	Chronic Inflammatory Disease	505	3,898	29.6	\$28,236,167	\$7,243.76	\$11.98	\$10.96	\$9.38	9.3%	Cost
2	REVLIMID	Oncology	216	1,581	26.8	\$27,144,632	\$17,169.28	\$11.52	\$11.90	\$12.24	-3.2%	Utlzn
3	IMBRUVICA	Oncology	142	1,296	28.3	\$18,587,142	\$14,341.93	\$7.89	\$7.71	\$8.74	2.3%	Cost
4	ENBREL SURECLICK	Chronic Inflammatory Disease	267	2,041	28.2	\$12,720,903	\$6,232.68	\$5.40	\$5.39	\$5.52	0.1%	Utlzn
5	XTANDI	Oncology	187	979	29.8	\$11,819,911	\$12,073.45	\$5.01	\$5.34	\$5.61	-6.1%	Utlzn
6	I8RANCE	Oncology	92	595	27.9	\$8,118,292	\$13,644.19	\$3.44	\$3.24	\$3.68	6.3%	Cost
7	JAKAFI	Oncology	66	545	30.0	\$7,890,775	\$14,478.49	\$3.35	\$2.91	\$3.63	14.9%	Cost
6	OFEV	Pulmonary Fibrosis Agents	109	645	29.9	\$7,244,544	\$11,231.85	\$3.07	\$2.65	\$3.45	15.9%	Cost
9	STELARA	Chronic Inflammatory Disease	97	296	51.4	\$6,684,879	\$22,432.48	\$2.84	\$1.53	\$2.39	85.2%	Utlzn
10	ENBREL	Chronic Inflammatory Disease	132	1,023	28.7	\$6,123,570	\$5,985.89	\$2.60	\$2.77	\$2.46	-6.1%	Utlzn

Clinical Programs

Clinical Program Metrics

Program Name	CY 2022 Savings (unless otherwise noted)	CY 2022 Clinical Metrics
Orphan Drug	\$280k (Timeframe 6/1/21-5/31/22)	52 members consulted; 3 drugs discontinued
Real Appeal*	N/A	4.2% average weight loss, 91% of participants attended 4+ sessions, 4.84/5 overall survey rating
Polypharmacy*	\$37k (Program implemented 7/1/22)	2.6k members enrolled, 1.1k consultations completed, 840 interventions sent to prescriber
Vigilant Drug Program*	\$1.2M	1.2k members impacted, 351 claims switched to lower cost alternatives, 898 claims abandoned
Personalized Rx Counselor*	\$135k (Timeframe 10/1/21-9/30/22)	789 targeted medication reviews 388 comprehensive medication reviews
Medication Therapy Management**	\$5.9M	14.7k targeted medication reviews, 9.2k comprehensive medication reviews
Opioid Risk Management*	\$101k savings	7.2k prescriber interventions, 10.4k member education mailings, 81% decrease in utilization
Utilization Management	\$120.1M	37k prior authorizations, 11.9k quantity limits, 5k step therapy
PreCheck MyScript	\$151k	30% physicians utilizing PCMS, 15% alternative conversions, 601 prior authorizations avoided
Retrospective Intervention Program	\$35.7M	107.9k total interventions
Meds on Track	\$43M	100k new to therapy interventions, 586k late to refill IVR calls, 132k low adherence outreach to prescriber, 11k primary non-adherence interventions to prescriber

Ongoing Strategies

Ongoing Strategies

- Focus on lowest-net-cost approach to formulary and management programs.
- Focus on Specialty Pharmacy.
- Focus on development of member-centric benefit opportunities.
- Continue to use utilization management tools appropriately.

Thank you for your time

Appendix

Non-Specialty Drug Class Summary

Drug Class	Conditions Treated	Drug Examples
Oral Anticoagulants	Blood Clot Prevention; Stroke Prevention	Eliquis, Xarelto
Insulin	Type 1 Diabetes; Type 2 Diabetes	Humulin, Humalog, Novolin, Novolog, Lantus
GLP-1 Receptor Agonists	Type 2 Diabetes	Ozempic, Trulicity
SGLT-2 Inhibitors & Combos	Type 2 Diabetes	Invokana, Jardiance
Inhaled Asthma/COPD Combo	Asthma; COPD	Symbicort, Trelegy Ellipta

Specialty Drug Class Summary

Drug Class	Conditions Treated	Drug Examples
Oncology	Cancer	Ibrance, Imbruvica, Jakafi, Revlimid, Xtandi
Chronic Inflammatory Disease	Rheumatoid Arthritis; Crohn's Disease; Ulcerative Colitis; Psoriasis	Cosentyx, Enbrel, Humira, Stelara
Multiple Sclerosis	Multiple Sclerosis	Aubagio, Avonex, Betaseron, Kesimpta
Pulmonary Fibrosis Agents	Pulmonary Fibrosis	Ofev, Esbriet
Immune Serums	Blood Disorders; Infections; Immune System Disorders	Gammagard, Gammaplex, Hizentra

Clinical Program Overview

Program Name	Program Overview
Orphan Drug	Orphan drugs are medications developed to treat, prevent, or diagnose rare conditions affecting less than 200,000 people in the US and are typically very high in cost. This program enables expert clinical pharmacists to tailor and guide optimal orphan drug therapy for members. The program includes one-on-one coaching led by ORx pharmacists with training and expertise in orphan drugs and diseases who then collaborate with physicians to address clinical concerns and adverse medication events.
Real Appeal*	Pay for performance weight loss program using intensive lifestyle interventions to create behavioral changes targeted to prediabetic members. The program is delivered digitally with live coaches over the course of 30+ group sessions with the overall goals of weight loss, reduced risk of chronic disease, and lower healthcare costs. Members are sent letters to encourage enrollment.
Polypharmacy*	Polypharmacy is defined as the use of 5 or more chronic medications. This program utilizes analytics to identify members experiencing polypharmacy that are most likely to benefit from a prescription review. Targeted members are invited to participate in a pharmacist-led consultation that is part of a shared decision process with the prescriber. The goal of the program is to address medication overload and lower the risks and costs associated with clinically unnecessary or unwarranted treatment.
Vigilant Drug Program*	Ensures clinically appropriate medication use and minimizes drug spend by removing or restricting certain medications from coverage and driving use of lower-cost options. This program is designed to help safeguard from substantially higher-cost products that offer no additional value over other medication choices.
Personalized Rx Counselor*	Includes Comprehensive Medication Reviews with members and Targeted Medication Review interventions with prescribers.
Medication Therapy Management**	Includes Comprehensive Medication Reviews with members and Targeted Medication Review interventions with prescribers.
Opioid Risk Management*	Comprehensive solution that uses advanced analytics and evidence-based clinical rules to decrease overprescribing, prevent opioid misuse, identify and intervene with high-risk members, and support those with dependency through successful recovery. Member intervention includes educational mailings to new opioid utilizers.
Utilization Management	Program edits such as prior authorization, step therapy, and quantity limits which are put in place to ensure members meet appropriate clinical criteria before initiation of certain drug therapy.
PreCheck MyScript	In office prescriber-based tool to provide insights into member benefit coverage options to enable improvement in affordability, health outcomes, and medication adherence.
Retrospective Intervention Program	Focuses on patient safety, improving quality of care, and lowering total health care cost by targeting clinical opportunities and guiding prescribing and therapy changes.
Meds on Track	Supports medication adherence through member and provider outreach efforts including Low Adherence fax/letter to provider, New to Therapy letter to member, Primary Medication Nonadherence to fax/letter to provider, and both early and late refill reminders to member.

*Non-Medicare only

**Medicare only