



# Polly Ann State Trail

Multi-Use Rail Trail - Equestrian Map

## Cover Map

Updated: 02/06/2019  
[www.michigan.gov/equestrian](http://www.michigan.gov/equestrian)



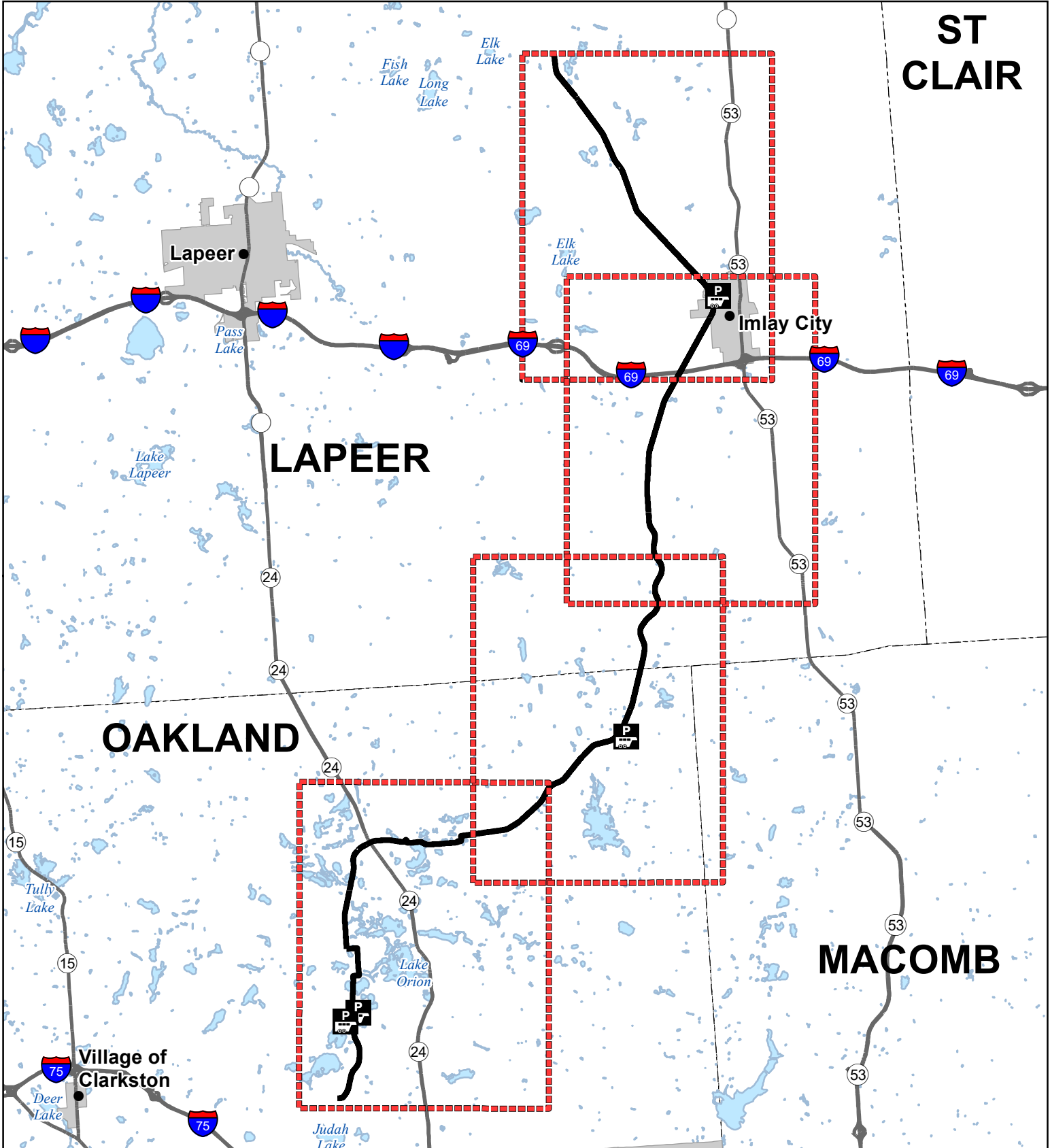
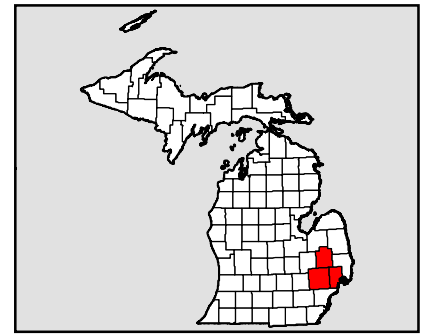
0 0.5 1 2 3 4 Miles

- Equestrian Staging Area
- City
- Polly Ann State Trail
- Highway
- Lakes and Rivers
- Map Extent
- County



[Michigan.gov/equestrian](http://Michigan.gov/equestrian)

**Please clean up after your animals!**





# Polly Ann State Trail

Multi-Use Rail Trail - Equestrian Map

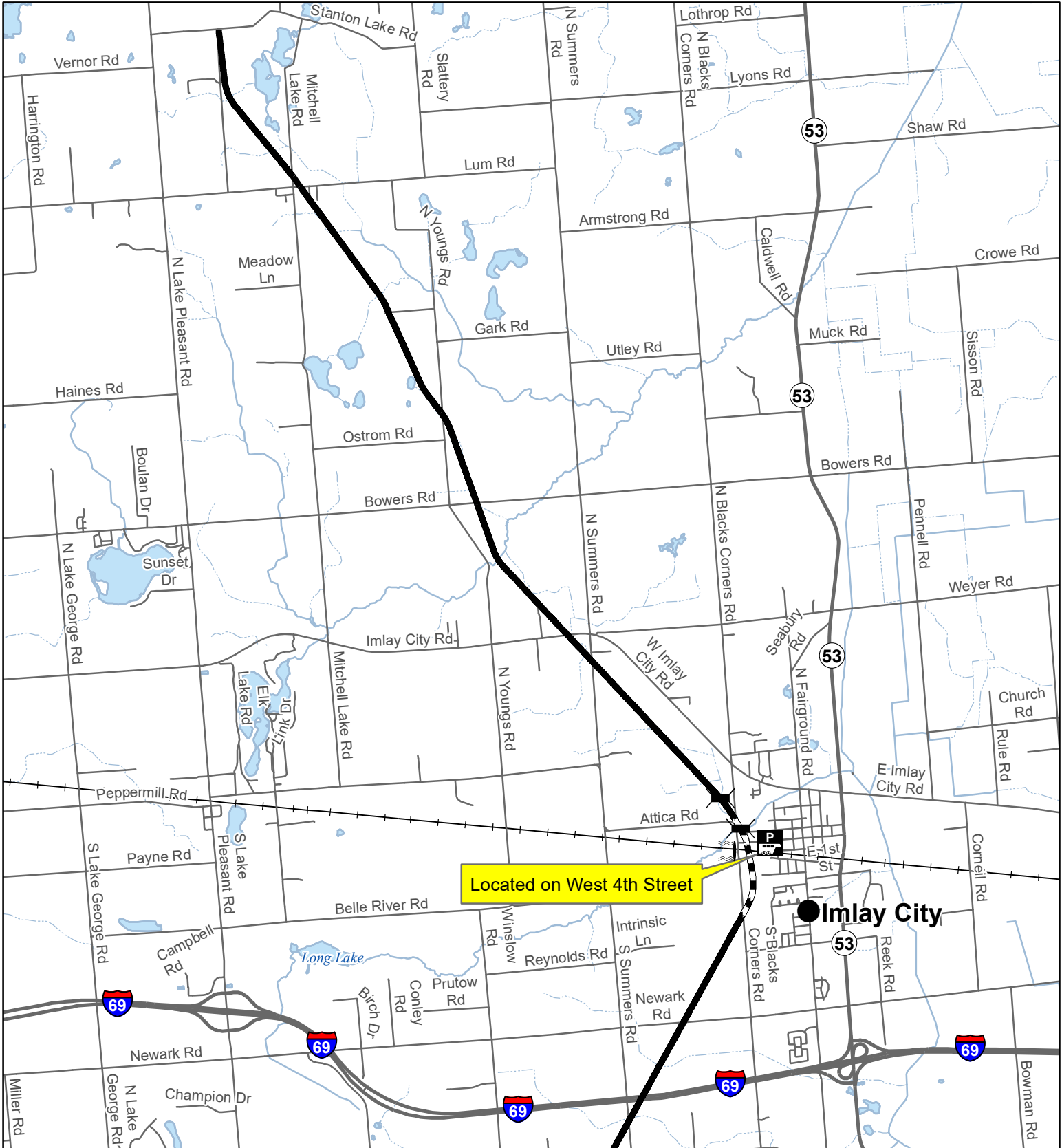
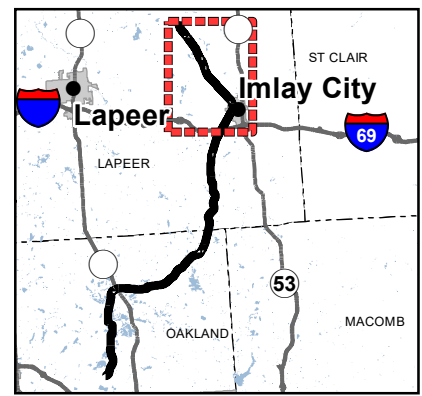
Map 1 of 4

Updated: 02/06/2019  
[www.michigan.gov/equestrian](http://www.michigan.gov/equestrian)



0 0.5 1 Miles

- Equestrian Staging Area
- Tunnel
- Bridge
- Polly Ann State Trail - Asphalt
- Polly Ann State Trail - Crushed Limestone; Grass/Turf
- City
- Railroad
- Paved Road
- Highway
- Lakes and Rivers





# Polly Ann State Trail

## Multi-Use Rail Trail - Equestrian Map

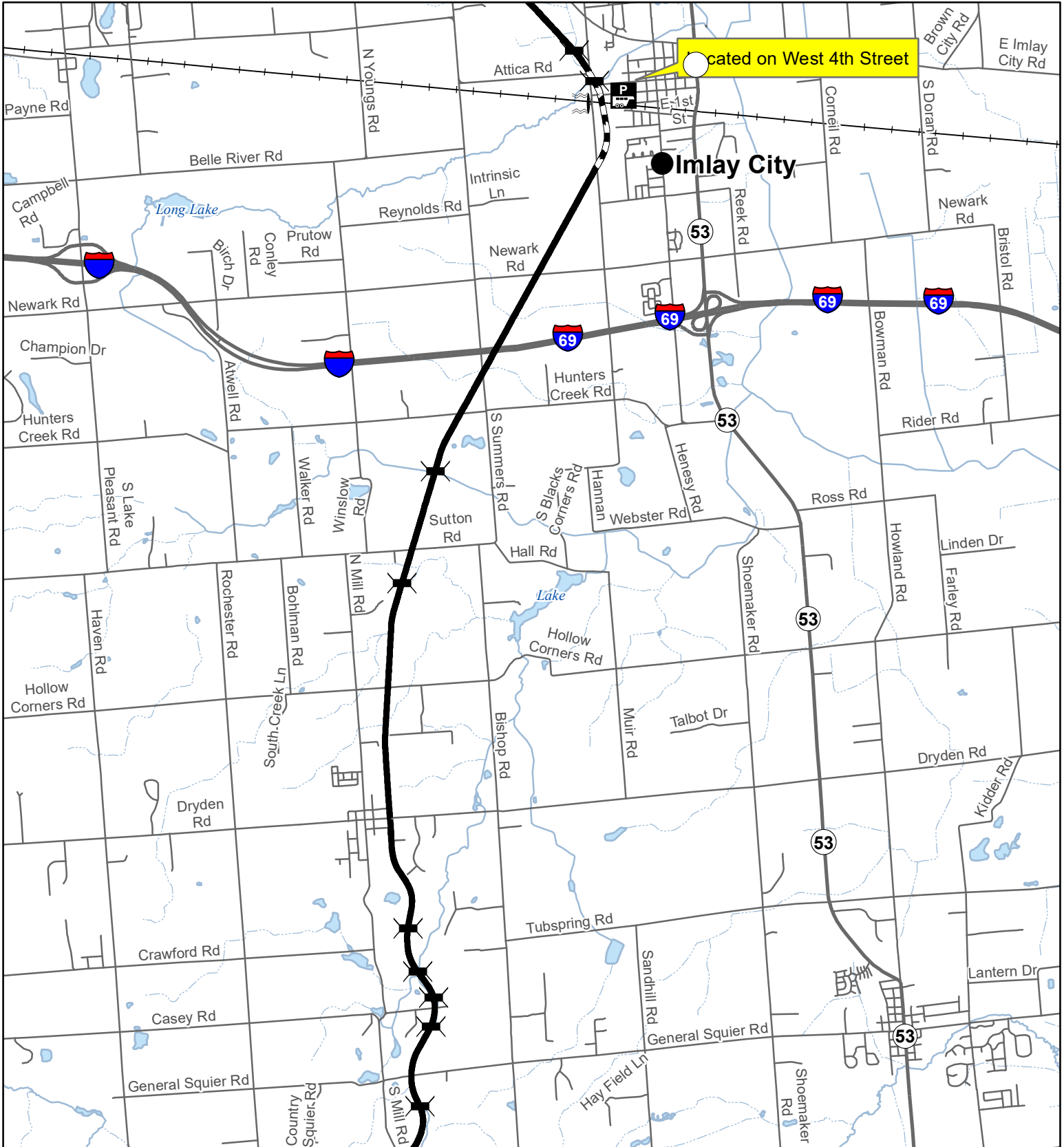
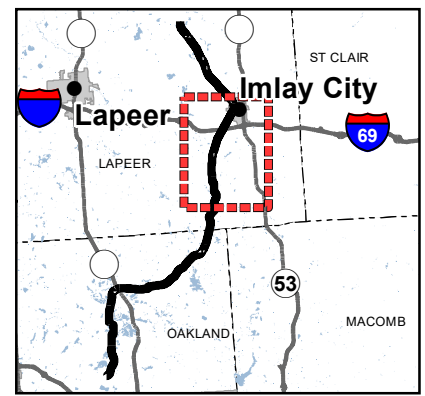
Map 2 of 4

Updated: 02/06/2019  
[www.michigan.gov/equestrian](http://www.michigan.gov/equestrian)



0 0.5 1 Miles

- Equestrian Staging Area
- City
- Tunnel
- Railroad
- Bridge
- Paved Road
- Highway
- Lakes and Rivers
- Polly Ann State Trail - Asphalt
- Polly Ann State Trail - Crushed Limestone; Grass/Turf





# Polly Ann State Trail

Multi-Use Rail Trail - Equestrian Map

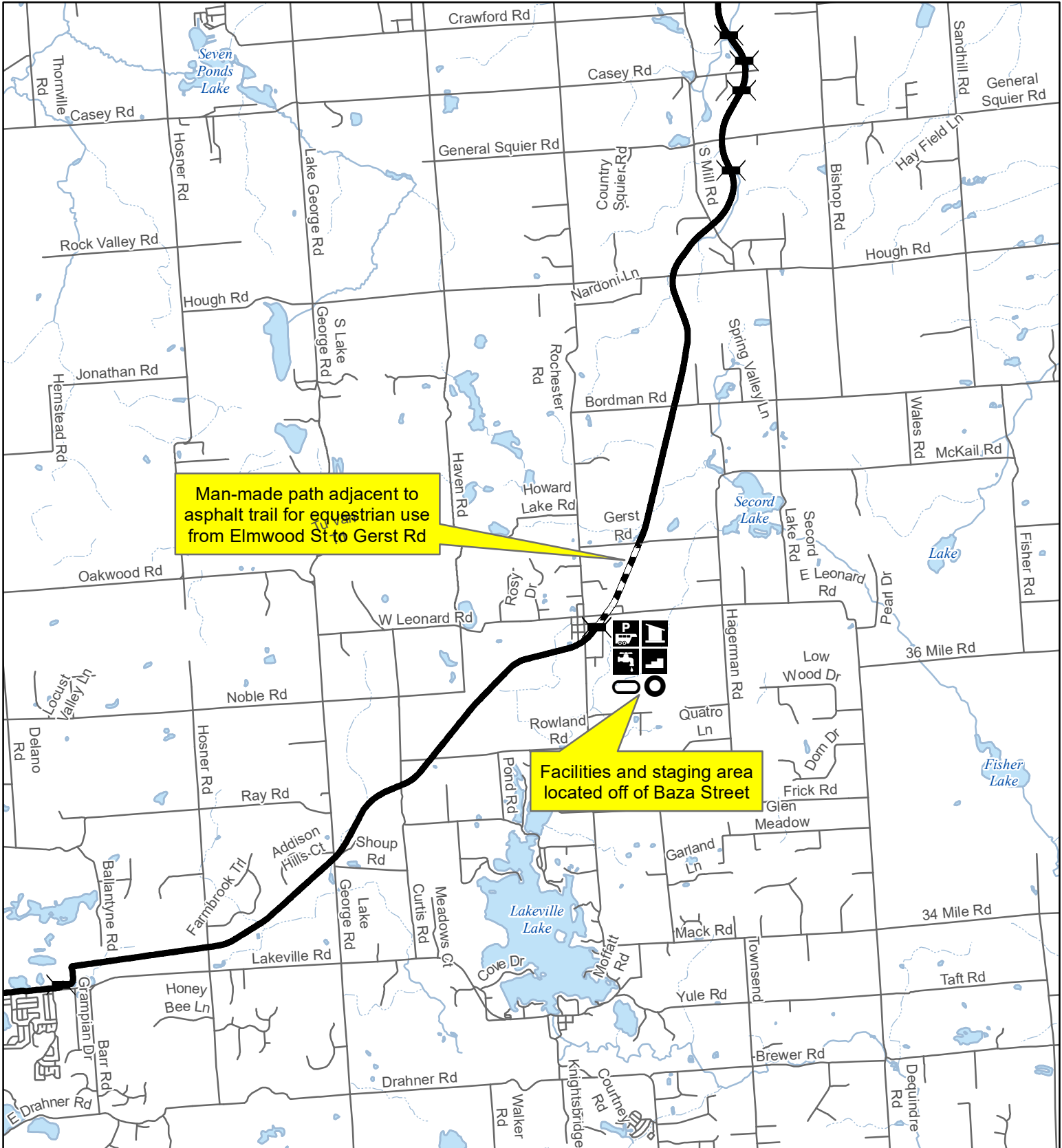
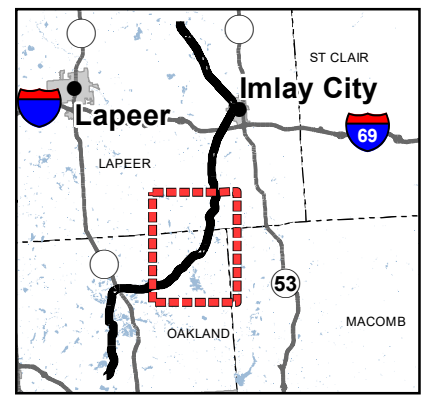
Map 3 of 4

Updated: 02/06/2019  
[www.michigan.gov/equestrian](http://www.michigan.gov/equestrian)



0 0.5 1 Miles

- Hitching Post
- Drinking Water - Water Fountain
- Equestrian Staging Area
- Mounting Block
- Vault Toilet
- Corral
- Bridge
- Polly Ann State Trail - Asphalt
- Polly Ann State Trail - Crushed Limestone; Grass/Turf
- Paved Road
- Lakes and Rivers





# Polly Ann State Trail

Multi-Use Rail Trail - Equestrian Map

Map 4 of 4

Updated: 02/06/2019  
[www.michigan.gov/equestrian](http://www.michigan.gov/equestrian)



0 0.5 1 Miles

- Hitching Post
- ADA Mounting Block
- Drinkin Water - Water Fountain
- Equestrian Staging Area
- Bridge
- Polly Ann State Trail - Asphalt
- Polly Ann State Trail - Crushed Limestone; Grass/Turf
- Dirt Road
- Gravel Road
- Paved Road
- Highway
- Lakes and Rivers

