

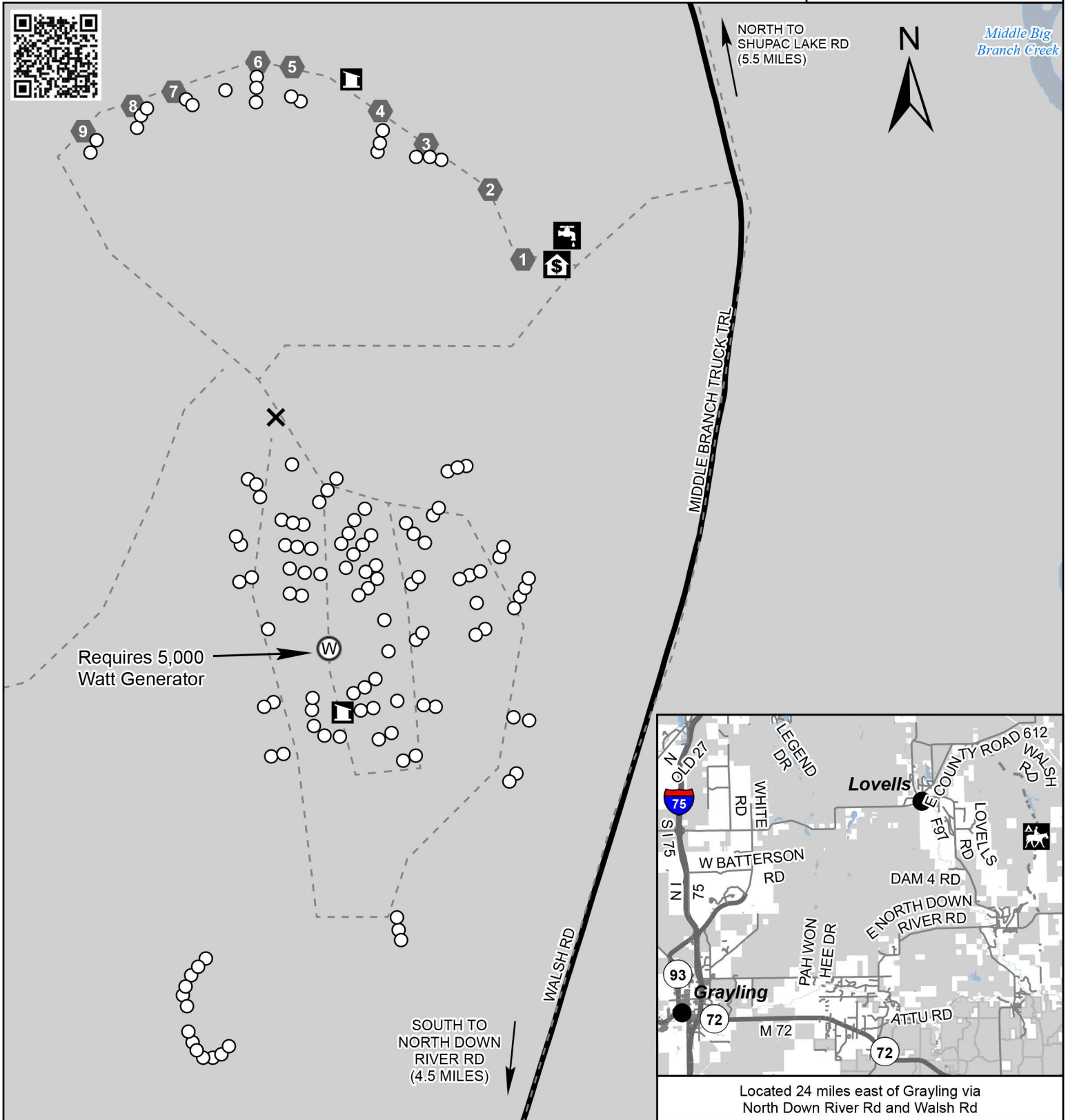
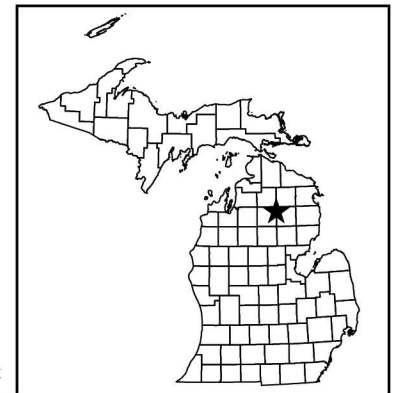
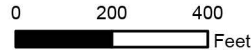


Walsh Road Equestrian State Forest Campground & Trail Camp

Crawford County, MI
Updated: 03/06/2020

Michigan.gov/Equestrian

- Gate
- Picket Post
- Drinking Water-Generator Well
- Drinking Water-Hand Pump
- Vault Toilet
- Camp Site Marker
- Equestrian Campground
- Registration Station
- Gravel or Dirt Road
- Equestrian Trail
- Hiking Trail
- Lakes and Rivers
- State Forests



Middle Big Branch Creek

NORTH TO SHUPAC LAKE RD (6.5 MILES)



Requires 5,000 Watt Generator

SOUTH TO NORTH DOWN RIVER RD (4.5 MILES)

Located 24 miles east of Grayling via North Down River Rd and Walsh Rd