


MICHIGAN STATE CAMPAIGN FUND
GUBERNATORIAL PUBLIC FUNDING PROGRAM



MICHIGAN DEPARTMENT OF STATE
BUREAU OF ELECTIONS
POST OFFICE BOX 20126
LANSING, MICHIGAN 48901-0726
PHONE: (517) 373-2540

MICHIGAN STATE CAMPAIGN FUND
GUBERNATORIAL PUBLIC FUNDING PROGRAM

The following report provides an update of information related to the Michigan Public Funding Program for Gubernatorial Elections. The program is governed by provisions of the Michigan Campaign Finance Act, P.A.388 of 1976, MCL 169.202 to MCL 169.282, as amended.

Requirements for Ballot Access for Gubernatorial Candidates

1. Must be at least 30 years of age
2. Must have been a registered and qualified elector in the state of Michigan for 4 years prior to the election.
3. A person who has been convicted of a violation of section 12a(1) of Act 370 of the Public Acts of 1941, being section 38.412a of the Michigan Compiled Laws, shall not be eligible to the office of governor or lieutenant governor for a period of 20 years after the conviction.

NOMINATING PETITION SIGNATURE REQUIREMENTS FOR GUBERNATORIAL CANDIDATES
FOR 1994

Democrat	Not less than 15,111	Maximum	60,444
Republican	Not less than 9,811	Maximum	39,241
No Party Affiliation	Not less than 25,646		

The signatures on the petitions must include at least 100 registered resident electors (Michigan registered voters) in each of 1/2 of the congressional districts in the state (8). Each candidate for governor must file an Affidavit of Identity when filing the nominating petitions. Petitions and affidavits must be filed with the Bureau of Elections, 208 N. Capitol, Lansing, MI 48918 by 4:00 p.m. on May 10, 1994.

Qualification Requirements for Receiving Public Funds

1. The candidate must have organized a single committee and file a statement of organization indicating an intent to seek public funds.
2. The candidate must agree to adhere to a \$1.5 million per election expenditure limitation, plus a \$300,000 fund raising exemption.
3. Candidates who do not receive public funding are not bound by the expenditure limitations of the Act.
4. The candidate must raise a minimum of \$75,000.00 in qualifying contributions (5% of the expenditure limitation) to qualify for public

funding. Qualifying contributions are contributions of money of \$100 or less in a calendar year made by written instrument. They must be made after April 1 of the year preceding the election year and cannot be from the candidate or his or her immediate family.

5. Gubernatorial Candidate Committees submit applications for public funding, along with photocopies of written instruments representing qualifying contributions that the committee wishes to have matched on a 2-for-1 basis, to the Department of State's Bureau of Elections.

Dates for 1994 Elections

1. The candidate may begin receiving qualifying contributions after April 1, 1993.
2. Applications may be submitted before January 1, 1994; however, no public funds may be disbursed to a candidate before January 1, 1994.
3. Unexpended public funds must be refunded to the state within 60 days after the election for which they were received unless the committee has obtained prior approval from the Bureau of Elections. Monthly public funds status reports are required for any funds retained.

Major Party - Primary

1. Qualifying contributions are matched 2 for 1.
2. Once the first application has been certified, the candidate may submit applications for additional public funds up to a maximum of \$990,000.00 for the 1994 Primary Election.

Major Party - General

1. Major party candidates in the General Election can receive up to \$1,125,000 each on a flat grant basis; matching is not required.
2. If there is at least a 2% difference in the unofficial vote total in the Primary election between the winner and the next runner-up, then 5% (\$56,250) will be paid within 10 days after the Primary. The remainder will be paid within 3 days after certification by the State Board of Canvassers. If the unofficial vote total shows less than a 2% differential, then nothing is paid until after certification.

MINOR PARTY - GENERAL ELECTION

1. A minor party candidate may qualify for public funding under Section 65(2) if that party's candidate for governor received 5% or more of the vote for governor in 1990. No candidate has ever qualified under this provision.
2. A minor party candidate may qualify for reimbursement under Section 65(3) if he or she receives more than 5% of the vote for governor in 1994. No candidate has ever qualified under this provision.

Formula:

$$1,125,000 \times \frac{\# \text{ of popular votes received by minor party candidate in 1990}}{\text{average \# of votes received by major party candidate in 1990}}$$

Example: If total vote for governor in 1990 = 4,000,000
Democratic candidate 2,000,000
Republican candidate 1,800,000
Minor party Candidate 200,000

$$1,125,000 \times \frac{200,000}{1,900,000} = \$118,421.05 \text{ maximum reimbursement}$$

Major or minor party candidate - alternate method - General Election

1. A candidate for governor, any party, listed on the ballot for the general election may choose to receive public funds based on a \$1 for \$1 matching of qualified contributions up to \$750,000 if the candidate has raised a minimum of \$75,000 in qualifying contribution. (Section 65(5))
2. Any candidate who receives money under Section 65(5) cannot receive any moneys under any other provision of Section 65.

Revenues

1. The money comes from the \$2 check-off on the State Income Tax Return, but requires a separate appropriation by the legislature.
2. Any money left over in the State Campaign Fund reverts to the General Fund on December 31, following the election.
3. If there is not enough money in the State Campaign Fund, then money is first to be reserved for the General Election, with the remainder disbursed for the Primary on a pro-rata basis.

Public Act 95 of 1989

Public ACT 95 of 1989 amended portions of the Campaign Finance Act; changing dollar amounts in the public funding sections of the Act.

	<u>For 1978, 82 and 86 Elections</u>	<u>1990 Elections</u>
Expenditure limitation	\$1,000,000.00 per election	\$1,500,000.00 per election
Fund Raising exemption	\$ 200,000.00 per election	\$ 300,000.00 per election
Minimum qualifying contributions on first application	\$ 50,000.00	\$ 75,000.00
Maximum public funds for primary election	\$ 660,000.00	\$ 990,000.00
Maximum public funds for general election	\$ 750,000.00	\$1,125,000.00
Contribution limits from individuals and political committees	\$ 1,700.00 per election	\$ 3,400.00 per election cycle
Contribution limits from independent committees	\$ 17,000.00 per election	\$ 34,000.00 per election cycle
Contribution limit from State Central Political Party to public funding candidate	\$ 250,000.00 per election	\$ 750,000.00 per election cycle
Contribution limit from State Central Political Party to <u>non</u> -public funding candidate	\$ 34,000.00 per election	\$ 68,000.00 per election cycle

Contribution limit
from County or
District Political
Party to public
funding candidate

\$ 17,000.00
per election

\$ 30,000.00
per election cycle

Contribution limit
from County or
District Political
Party to non-public
funding candidate

\$ 17,000.00
per election

\$ 34,000.00
per election cycle

1978 Elections

The following are the designations made on Michigan income tax returns for the 1978 elections.

Designation		
<u>Year</u>	<u>Number</u>	<u>Amount</u>
1976	1,303,780	\$2,607,560.00
1977	1,460,000	2,920,000.00
Total	2,763,780	5,527,560.00

Total vote for governor in the 1978 primary election was 997,960.

Fitzgerald	(Democrat) *	240,641
Ferency	(Democrat)	151,062
McCollough	(Democrat)	108,742
Ralls	(Democrat)	104,364
Democratic Vote Total		604,809
Milliken	(Republican)*	393,010
Scattering		141
Total Primary Vote		997,960

Total vote for governor in the 1978 general election was 2,867,212

Fitzgerald/Maynard	(Democrat)	1,237,256
Milliken/Brickley*	(Republican)	1,628,485
Scattering		1,471

Percentages:

Democrat	43.2%
Republican	56.8%

* Election winner

SUMMARY OF 1978 GUBERNATORIAL ELECTION ACTIVITY

PRIMARY

Cash Receipts and Expenditures

<u>Candidate</u>	<u>Expenditures Subject to Limitation</u>	<u>Fund Raising Expenditures</u>	<u>Public Receipts</u>	<u>Funds Expenditures</u>	<u>Private Receipts</u>	<u>Funds Expenditures</u>
Fitzgerald(D)	\$ 637,897.64	28,326.94	\$ 435,088.48	\$ 435,088.48	\$ 239,339.84	\$ 243,379.52
Ferency(D)	\$ 242,678.21	Not Available	\$ 162,071.52	\$ 162,061.28	\$ 82,688.74	\$ 80,616.93
McCollough(D)	Not Available		\$ 306,740.04	\$ 306,740.04	\$ 305,654.26	\$ 305,654.26
Ralls(D)	Not Available		\$ 376,266.36	\$ 376,266.36	\$ 259,977.92	\$ 259,977.92
Democratic Totals	\$ 880,575.85	\$ 28,326.94	\$1,280,166.40	\$1,280,156.16	\$ 887,660.76	\$ 889,628.63
Milliken(R)	\$ 496,971.05	\$ 110,788.84	\$ 161,400.00	\$ 161,389.82	\$ 635,835.97	\$ 343,520.88
Totals	Incomplete	Incomplete	\$1,441,566.40	\$1,441,545.98	\$1,360,488.78	\$1,233,149.51

GENERAL

Fitzgerald(D)	\$ 985,420.80	\$ 84,578.95	\$ 750,000.00	\$ 749,481.66	\$ 321,092.56	\$ 321,092.56
Milliken(R)	\$ 980,803.90	\$ 8,087.57	\$ 750,000.00	\$ 749,774.10	\$ 351,805.53*	\$ 247,795.44
Totals	\$1,966,224.70	\$ 92,666.52	\$1,500,000.00	\$1,499,255.76	\$ 672,898.09	\$ 568,888.00

* Includes \$163,007.95 ending balance from primary private funds transferred to general.

1982 ELECTIONS

The following are the designations made on Michigan income tax return for the 1982 elections.

<u>Tax Year</u>	<u>Number</u>	<u>Amount</u>
1978	1,427,200	\$2,854,400
1979	1,422,100	2,844,200
1980	1,357,600	2,715,200
1981	1,273,300	2,546,600
Total	5,480,200	\$10,960,400

Total public funds disbursed for the 1982 primary was \$4,265,908.96 and for the 1982 general election, \$1,500,000.00.

Total vote for governor in the 1982 primary election was 1,442,795.

Blanchard (Democrat)*	399,054
Ferency (Democrat)	86,103
Fitzgerald (Democrat)*	137,623
Kammer (Democrat)	32,360
Pierce (Democrat)	45,136
Plawecki (Democrat)	95,664
Safran (Democrat)	<u>7,105</u>
Democratic Vote Total	803,045
Brickley (Republican)	194,128
Headlee (Republican)	219,716
Patterson (Republican)	179,108
Welborn (Republican)	<u>46,798</u>
Republican Vote Total	639,750
Primary Election Vote Total	1,442,795

Total vote for governor in the 1982 general election was 3,040,008.

Blanchard (Democrat) *	1,561,291
Headlee (Republican)	1,369,582
Phillips (American Independent)	7,356
Jacobs (Libertarian)	15,603
Craine (Socialist Workers)	3,682
McLaughlin (Workers League)	1,980
Tisch (Tisch Independent Citizens)	80,288
Scattering	<u>226</u>
Total General Election Vote	3,040,008

Percentages:

Democrat	51.4%
Republican	45.0%
Other	3.6%

* Election Winner

SUMMARY OF 1982 GUBERNATORIAL ELECTION ACTIVITY
PRIMARY ELECTION
CANDIDATES RECEIVING PUBLIC FUNDS

<u>Candidate</u>	<u>Expenditures Subject to \$1 Million Limitation</u>	<u>Fund Raising Expenditures</u>
Blanchard (D)	\$995,609.74	\$199,490.00
Ferency (D)	339,796.67	48,999.16
Fitzgerald (D)	588,220.54	36,294.26
Kammer (D)	503,695.75	56,226.44
Pierce (D)	362,117.62	6,292.33
Plawecki (D)	<u>597,997.79</u>	<u>39,963.47</u>
Democratic Total	\$3,387,438.11	\$387,265.66
Brickley (R)	\$ 971,934.17	\$191,596.00
Headlee (R)	999,632.04	155,454.76
Patterson (R)	780,077.67	169,375.40
Welborn (R)	<u>341,635.39</u>	<u>17,075.29</u>
Republican Total	\$3,093,279.27	\$533,501.45
Primary Total	\$6,480,717.38	\$920,767.11

GENERAL ELECTION

Blanchard/Griffith (Democrat)	\$972,618.73	\$175,343.30
Headlee/Brennan (Republican)	<u>965,243.77</u>	<u>123,996.02</u>
General Election Totals	\$1,937,862.50	\$299,106.43
Total Primary & General	\$8,418,579.88	\$1,220,106.43

NOTE: In addition to certain cash expenditures, "Expenditures Subject to Limitation" and "Fund Raising Expenditures" include in-kind receipts, outstanding debts and deductions for certain refunds and other transactions.

1982 PRIMARY ELECTION

Cash Receipts and Expenditures - Public and Private Funds - All Candidates

Candidate	Public Fund		Returned to State Campaign Fund	Private Funds	
	Receipts	Expenditures		Receipts	Expenditures**
Blanchard (D)	\$ 660,000.00	\$ 659,588.20	\$ 411.80	\$ 631,493.19	\$ 570,968.86
Ferency (D)	257,114.94	256,720.91	394.03	139,806.02	134,956.26
Fitzgerald (D)	374,540.00	373,145.09	1,394.91	262,100.60	262,100.60
Kammer (D)	359,211.20	359,039.24	171.96	205,281.92	205,281.92
Pierce (D)	215,746.98	215,746.98	0	164,630.18	164,630.18
Plawewski (D)	355,045.60	353,039.51	2,006.09	283,593.32	282,028.10
Safran (D)	0	0	---	1,603.82	1,603.82
Democratic Total	\$2,221,658.72	\$2,217,279.93	\$4,378.79	\$1,688,509.05	\$1,621,569.74
Brickley (R)	\$ 660,000.00	\$ 660,000.00	\$ 0	\$ 554,919.46	\$ 547,658.56
Headlee (R)	635,611.08	635,611.08	0	584,039.95	584,027.51
Patterson (R)	541,989.06	541,989.06	0	457,780.12	457,780.12
Welborn (R)	206,650.10	206,650.10	0	211,077.37	211,077.37
Republican Total	\$2,044,250.24	\$2,044,250.24	\$ 0	\$1,807,816.90	\$1,800,543.46
Primary Election Total	\$4,265,908.96	\$4,261,530.17	\$4,378.79	\$3,496,325.95	\$3,422,113.30
General					
Blanchard (D)	\$ 750,000.00	\$ 748,913.13	\$1,086.87	\$ 581,715.33*	\$ 459,521.84
Headlee (R)	750,000.00	750,000.00		484,317.80	480,697.77
Craine (SW)	----	----	----	Reporting waiver	
Jacobs (LIB)	----	----	----	19,961.51	19,961.51
McLaughlin (WL)	----	----	----	----	----
Phillips (AI)	----	----	----	Reporting waiver	
Tisch (TIS)	----	----	----	29,912.29	29,912.29
Total General	\$1,500,000.00	\$1,498,913.13	\$1,086.87	\$1,115,906.93	\$ 990,093.41

* Includes Ending Balance of \$62,024.33 from primary private funds transferred to General.

** Total expenditures of private funds include expenditures not subject to limitations.

1982

Primary & General Elections Combined

Candidate	Receipts			Expenditures ²		
	Public	Private	Total	Public	Private	Total
Blanchard(D)	\$1,410,000.00	\$1,213,208.52	\$ 2,623,208.52	\$1,408,501.33	\$1,030,490.70	\$ 2,438,992.03
Ferency(D)	257,114.94	139,806.02	396,920.96	256,720.91	134,956.26	391,677.17
Fitzgerald(D)	374,540.00	262,100.60	636,640.60	373,145.09	262,100.60	635,245.69
Kammer(D)	359,211.20	205,281.92	564,493.12	359,039.24	205,281.92	564,321.16
Pierce(D)	215,746.98	164,630.18	380,377.16	215,746.98	164,630.18	380,377.16
Plawewski(D)	355,045.60	283,593.32	638,638.92	353,039.51	282,028.10	635,067.61
Safran(D)	----	1,603.82	1,603.82	----	1,603.82	1,603.82
Democratic Totals	\$2,971,658.72	\$2,270,224.38	\$ 5,241,883.10	\$2,966,193.06	\$2,081,091.58	\$ 5,047,284.64
Brickley(R)	\$ 660,000.00	\$ 554,919.46	\$ 1,214,919.46	\$ 660,000.00	\$ 547,658.56	\$ 1,207,658.56
Headlee(R)	1,385,611.08	1,068,357.75	2,453,968.83	1,385,611.08	1,064,725.28	2,449,412.71
Patterson(R)	541,989.06	457,780.12	999,769.18	541,989.06	457,780.12	999,769.18
Welborn(R)	206,650.10	211,077.37	417,727.47	206,650.10	211,077.37	417,727.47
Republican Totals	\$2,794,250.24	\$2,292,134.70	\$ 5,086,384.94	\$2,794,250.24	\$2,281,241.33	\$ 5,074,567.92
Craine(SW)	----	Reporting	Waiver	----	Reporting	Waiver
Jacobs(LIB)	----	19,961.51	19,961.51	----	19,961.51	19,961.51
McLaughlin(WL)	----	----	----	----	----	----
Phillips(AI)	----	Reporting	Waiver	----	Reporting	Waiver
Tisch(TIS)	\$ ----	\$ 29,912.29	\$ 29,912.29	\$ ----	\$ 29,912.29	\$ 29,912.29
Other Political Party Candidate Totals	\$ -0-	\$ 49,873.80	\$ 49,873.80	\$ -0-	\$ 49,873.80	\$ 49,873.80
Total All Parties	\$5,765,908.96	\$4,612,232.88	\$10,378,141.84	\$5,760,443.30	\$4,412,206.71	\$10,171,726.36

1 Includes \$62,024.33 received in primary and transferred to General.

2 Expenditures includes both those subject to limitations and expenditures not subject to limitation and fund raising expenditures.

3 Does not include transfer of \$122,192.49 to 1986 primary private funds.

1986 ELECTIONS

The following are the designations made on Michigan income tax returns for the tax years 1982 through 1985.

	Designation	
<u>Year</u>	<u>Number</u>	<u>Amount</u>
1982	1,042,300	\$2,084,600
1983	952,400	1,904,800
1984	899,000	1,798,000
1985	918,500	1,837,000
Total	3,812,200	\$7,624,400

Of the \$7.6 million available, \$1.4 million was disbursed for the 1986 primary and 1.5 million for the general election.

Total vote for governor in the 1986 primary election was 1,039,424.

Blanchard (Democrat) *	428,125
Wilson (Democrat)	<u>28,940</u>
Democratic Vote Total	707,065
Lucas (Republican) *	259,153
Chrysler (Republican)	198,174
Engler (Republican)	63,927
Murphy (Republican)	<u>61,073</u>
Republican Vote Total	582,327
Scattering	32
Total Primary Vote	582,359

Total vote for governor in the 1986 general election was 2,396,564.

Blanchard (Democrat)*	1,632,138
Lucas (Republican)	753,647
McLaughlin (Workers League)	9,477
Scattering	1,302

Percentages

Democrats	68.1%
Republican	31.4%
Workers League	0.4%

* Election Winner

Summary of 1986 Gubernatorial Election Activity
Candidates Receiving Public Funds

Primary Election

<u>Candidate</u>	<u>Expenditures Subject to \$1 Million Limitation</u>	<u>Fund Raising Expenditures</u>
Blanchard (D)	\$ 970,892.88	\$200,000.00
Lucas (R)	\$ 999,273.28	134,637.87
Murphy (R)	533,245.13	90,528.47
Engler (R)	<u>111,233.00</u>	<u>11,630.27</u>
Republican Total	\$1,643,751.41	\$236,796.61
Total All Candidates	\$2,614,644.29	\$436,796.61

General Election

Blanchard (D)	\$ 938,049.33	\$ 24,048.33
Lucas (R)	<u>890,429.60</u>	<u>56,334.44</u>
Total	\$1,828,478.93	\$ 80,382.77

NOTE 1: In addition to certain cash expenditures, "Expenditures Subject to Limitation" and "Fund Raising Expenditures" include in-kind receipts, outstanding debts and deductions for certain refunds and other transactions.

1986 Primary Election
Cash Receipts and Expenditures - Public and Private Funds - All Candidates

<u>Candidate</u>	<u>Public Fund</u>		<u>Returned to State</u>	<u>Private Funds</u>	
	<u>Receipts</u>	<u>Expenditures</u>		<u>Receipts</u>	<u>Expenditures</u>
Blanchard(D)	\$ 660,000.00	\$ 660,000.00	\$ -0-	\$1,342,181.83	\$1,342,181.83
Wilson(D)	<u>-0-</u>	<u>-0-</u>	<u> </u>	<u>Failed to File</u>	
Democratic Totals	\$ 660,000.00	\$ 660,000.00	\$ -0-	\$1,342,181.83	\$1,342,181.83
Lucas(R)	459,179.00	459,179.00	-0-	492,782.85	914,366.18**
Murphy(R)	293,098.62	293,098.62	-0-	334,279.66	332,271.20***
Engler (R)	53,568.98	53,568.98	-0-	76,577.45	69,455.70
Chrysler(R)	<u>-0-</u>	<u>-0-</u>	<u>-</u>	<u>3,321,527.05</u>	<u>3,314,313.93</u>
Republican Totals	\$ 805,846.60	\$ 805,846.60	-0-	\$4,225,167.01	\$4,630,407.01
All Candidates Total	\$1,465,846.60	\$1,465,846.60	-0-	\$5,567,348.84	\$5,972,588.84

1986 General Election

Blanchard/ Griffith (D)	\$ 750,000.00	\$ 750,000.00	\$-0-	\$ 525,913.39*	\$ 238,228.25
Lucas/Engler(R)	750,000.00	750,000.00	-0-	521,880.58	272,173.33****
McLaughlin/Crivens(WL)	<u>-0-</u>	<u>-0-</u>	<u> </u>	<u> </u>	<u> </u>
Total	\$1,500,000.00	\$1,500,000.00	\$-0-	\$1,047,793.97	\$ 510,401.58
Grand Total	\$2,965,846.60	\$2,965,846.60	\$-0-	\$6,615,142.81	\$6,482,990.42

* Includes transfer of \$474,618.34 from Primary Election private funds to General Election private funds, and \$2,519.80 attributed to campaign expenditures pursuant to conciliation agreement.

** Includes \$171,964.53 attributed to campaign expenditures pursuant to conciliation agreement, and \$214,190.48 in Primary Election expenditures made from General Election receipts.

*** Includes \$6,653.48 attributed to campaign expenditures pursuant to conciliation agreement.

**** A portion of private funds received during the general election period were used to pay remaining debts from the primary election which are reflected in the "private funds expenditures" for the primary.

NOTE 1: Total expenditures of private funds includes expenditures not subject to limitations.

PUBLIC FUNDING SUMMARY
1986 Primary Election

Candidate Name	Number of Applications	Contributions Submitted	Contributions Approved	Average Error Rate	Public Funds Approved
Blanchard (D)	<u>3</u>	<u>\$373,991.90</u>	<u>\$333,622.23</u>	<u>10.79%</u>	<u>\$660,000.00</u>
Democratic Totals	3	\$373,991.90	\$333,622.23	10.79%	\$660,000.00
<hr/>					
Lucas (R)	30	\$249,401.00	\$234,497.50	5.98%	\$459,179.00
Murphy (R)	8	\$156,241.93	\$146,549.31	6.20%	\$293,098.62
Engler (R)	<u>1</u>	<u>\$ 50,992.00</u>	<u>\$ 50,017.00</u>	<u>1.91%</u>	<u>\$ 53,568.98*</u>
Republican Totals	39	\$456,634.93	\$431,063.81	5.59%	\$805,846.60
Total for Primary	42	\$830,626.83	\$764,686.04	7.93%	\$1,465,846.60

* This amount was limited to debts and obligations subject to payment with public funds.

General Election

Blanchard (D)	\$750,000.00
Lucas (R)	<u>\$750,000.00</u>
	<u>\$1,500,000.00</u>
Total Public Funds Disbursed	\$2,965,846.60

Blanchard for Governor Public Funds Applications
1986 Primary Election

Application Number	Contributions Submitted	Contributions Approved Per Review	Error Rate	Ineligible Contributions	Public Funds Approved Per Review
1	\$ 95,062.50	\$ 75,669.13	20.40%	\$19,393.37	\$151,338.26
2	90,011.25	87,051.25	4.00%	2,960.00	168,609.07 *
3	<u>188,918.15</u>	<u>170,901.85</u>	<u>9.54%</u>	<u>18,016.30</u>	<u>340,052.67 *</u>
Total	\$373,991.90	\$333,622.23	10.79%	\$40,369.67	\$660,000.00

* Limited by \$660,000.00 maximum

1986 General Election

Blanchard for Governor Committee Received Public Funds:

\$ 37,500.00	8-14-86
<u>712,500.00</u>	8-28-86
\$750,000.00	

Lucas for Governor Public Funding Applications
1986 Primary Election

Application Number	Contributions Submitted	Contributions Approved Per Review	Error Rate	Ineligible Contributions	Public Funds Approved Per Review
1 Amended #1 Resubmissions #1 & #2	\$59,811.00	\$56,911.00	4.85%	\$ 2,900.00	\$113,822.00
2	11,865.00	10,890.00	8.22%	975.00	21,780.00
3	51,357.20	48,019.70	6.50%	3,337.50	96,039.40
4/Resubmission	21,716.62	21,391.62	1.50%	325.00	42,783.24
5/Resubmission	17,037.52	16,327.52	4.17%	710.00	32,655.04
6/Resubmission	9,675.00	9,010.00	6.87%	665.00	18,020.00
7/Resubmission	1,950.00	1,675.00	14.10%	275.00	3,350.00
8	2,895.00	2,670.00	7.77%	225.00	5,340.00
9/Resubmission	6,483.66	6,310.66	2.67%	173.00	12,621.32
10/Resubmission	4,775.00	4,505.00	5.65%	270.00	9,010.00
11/Resubmission	6,020.00	5,685.00	5.56%	335.00	11,370.00
12/Resubmission	4,515.00	4,360.00	3.43%	155.00	8,720.00
13	1,490.00	1,290.00	13.42%	200.00	2,580.00
14/Resubmission	3,376.00	3,296.00	2.37%	80.00	6,592.00
15/Resubmission	1,524.50	1,514.50	0.66%	10.00	3,029.00
16/Resubmission	2,020.00	1,970.00	2.48%	50.00	3,940.00
17/Resubmission	2,791.00	2,746.00	1.61%	45.00	5,492.00
18/Resubmission	1,700.00	1,690.00	0.59%	10.00	3,380.00
19/Resubmission	1,095.00	985.00	10.05%	110.00	1,970.00
20/Resubmission	1,750.00	1,500.00	14.29%	250.00	3,000.00
21/Resubmission	1,875.00	1,775.00	5.33%	100.00	3,550.00
22/Resubmission	3,008.00	2,973.00	1.17%	35.00	5,910.00
23	1,755.00	1,545.00	11.97%	210.00	3,090.00
24/Resubmission	2,900.00	2,750.00	5.17%	150.00	5,500.00
25/Resubmission	3,735.00	3,335.00	10.71%	400.00	6,670.00
26	5,668.00	5,168.00	8.82%	500.00	10,336.00
27	4,610.00	4,125.00	10.52%	485.00	8,250.00
28	2,014.50	1,834.50	8.94%	180.00	3,669.00
29	4,380.00	3,355.00	23.40%	1,025.00	6,710.00
30	5,608.00	4,890.00	12.80%	718.00	-0-
Total	\$249,401.00	\$234,497.50	5.98%	\$14,903.50	\$459,179.00

1986 General Election

Lucas for Governor Committee Received Public Funds:

\$ 37,500.00	8-14-86
<u>712,500.00</u>	8-28-86
\$750,000.00	

Dan Murphy for Governor Public Funding Applications
1986 Primary Election

Application Number	Contributions Submitted	Contributions Approved Per <u>Review</u>	Error Rate	Ineligible Contributions	Public Funds Approved Per <u>Review</u>
1	\$ 59,709.47	\$50,216.85	15.90%	\$9,492.62	\$100,433.70
2/Resubmission	30,366.40	30,366.40	-0-	-0-	60,732.80
3	28,859.00	28,859.00	-0-	-0-	57,718.00
4	7,541.00	7,541.00	-0-	-0-	15,082.00
5	8,937.56	8,937.56	-0-	-0-	17,875.12
6	6,495.50	6,495.50	-0-	-0-	12,991.00
7	12,127.00	12,027.00	0.82%	100.00	24,054.00
8	<u>2,206.00</u>	<u>2,106.00</u>	<u>4.53%</u>	<u>100.00</u>	<u>4,212.00</u>
Total	\$156,241.93	\$146,549.31	6.20%	\$9,692.62	\$293,098.62

Engler (Colleen) For Governor Public Funding Application
1986 Primary Election

Application Number	Contributions Submitted	Contributions Approved Per Review	Error Rate	Ineligible Contributions	Public Funds Approved Per Review
1	\$ 50,992.00	\$ 50,017.00	1.91%	\$ 975.00	\$ 53,568.98*

* Public funds approved were limited to the amount of debts and obligations subject to payment with public funds.

1990 ELECTIONS

The following designations were made on Michigan income tax returns for the tax years 1986 through 1989.

<u>Year</u>	<u>Number</u>	<u>Amount</u>
1986	887,800	\$ 1,775,600
1987	787,600	1,575,200
1988	779,000	1,558,000
1989	767,300	1,534,600
Total	3,221,700	\$ 6,443,400

Of the \$6.4 million available, \$1.9 million was disbursed for the 1990 primary and \$2.25 million for the general election.

Total vote for governor in the 1990 primary election was 845,247.

Blanchard (Democrat)*	371,962	—
Write-ins (Democrat)	<u>62</u>	
Democratic Vote Total	372,024	
Engler (Republican)*	409,747	
Lauve (Republican)	63,457	
Write-ins (Republican)	<u>19</u>	
Republican Vote Total	473,223	

Total vote for governor in the 1990 general election was 2,564,563.

Blanchard (Democrat)	1,258,539
Engler (Republican)*	1,276,134
Roundtree (Workers World)	28,091
Write-ins	1,799

Percentages

Democrats	49.07%
Republicans	49.76%
Workers World	1.10%
Write-ins	0.07%

*Election Winner

1990 Primary Election

Cash Receipts and Expenditures - Public & Private Funds - All Candidates

<u>Candidate</u>		<u>Public Funds</u>	<u>Receipts</u> <u>Private Funds</u>
Blanchard (D)			
	Primary	\$ 989,054.44	\$ 1,119,940.41
	General	<u>\$1,125,000.00</u>	
	Total Receipts	<u>\$2,114,054.44</u>	<u>\$ 1,119,940.41</u>
Grand Total			\$3,233,994.85*

Engler (R)			
	Primary	\$ 990,000.00	\$1,338,437.56
	General	<u>\$1,125,000.00</u>	
	Total Receipts	<u>\$2,115,000.00</u>	<u>\$1,338,437.56</u>
Grand Total			<u>\$3,453,437.56*</u>

*Per 1992 Annual Campaign Statement

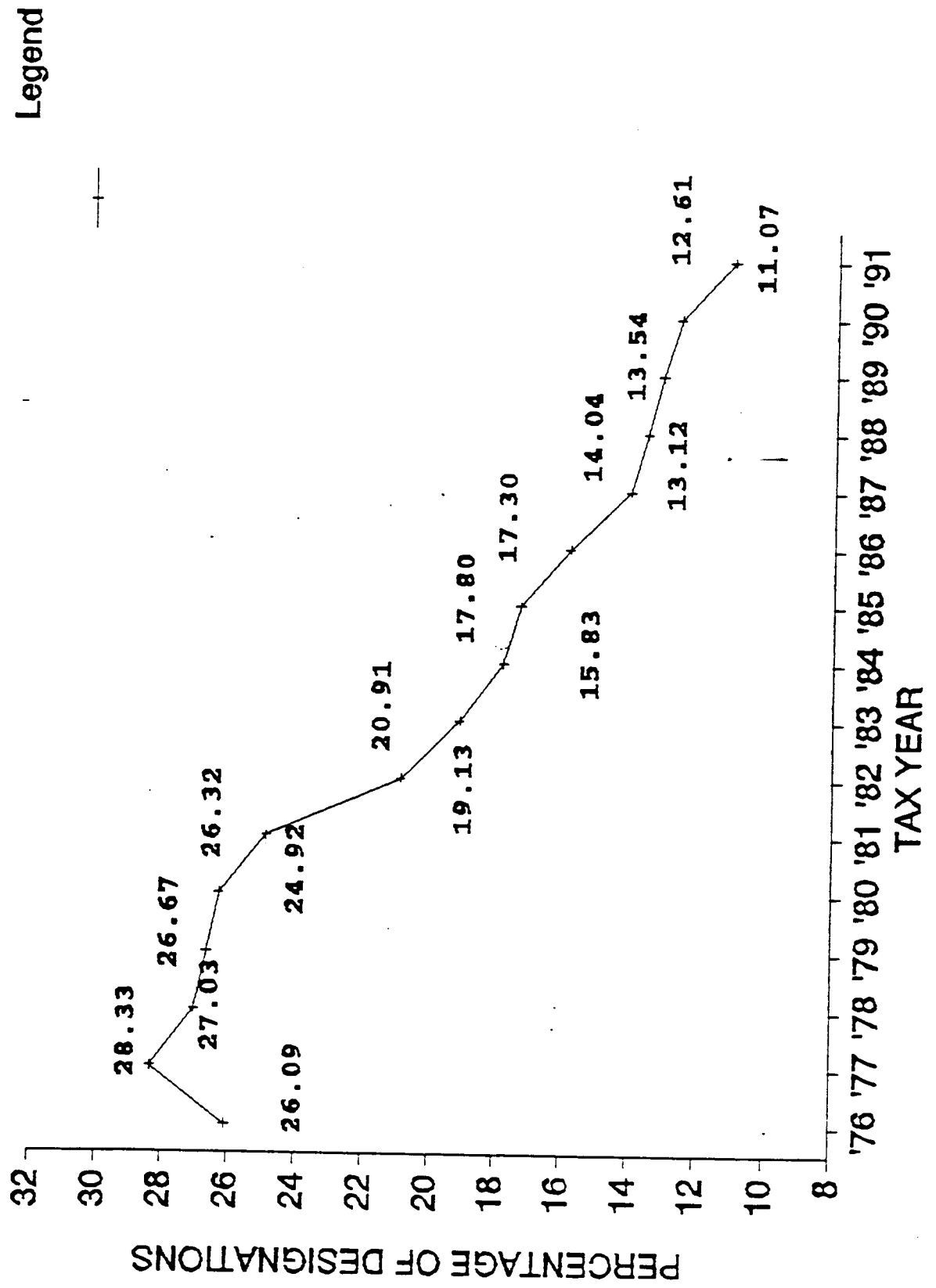
		<u>Public Funds</u>	<u>Expenditures</u> <u>Private Funds</u>
Blanchard/Maynard			
	Primary	\$ 989,053.84	\$ 823,491.28
	General	<u>\$1,125,000.00</u>	<u>\$ 417,533.30</u>
		\$2,114,053.84	\$1,241,024.58
Total Expenditures			<u>\$3,355,078.42**</u>
Engler/Binsfeld			
	Primary	\$ 990,000.00	\$ 883,345.51
	General	<u>\$1,125,000.00</u>	<u>\$ 408,094.14</u>
		\$2,115,000.00	\$1,291,439.65
Total Expenditures			<u>\$3,406,439.65**</u>

**Per Audit Conducted by Michigan Department of State Internal Audit Division

State Campaign Fund (SCF) Designations

Tax Year	Number of Designations	\$ Amount of Designations	Potential Designations	Percent of Designations	Percent Change in Designations
1976	1,303,780	\$ 2,607,560	4,996,671	26.09%	
1977	1,460,000	\$ 2,920,000	5,153,000	28.33%	11.98%
1978	1,427,200	\$ 2,854,400	5,280,900	27.03%	- 2.25%
1979	1,422,100	\$ 2,844,200	5,331,900	26.67%	- 0.36%
1980	1,357,600	\$ 2,715,200	5,158,300	26.32%	- 4.54%
1981	1,273,300	\$ 2,546,600	5,108,800	24.92%	- 6.21%
1982	1,042,300	\$ 2,084,600	4,984,000	20.91%	- 18.14%
1983	952,400	\$ 1,904,800	4,977,900	19.13%	- 8.63%
1984	899,000	\$ 1,798,000	5,051,800	17.80%	- 5.61%
1985	918,500	\$ 1,837,000	5,309,400	17.30%	- 2.17%
1986	887,800	\$ 1,775,600	5,607,200	15.83%	- 3.34%
1987	787,600	\$ 1,575,200	5,611,400	14.04%	- 11.29%
1988	779,000	\$ 1,558,000	5,752,400	13.54%	- 1.09%
1989	767,300	\$ 1,534,600	5,850,400	13.12%	- 1.50%
1990	741,900	\$ 1,483,800	5,885,600	12.61%	- 3.31%
1991	653,000	\$ 1,306,000	5,900,500	11.07%	- 11.98%
	16,672,780	\$33,345,560	85,960,171	Average 19.67%	


STATE CAMPAIGN FUND DESIGNATIONS



The following table shows the amount of money that was available in the SCF for the 1978, 1982, 1986 and 1990 elections, the actual amounts disbursed from the fund to candidates and the amount that reverted to the general fund after the general elections.

Election Year	Amount of SCF Funds Available	Actual SCF Disbursements	\$ Reverting to General Fund
1978	\$ 5,527,560.00	\$ 2,941,566.40	\$ 2,585,993.60
1982	\$10,960.400.00	\$ 5,765,907.96	\$ 5,194,492.04
1986	\$ 7,624,400.00	\$ 2,965,846.60	\$ 4,658,553.40
1990	\$ 6,443,400.00	\$ 4,229,053.84	\$ 2,214,346.16
Total	\$30,555,760.00	\$15,902,374.80	\$14,653,385.20

STATE CAMPAIGN FUND



WHAT IS IT?

The State Campaign Fund was established after the U.S. Supreme Court ruled that campaign spending limits cannot be imposed on candidates unless they are using public funds. Michigan established the State Campaign fund for gubernatorial candidates and by doing so, now limits campaign spending and the impact of special interests in the Great Lakes State.

WHERE DOES THE MONEY COME FROM?

Michigan taxpayers have the opportunity each year to check a box on the Michigan Individual 1040 Income Tax Return to designate \$2.00 to the State Campaign Fund.

DOES THIS AFFECT MY TAX?

Checking the "yes" box DOES NOT increase the tax or reduce the refund due.

WHY SHOULD I CHECK THE BOX?

1. Receiving public funding requires the candidate to limit campaign expenditures.
2. Public funding encourages qualified candidates who are not independently wealthy to seek office.
3. Public funding encourages candidates to solicit small contributions from many supporters for matching purposes rather than a few large contributions from special interest groups.

WHO CAN RECEIVE THE MONEY?

Candidates for Governor of Michigan who agree to limit their campaign spending and raise at least \$75,000.00 in qualifying contributions may file applications to receive money from the State Campaign Fund.

WHAT DO THEY DO WITH THE MONEY?

Candidates use the money to pay for campaign advertising, campaign staff salaries, campaign travel, telephones, postage and other expenses permitted by the Michigan Campaign Finance Act. Public funds may not be used for personal expenses or for any expense that does not further the nomination or election of the candidate.

WHO ADMINISTERS THIS PROGRAM?

Michigan's Gubernatorial Public Funding Program is administered by the Department of State's Bureau of Elections.

The Bureau of Elections certifies that the candidates qualify for the money and processes the Public Funding Applications.

The Department of Treasury disburses the money to the candidates after certification by the bureau.

The Department of State's Internal Audit Division audits the committees that receive public funds.

The Department of State's Compliance and Rules Division investigates any alleged violations and conducts hearings and assesses penalties, when necessary, to ensure compliance with the law.

MICHIGAN DEPARTMENT OF STATE

For Immediate Release
January 20, 1993

RICHARD H. AUSTIN
SECRETARY OF STATE

Contact: Elizabeth Boyd
Telephone: 517/373-2520

Taxpayers encouraged to support State Campaign Fund

Citing a potential shortfall in public funds available to gubernatorial candidates in 1994, the chairmen of the Michigan Republican and Democratic parties today joined Secretary of State Richard H. Austin in encouraging taxpayers to support the State Campaign Fund on their 1992 income tax returns.

Republican Party Chairman David Doyle and Democratic State Chairperson Gary Corbin, along with Michigan's chief elections official, noted the State Campaign Fund is designed so that taxpayers determine the specific amount of public funding available in each four-year election cycle.

Secretary Austin explained that more than a decade ago the Legislature established the State Campaign Fund to improve public access to the electoral process. In essence, public funding levels the playing field for all prospective candidates, he noted.

"By enabling the state to help equalize campaign funding levels among gubernatorial candidates and limit overall campaign spending, Michigan taxpayers can help prevent any gubernatorial candidate from essentially buying an election victory," Corbin said.

"We can ensure that personal wealth never becomes a prerequisite for seeking public office by continuing to provide an alternative source of funding for our gubernatorial candidates," Doyle explained. "Michigan's public funding process also helps curb runaway campaign spending by mandating a fixed spending limit for all gubernatorial candidates receiving public funding."



Any candidate requesting public funding for a gubernatorial campaign must raise at least \$75,000 in qualifying contributions and agree to limit their campaign spending to \$1.5 million.

"Supporting the State Campaign Fund listed on Line 5 of Michigan's 1040 Individual Income Tax Return will not increase the tax owed or reduce the refund a taxpayer is due," Secretary Austin explained. "By checking off a contribution to the fund, taxpayers are merely authorizing state government to set aside public funds for gubernatorial candidates."

The Campaign Finance Act was approved and the State Campaign Fund established in 1976. The legislative action followed a decision by the U.S. Supreme Court in Buckley v Valeo in which the court said states could impose spending limits on candidates only if candidates were using public funds.

The court wrote that public funding is an "effort . . . to use public money to facilitate and enlarge public discussion and participation in the electoral process, goals vital to a self-governing people."

According to the Department of Treasury, the number of taxpayers designating a contribution to the State Campaign Fund has steadily decreased since 1977, the second year the fund appeared on the income tax return. At that time, 1,460,000 taxpayers authorized \$2.9 million for the State Campaign Fund.

In 1990, the most recent year for which statistics are available and the first year of the current four-year election cycle, some 741,900 taxpayers authorized a total of \$1,483,800 for the State Campaign Fund.

Secretary Austin said projections put available monies for the 1994 election at \$5.58 million. This is slightly more than the \$4.23 million needed to fully-fund two candidates for governor but far short of the \$6.345 million needed to fully-fund three gubernatorial candidates.

Bureau of Elections
P.O. Box 20126
Lansing, Michigan 48901-0726

STATE OF MICHIGAN



Elections: (517) 373-2540
Campaign Finance: (517) 373-8558
Lobby Registration: (517) 373-8558

CANDICE S. MILLER, Secretary of State
MICHIGAN DEPARTMENT OF STATE

**1994 GUBERNATORIAL ELECTION
POST-AUDIT REPORT**

1994 PRIMARY ELECTION

<u>Candidate</u>	Public Funds			Private Funds	
	<u>Receipts</u>	<u>Expenditures</u>	<u>Returned to State</u>	<u>Receipts</u>	<u>Expenditures</u>
Engler (R)	\$ 891,000.00	\$ 889,117.20	\$1,882.80	\$2,239,207.34	\$1,172,264.87
Jondahl (D)	\$ 262,605.39	\$ 262,525.73	\$ 79.66	\$ 249,800.56	\$ 249,748.70
Owen (D)	\$ 550,916.21	\$ 549,595.30	\$ 1,320.91	\$1,024,347.28	\$1,023,216.70
Stabenow (D)	\$ 716,483.94	\$ 716,478.50	\$ 5.44	\$ 768,627.23	\$ 456,787.50
Wolpe (D)	<u>\$ 700,535.98</u>	<u>\$ 700,535.98</u>	<u>\$ -----</u>	<u>\$1,107,313.37</u>	<u>\$1,107,313.37</u>
	\$3,121,541.52	\$3,118,252.71	\$ 3,288.81	\$5,389,295.78	\$4,309,331.14

Total Public and Private Receipts

Engler	\$ 3,130,207.34
Jondahl	\$ 512,405.95
Owen	\$ 1,575,263.49
Stabenow	\$ 1,485,111.17
Wolpe	<u>\$ 1,807,849.35</u>
	\$ 8,510,837.30

Total Public and Private Expenditures

\$ 2,061,382.07
\$ 512,274.43
\$ 1,572,812.00
\$ 1,473,266.00
<u>\$ 1,807,849.35</u>
\$ 7,427,583.85

**Total Public and Private Expenditures Subject to \$2 Million Expenditure Limitation
(Includes In-Kind Contributions)**

Engler	\$ 1,965,774.05
Jondahl	\$ 513,965.28
Owen	\$ 1,354,336.74
Stabenow	\$ 1,413,996.08
Wolpe	<u>\$ 1,746,702.41</u>
	\$ 6,994,774.56

1994 GENERAL ELECTION

<u>Candidate</u>	Public Funds		Private Funds	
	<u>Receipts</u>	<u>Expenditures</u>	<u>Receipts</u>	<u>Expenditures</u>
Engler (R)	\$ 1,125,000.00	\$ 1,125,000.00	\$ 73,313.40	\$ 845,380.93
Wolpe (D)	<u>\$ 1,125,000.00</u>	<u>\$ 1,125,000.00</u>	<u>\$ 775,125.55</u>	<u>\$ 647,193.62</u>
	\$ 2,250,000.00	\$ 2,250,000.00	\$ 848,438.95	\$1,492,574.55

	Total Public and Private Receipts	Total Public and Private Expenditures
Engler	\$ 1,198,313.40	\$ 1,970,380.93
Wolpe	- <u>\$ 1,900,125.55</u>	<u>\$ 1,772,193.62</u>
	\$ 3,098,438.95	\$ 3,742,574.55

Total Public and Private Expenditures Subject to \$2 Million Expenditure Limitation (Includes In-Kind Contributions)

Engler	\$1,950,151.16
Wolpe	<u>\$1,794,490.06</u>
	\$3,744,641.22

GRAND TOTALS - BOTH ELECTIONS

Public Funds Available in the State Campaign Fund for the 1994 Gubernatorial Elections: \$5,449,700.00.

Public Funds disbursed to candidates - both elections	\$ 5,371,541.52
Private Funds received by all candidates - both elections	<u>\$ 6,237,734.73</u>
	\$11,609,276.25
Public Funds expended by candidates - both elections	\$ 5,368,252.71
Private Funds expended by candidates - both elections	<u>\$ 5,801,905.69</u>
	\$11,170,158.40
Public Funds returned to State Campaign Fund by candidates	\$ 3,288.81

PUBLIC FUNDING APPLICATIONS WITH RESUBMISSIONS

Candidate Name	App #	Date Submitted	Qualifying Contributions	Public Funds Requested	Date Certified	Amount Certified	Error Rate	Amount Disbursed By Treasury(90%)
Owen Resub	#1	01/03/94 06/10/94	\$ 90,638.00 [6,342.85]	\$ 181,276.00 [12,685.70]	4/13/94 1/10/95	\$ 158,588.00 <u>9,685.70</u> \$ 168,273.70	12.52% 7.32%	\$ 142,729.20 <u>8,717.13</u> \$ 151,446.33 <u>16,827.37</u> \$ 168,273.70
				Remaining 10% disbursed by Department of Treasury 2/3/95				
Resub	#2	04/18/94 12/07/94	\$ 13,473.15 [700.00]	\$ 26,946.30 [1,400.00]	6/30/94 1/10/95	\$ 24,646.30 <u>1,400.00</u> \$ 26,046.30	8.50% 3.34%	\$ 22,181.66 <u>1,260.00</u> \$ 23,441.66 <u>2,604.64</u> \$ 26,046.30
				Remaining 10% disbursed by Department of Treasury 2/3/95				
Resub	#3	05/16/94 12/07/94	\$ 7,650.00 [450.00]	\$ 15,300.00 [900.00]	6/30/94 1/10/95	\$ 12,800.00 <u>800.00</u> \$ 13,600.00	16.30% 11.11%	\$ 11,520.00 <u>720.00</u> \$ 12,240.00 <u>1,360.00</u> \$ 13,600.00
				Remaining 10% disbursed by Department of Treasury 2/3/95				
Resub	#4	05/31/94 12/07/94	\$ 4,170.00 [100.00]	\$ 8,340.00 [200.00]	7/05/94 1/10/95	\$ 7,440.00 <u>200.00</u> \$ 7,640.00	10.79% 8.39%	\$ 6,696.00 <u>180.00</u> \$ 6,876.00 <u>764.00</u> \$ 7,640.00
				Remaining 10% disbursed by Department of Treasury 2/3/95				
Resub	#5	05/31/94 12/07/94	\$ 4,565.00 [300.00]	\$ 9,130.00 [600.00]	8/16/94 1/10/95	\$ 8,330.00 <u>400.00</u> \$ 8,730.00	8.76% 4.38%	\$ 7,497.00 <u>360.00</u> \$ 7,857.00 <u>873.00</u> \$ 8,730.00
				Remaining 10% disbursed by Department of Treasury 2/3/95				
Resub	#6	06/13/94 12/07/94	\$ 7,674.00 [499.00]	\$ 15,348.00 [998.00]	8/16/94 1/10/95	\$ 13,350.00 <u>998.00</u> \$ 14,348.00	13.02% 6.52%	\$ 12,015.00 <u>898.20</u> \$ 12,913.20 <u>1,434.80</u> \$ 14,348.00
				Remaining 10% disbursed by Department of Treasury 2/3/95				

<u>Candidate Name</u>	<u>App #</u>	<u>Date Submitted</u>	<u>Qualifying Contributions</u>	<u>Public Funds Requested</u>	<u>Date Certified</u>	<u>Amount Certified</u>	<u>Error Rate</u>	<u>Amount Disbursed By Treasury(90%)</u>
Resub	#7 #2-13	06/13/94 12/07/94	\$ 5,875.00 [700.00]	\$ 11,750.00 [1,400.00]	8/16/94 1/10/95	\$ 9,900.00 <u>600.00</u> \$ 10,500.00	15.74% 10.64%	\$ 8,910.00 <u>540.00</u> \$ 9,450.00 <u>1,050.00</u> \$ 10,500.00
				Remaining 10% disbursed by Department of Treasury 2/3/95				
Resub	#8 #2-13	06/13/94 12/07/94	\$ 6,360.00 [260.00]	\$ 12,720.00 [520.00]	8/16/94 1/10/95	\$ 11,800.00 <u>400.00</u> \$ 12,200.00	7.23% 4.09%	\$ 10,620.00 <u>360.00</u> \$ 10,980.00 <u>1,220.00</u> \$ 12,200.00
				Remaining 10% disbursed by Department of Treasury 2/3/95				
Resub	#9 #2-13	06/13/94 12/07/94	\$ 3,100.00 [550.00]	\$ 6,200.00 [1,100.00]	8/23/94 1/10/95	\$ 5,100.00 <u>1,100.00</u> \$ 6,200.00	17.74% -0-	\$ 4,590.00 <u>990.00</u> \$ 5,580.00 <u>620.00</u> \$ 6,200.00
				Remaining 10% disbursed by Department of Treasury 2/3/95				
Resub	#10 #2-13	06/13/94 12/07/94	\$ 2,510.00 [300.00]	\$ 5,020.00 [600.00]	8/23/94 1/10/95	\$ 3,620.00 <u>400.00</u> \$ 4,020.00	27.89% 19.92%	\$ 3,258.00 <u>360.00</u> \$ 3,618.00 <u>402.00</u> \$ 4,020.00
				Remaining 10% disbursed by Department of Treasury 2/3/95				
Resub	#11 #2-13	06/13/94 12/07/94	\$ 8,705.00 [100.00]	\$ 17,410.00 [200.00]	8/23/94 1/10/95	\$ 16,810.00 <u>-0-</u> \$ 16,810.00	3.45% 3.45%	\$ 15,129.00 <u>-0-</u> \$ 15,129.00 <u>1,681.00</u> \$ 16,810.00
				Remaining 10% disbursed by Department of Treasury 2/3/95				
Resub	#12 #2-13	06/13/94 12/07/94	\$ 11,870.00 [600.00]	\$ 23,740.00 [1,200.00]	8/29/94 1/10/95	\$ 22,540.00 <u>1,000.00</u> \$ 23,540.00	5.05% 1.68%	\$ 20,286.00 <u>900.00</u> \$ 21,186.00 <u>2,354.00</u> \$ 23,540.00
				Remaining 10% disbursed by Department of Treasury 2/3/95				

<u>Candidate Name</u>	<u>App #</u>	<u>Date Submitted</u>	<u>Qualifying Contributions</u>	<u>Public Funds Requested</u>	<u>Date Certified</u>	<u>Amount Certified</u>	<u>Error Rate</u>	<u>Amount Disbursed By Treasury(90%)</u>
Owen Resub	#13 #2-13	06/13/94 12/07/94	\$ 4,850.00 [280.00]	\$ 9,700.00 [560.00]	8/29/94 1/10/95	\$ 8,940.00 <u>560.00</u> \$ 9,500.00	7.84% 2.06%	\$ 8,046.00 <u>504.00</u> \$ 8,550.00 <u>950.00</u> \$ 9,500.00
				Remaining 10% disbursed by Department of Treasury 2/3/95				
Resub	#14 #14	06/27/94 12/13/94	\$ 10,325.00 [350.00]	\$ 20,650.00 [700.00]	9/14/94 1/10/95	\$ 19,950.00 <u>300.00</u> \$ 20,250.00	3.39% 1.94%	\$ 17,955.00 <u>270.00</u> \$ 18,225.00 <u>2,025.00</u> \$ 20,250.00
				Remaining 10% disbursed by Department of Treasury 2/3/95				
Resub	#15 #15	06/27/94 12/18/94	\$ 7,925.00 [310.00]	\$ 15,850.00 [620.00]	9/14/94 1/10/95	\$ 15,030.00 <u>380.00</u> \$ 15,410.00	5.17% 2.74%	\$ 13,527.00 <u>342.00</u> \$ 13,869.00 <u>1,541.00</u> \$ 15,410.00
				Remaining 10% disbursed by Department of Treasury 2/3/95				
Resub	#16 #16	07/06/94 12/07/94	\$ 13,965.00 [1,290.00]	\$ 27,930.00 [2,580.00]	10/18/94 1/10/95	\$ 24,130.00 <u>2,330.00</u> \$ 26,460.00	13.61% 4.41%	\$ 21,717.00 <u>2,097.00</u> \$ 23,814.00 <u>2,646.00</u> \$ 26,460.00
				Remaining 10%disbursed by Department of Treasury 2/3/95				
Resub	#17 #17	07/11/94 12/07/94	\$ 8,895.00 [870.00]	\$ 17,790.00 [1,740.00]	10/18/94 1/10/95	\$ 15,250.00 <u>1,000.00</u> \$ 16,250.00	14.28% 8.78%	\$ 13,725.00 <u>900.00</u> \$ 14,625.00 <u>1,625.00</u> \$ 16,250.00
				Remaining 10% disbursed by Department of Treasury 2/3/95				
Resub	#18 #18	10/14/94 12/07/94	\$ 9,770.00 [1,950.00]	\$ 19,540.00 [3,900.00]	10/18/94 1/10/95	\$ 13,040.00 <u>3,700.00</u> \$ 16,740.00	33.27% 14.33%	\$ 11,736.00 <u>3,330.00</u> \$ 15,066.00 <u>1,674.00</u> \$ 16,740.00
				Remaining 10% disbursed by Department of Treasury 2/3/95				

<u>Candidate Name</u>	<u>App #</u>	<u>Date Submitted</u>	<u>Qualifying Contributions</u>	<u>Public Funds Requested</u>	<u>Date Certified</u>	<u>Amount Certified</u>	<u>Error Rate</u>	<u>Amount Disbursed By Treasury(90%)</u>
Owen								
Resub	#19	07/18/94	\$ 5,003.00	\$ 10,006.00	10/18/94	\$ 8,306.00	16.99%	\$ 7,475.40
	#19	12/07/94	[235.00]	[470.00]	1/10/95	<u>280.00</u>	13.79%	<u>252.00</u>
				Remaining 10% disbursed by Department of Treasury 2/3/95		\$ 8,586.00		\$ 7,727.40
						<u>858.60</u>		<u>858.60</u>
						\$ 8,586.00		\$ 8,586.00
Resub	#20	07/14/94	\$ 6,438.00	\$ 12,876.00	10/18/94	\$ 11,366.00	11.73%	\$ 10,229.40
	#20	12/07/94	[500.00]	[1,000.00]	1/10/95	<u>700.00</u>	5.70%	<u>630.00</u>
				Remaining 10% disbursed by Department of Treasury 2/3/95		\$ 12,066.00		\$ 10,859.40
						<u>1,206.60</u>		<u>1,206.60</u>
						\$ 12,066.00		\$ 12,066.00
Resub	#21	07/14/94	\$ 5,441.00	\$ 10,882.00	10/18/94	\$ 9,626.00	11.54%	\$ 8,663.40
	#21	12/07/94	[372.03]	[744.06]	1/10/95	<u>544.06</u>	6.54%	<u>489.65</u>
				Remaining 10% disbursed by Department of Treasury 2/3/95		\$ 10,170.06		\$ 9,153.05
						<u>1,017.01</u>		<u>1,017.01</u>
						\$ 10,170.06		\$ 10,170.06
Resub	#22	07/22/94	\$ 2,974.00	\$ 5,948.00	10/18/94	\$ 5,344.00	10.15%	\$ 4,809.60
	#22	12/07/94	[65.61]	[131.22]	1/10/95	<u>131.22</u>	8.00%	<u>118.10</u>
				Remaining 10% disbursed by Department of Treasury 2/3/95		\$ 5,475.22		\$ 4,927.70
						<u>547.52</u>		<u>547.52</u>
						\$ 5,475.22		\$ 5,475.22
Resub	#23	07/15/94	\$ 6,900.00	\$ 13,800.00	10/18/94	\$ 10,700.00	22.46%	\$ 9,630.00
	#23	12/07/94	[805.00]	[1,610.00]	1/10/95	<u>1,340.00</u>	12.75%	<u>1,206.00</u>
				Remaining 10% disbursed by Department of Treasury 2/3/95		\$ 12,040.00		\$ 10,836.00
						<u>1,204.00</u>		<u>1,204.00</u>
						\$ 12,040.00		\$ 12,040.00
Resub	#24	07/18/94	\$ 7,080.00	\$ 14,160.00	10/18/94	\$ 10,990.00	22.39%	\$ 9,891.00
	#24	12/07/94	[500.00]	[1,000.00]	1/10/95	<u>800.00</u>	16.28%	<u>720.00</u>
				Remaining 10% disbursed by Department of Treasury 2/3/95		\$ 11,790.00		\$ 10,611.00
						<u>1,179.00</u>		<u>1,179.00</u>
						\$ 11,790.00		\$ 11,790.00

Candidate Name	App #	Date Submitted	Qualifying Contributions	Public Funds Requested	Date Certified	Amount Certified	Error Rate	Amount Disbursed By Treasury(90%)
Owen	#25	07/26/94	\$ 3,303.00	\$ 6,606.00	10/21/94	\$ 4,266.00	35.42%	\$ 3,839.40
Resub	#25	12/07/94	[1,050.00]	[2,100.00]	1/10/95	<u>2,100.00</u>	6.66%	<u>1,890.00</u>
				Remaining 10% disbursed by Department of Treasury 2/3/95		\$ 6,366.00		\$ 5,729.40
						<u>636.60</u>		<u>636.60</u>
						\$ 6,366.00		\$ 6,366.00
Resub	#26	07/26/94	\$ 4,182.00	\$ 8,364.00	10/21/94	\$ 5,076.00	39.50%	\$ 4,568.40
	#26	12/07/94	[425.44]	[850.88]	1/10/95	<u>850.88</u>	29.17%	<u>765.80</u>
				Remaining 10% disbursed by Department of Treasury 2/3/95		\$ 5,926.88		\$ 5,334.20
						<u>592.68</u>		<u>592.68</u>
						\$ 5,926.88		\$ 5,926.88
Resub	#27	07/26/94	\$ 3,676.00	\$ 7,352.00	10/21/94	\$ 5,050.00	31.31%	\$ 4,545.00
	#27	12/07/94	[550.00]	[1,100.00]	1/10/95	<u>500.00</u>	25.19%	<u>450.00</u>
				Remaining 10% disbursed by Department of Treasury 2/3/95		\$ 5,550.00		\$ 4,995.00
						<u>555.00</u>		<u>555.00</u>
						\$ 5,550.00		\$ 5,550.00
Resub	#28	07/27/94	\$ 2,474.00	\$ 4,948.00	10/21/94	\$ 820.00	83.43%	\$ 738.00
	#28	12/07/94	[1,981.53]	[3,963.06]	1/10/95	<u>3,859.88</u>	4.24%	<u>3,473.90</u>
				Remaining 10% disbursed by Department of Treasury 2/3/95		\$ 4,679.88		\$ 4,211.90
						<u>467.98</u>		<u>467.98</u>
						\$ 4,679.88		\$ 4,679.88
Resub	#29	07/27/94	\$ 3,874.00	\$ 7,748.00	10/21/94	\$ 6,308.00	18.59%	\$ 5,677.20
	#29	12/07/94	[205.00]	[410.00]	1/10/95	<u>380.00</u>	13.68%	<u>342.00</u>
				Remaining 10% disbursed by Department of Treasury 2/3/95		\$ 6,688.00		\$ 6,019.20
						<u>668.80</u>		<u>668.80</u>
						\$ 6,688.00		\$ 6,688.00

PUBLIC FUNDING APPLICATIONS
WITH RESUBMISSIONS

<u>Candidate Name</u>	<u>App #</u>	<u>Date Submitted</u>	<u>Qualifying Contributions</u>	<u>Public Funds Requested</u>	<u>Date Certified</u>	<u>Amount Certified</u>	<u>Error Rate</u>	<u>Amount Disbursed By Treasury(90%)</u>
Stabenow	#1	12/27/93	\$ 150,058.00	\$ 300,116.00	2/02/94	\$ 287,946.00	4.06%	\$ 259,151.40
Resub	#1	12/14/94	[2,657.50]	[5,315.00]	1/10/95	<u>4,515.00</u>	2.54%	<u>4,063.50</u>
						\$ 292,461.00		\$ 263,214.90
Resub	#2	06/19/94	\$ 111,058.00	\$ 222,116.00	8/30/94	\$ 219,146.00	1.34%	\$ 197,231.40
	#2	12/14/94	[1,185.00]	[2,370.00]	1/10/95	<u>2,070.00</u>	0.45%	<u>1,863.00</u>
						\$ 221,216.00		\$ 199,094.40
Resub	#3	07/05/94	\$ 36,996.50	\$ 73,993.00	9/21/94	\$ 73,013.00	1.32%	\$ 65,711.70
	#3	12/14/94	[470.00]	[940.00]	1/10/95	<u>940.00</u>	0.05%	<u>846.00</u>
						\$ 73,953.00		\$ 66,557.70
Resub	#4	07/12/94	\$ 16,499.00	\$ 32,998.00	9/26/94	\$ 32,398.00	1.82%	\$ 29,158.20
	#4	12/14/94	[300.00]	[600.00]	1/10/95	<u>600.00</u>	-0-%	<u>540.00</u>
						\$ 32,998.00		\$ 29,698.20
Resub	#5	07/15/94	\$ 14,874.00	\$ 29,748.00	10/3/94	\$ 29,608.00	0.47%	\$ 26,647.20
Resub	#6	07/20/94	\$ 21,456.50	\$ 42,913.00	10/4/94	\$ 42,303.00	1.42%	\$ 38,072.70
	#6	12/14/94	[295.00]	[590.00]	1/10/95	<u>140.00</u>	1.10%	<u>126.00</u>
						\$ 42,443.00		\$ 38,198.70
Resub	#7	07/26/94	\$ 19,994.00	\$ 39,988.00	10/21/94	\$ 33,748.00	15.60%	\$ 30,373.20
	#7	12/14/94	[1,700.00]	[3,400.00]	1/10/95	<u>3,350.00</u>	7.23%	<u>3,015.00</u>
						\$ 37,098.00		\$ 33,388.20
Resub	#8	08/04/94	\$ 17,453.30	\$ 34,906.60	10/21/94	\$ 33,246.60	4.76%	\$ 29,921.94
	#8	12/14/94	[530.00]	[1,060.00]	1/10/95	<u>860.00</u>	2.29%	<u>774.00</u>
						\$ 34,106.60		\$ 30,695.94
Resub	#9	08/19/94	\$ 14,485.00	\$ 28,970.00	10/27/94	\$ 27,180.00	6.18%	\$ 24,462.00
	#9	12/14/94	[400.00]	[800.00]	1/10/95	<u>600.00</u>	4.11%	<u>540.00</u>
						\$ 27,780.00		\$ 25,002.00
						\$ 791,663.60		\$ 712,497.24
								\$ 3,986.70
								\$ 716,483.94

Additional 10% disbursed by Department of Treasury 2/3/95 - limited by outstanding debt

PUBLIC FUNDING APPLICATIONS
WITH RESUBMISSIONS

<u>Candidate Name</u>	<u>App #</u>	<u>Date Submitted</u>	<u>Qualifying Contributions</u>	<u>Public Funds Requested</u>	<u>Date Certified</u>	<u>Amount Certified</u>	<u>Error Rate</u>	<u>Amount Disbursed By Treasurer(90%)</u>
Engler	#1	01/03/94	\$ 100,094.72	\$ 200,189.44	2/23/94	\$ 190,085.50	5.05%	\$ 171,076.95
	#2	01/03/94	<u>432,006.74</u>	<u>864,013.48</u>	7/25/94	<u>799,914.50</u>	3.52%	<u>719,923.03</u>
			\$ 532,101.46	\$ 990,000.00		\$ 990,000.00		\$ 890,999.98
Jondahl	#1	04/27/94	\$ 80,934.52	\$ 161,869.04	4/28/94	\$ 151,833.10	6.20%	\$ 136,649.79
Resub	#1	07/26/94	[3,982.38]	[7,784.76]	11/3/94	<u>5,052.38*</u>	1.69%	<u>4,547.14</u>
						\$ 156,885.48		\$ 141,196.93
	#2	04/08/94	\$ 18,610.30	\$ 37,220.60	6/30/94	\$ 35,941.38	3.44%	\$ 32,347.25
	#3	05/31/94	\$ 12,560.00	\$ 25,120.00	6/06/94	\$ 24,900.00	0.80%	\$ 22,410.00
	#4	06/29/94	\$ 9,302.85	\$ 18,605.70	9/16/94	\$ 18,505.70	0.54%	\$ 16,655.13
	#5	07/08/94	\$ 5,290.12	\$ 10,580.24	9/16/94	\$ 10,380.24	1.89%	\$ 9,342.22
	#6	07/15/94	\$ 7,848.41	\$ 15,696.82	10/3/94	\$ 15,596.82	0.64%	\$ 14,037.14
	#7	07/22/94	\$ 5,821.06	\$ 11,642.12	10/11/94	\$ 11,602.12	0.34%	\$ 10,441.91
	#8	07/26/94	\$ 3,034.00	\$ 6,068.00	10/11/94	\$ 5,668.00	6.59%	\$ 5,101.20
	#9	08/01/94	<u>\$ 6,507.06</u>	<u>\$ 13,014.12</u>	10/21/94	<u>\$ 12,304.00</u>	5.47%	<u>\$ 11,073.60</u>
			\$ 149,938.32	\$ 299,816.64		\$ 291,783.74		\$ 262,605.38

* Limited By Qualified Debt

Wolpe	#1	01/10/94	\$ 198,136.07	\$ 396,272.14	4/25/94	\$ 346,660.14	12.52%	\$ 311,994.12
	#2	02/04/94	\$ 4,208.00	\$ 8,416.00	6/16/94	\$ 6,854.00	18.56%	\$ 6,168.60
	#3	03/08/94	\$ 9,174.00	\$ 18,348.00	6/16/94	\$ 14,822.00	19.22%	\$ 13,339.80
	#4	03/23/94	\$ 4,960.00	\$ 9,920.00	6/16/94	\$ 8,410.00	15.22%	\$ 7,569.00
	#5	04/15/94	\$ 21,034.06	\$ 42,068.12	8/03/94	\$ 32,420.12	22.57%	\$ 29,178.10
	#6	05/06/94	\$ 26,132.00	\$ 52,264.00	8/03/94	\$ 45,722.00	12.52%	\$ 41,149.80
	#7	05/06/94	\$ 8,478.00	\$ 16,956.00	8/09/94	\$ 14,596.00	13.92%	\$ 13,136.40
	#8	06/02/94	\$ 5,907.00	\$ 11,814.00	8/11/94	\$ 10,524.00	10.92%	\$ 9,471.60
	#9	06/09/94	\$ 5,615.00	\$ 11,230.00	8/16/94	\$ 10,100.00	10.06%	\$ 9,090.00
	#10	06/16/94	\$ 9,637.00	\$ 19,274.00	8/29/94	\$ 16,444.00	14.68%	\$ 14,799.60
	#11	06/30/94	\$ 7,504.00	\$ 15,008.00	9/16/94	\$ 13,738.00	8.46%	\$ 12,364.20

PUBLIC FUNDING APPLICATIONS
WITH RESUBMISSIONS

<u>Candidate Name</u>	<u>App #</u>	<u>Date Submitted</u>	<u>Qualifying Contributions</u>	<u>Public Funds Requested</u>	<u>Date Certified</u>	<u>Amount Certified</u>	<u>Error Rate</u>	<u>Amount Disbursed By Treasury(90%)</u>
#12		07/05/94	\$ 6,197.00	\$ 12,394.00	9/21/94	\$ 11,064.00	10.73%	\$ 9,957.60
#13		07/11/94	\$ 4,855.00	\$ 9,710.00	9/26/94	\$ 8,840.00	8.96%	\$ 7,956.00
#14		07/15/94	\$ 10,569.25	\$ 21,138.50	10/4/94	\$ 16,849.00	20.29%	\$ 15,164.10
#15		07/19/94	\$ 6,265.00	\$ 12,530.00	10/4/94	\$ 11,310.00	10.10%	\$ 10,179.00
#16		07/21/94	\$ 10,241.00	\$ 20,482.00	10/5/94	\$ 17,212.00	15.97%	\$ 15,490.80
#17		07/21/94	\$ 5,570.00	\$ 11,140.00	10/6/94	\$ 9,050.00	18.76%	\$ 8,145.00
#18		07/21/94	\$ 2,565.00	\$ 5,130.00	10/6/94	\$ 4,650.00	9.36%	\$ 4,185.00
#19		07/22/94	\$ 3,486.00	\$ 6,972.00	10/7/94	\$ 5,647.00	19.00%	\$ 5,082.30
#20		07/25/94	\$ 10,894.78	\$ 21,789.56	10/17/94	\$ 18,590.38	14.65%	\$ 16,731.35
#21		07/25/94	\$ 3,985.00	\$ 7,970.00	10/17/94	\$ 6,970.00	12.55%	\$ 6,273.00
#22		07/26/74	\$ 30,477.00	\$ 60,954.00	10/17/94	\$ 54,504.00	10.58%	\$ 49,053.60
#23		07/29/94	\$ 9,806.00	\$ 19,612.00	10/21/94	\$ 17,452.00	11.01%	\$ 15,706.80
#24		08/01/94	\$ 6,860.00	\$ 13,720.00	10/21/94	\$ 12,930.00	5.76%	\$ 11,637.00
#25		08/05/94	\$ 7,245.00	\$ 14,490.00	10/24/94	\$ 12,730.00	12.15%	\$ 11,457.00
#26		08/09/94	\$ 4,742.00	\$ 9,484.00	10/27/94	\$ 8,734.00	7.91%	\$ 7,860.60
#27		09/23/94	\$ 29,441.00	\$ 58,882.00	11/02/94	\$ 26,465.10*	26.68%	\$ 23,818.59
Additional disbursement because of qualified debt					11/30/94	\$ 15,085.52*		\$ 13,577.04
						\$ 41,550.69		\$ 37,395.63
#28		10/11/94	\$ 36,239.00	\$ 72,478.00		-----		-----
			\$ 490,223.16	\$ 980,446.32		\$ 778,373.33		\$ 700,536.00

*Limited by Qualified Debt

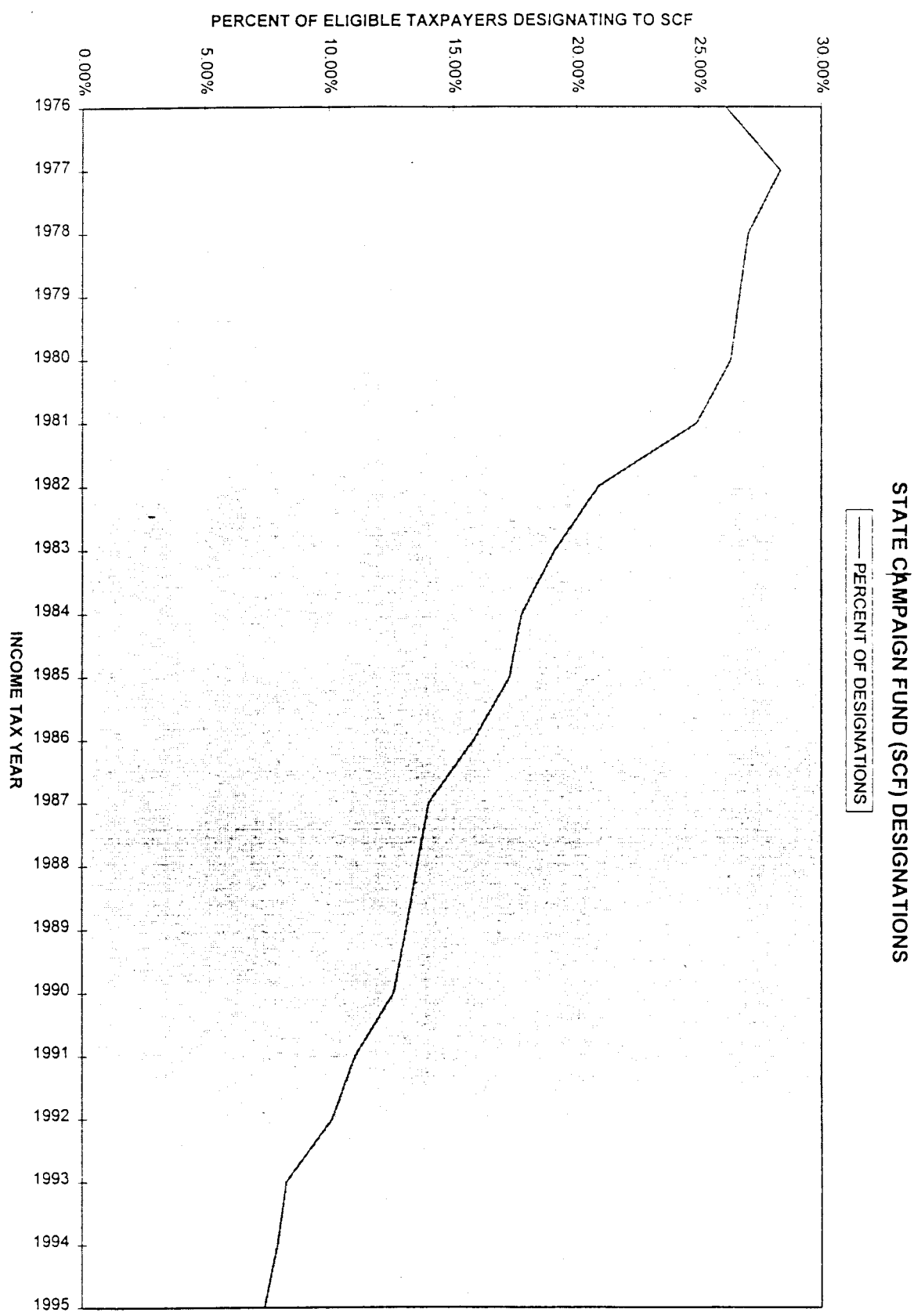
PUBLIC FUNDING APPLICATIONS
WITH RESUBMISSIONS

Candidate Name	App #	Date Submitted	Qualifying Contributions	Public Funds Requested	Date Certified	Amount Certified	Error Rate	Amount Disbursed By Treasury(90%)
Total for Primary Election			\$1,879,182.39	\$3,684,101.86		\$3,402,736.71		\$3,121,541.34
<u>General Election</u>								
Wolpe		08/05/94	\$1,125,000.00		8/09/94-C	\$ 56,250.00		\$ 56,250.00
Wolpe					8/24/94-C	\$ 1,068,750.00		\$ 1,068,750.00
Engler		08/11/94	\$1,125,000.00		8/24/94-C	<u>\$ 1,125,000.00</u>		<u>\$ 1,125,000.00</u>
GRAND TOTAL						\$5,652,736.71		\$ 5,371,541.34

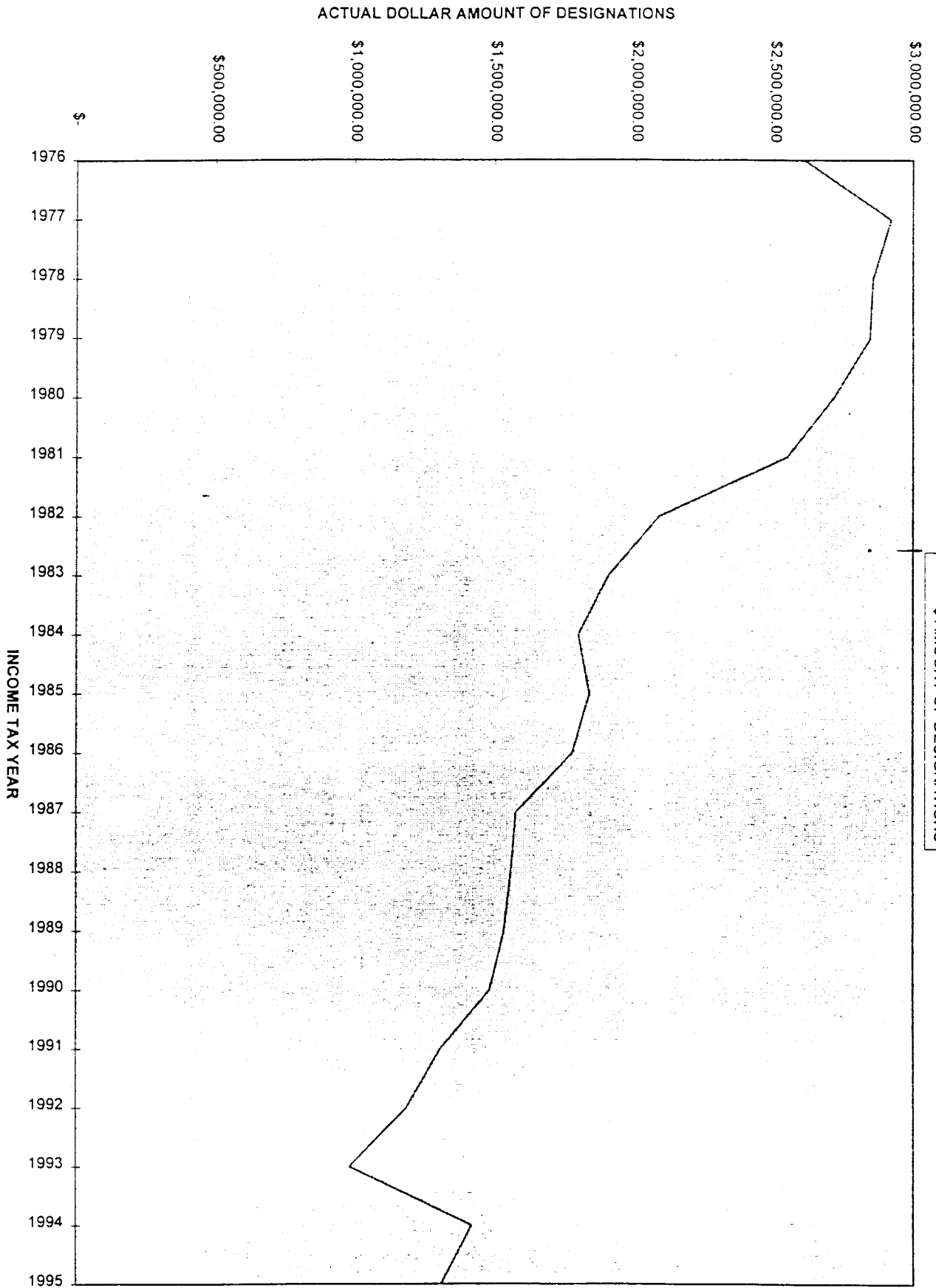
12/15/95pfapreq4mft

STATE CAMPAIGN FUND (SCF) DESIGNATIONS

<u>TAX YEAR</u>	<u>NUMBER OF</u>	<u>\$ AMOUNT</u>	<u>POTENTIAL</u>	<u>PERCENT OF</u>	<u>PERCENT CHANGE</u>
	<u>DESIGNATIONS</u>	<u>OF DESIGNATIONS</u>	<u>DESIGNATIONS</u>	<u>DESIGNATIONS</u>	<u>IN DESIGNATIONS</u>
1976	1,303,780	\$ 2,607,560.00	4,996,671	26.09%	
1977	1,460,000	\$ 2,920,000.00	5,153,000	28.33%	-11.98%
1978	1,427,200	\$ 2,854,400.00	5,280,900	27.03%	2.25%
1979	1,422,100	\$ 2,844,200.00	5,331,900	26.67%	0.36%
1980	1,357,600	\$ 2,715,200.00	5,158,300	26.32%	4.5%
1981	1,273,300	\$ 2,546,600.00	5,108,800	24.92%	6.21%
1982	1,042,300	\$ 2,084,600.00	4,984,000	20.91%	18.14%
1983	952,400	\$ 1,904,800.00	4,977,900	19.13%	8.63%
1984	899,000	\$ 1,798,000.00	5,051,800	17.80%	5.61%
1985	918,500	\$ 1,837,000.00	5,309,400	17.30%	-2.17%
1986	887,800	\$ 1,775,600.00	5,607,200	15.83%	3.34%
1987	787,600	\$ 1,575,200.00	5,611,400	14.04%	11.29%
1988	779,000	\$ 1,558,000.00	5,752,400	13.54%	1.09%
1989	767,300	\$ 1,534,600.00	5,850,400	13.12%	1.50%
1990	741,900	\$ 1,483,800.00	5,885,600	12.61%	3.31%
1991	653,000	\$ 1,306,000.00	5,900,500	11.07%	11.98%
1992	593,000	\$ 1,186,000.00	5,839,000	10.16%	9.19%
1993	491,300	\$ 982,600.00	5,909,700	8.31%	17.15%
1994	473,600	\$ 1,420,800.00	5,949,700	7.96%	3.60%
1995	437,200	\$ 1,311,600.00	5,874,200	7.44%	8%
TOTAL	18,667,880	\$ 38,246,560.00	109,532,771	17.04%	



STATE CAMPAIGN FUND DESIGNATIONS





CANDICE S. MILLER, Secretary of State
MICHIGAN DEPARTMENT OF STATE

SUMMARY OF 1994 GUBERNATORIAL AUDIT FINDINGS

Engler for Governor Committee

The Engler For Governor Committee received Public Funding of \$891,000.00 for the Primary Election and \$1,125,000.00 for the General Election. The committee spent \$889,117.20 of public funds in the Primary Election, returning \$1,882.80 to the State Campaign Fund, and spent all public funds received for the General Election. The committee received private contributions for the Primary Election of \$2,239,015.44 and \$73,313.40 for the General Election. The committee spent \$1,172,264.87 of private funds in the Primary Election and \$845,380.93 in private funds in the General Election. Expenditures subject to the \$2 million expenditure limitation (includes in-kind contributions) totaled \$1,965,774.05 in the Primary Election and \$1,950,151.16 in the General Election.

The audit disclosed that expenditures subject to the \$2 million expenditure limitation were over reported by \$221.68 for the Primary Election and under reported by \$7,261.42 for the General Election. These reporting errors did not result in a violation of the Campaign Finance Act. Internal Audit Division provides reasonable assurance that the Engler for Governor Committee has complied with the requirements of the Michigan Campaign Finance Act of 1976, P.A. 388, as amended.

Wolpe For Governor Committee

The Wolpe For Governor Committee received Public Funding of \$700,535.98 for the Primary Election and \$1,125,000.00 for the General Election. The committee spent all public funds received in the Primary and General Elections. The committee received \$1,107,313.37 in private contributions for the Primary Election and \$775,125.55 for the General Election. They spent \$1,107,313.37 in the Primary Election and \$647,193.62 for the General Election. Expenditures subject to the \$2 million expenditure limitation (includes in-kind contributions) totaled \$1,746,702.41 in the Primary Election and \$1,794,490.06 in the General Election.

The audit disclosed that expenditures subject to the \$2 million expenditure limitation were under reported by \$249.90 for the Primary Election. These reporting errors did not result in a violation of the Campaign Finance Act. Internal Audit Division provides reasonable assurance that the Wolpe for Governor Committee has complied with the requirements of the Michigan Campaign Finance Act of 1976, P.A. 388, as amended.

Larry Owen For Governor Committee

The Larry Owen For Governor Committee received Public Funding of \$550,916.21 for the Primary Election and private contributions of \$1,024,347.28. The committee spent \$1,023,216.70 in private funds and \$549,595.30 of public funds, returning \$1,320.91 in public funds to the State Campaign Fund. Expenditures subject to the \$2 million expenditure limitation (includes in-kind contributions) totaled \$1,354,336.74.

The audit disclosed that expenditures subject to the \$2 million expenditure limitation were under reported by \$21,185.23; one public funds receipt of \$2,363.40 was included twice on Campaign Statements; and private funds receipts of \$4,503.27 were not included on Campaign Statements. The committee purchased a \$40.00 fund raiser ticket from public funds to another candidate's fund raiser event, but promptly corrected this error upon notification. Internal Audit Division provides reasonable assurance that the Larry Owen for Governor Committee has complied with the requirements of the Michigan Campaign Finance Act of 1976, P.A. 388, as amended.

Stabenow For Governor Committee

The Stabenow For Governor Committee received Public Funding of \$716,483.94 for the Primary Election and private contributions of \$768,627.23. The committee spent \$ 456,787.50 in private funds and \$716,478.50 in public funds, returning \$5.44 in public funds to the State Campaign Fund. Expenditures subject to the \$2 million expenditure limitation (includes in-kind contributions) totaled \$1,413,996.08.

The audit disclosed that an in-kind contribution of \$300.00 was omitted from the 1994 Annual Campaign Statement which resulted in under reporting the expenditures subject to the expenditure limitation by \$300.00. The reporting error did not result in any violations of the Campaign Finance Act. Internal Audit Division provides reasonable assurance that the Stabenow for Governor Committee has complied with the requirements of the Michigan Campaign Finance Act of 1976, P.A. 388, as amended.

Lynn Jondahl For Governor Committee

The Lynn Jondahl For Governor Committee received Public Funding of \$262,605.39 for the Primary Election and private contributions of \$249,800.56. The committee spent \$249,748.70 in private funds and \$262,525.73 in public funds, returning \$79.66 in public funds to the State Campaign Fund. Expenditures subject to the \$2 million expenditure limitation (includes in-kind contributions) totaled \$513,965.28.

Expenditures subject to the \$2 million expenditure limitation were over reported by \$8,181.56. The reporting errors did not result in any violations of the Campaign Finance Act. Internal Audit Division provides reasonable assurance that the Lynn Jondahl for Governor Committee has complied with the requirements of the Michigan Campaign Finance Act of 1976, P.A. 388, as amended.

Michigan Gubernatorial Public Funding Program 1998 Analysis

Michigan's Gubernatorial Public Funding Program was created as part of the Campaign Finance Act, Public Act 388, 1976, as amended, MCL 169.202 - MCL 169.282. The first gubernatorial election for which public funds were available was the 1978 election. Major changes occurred with the passage of Senate Bill 595 of 1993 which became Public Act 262. Public Act 262 of 1993 was signed on December 14, 1993 by Governor John Engler with immediate effect, with the exception of section 12 which took effect January 1, 1995.

Immediate Effect:

- Section 61(1). The check-off for the State Campaign Fund on the Michigan 1040 Individual Income Tax Return increased from \$2 (individual) and \$4 (joint return) to \$3 and \$6 with the 1993 tax returns.
- Section 61(4). Funds designated for the State Campaign Fund is allowed to remain in the fund until reaching a cap of \$10 million. Funds in excess of \$10 million revert to the general fund on December 31 immediately following a gubernatorial general election. Previously all State Campaign Funds remaining after the gubernatorial general election reverted to the general fund.
- Section 66(2). The \$300,000 fund raising exemption is eliminated. There is no longer a separate category for expenditures subject to the fund raising exemption.
- Section 67(1). The expenditure limitation was increased to \$2,000,000. The previous limitation was \$1,500,000 plus the \$300,000 fund raising exemption, for an effective total of \$1,800,000. This has no effect on the amount of public funds a candidate may receive. The percentage amounts in the act that were based on the expenditure limitation were replaced with specific dollar amounts.

Effective January 1, 1995:

Section 12(1). Only contributions received after April 1 of 1997 from individuals who are residents of the state of Michigan as defined in election law for voting purposes qualify for matching funds for the 1998 gubernatorial elections. This change did not affect the qualification of contributions received during the 1994 election cycle.

- Contributions that were formerly **excluded** from the definition of "qualifying contributions" and are now **included** are:

Contributions from the candidate
Contributions from the candidate's immediate family

- Contributions that were formerly **included** in the definition of "qualifying contributions" but are now **excluded** are:

Contributions from individuals who are not residents of Michigan
Contributions from Political Party Committees
Contributions from Political or Independent Committees (PACs)
Contributions from Unincorporated businesses
Contributions (in the form of ticket purchases) from Officeholder Expense Funds (OEFs)

(The change does not prohibit contributions from these sources; however, those contributions are no longer be matchable with public funds. Officeholder Expense Funds were eliminated with legislation that was effective on December 29, 1994.)

The first time there was a carryover of funds in the State Campaign Fund was following the 1994 gubernatorial election.

1994 Elections

Funds available for 1994 gubernatorial elections \$5,449,700.00

1994 Primary Election

<u>Candidates</u>	<u>Certified</u>	<u>Disbursed*</u>	<u>Refunded to State</u>
Owen	\$ 550,916.04	\$ 550,916.21	\$ 1,320.91
Stabenow	\$ 791,663.60	\$ 716,483.94	\$ 5.44
Engler	\$ 990,000.00	\$ 891,000.00	\$ 1,882.80
Jondahl	\$ 291,783.74	\$ 262,605.39	\$ 79.66
Wolpe	<u>\$ 778,373.33</u>	<u>\$ 700,535.98</u>	<u>\$ -0-</u>
	\$3,402,736.71	\$3,121,541.52	\$ 3,288.81

*Section 61(5) of the Campaign Finance Act provides

"Before the distribution of funds under this act to qualifying primary election candidates, the state treasurer shall set aside sufficient funds from the state campaign fund to fully implement the formula for distributing funds to qualifying general election candidates. If insufficient funds

exist in the state campaign fund to provide full funding to eligible primary election candidates. the campaign funds shall be distributed to those candidates on a pro rata basis.”

A shortfall was expected in the State Campaign Fund designations for the 1994 elections; therefore the distribution of funds for the primary election was prorated pursuant to the provisions of Section 61(5). The initial distribution of funds was at 65% of qualifying amount, based on the estimate by the Department of Treasury as to the amount of funds available . This amount was increased to 90% on May 13, 1994. Doug Roberts, State Treasurer, stated that “this revision resulted from the elimination of any uncertainties relative to the number of candidates eligible for payment and an analysis of the actual filings of the candidates to date.” Warrants totalling \$499,000.00 were issued by the Department of Treasury to adjust prior payments to candidates from 65% to 90% of eligibility.

The final adjustment, from 90% to 100% was made by the Department of Treasury on February 3, 1995. In order for a Candidate Committee to receive the remaining 10%, the committee must have debt remaining that qualified to be paid with public funds. Of the candidates, only Stabenow for Governor and Owen for Governor still had remaining debt and received additional public funds on that date (\$3,986.70 and \$ 55,091.63, respectively).

1994 General Election

Engler	\$1,125,000.00
Wolpe	<u>\$1,125,000.00</u>
	\$2,250,000.00

Available for 1994	\$5,449,700.00
Disbursed for 1994 elections	<u>\$5,371,541.52</u>
Remaining	\$ 78,158.48
Returned to fund by candidates	<u>\$ 3,288.81</u>
Carried over in State Campaign Fund	\$ 81,447.29

Gubernatorial candidates who have public funds remaining in their accounts subsequent to the election are required to file a Public Funds Status Report every 30 days to report the status of those funds. Any public funds not spent by the committee for qualified expenditures must be returned to the State Campaign Fund.

1998 Elections

Carried over from 1994 Elections	\$ 81,447.29	
1994 Tax Year Designated Funds	\$1,420,800.00	
1995 Tax Year Designated Funds	\$1,311,600.00	
1996 Tax Year Designated Funds	\$1,378,200.00	
1997 Tax Year Designated Funds	<u>\$1,592,538.00</u>	
Total available for 1998 elections		\$5,784,585.29

Set aside for the 1998 General Election - major party	\$2,250,000.00	
Set aside for possible third party or independent candidate in 1998 General Election	<u>\$ 250,000.00</u>	
Total set-aside for 1998 General Election		\$2,500,000.00*

1998 Primary Election

Available funds for the 1998 Primary Election distribution		\$3,284,585.29
Contributions submitted for matching funds for Primary Election	\$1,198,487.39	
Contributions determined to be eligible for matching funds	\$1,148,600.15*	

Public Funds Certified by Bureau of Elections and Disbursed by Department of Treasury for Primary Election:

Engler for Governor	\$ 990,000.00	
Owen for Governor	\$ 730,955.76	
Citizens to Elect Doug Ross Governor	<u>\$ 576,244.54</u>	
Total disbursed for 1998 Primary Election		\$2,297,200.30*

(*Candidate Committees receive \$2.00 for each dollar determined to be eligible for matching funds)

1998 General Election

Total original funds set-aside for General Election	\$2,500,000.00
---	-----------------------

General Election Disbursements

Engler for Governor August 14, 1998	\$ 56,250.00	
August 25, 1998	<u>\$1,068,750.00</u>	
Total disbursed for General Election		\$1,125,000.00

Total disbursed for 1998 Primary and General Elections	\$3,422,200.30
Balance remaining of original set-aside for General Election	\$1,375,000.00
Balance remaining of funds available for Primary Election	<u>\$ 987,384.99</u>
Estimate of balance remaining in State Campaign Fund as of December 18, 1998	\$2,362,384.99

Bureau of Elections
P.O. Box 20126
Lansing, Michigan 48901-0726

STATE OF MICHIGAN



Elections: (517) 373-2540
Campaign Finance: (517) 373-8558
Lobby Registration: (517) 373-8558

CANDICE S. MILLER, Secretary of State
MICHIGAN DEPARTMENT OF STATE

**MICHIGAN GUBERNATORIAL PUBLIC FUNDING UPDATE
FOR 1998 ELECTIONS**
January 14, 1999

PRIMARY ELECTION

ENGLER FOR GOVERNOR - ID# 505090-1

Public Funding Application #1-Submitted 12/1/97	\$ 88,500.00	
Requested	\$ 177,000.00	
Bureau of Elections Certified by Review 1/5/98	\$ 173,800.00	
Department of Treasury disbursed (85%) 1/8/98		\$ 147,730.00
Department of Treasury disbursed (15%) 7/10/98		\$ 26,070.00
Total certified and disbursed for Application #1		\$ 173,800.00
Error Rate for Application #1	1.81%	

Public Funding Application #2-Submitted 1/14/98	\$ 421,373.24	
Requested	\$ 842,746.48	
Bureau of Elections expedited 1/15/98 (90%)	\$ 758,471.83	
Department of Treasury disbursed (85%) 1/16/98		\$ 644,701.06
Department of Treasury disbursed (15%) 7/10/98		\$ 113,770.77
Bureau of Elections Certified by Review- Additional(3/24/98)	\$ 50,620.01	
Department of Treasury disbursed (85%) 3/26/98		\$ 43,027.01
Department of Treasury disbursed(15%) 7/10/98		\$ 7,593.00
Total certified and disbursed for Application #2		\$ 809,091.84
Error Rate for Application #2	3.97%	

Public Funding Application #3 - Submitted 3/26/98	\$ 5,000.00	
Requested	\$ 10,000.00	
Bureau of Elections Certified by Review 3/30/98	\$ 7,108.16	
Department of Treasury disbursed (85%) 3/31/98		\$ 6,041.94
Department of Treasury disbursed (15%) 7/10/98		\$ 1,066.22
Total disbursed for Application #2		\$ 7,108.16
(Total certified for Application #3 = \$10,000.00 limited to \$7,108.16 by \$990,000 statutory maximum)		
Error Rate for Application #3	0.00%	

Engler for Governor (continued)

Total submitted by Engler for Governor as of March 26, 1998 = \$ 514,873.24
 Total certified and disbursed to Engler for Governor for Primary Election = \$ 990,000.00

Overall Error Rate 3.56%

CITIZENS TO ELECT DOUG ROSS GOVERNOR - ID# 508369-6

Public Funding Application #1-Submitted 12/5/97	\$ 101,576.27	
Requested	\$ 203,152.54	
Bureau of Elections Certified by Review 1/5/98	\$ 197,492.54	
Department of Treasury disbursed (85%) 1/8/98		\$ 167,868.66
Department of Treasury disbursed (15%) 7/10/98		\$ 29,623.88
Resubmission #1 of App #1 Submitted 10/22/98	\$ 1,475.00	
Requested	\$ 2,950.00	
Bureau of Elections Certified by Review 11/17/98 Additional	\$ 2,950.00	
Department of Treasury disbursed 11/18/98		\$ 2,950.00
Resubmission #2 of App #1 Submitted 12/1/98	\$ 460.00	
Requested	\$ 920.00	
Bureau of Elections Certified by Review 12/17/98 Additional	\$ 720.00	
Department of Treasury disbursed 12/18/98		\$ 720.00
Resubmission #3 of App #1 Submitted 12/14/98	\$ 100.00	
Requested	\$ 200.00	
Bureau of Elections Certified by Review 12/17/98 Additional	\$ 200.00	
Department of Treasury disbursed 12/18/98		\$ 200.00
Total submitted for Application #1 after Resubmissions	\$ 101,551.27	
Total certified and disbursed for Application #1		\$ 201,362.54
Overall Error Rate for Application #1 after Resubmissions	0.86%	

Public Funding Application #2- Submitted 12/19/97	\$ 22,155.00	
Requested	\$ 44,310.00	
Bureau of Elections Certified by Review 1/13/98	\$ 41,830.00	
Department of Treasury disbursed (85%) 1/14/98		\$ 35,555.50
Department of Treasury disbursed (15%) 7/10/98		\$ 6,274.50
Resubmission #1 of App #2 Submitted 10/22/98	\$ 600.00	
Requested	\$ 1,200.00	
Bureau of Elections Certified by Review 11/17/98 Additional	\$ 400.00	
Department of Treasury disbursed 11/18/98		\$ 400.00

Resubmission #2 of App #2 Submitted 12/11/98	\$ 440.00	
Requested	\$ 880.00	
Bureau of Elections Certified by Review 12/17/98 Additional	\$ 880.00	
Department of Treasury disbursed 12/18/98		\$ 880.00
Resubmission #3 of App #2 Submitted 12/14/98	\$ 100.00	
Requested	\$ 200.00	
Bureau of Elections Certified by Review 12/17/98 Additional	\$ 200.00	
Department of Treasury disbursed 12/18/98		\$ 200.00
Total submitted for Application #2 after Resubmissions	\$ 22,255.00	
Total certified and disbursed for Application #2		\$ 43,310.00
Overall Error Rate for Application #2 after Resubmissions	2.70%	

Public Funding Application #3- Submitted 2/2/98	\$ 11,431.00 (corrected)	
Requested	\$ 22,862.00	
Bureau of Elections Expedited 2/4/98 (90%)	\$ 20,485.80	
Department of Treasury disbursed (85%) 2/5/98		\$ 17,412.93
Department of Treasury disbursed (15%) 7/10/98		\$ 3,072.87
Bureau of Elections Certified by Review 5/12/98 Additional	\$ 1,106.20	
Department of Treasury disbursed (85%) 5/13/98		\$ 940.27
Department of Treasury disbursed (15%) 7/10/98		\$ 165.93
Adjustment for contribution #1649		(-) \$ 200.00
Resubmission #1 of App #3 Submitted 10/22/98	\$ 175.00	
Requested	\$ 350.00	
Bureau of Elections Certified by Review 11/17/98 Additional	\$ 150.00	
Department of Treasury disbursed 11/18/98		\$ 150.00
Resubmission #2 of App #3 Submitted 12/11/98	\$ 300.00	
Requested	\$ 600.00	
Bureau of Elections Certified by Review 12/18/98	\$ 600.00	
Department of Treasury disbursed		\$ 600.00
Total submitted for Application #3 after Resubmissions	\$ 11,381.00	
Total certified and disbursed for Application #3 after Resubmissions		\$ 22,142.00
Overall Error Rate for Application #3 after Resubmissions	2.72%	

Public Funding Application #4- Submitted 3/20/98	\$ 6,672.00	
Requested	\$ 13,344.00	
Bureau of Elections Certified by Review 3/30/98	\$ 12,944.00	
Department of Treasury disbursed (85%) 3/31/98		\$ 11,002.40
Department of Treasury disbursed (15%) 7/10/98		\$ 1,941.60
Resubmission #1 of App #4 Submitted 11/12/98	\$ 200.00	
Requested	\$ 400.00	
Bureau of Elections Certified by Review 11/17/98 Additional	\$ 400.00	

Citizens for Doug Ross Governor (continued)

Department of Treasury disbursed 11/18/98	\$	400.00
Total submitted for Application #4 (after Resubmission)	\$	6,672.00
Total certified and disbursed for Application #4	\$	13,344.00
Overall Error Rate for Application #4 after Resubmission		0.00%

Public Funding Application #5- Submitted 4/10/98	\$	7,676.00	
Requested	\$	15,352.00	
Bureau of Elections Expedited 4/14/98 (90%)	\$	13,816.80	
Department of Treasury disbursed (85%) 4/14/98			\$ 11,744.28
Department of Treasury disbursed (15%) 7/10/98			\$ 2,072.52
Bureau of Elections Certified by Review 4/28/98 Additional	\$	543.20	
Department of Treasury disbursed (85%) 4/29/98			\$ 461.72
Department of Treasury disbursed (15%) 7/10/98			\$ 81.48
Resubmission #1 of App #5 Submitted 11/12/98	\$	25.00	
Requested	\$	50.00	
Bureau of Elections Certified by Review 11/17/98 Additional	\$	50.00	
Department of Treasury disbursed 11/18/98			\$ 50.00
Resubmission #2 of App #5 Submitted 12/11/98	\$	200.00	
Requested	\$	400.00	
Bureau of Elections Certified by Review 12/17/98	\$	400.00	
Department of Treasury disbursed 12/18/98			\$ 400.00
Total submitted for Application #5 after Resubmissions	\$	7,676.00	
Total certified and disbursed for Application #5 after Resubmissions	\$		14,810.00
Overall Error Rate for Application #5 after Resubmissions		3.53%	

Public Funding Application #6- Submitted 4/27/98	\$	5,008.00	
Requested	\$	10,016.00	
Bureau of Elections Certified by Review 4/30/98	\$	9,326.00	
Department of Treasury disbursed (85%) 5/4/98			\$ 7,927.10
Department of Treasury disbursed (15%) 7/10/98			\$ 1,398.90
Total certified and disbursed for Application #6			\$ 9,326.00
Error Rate for Application #6		6.89%	

Public Funding Application #7 - Submitted 4/6/98	\$	18,536.00(Corrected)	
Requested	\$	37,072.00	
Bureau of Elections Certified by Review 5/12/98	\$	13,702.00	
Department of Treasury disbursed (85%) 5/13/98			\$ 11,646.70

Department of Treasury disbursed (15%) 7/10/98		\$ 2,055.30
Resubmission #1 of App #7 Submitted 10/22/98	\$ 2,600.00	
Requested	\$ 5,200.00	
Bureau of Elections Certified by Review 11/17/98 Additional	\$ 400.00	
Department of Treasury disbursed 11/18/98		\$ 400.00
Resubmission #2 of App #7 Submitted 12/11/98	\$ 1,400.00	
Requested	\$ 2,800.00	
Bureau of Elections Certified by Review 12/18/98 Additional	\$ 2,800.00	
Department of Treasury disbursed 12/18/98		\$ 2,800.00
Resubmission #3 of App #7 Submitted 12/14/98	\$ 300.00	
Requested	\$ 600.00	
Bureau of Elections Certified by Review 12/18/98 Additional	\$ 600.00	
Department of Treasury disbursed 12/18/98		\$ 600.00
Total submitted for Application #7 after Resubmissions	\$ 18,586.00	
Total certified and disbursed for Application #7		\$ 17,502.00
Overall Error Rate for Application #7 after Resubmissions	52.92%	

Public Funding Application #8 - Submitted 5/13/98	\$ 6,760.00	
Requested	\$ 13,520.00	
Bureau of Elections Expedited 5/15/98 (90%)	\$ 12,168.00	
Department of Treasury disbursed (85%) 5/15/98		\$ 10,342.80
Department of Treasury disbursed (15%) 7/10/98		\$ 1,825.20
Bureau of Elections Certified by Review 6/8/98 Additional	\$ 592.00	
Department of Treasury disbursed (85%) 6/10/98		\$ 503.20
Department of Treasury disbursed (15%) 4/10/98		\$ 88.80
Resubmission #1 of App #8 Submitted 11/12/98	\$ 145.00	
Requested	\$ 290.00	
Bureau of Elections Certified by Review 11/17/98 Additional	\$ 40.00	
Department of Treasury disbursed 11/18/98		\$ 40.00
Resubmission #2 of App #8 Submitted 12/11/98	\$ 10.00	
Requested	\$ 20.00	
Bureau of Elections Certified by Review 12/17/98 Additional	\$ 20.00	
Department of Treasury disbursed 12/18/98		\$ 20.00
Total submitted for Application #8 after Resubmissions	\$ 6,760.00	
Total certified and disbursed for Application #8		\$ 12,820.00
Overall Error Rate for Application #8 after Resubmissions	5.18%	

Public Funding Application #9 - Submitted 6/4/98	\$ 9,060.00	
Requested	\$ 18,120.00	
Bureau of Elections Expedited 6/9/98 (90%)	\$ 16,308.00	
Department of Treasury disbursed (85%) 6/10/98		\$ 13,861.80

Citizens for Doug Ross Governor (continued)

Department of Treasury disbursed (14%) 7/10/98		\$ 2,446.20
Bureau of Elections Certified by Review 6/15/98 Additional	\$ 332.00	
Department of Treasury disbursed (85%) 6/16/98		\$ 282.20
Department of Treasury disbursed (15%) 7/10/98		\$ 49.80
Resubmission #1 of App #9 Submitted 11/12/98	\$ 415.00	
Requested	\$ 830.00	
Bureau of Elections Certified by Review 11/17/98 Additional	\$ 830.00	
Department of Treasury disbursed 11/18/98		\$ 830.00
Total submitted for Application #9 (after Resubmission)	\$ 9,060.00	
Total certified and disbursed for Application #9		\$ 17,470.00
Overall Error Rate for Application #9 after Resubmission	3.59%	

Public Funding Application #10 - Submitted 6/26/98	\$ 22,471.00	
Requested	\$ 44,942.00	
Bureau of Elections Expedited 6/29/98 (90%)	\$ 40,447.80	
Department of Treasury disbursed (85%) 6/30/98		\$ 34,380.63
Department of Treasury disbursed (15%) 7/10/98		\$ 6,067.17
Bureau of Elections Certified by Review 7/15/98 Additional	\$ 1,954.20	
Department of Treasury disbursed 7/16/98		\$ 1,954.20
Resubmission #1 of App #10 Submitted 10/22/98	\$ 535.00	
Requested	\$ 1,070.00	
Bureau of Elections Certified by Review 11/17/98 Additional	\$ 120.00	
Department of Treasury disbursed 11/18/98		\$ 120.00
Resubmission #2 of App #10 Submitted 12/11/98	\$ 75.00	
Requested	\$ 150.00	
Bureau of Elections Certified by Review 12/17/98 Additional	\$ 150.00	
Department of Treasury disbursed 12/18/98		\$ 150.00
Resubmission #3 of App #10 Submitted 12/14/98	\$ 35.00	
Requested	\$ 70.00	
Bureau of Elections Certified by Review 12/17/98 Additional	\$ 70.00	
Department of Treasury disbursed 12/18/98		\$ 70.00
Total submitted for Application #10 after Resubmissions	\$ 22,471.00	
Total certified and disbursed for Application #10 after Resubmissions		\$ 42,742.00
Overall Error Rate for Application #10 after Resubmissions	4.90%	

Public Funding Application #11 - Submitted 7/7/98	\$ 15,415.00	
Requested	\$ 30,830.00	
Bureau of Elections Expedited 7/8/98 (90%)	\$ 27,747.00	
Department of Treasury disbursed (85%) 7/9/98		\$ 23,584.95

Citizens for Doug Ross Governor (continued)

Department of Treasury disbursed (15%) 7/10/98		\$ 4,162.05
Bureau of Elections Certified by Review 7/17/98 Additional	\$ 533.00	
Department of Treasury disbursed 7/17/98		\$ 533.00
Adjustment for Contribution #3172		(-) \$ 200.00
Resubmission #1 of App #11 Submitted 10/22/98	\$ 475.00	
Requested	\$ 950.00	
Bureau of Elections Certified by Review 11/17/98 -Additional	\$ 600.00	
Department of Treasury disbursed 11/18/98		\$ 600.00
Resubmission #2 of App #11 Submitted 12/11/98	\$ 25.00	
Requested	\$ 50.00	
Bureau of Elections Certified by Review 12/17/98 Additional	\$ 50.00	
Department of Treasury disbursed 12/18/98		\$ 50.00
Total submitted for Application #11 after Resubmissions	\$ 15,415.00	
Total certified and disbursed for Application #11		\$ 28,730.00
Overall Error Rate for Application #11 after Resubmissions	6.81%	

Public Funding Application #12 - Submitted 7/13/98	\$ 6,325.00	
Requested	\$ 12,650.00	
Bureau of Elections Expedited 7/14/98 (90%)	\$ 11,385.00	
Department of Treasury disbursed 7/15/98		\$ 11,385.00
Bureau of Elections Certified by Review 7/17/98 Additional	\$ 715.00	
Department of Treasury disbursed 7/17/98		\$ 715.00
Resubmission #1 of App #12 Submitted 10/22/98	\$ 175.00	
Requested	\$ 350.00	
Bureau of Elections Certified by Review 11/17/98 Additional	\$ 350.00	
Department of Treasury disbursed 11/18/98		\$ 350.00
Total submitted for Application #12(after Resubmission)	\$ 6,325.00	
Total certified and disbursed for Application #12		\$ 12,450.00
Overall Error Rate for Application #12 after Resubmission	1.58%	

Public Funding Application #13 - Submitted 7/22/98	\$ 20,035.00	
Requested	\$ 40,070.00	
Bureau of Elections Expedited 7/23/98 (90%)	\$ 36,063.00	
Department of Treasury disbursed 7/23/98		\$ 36,063.00
Bureau of Elections Certified by Review 8/4/98	\$ 35,720.00	
Department of Treasury disbursed 8/4/98		(-) \$ 343.00

Resubmission #1 of App #13 Submitted 11/12/98	\$ 750.00	
Requested	\$ 1,500.00	
Bureau of Elections Certified by Review 11/17/98 Additional	\$ 1,500.00	
Department of Treasury disbursed 11/18/98	\$ 1,500.00	
Resubmission #2 of App #13 Submitted 12/11/98	\$ 150.00	
Requested	\$ 300.00	
Bureau of Elections Certified by Review 12/17/98 Additional	\$ 300.00	
Department of Treasury disbursed 12/18/98		\$ 300.00
Total submitted for Application #13 after Resubmissions	\$ 20,035.00	
Total certified and disbursed for Application #13		\$ 37,520.00
Overall Error Rate for Application #13 after Resubmission	6.36%	

Public Funding Application #14 - Submitted 7/29/98	\$ 22,241.00	
Requested	\$ 44,482.00	
Bureau of Elections Expedited 7/29/98 (90%)	\$ 40,033.80	
Department of Treasury disbursed 7/29/98		\$ 40,033.80
Bureau of Elections Certified by Review 8/4/98	\$ 35,990.00	
Department of Treasury disbursed 8/4/98		(-) \$ 4,043.80
Resubmission #1 of App #14 Submitted 11/12/98	\$ 2,280.00	
Requested	\$ 4,560.00	
Bureau of Elections Certified by Review 11/17/98 Additional	\$ 3,960.00	
Department of Treasury disbursed 11/18/98		\$ 3,960.00
Resubmission #2 of App #14 Submitted 12/11/98	\$ 730.00	
Requested	\$ 1,460.00	
Bureau of Elections Certified by Review 12/17/98	\$ 1,260.00	
Department of Treasury disbursed 12/18/98		\$ 1,260.00
Total submitted for Application #14 after Resubmissions	\$ 22,266.00	
Total certified and disbursed for Application #14		\$ 41,210.00
Overall Error Rate for Application #14 after Resubmissions	7.46%	

Public Funding Application #15 - Submitted 8/4/98	\$ 16,448.00	
Requested	\$ 32,896.00	
Bureau of Elections Expedited 8/4/98 (80%)*	\$ 26,316.80	
Department of Treasury disbursed 8/4/98		\$ 26,316.80

* Expedited payment was at 80% due to original error rates of 10.86% on Application #13 and 19.09% on Application #14

Citizens for Doug Ross Governor (continued)

Resubmission #1 of App #17 Submitted 12/14/98	\$	220.00	
Requested	\$	440.00	
Bureau of Elections Certified by Review 12/17/98 Additional	\$	240.00	
Department of Treasury disbursed 12/18/98			\$ 240.00
Total submitted for Application #17 after Resubmissions	\$	5,490.00	
Total certified and disbursed for Application # 17			\$ 9,420.00
Error Rate for Application #17 after Resubmissions		14.21%	
Public Funding Application #18 Submitted 11/12/98	\$	4,075.00	
Requested	\$	8,150.00	
Bureau of Elections Certified by Review 12/7/98	\$	7,650.00	
Department of Treasury disbursed 12/8/98			\$ 7,650.00
Resubmission #1 of App #18 Submitted 12/14/98	\$	50.00	
Requested	\$	100.00	
Bureau of Elections Certified by Review 12/17/98 Additional	\$	-0-	
Total submitted for Application #18 after Resubmission	\$	4,075.00	
Total certified and disbursed for Application # 18			\$ 7,650.00
Error Rate for Application #18 after Resubmission		6.13%	
Public Funding Application #19 Submitted 12/4/98	\$	1,590.00	
Requested	\$	3,180.00	
Bureau of Elections Certified by Review 12/7/98	\$	2,780.00	
Department of Treasury disbursed 12/8/98			\$ 2,780.00
Resubmission #1 of App #19 Submitted 12/14/98	\$	200.00	
Requested	\$	400.00	
Bureau of Elections Certified by Review 12/17/98 Additional	\$	400.00	
Department of Treasury disbursed 12/18/98			\$ 400.00
Total submitted for Application #19 after Resubmission	\$	1,590.00	
Total certified and disbursed for Application # 19			\$ 3,180.00
Error Rate for Application #19 after Resubmission		-0-%	
Public Funding Application #20 Submitted 12/14/98	\$	300.00	
Requested	\$	600.00	
Bureau of Elections Certified by Review 12/17/98	\$	600.00	
Department of Treasury disbursed 12/18/98			\$ 600.00
Total certified and disbursed for Application # 20			\$ 600.00
Error Rate for Application #20		-0-%	

Citizens to Elect Doug Ross Governor (continued)

Total Submitted by Citizens to Elect Doug Ross Governor as of December 18, 1998= \$309,284.27

Total Certified and disbursed to Citizens to Elect Doug Ross Governor

as of December 18 1998 = \$576,244.54

Overall Error Rate 6.84.%

Larry Owen for Governor - ID# 506769-9

Public Funding Application #1- Submitted 12/8/97	\$ 115,595.38	
Requested	\$ 231,190.76	
Bureau of Elections Certified by Review 1/12/98	\$ 194,146.76	
Department of Treasury disbursed (85%) 1/14/98		\$ 165,024.75
Department of Treasury disbursed (15%) 7/10/98		\$ 29,122.01
Resubmission of Application #1 Submitted 1/22/97	\$ 6,177.00	
(corrected=	\$ 5,797.00)	
Requested	\$ 12,354.00	
Bureau of Elections Certified by Review 4/13/98	\$ 11,342.00	
Department of Treasury disbursed (85%) 4/14/98		\$ 9,640.70
Department of Treasury disbursed (15%) 7/10/98		\$ 1,701.30
Resubmission #2 of Application #1 Submitted 5/14/98	\$ 7,745.00	
(corrected =	\$ 7,535.00)	
Requested	\$ 15,490.00	
Bureau of Elections Certified by Review 6/19/98	\$ 14,130.00	
Additional adjustment for Resubmission #2 of Application #1		
made in disbursement for Application #6	(-) \$	40.00
Department of Treasury disbursed (85%) 6/22/98		\$ 12,010.50
Department of Treasury disbursed (15%) 7/10/98		\$ 2,119.50
Total certified for Resubmission #2 of App #1	\$ 14,090.00	
Resubmission #3 of Application #1 Submitted 7/15/98	\$ 420.00	
Requested	\$ 840.00	
Bureau of Elections Certified by Review 9/9/98 - Additional	\$ 740.00	
Department of Treasury disbursed 9/10/98		\$ 740.00
Total submitted for Application #1		
(after adjustment and Resubmissions)	\$ 114,655.38	
Total certified and disbursed for Application #1		\$ 220,208.76
Overall Error Rate for Application #1	3.97%	

Larry Owen for Governor (continued)

Public Funding Application #2 -Submitted 1/22/98	\$ 48,213.75	
(3 contributions failed to load)	\$ 47,913.75 (corrected total)	
Requested	\$ 95,827.50	
Bureau of Elections Expedited 1/26/98 (90%)	\$ 86,244.75	
Department of Treasury disbursed (85%) 1/28/98		\$ 73,308.04
Department of Treasury disbursed (15%) 7/10/98		\$ 12,936.71
Bureau of Elections Certified by Review -Additional 3/24/98	\$ 7,712.75	
Department of Treasury disbursed (85%) 3/26/98		\$ 6,555.84
Department of Treasury disbursed (15%) 7/10/98		\$ 1,156.91
Resubmission #1 of Application #2 -Submitted 5/14/98	\$ 620.00	
Requested	\$ 1,240.00	
Bureau of Elections Certified by Review (6/19/98)	\$ 1,090.00	
Department of Treasury disbursed (85%) 6/22/98		\$ 926.50
Department of Treasury disbursed (15%) 7/10/98		\$ 163.50
Resubmission #2 of Application #2 Submitted 7/15/98	\$ 200.00	
Requested	\$ 400.00	
Bureau of Elections Certified by Review -Additional 9/09/98	\$ 400.00	
Department of Treasury disbursed 9/10/98		\$ 400.00
Total submitted for Application #2 & Resubmissions	\$ 47,888.75	
Total certified and disbursed for Application #2 and Resubmissions		\$ 95,447.50
Overall Error Rate for Application #2	0.34%	

Public Funding Application #3 -Submitted 4/09/98	\$ 44,561.00	
Requested	\$ 89,122.00	
Bureau of Elections Expedited 4/13/98 (90%)	\$ 80,209.80	
Department of Treasury disbursed (85%) 4/14/98		\$ 68,178.33
Department of Treasury disbursed (15%) 7/10/98		\$ 12,031.47
Bureau of Elections Certified by Review 4/28/98-Additional	\$ 7,130.20	
Department of Treasury disbursed (85%) 4/29/98		\$ 6,060.67
Department of Treasury disbursed (15%) 7/10/98		\$ 1,069.53
Resubmission #1 of Application #3 Submitted 5/14/98	\$ 385.00	
Requested	\$ 770.00	
Bureau of Elections Certified by Review 6/19/98- Additional	\$ 770.00	
Department of Treasury disbursed (85%) 6/22/98		\$ 654.50
Department of Treasury disbursed (15%) 7/10/98		\$ 115.50
Resubmission #2 of Application #3 Submitted 7/15/98	\$ 175.00	
Requested	\$ 350.00	
Bureau of Elections Certified by Review 9/9/98 - Additional	\$ 350.00	
Department of Treasury disbursed 9/10/98		\$ 350.00

Larry Owen for Governor (continued)

Total submitted for Application #3		
(after adjustments and Resubmission)	\$ 44,531.00	
Total certified and disbursed for Application #3 and Resubmissions		\$ 88,260.00
Overall Error Rate for Application #3	0.90%	

Public Funding Application #4 - Submitted 5/14/98	\$ 15,617.00	
Requested	\$ 31,234.00	
Bureau of Elections Expedited 5/15/98 (90%)	\$ 28,110.60	
Department of Treasury disbursed (85%) 5/15/98		\$ 23,894.01
Department of Treasury disbursed (15%) 7/10/98		\$ 4,216.59
Bureau of Elections Certified by Review 6/8/98 -Additional	\$ 1,773.40	
Department of Treasury disbursed (85%) for Application #4		\$ 1,507.39
Department of Treasury disbursed (15%) 7/10/98		\$ 266.01
Adjustment of Application #1	(-) \$ 110.00	
Adjustment of Application #3	(-) \$ <u>200.00</u>	
Total adjustment	(-) \$ 310.00 x 85% =(-)\$ 263.50	

Note: Actual amount disbursed by Department of Treasury on 6/10/98 was \$1,243.89 because the disbursement included the negative adjustments for Application #1 and Application #3.

Resubmission #1 of Application #4 - Submitted 7/7/98	\$ 575.00	
Requested	\$ 1,150.00	
Bureau of Elections Certified by Review 9/9/98 - Additional	\$ 1,150.00	
Department of Treasury disbursed 9/10/98		\$ 1,150.00
Total submitted for Application #4		
(after adjustments and Resubmission)	\$ 15,517.00	
Total certified and disbursed for Application #4 & Resubmission		\$ 30,834.00
Overall Error Rate for Application #4	0.64%	

Public Funding Application #5 - Submitted 6/12/98	\$ 38,006.00	
Requested	\$ 76,012.00	
Bureau of Elections Expedited 6/15/98 (90%)	\$ 68,410.80	
Department of Treasury disbursed (85%) 6/16/98		\$ 58,149.18
Department of Treasury disbursed (15%) 7/10/98		\$ 10,261.62
Bureau of Elections Certified by Review 6/24/98 Additional	\$ 6,801.20	
Department of Treasury disbursed (85%) 6/30/98	\$ 5,781.02	
Department of Treasury disbursed (15%) 7/10/98		\$ 1,020.18
Resubmission #1 of Application #5 Submitted 7/15/98	\$ 300.00	

Larry Owen for Governor (continued)

Requested	\$	600.00	
Bureau of Elections Certified by Review 9/9/98 - Additional	\$	600.00	
Department of Treasury disbursed 9/10/98			\$
600.00 Total submitted for Application #5 & Resubmission	\$	38,006.00	
Total certified and disbursed for Application #5 & Resubmission			\$ 75,812.00
Overall Error Rate for Application #5		0.26%	

Public Funding Application #6 - Submitted 6/22/98	\$	19,141.00	
Requested	\$	38,282.00	
Bureau of Elections Expedited 6/24/98	\$	34,453.80	
Department of Treasury disbursed (85%) 6/30/98			\$ 29,285.73
Department of Treasury disbursed (15%) 7/10/98			\$ 5,168.07
Bureau of Elections Certified by Review 7/15/98 Additional	\$	2,928.00	
Department of Treasury disbursed 7/10/98			\$ 2,928.00
*Note: Actual amount disbursed on 7/16/98 was \$2,888.00 because of \$40.00 adjustment for Resubmission #2 of Application #1.			
Resubmission #1 of Application #6 Submitted 7/23/98	\$	300.00	
Requested	\$	600.00	
Bureau of Elections Certified by Review 9/9/98 - Additional	\$	600.00	
Department of Treasury disbursed 9/10/98			\$ 600.00
Total submitted for Application #6 & Resubmission	\$	19,041.00	
Total certified and disbursed for Application #6			\$ 37,982.00
Overall Error Rate for Application #6		0.26%	

Public Funding Application #7 - Submitted 7/7/98	\$	15,241.50	
Requested	\$	30,483.00	
Bureau of Elections expedited 7/8/98	\$	27,434.70	
Department of Treasury disbursed (85%) 7/9/98			\$ 23,319.50
Department of Treasury disbursed (15%) 7/10/98			\$ 4,115.20
Bureau of Elections certified by Review 7/17/98- Additional	\$	2,498.30	
Department of Treasury disbursed 7/17/98			\$ 2,498.30
Resubmission #1 of Application #7 - Submitted 7/23/98	\$	175.00	
Requested	\$	350.00	
Bureau of Elections certified by Review 9/9/98 - Additional	\$	350.00	
Department of Treasury disbursed 9/10/98			\$ 350.00
Total submitted for Application #7 & Resubmission	\$	15,241.50	
Total certified and disbursed for Application #7 & Resubmission			\$ 30,283.00
Overall Error Rate for Application #7		0.66%	

Larry Owen for Governor (continued)

Public Funding Application #8 - Submitted 7/14/98	\$ 20,745.00	
Requested	\$ 41,490.00	
Bureau of Elections expedited (90%) 7/14/98	\$ 37,341.00	
Department of Treasury disbursed 7/15/98		\$ 37,341.00
Bureau of Elections certified by review 7/20/98 Additional	\$ 1,629.00	
Department of Treasury disbursed 7/20/98		\$ 1,629.00
Resubmission #1 of Application #8 - Submitted 9/3/98	\$ 860.00	
Requested	\$ 1,720.00	
Bureau of Elections certified by review 9/9/98 - Additional	\$ 1,720.00	
Department of Treasury disbursed 9/10/98		\$ 1,720.00
Total submitted for Application #8 & Resubmission	\$ 20,745.00	
Total certified and disbursed for Application #8 & Resubmission		\$ 40,690.00
Overall Error Rate for Application #8	1.93%	

Public Funding Application #9 - Submitted 7/23/98	\$ 19,900.25	
Requested	\$ 39,800.50	
Bureau of Elections expedited (90%) 7/24/98	\$ 35,820.45	
Department of Treasury disbursed 7/24/98		\$ 35,820.45
Bureau of Elections certified by review 7/31/98 Additional	\$ 2,710.05	
Department of Treasury disbursed 7/31/98		\$ 2,710.05
Total certified and disbursed for Application #9		\$ 38,530.50
Error Rate for Application #9	3.19%	

Public Funding Application #10- Submitted 7/31/98	\$ 26,124.00	
Requested	\$ 52,248.00	
Bureau of Elections expedited (90%) 8/4/98	\$ 47,023.20	
Department of Treasury disbursed 8/4/98		\$ 47,023.20
Bureau of Elections certified by Review 8/11/98 - Additional	\$ 3,624.80	
Department of Treasury disbursed 8/12/98		\$ 3,624.80
Total certified and disbursed for Application #10		\$ 50,648.00
Error Rate for Application #10	3.06%	

Public Funding Application # 11 - Submitted 8/3/98	\$ 8,095.00	
Requested	\$ 16,190.00	
Bureau of Elections expedited (90%) 8/4/98	\$ 14,571.00	
Department of Treasury disbursed 8/4/98		\$ 14,571.00

Larry Owen for Governor (continued)

Bureau of Elections certified by Review 8/11/98 - Additional	\$ 139.00	
Department of Treasury disbursed 8/12/98		\$ 139.00
Total certified and disbursed for Application #11		\$ 14,710.00
Error Rate for Application #11	9.14%	

Public Funding Application # 12 - Submitted 9/17/98	\$ 3,885.00	
Requested	\$ 7,770.00	
Bureau of Elections certified by Review 10/1/98	\$ 7,550.00	
Department of Treasury disbursed 10/1/98		\$ 7,550.00
Total certified and disbursed for Application #12		\$ 7,550.00
Error Rate for Application #12	2.83%	

Total Submitted by Larry Owen for Governor as of October 1, 1998 =	\$373,629.88
Total Certified and Disbursed to Larry Owen for Governor as of October 1, 1998	
=	\$730,955.76

Overall Error Rate	2.18%
---------------------------	--------------

SUMMARY

Estimate of Remaining Funds in State Campaign Fund As of December 18, 1998

Estimate of available funds by Doug Roberts, State Treasurer. (after October 1998 recalculation) for 1998 elections*

Balance from 1994 Elections	\$ 81,447.29
1994 Tax Year Designated Funds	\$1,420,800.00
1995 Tax Year Designated Funds	\$1,311,600.00
1996 Tax Year Designated Funds	\$1,378,200.00
1997 Tax Year Designated Funds	<u>\$1,592,538.00</u>
	\$5,784,585.29

Rounded working amount: **\$5,784,585.29**

Set aside for the General Election - major party	\$2,250,000.00
Set aside for possible third party or independent candidate	
in General Election	<u>\$ 250,000.00</u>
Total set-aside for General Election	\$2,500,000.00*

Available funds for the 1998 Primary Election distribution **\$3,284,585.29**

Contributions submitted for matching funds for Primary Election	\$1,198,487.39
Contributions determined to be eligible for matching funds	\$1,148,600.15

Public Funds Certified by Bureau of Elections and Disbursed by Department of Treasury for Primary Election as of December 18, 1998:

Engler for Governor	\$ 990,000.00	
Owen for Governor	\$ 730,955.76	
Citizens to Elect Doug Ross Governor	<u>\$ 576,244.54</u>	
Total disbursed for Primary Election		\$2,297,200.30

Balance remaining from Primary Election funds as of December 18, 1998
based on original set-aside) **\$ 987,384.99**

GENERAL ELECTION

Total original funds set-aside for General Election	\$2,500,000.00*
---	-----------------

General Election Disbursements to Engler for Governor - ID# 505090-1

August 14, 1998	\$ 56,250.00
August 25, 1998	<u>\$1,068,750.00</u>
Total disbursed for General Election	\$1,125,000.00

Balance remaining of original set-aside for General Election	\$1,375,000.00
Balance remaining of funds available for Primary Election	<u>\$ 987,384.99</u>
Estimate of balance remaining in State Campaign Fund	
as of December 18, 1998	\$2,362,384.99*

*Note: MCL 169.261(4) provides that : "An amount equal to the cumulative amounts designated under subsection (2) each year shall be appropriated annually from the general fund of the state to the state campaign fund to be available beginning January 1 and continuing through December 31 of each year in which a governor is elected. The amounts appropriated under this section shall not revert to the general fund but shall remain available to the state campaign fund without fiscal year limitation except that amounts remaining in the state campaign fund in excess of \$10,000,000.00 on December 31 immediately following a gubernatorial general election shall revert to the general fund.

STATE CAMPAIGN FUND (SCF) DESIGNATIONS

TAX YEAR	NUMBER OF DESIGNATIONS	\$ AMOUNT OF DESIGNATIONS	POTENTIAL DESIGNATIONS	PERCENT OF DESIGNATIONS	PERCENT CHANGE IN DESIGNATIONS
1976	1,303,780	\$ 2,607,560.00	4,996,671	26.09%	
1977	1,460,000	\$ 2,920,000.00	5,153,000	28.33%	11.98%
1978	1,427,200	\$ 2,854,400.00	5,280,900	27.03%	-2.25%
1979	1,422,100	\$ 2,844,200.00	5,331,900	26.67%	-0.36%
1980	1,357,600	\$ 2,715,200.00	5,158,300	26.32%	-4.5%
1981	1,273,300	\$ 2,546,600.00	5,108,800	24.92%	-6.21%
1982	1,042,300	\$ 2,084,600.00	4,984,000	20.91%	-18.14%
1983	952,400	\$ 1,904,800.00	4,977,900	19.13%	-8.63%
1984	899,000	\$ 1,798,000.00	5,051,800	17.80%	-5.61%
1985	918,500	\$ 1,837,000.00	5,309,400	17.30%	2.17%
1986	887,800	\$ 1,775,600.00	5,607,200	15.83%	-3.34%
1987	787,600	\$ 1,575,200.00	5,611,400	14.04%	-11.29%
1988	779,000	\$ 1,558,000.00	5,752,400	13.54%	-1.09%
1989	767,300	\$ 1,534,600.00	5,850,400	13.12%	-1.50%
1990	741,900	\$ 1,483,800.00	5,885,600	12.61%	-3.31%
1991	653,000	\$ 1,306,000.00	5,900,500	11.07%	-11.98%
1992	593,000	\$ 1,186,000.00	5,839,000	10.16%	-9.19%
1993	491,333	\$ 1,473,999.00	5,909,700	8.31%	-17.14%
1994	473,600	\$ 1,420,800.00	5,949,700	7.96%	-3.61%
1995	437,200	\$ 1,311,600.00	5,874,200	7.44%	-7.69%
1996	459,400	\$ 1,378,200.00	6,100,700	7.53%	5.08%
1997	530,846	\$ 1,592,538.00	6,176,985	8.59%	15.55%
TOTAL	19,127,313	\$ 40,116,159.00	121,810,456	19.11%	

State Campaign Fund Designations

