

Official Results

CERTIFICATE OF DETERMINATION
AND/OR
OFFICIAL CANVASS

STATE OF MICHIGAN }
 } SS
COUNTY OF CALHOUN }

The Board of Canvassers of the County of Calhoun, having Ascertained and Canvassed the Votes of the County of Calhoun, for the said Primary Election, held on TUESDAY, the 2nd day of AUGUST, 2016.

DO HEREBY CERTIFY AND DETERMINE THAT THE FOLLOWING VOTES WERE CAST:

That, Justin Amash, received 7,543 (Seven thousand five hundred forty-three) votes by the Republican Party for the office of U.S. Representative in Congress 3rd District.

That, Douglas Smith, received 3,950 (Three thousand nine hundred fifty) votes by the Democratic Party for the office of U.S. Representative in Congress 3rd District.

That, John Bizon, having received the largest number of votes 4,269 (Four thousand two hundred sixty-nine) is hereby nominated candidate by the Republican Party for the office of Representative in State Legislature 62nd District.

That, Jim Headsma, having received the largest number of votes 2,939 (Two thousand nine hundred thirty-nine) is hereby nominated candidate by the Democratic Party for the office of Representative in State Legislature 62nd District.


That, David C. Maturen, received 3,362 (Three thousand three hundred sixty-two) votes by the Republican Party for the office of Representative in State Legislature 63rd District.

That, Lynn Shiflea, received 1,059 (One thousand fifty-nine) votes by the Democratic Party for the office of Representative in State Legislature 63rd District.


That, Tina Yost, having the largest number of votes 4,128 (Four thousand one hundred twenty-eight) is hereby nominated candidate for the non-partisan office of 37th Circuit Judge of the Circuit Court Non-Incumbent 6 Year Term position.


That, John M. Sims, having the largest number of votes 3,459 (Three thousand four hundred fifty-nine) is hereby nominated candidate for the non-partisan office of 37th Circuit Judge of the Circuit Court Non-Incumbent 6 Year Term position.

IN WITNESS WHEREOF We have hereunto set our hands and affixed the Seal of the County of Calhoun, this 10th day of August, 2016.



Clerk of the County Board of Canvassers





SEAL

2016 AUG 15 10:39 AM
COUNTY OF CALHOUN

Official Results

Precinct	# of Reg. Voters	Poil Book Totals	% Voters (Per Precinct)	Justin Amash		Douglas Smith		John Bizon		Jim Haadsma	
				Republican	Democrat	Democrat	Republican	Democrat	Democrat		
				TOTALS	TOTALS	TOTALS	TOTALS	TOTALS			
CITY OF ALBION											
Precinct #1	958	95	9.92%	14	68	14	19	14	66	14	19
Precinct #2	827	84	10.16%	8	62	9	3	9	59	9	4
Precinct #3	1043	192	18.41%	58	96	60	22	60	95	60	23
Precinct #4	631	101	16.01%	29	61	29	21	29	60	29	20
Precinct #5	1052	194	18.44%	49	109	50	17	50	111	50	17
Precinct #6	457	126	27.57%	36	61	36	38	36	60	36	37
TOTAL CITY OF ALBION	4968	792	15.94%	194	457	198	63	198	451	198	37
CITY OF BATTLE CREEK											
Precinct #1	37	37		15	19	13	19	13	19	13	19
AVCB Precinct #1	6	15		6	3	6	6	6	4	6	4
Total Precinct #1	1737	52	2.99%	21	22	19	22	19	23	19	23
Precinct #2	70	70		38	21	38	21	38	20	38	20
AVCB Precinct #2	54	54		25	17	25	17	25	17	25	17
Total Precinct #2	1376	124	9.01%	63	38	63	38	63	37	63	37
Precinct #3	176	176		106	52	109	52	109	53	109	53
AVCB Precinct #3	111	111		56	23	67	23	67	23	67	23
Total Precinct #3	1671	287	17.18%	162	75	176	75	176	76	176	76
Precinct #4	49	49		19	28	19	28	19	28	19	28
AVCB Precinct #4	32	32		9	14	10	14	10	14	10	14
Total Precinct #4	1413	81	5.73%	28	42	29	42	29	42	29	42
Precinct #5	188	188		86	29	91	29	91	32	91	32
AVCB Precinct #5	120	120		71	34	72	34	72	34	72	34
Total Precinct #5	1638	268	16.39%	157	63	163	63	163	66	163	66
Precinct #6	237	237		129	88	135	88	135	88	135	88
AVCB Precinct #6	162	162		81	51	85	51	85	53	85	53
Total Precinct #6	2158	399	18.49%	210	139	220	139	220	141	220	141
Precinct #7	29	29		10	16	10	16	10	16	10	16
AVCB Precinct #7	11	11		3	6	3	6	3	7	3	7
Total Precinct #7	1583	40	2.53%	13	22	13	22	13	29	13	29
Precinct #8	240	240		113	90	121	90	121	107	121	107
AVCB Precinct #8	177	177		95	52	101	52	101	53	101	53
Total Precinct #8	2234	417	18.67%	208	142	222	142	222	160	222	160
Precinct #9	58	58		20	30	21	30	21	31	21	31
AVCB Precinct #9	43	43		23	15	22	15	22	15	22	15
Total Precinct #9	963	101	10.49%	43	45	43	45	43	46	43	46
Precinct #10	94	94		34	57	35	57	35	58	35	58
AVCB Precinct #10	95	95		35	35	36	35	36	37	36	37
Total Precinct #10	2586	189	7.31%	69	92	71	92	71	95	71	95
Precinct #11	29	29		13	14	13	14	13	15	13	15
AVCB Precinct #11	14	14		5	9	5	9	5	9	5	9
Total Precinct #11	1338	43	3.21%	18	23	18	23	18	24	18	24
Precinct #12	48	48		5	41	5	41	5	42	5	42
AVCB Precinct #12	40	40		9	19	11	19	11	18	11	18
Total Precinct #12	1808	88	4.87%	14	60	16	60	16	60	16	60

Official Results

Precinct	Representative in Congress 3rd District				Representative in State Legislature 62nd District			
	# of Reg. Voters	Poll Book Totals	% Voters (Per Precinct)	Justin Amash Republican		John Bizon Republican		TOTALS
				1 position per party	Douglas Smith Democrat	1 position per party	Jim Haadsma Democrat	
Precinct #13	--	44		14	20	18	19	19
AVCB Precinct #13	--	16		7	7	7	8	8
Total Precinct #13	5400013	1786	3.36%	21	27	25	27	27
Precinct #14	--	69		28	37	28	37	37
AVCB Precinct #14	--	80		40	23	39	24	24
Total Precinct #14	5400014	1361	10.95%	68	60	67	61	61
Precinct #15	--	149		60	63	65	66	66
AVCB Precinct #15	--	86		41	22	48	25	25
Total Precinct #15	5400015A	1428	16.46%	101	85	113	91	91
Precinct #16	--	90		34	41	37	46	46
AVCB Precinct #16	--	71		26	26	28	26	26
Total Precinct #16	5400016	1410	11.42%	60	67	65	72	72
Precinct #17	--	76		24	41	24	43	43
AVCB Precinct #17	--	25		4	15	5	15	15
Total Precinct #17	5400017	1548	6.52%	28	56	29	58	58
Precinct #18	--	74		20	39	19	39	39
AVCB Precinct #18	--	16		6	6	7	6	6
Total Precinct #18	5400018	2009	4.48%	26	45	26	45	45
Precinct #19	--	58		11	41	10	44	44
AVCB Precinct #19	--	18		5	7	6	8	8
Total Precinct #19	5400019	1214	6.26%	16	48	16	52	52
Precinct #20	--	120		80	23	80	25	25
AVCB Precinct #20	--	115		78	19	75	21	21
Total Precinct #20	5400020	1612	14.58%	158	42	155	46	46
Precinct #21	--	71		11	45	14	49	49
AVCB Precinct #21	--	52		10	32	10	32	32
Total Precinct #21	5400021	2220	5.54%	21	77	24	81	81
Precinct #22	--	63		30	30	30	28	28
AVCB Precinct #22	--	64		34	17	35	17	17
Total Precinct #22	5400022	1589	7.99%	64	47	65	45	45
Precinct #23	--	99		52	31	55	34	34
AVCB Precinct #23	--	78		39	21	40	25	25
Total Precinct #23	5400023	1725	10.26%	91	52	95	59	59
TOTAL CITY OF BATTLE CREEK		38407	9.41%	1660	1369	1733	1430	1430
CITY OF MARSHALL								
Precinct #1	5600001	2780	11.65%	181	87	0	0	0
Precinct #2	5600002	2768	17.85%	285	128	0	0	0
TOTAL CITY OF MARSHALL		5548	14.74%	466	215	0	0	0
CITY OF SPRINGFIELD								
Precinct #1	5800001	1661	9.81%	85	59	88	57	57
Precinct #2	5800002	1459	7.06%	44	47	44	46	46
TOTAL CITY OF SPRINGFIELD		3120	8.53%	129	106	132	103	103
ALBION TOWNSHIP								
Precinct #1	0200001	858	20.51%	113	31	116	28	28
TOTAL ALBION TOWNSHIP		858	20.51%	113	31	116	28	28

Official Results

Precinct	Representative in Congress 3rd District				Representative in State Legislature 62nd District				
	# of Reg. Voters	Poil Book Totals	% Voters (Per Precinct)	Justin Amash Republican	Douglas Smith Democrat	John Bizon Republican	Jim Haadsma Democrat	TOTALS	TOTALS
ATHENS TOWNSHIP									
Precinct #1	1815	272	14.99%	167	58	0	0	0	0
TOTAL ATHENS TOWNSHIP	1815	272	14.99%	167	58	0	0	0	0
BEDFORD CHARTER TOWNSHIP									
Precinct #1	2577	388	15.06%	211	125	210	123	210	123
Precinct #2	1532	282	18.41%	147	87	144	89	144	89
Precinct #3	1576	201	12.75%	87	83	88	82	88	82
Precinct #4	1991	295	14.82%	98	147	102	150	102	150
TOTAL BEDFORD CHARTER TOWNSHIP	7676	1166	15.19%	543	442	544	444	544	444
BURLINGTON TOWNSHIP									
Precinct #1	1418	198	13.96%	125	42	0	0	0	0
TOTAL BURLINGTON TOWNSHIP	1418	198	13.96%	125	42	0	0	0	0
CLARENCE TOWNSHIP									
Precinct #1	1437	271	18.86%	185	43	188	44	188	44
TOTAL CLARENCE TOWNSHIP	1437	271	18.86%	185	43	188	44	188	44
CLARENDON TOWNSHIP									
Precinct #1	841	132	15.70%	101	14	0	0	0	0
TOTAL CLARENDON TOWNSHIP	841	132	15.70%	101	14	0	0	0	0
CONVIS TOWNSHIP									
Precinct #1	1147	150	13.08%	106	17	109	20	109	20
TOTAL CONVIS TOWNSHIP	1147	150	13.08%	106	17	109	20	109	20
ECKFORD TOWNSHIP									
Precinct #1	982	224	22.81%	176	18	0	0	0	0
TOTAL ECKFORD TOWNSHIP	982	224	22.81%	176	18	0	0	0	0
EMMETT CHARTER TOWNSHIP									
Precinct #1	1977	200	10.12%	115	50	0	0	0	0
Precinct #2	2204	499	22.64%	304	104	0	0	0	0
Precinct #3	2030	229	11.28%	107	63	0	0	0	0
Precinct #4	2597	666	25.64%	388	120	0	0	0	0
TOTAL EMMETT CHARTER TOWNSHIP	8808	1594	18.10%	914	337	0	0	0	0
FREDONIA TOWNSHIP									
Precinct #1	1301	250	19.22%	178	25	0	0	0	0
TOTAL FREDONIA TOWNSHIP	1301	250	19.22%	178	25	0	0	0	0
HOMER TOWNSHIP									
Precinct #1	1814	230	12.68%	166	29	0	0	0	0
TOTAL HOMER TOWNSHIP	1814	230	12.68%	166	29	0	0	0	0
LEE TOWNSHIP									
Precinct #1	817	127	15.54%	87	7	89	7	89	7
TOTAL LEE TOWNSHIP	817	127	15.54%	87	7	89	7	89	7

Official Results

Precinct	Representative in State Legislature 63rd District		Judge of the Circuit Court 37th Circuit				TOTALS
	1 position per party		1 position		1 position		
	David C. Maturen Republican	Lynn Shiflea Democrat	Kate Ambrose	James L. Dyer	John M. Sims	Tina Yost	
CITY OF ALBION							
Precinct #1	0	0	8	4	32	41	85
Precinct #2	0	0	0	6	22	42	70
Precinct #3	0	0	14	5	60	82	161
Precinct #4	0	0	7	4	35	37	83
Precinct #5	0	0	8	9	55	93	165
Precinct #6	0	0	11	5	39	49	104
TOTAL CITY OF ALBION	0	0	48	33	243	344	668
CITY OF BATTLE CREEK							
Precinct #1	0	0	3	3	6	16	28
AVCB Precinct #1	0	0	2	3	4	6	15
Total Precinct #1	0	0	5	6	10	22	43
Precinct #2	0	0	15	6	14	27	62
AVCB Precinct #2	0	0	13	5	13	13	44
Total Precinct #2	0	0	28	11	27	40	106
Precinct #3	0	0	35	5	44	56	140
AVCB Precinct #3	0	0	18	6	23	41	88
Total Precinct #3	0	0	53	11	67	97	228
Precinct #4	0	0	13	4	9	20	46
AVCB Precinct #4	0	0	8	6	5	8	27
Total Precinct #4	0	0	21	10	14	28	73
Precinct #5	0	0	23	2	37	55	117
AVCB Precinct #5	0	0	10	3	49	33	95
Total Precinct #5	0	0	33	5	86	88	212
Precinct #6	0	0	52	4	46	81	183
AVCB Precinct #6	0	0	33	12	45	39	129
Total Precinct #6	0	0	85	16	91	120	312
Precinct #7	0	0	5	2	6	10	23
AVCB Precinct #7	0	0	3	0	0	5	8
Total Precinct #7	0	0	8	2	6	15	31
Precinct #8	0	0	32	7	49	131	219
AVCB Precinct #8	0	0	27	14	39	60	140
Total Precinct #8	0	0	59	21	88	191	359
Precinct #9	0	0	6	1	12	24	43
AVCB Precinct #9	0	0	8	4	14	12	38
Total Precinct #9	0	0	14	5	26	36	81
Precinct #10	0	0	12	9	10	48	79
AVCB Precinct #10	0	0	21	7	14	17	59
Total Precinct #10	0	0	33	16	24	65	138
Precinct #11	0	0	4	1	6	13	24
AVCB Precinct #11	0	0	2	1	2	3	8
Total Precinct #11	0	0	6	2	8	16	32
Precinct #12	0	0	2	3	2	23	30
AVCB Precinct #12	0	0	2	5	8	12	27
Total Precinct #12	0	0	4	8	10	35	57

Official Results

Precinct	Representative in State Legislature 63rd District				Judge of the Circuit Court 37th Circuit			
	David C. Maturen Republican		1 position per party		James L. Dyer		1 position	
	TOTALS	Lynn Shiflea Democrat	TOTALS	John M. Sims	TOTALS	Tina Yost	TOTALS	
Precinct #13	0	0	0	6	5	1	20	32
AVCB Precinct #13	0	0	0	3	3	3	2	11
Total Precinct #13	0	0	0	4	8	4	22	43
Precinct #14	0	0	0	6	15	3	31	55
AVCB Precinct #14	0	0	0	9	11	9	22	59
Total Precinct #14	0	0	0	12	26	12	53	114
Precinct #15	0	0	0	39	24	2	67	132
AVCB Precinct #15	0	0	0	22	13	6	27	88
Total Precinct #15	0	0	0	8	37	8	94	200
Precinct #16	0	0	0	24	13	1	36	74
AVCB Precinct #16	0	0	0	12	12	7	23	54
Total Precinct #16	0	0	0	8	25	8	59	128
Precinct #17	0	0	0	12	9	0	39	60
AVCB Precinct #17	0	0	0	2	2	2	11	17
Total Precinct #17	0	0	0	2	11	2	50	77
Precinct #18	0	0	0	6	7	10	33	56
AVCB Precinct #18	0	0	0	1	3	3	3	10
Total Precinct #18	0	0	0	7	10	13	36	66
Precinct #19	0	0	0	7	8	3	24	42
AVCB Precinct #19	0	0	0	1	4	1	2	13
Total Precinct #19	0	0	0	4	12	4	26	55
Precinct #20	0	0	0	32	16	9	40	97
AVCB Precinct #20	0	0	0	42	7	8	26	83
Total Precinct #20	0	0	0	74	23	17	66	180
Precinct #21	0	0	0	5	10	6	38	59
AVCB Precinct #21	0	0	0	8	7	8	10	33
Total Precinct #21	0	0	0	13	17	14	48	92
Precinct #22	0	0	0	21	14	3	20	58
AVCB Precinct #22	0	0	0	18	8	5	16	47
Total Precinct #22	0	0	0	39	22	8	36	105
Precinct #23	0	0	0	25	15	6	33	79
AVCB Precinct #23	0	0	0	45	13	7	24	64
Total Precinct #23	0	0	0	70	28	13	57	143
TOTAL CITY OF BATTLE CREEK	0	0	0	791	568	216	1300	2875
CITY OF MARSHALL	181	87	87	126	31	44	96	297
Precinct #1	292	125	82	197	82	62	86	427
Precinct #2	473	212	113	323	113	106	182	724
TOTAL CITY OF MARSHALL	0	0	0	48	35	24	89	196
CITY OF SPRINGFIELD	0	0	0	32	23	15	51	121
Precinct #1	0	0	0	16	12	9	38	75
Precinct #2	0	0	0	48	35	24	89	196
TOTAL CITY OF SPRINGFIELD	0	0	0	66	16	18	38	138
ALBION TOWNSHIP	0	0	0	66	16	18	38	138
Precinct #1	0	0	0	66	16	18	38	138
TOTAL ALBION TOWNSHIP	0	0	0	66	16	18	38	138

Official Results

Precinct	Representative in State Legislature 63rd District		Judge of the Circuit Court 37th Circuit				TOTALS
	1 position per party		1 position		1 position		
	David C. Maturen Republican	Lynn Shiflea Democrat	Kate Ambrose	James L. Dyer	John M. Sims	Tina Yost	
ATHENS TOWNSHIP							
Precinct #1	166	56	36	15	45	97	193
TOTAL ATHENS TOWNSHIP	166	56	36	15	45	97	193
BEDFORD CHARTER TOWNSHIP							
Precinct #1	0	0	60	46	66	101	273
Precinct #2	0	0	42	42	41	62	187
Precinct #3	0	0	25	34	34	69	162
Precinct #4	0	0	33	20	56	100	209
TOTAL BEDFORD CHARTER TOWNSHIP	0	0	160	142	197	332	831
BURLINGTON TOWNSHIP							
Precinct #1	128	42	22	24	46	60	152
TOTAL BURLINGTON TOWNSHIP	128	42	22	24	46	60	152
CLARENCE TOWNSHIP							
Precinct #1	0	0	25	28	94	57	204
TOTAL CLARENCE TOWNSHIP	0	0	25	28	94	57	204
CLARENDON TOWNSHIP							
Precinct #1	97	13	16	5	41	45	107
TOTAL CLARENDON TOWNSHIP	97	13	16	5	41	45	107
CONVIS TOWNSHIP							
Precinct #1	0	0	26	7	43	40	116
TOTAL CONVIS TOWNSHIP	0	0	26	7	43	40	116
ECKFORD TOWNSHIP							
Precinct #1	173	18	55	21	62	50	188
TOTAL ECKFORD TOWNSHIP	173	18	55	21	62	50	188
EMMETT CHARTER TOWNSHIP							
Precinct #1	110	50	26	16	41	65	148
Precinct #2	297	104	75	70	113	141	399
Precinct #3	105	63	22	25	68	50	165
Precinct #4	375	115	84	64	178	177	503
TOTAL EMMETT CHARTER TOWNSHIP	887	332	207	175	400	433	1215
FREDONIA TOWNSHIP							
Precinct #1	168	25	41	19	86	44	190
TOTAL FREDONIA TOWNSHIP	168	25	41	19	86	44	190
HOMER TOWNSHIP							
Precinct #1	160	29	22	19	46	42	129
TOTAL HOMER TOWNSHIP	160	29	22	19	46	42	129
LEE TOWNSHIP							
Precinct #1	0	0	12	11	30	40	93
TOTAL LEE TOWNSHIP	0	0	12	11	30	40	93

Official Results

		Representative in State Legislature 63rd District			Judge of the Circuit Court 37th Circuit						
Precinct	David C. Maturen Republican	1 position, per party		Lynn Shiflea Democrat	Kate Ambrose	James L. Dyer		1 position		Tina Yost	TOTALS
		TOTALS	TOTALS			Sims	John M.				
LERROY TOWNSHIP											
Precinct #1	192			46	37	28		62		101	228
Precinct #2	168			72	31	36		53		68	188
TOTAL LEROY TOWNSHIP	360			118	68	64		115		169	416
MARENGO TOWNSHIP											
Precinct #1	148			36	44	20		79		49	192
TOTAL MARENGO TOWNSHIP	148			36	44	20		79		49	192
MARSHALL TOWNSHIP											
Precinct #1	192			55	68	37		100		69	274
Precinct #2	125			48	37	33		70		38	178
TOTAL MARSHALL TOWNSHIP	317			103	105	70		170		107	452
NEWTON TOWNSHIP											
Precinct #1	179			45	41	23		53		80	197
TOTAL NEWTON TOWNSHIP	179			45	41	23		53		80	197
PENNFIELD CHARTER TOWNSHIP											
Precinct #1	0			0	113	81		99		151	444
Precinct #2	0			0	47	15		72		90	224
Precinct #3	0			0	95	59		132		191	477
TOTAL PENNFIELD CHARTER TOWNSHIP	0			0	255	155		303		432	1145
SHERIDAN TOWNSHIP											
Precinct #1	0			0	19	16		117		57	209
TOTAL SHERIDAN TOWNSHIP	0			0	19	16		117		57	209
TEKONSHA TOWNSHIP											
Precinct #1	106			30	28	15		61		41	145
TOTAL TEKONSHA TOWNSHIP	106			30	28	15		61		41	145
Totals	3362			1059	1962	1226		3459		4128	10775