



Service Driven

e-Services

Basic Driver Improvement Course (BDIC)-New Users



Payments and Fees

Calculate Fees or Make Payments

- > [Pay Invoice](#)
- > [Pay Record Lookup Invoice](#)
- > [Registration Fee Calculator](#)
- > [Renewal Fee Calculator](#)
- > [Plate Transfer Fee Calculator](#)



Notary Services

Notary Services

- > [Notary Application](#)
- > [Notary Public Search](#)



IRP

Perform IRP related transactions.

- > [IRP Services](#)
- > [Trip Permits](#)



Business Services

Apply for a variety of business services or manage your existing business accounts online.

- > [BAIID Manufacturers](#)
- > [Dealer Services](#)
- > [Driver Education and Testing Businesses](#)
- > [Lienholder and Provider Services](#)
- > [Repair Facility Services](#)



Additional Services

Apply for select professional licenses and manage account and payment information for business accounts.

- > [Custodian Services](#)
- > [EFT Management & Miscellaneous](#)
- > [Fleet Services](#)
- > [Record Sales Services](#)
- > [Mechanic Services](#)
- > [Salvage Vehicle Inspector](#)

















Law Enforcement

Request vehicle related documents.

- > [Replace a Bill of Sale \(TR-52L\)](#)
- > [Request Certificate of Scrapping \(TR-208\)](#)

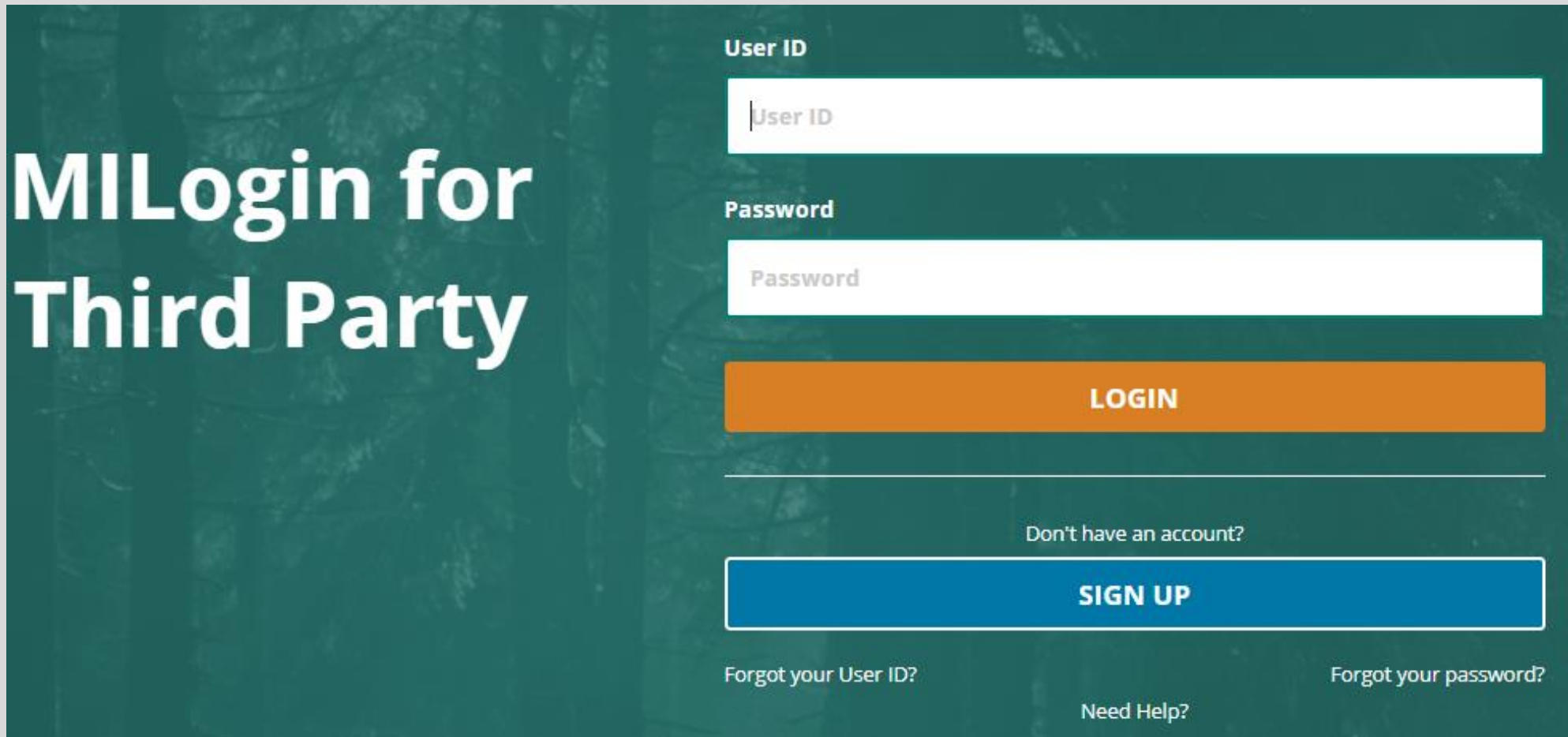
Navigate to the Michigan Department of State (MDOS) website to access [CARS e-Services](#) and select and select the **Driver Education and Testing Businesses** hyperlink.

Select the **BDIC Sponsor Login** hyperlink.

Driver Education Instructors	
 Instructor Login	Login as a Drivers Education Instructor
 Apply	Apply to be a Drivers Education Instructor
 Search Instructor	Find a Drivers Education Instructor
Driver Education Providers	
 Provider Login	Login as a Drivers Education Provider
 Apply	Apply to be a Drivers Education Provider
 Search Classroom	Find a Driver Education Classroom
 Search Provider	Find a Drivers Education Provider
Driver Testing Business	
 Driver Testing Business Login	Login for Driver Testing Businesses
 Search Driver Testing Business Locations	Find a Driver Testing Business location
BDIC Services	
 BDIC Sponsor Login 	Login for Basic Driver Improvement Course Sponsors
 Online BDIC Sponsors	View a list of Online BDIC Sponsors
 BDIC Classrooms	View a list of BDIC Classrooms
MI-REP Sponsors	
 MI-REP Sponsor Login	Login for Motorcycle Rider Education Providers

You must have an account with the State of Michigan MILogin system.
Select the **Sign Up** button if you **DO NOT HAVE** a “MILogin for Third Party” account.

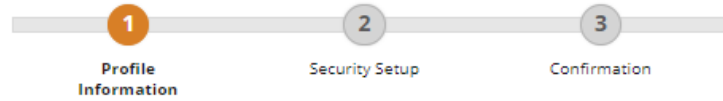
Enter your **User ID** and **Password** if you have a Third Party MILogin account (and skip to slide #7).



The image shows a login and sign-up interface for MILogin for Third Party. On the left, the text "MILogin for Third Party" is displayed in large white font against a dark teal background. On the right, there is a white form with the following elements:

- User ID** label above a white input field containing the placeholder text "User ID".
- Password** label above a white input field containing the placeholder text "Password".
- An orange **LOGIN** button.
- A horizontal line separator.
- The text "Don't have an account?" above a blue **SIGN UP** button.
- At the bottom, there are three links: "Forgot your User ID?", "Need Help?", and "Forgot your password?".

Create Your Account



Profile Information

Enter your profile information

* Required

* First Name	Middle Initial	* Last Name	Suffix
<input type="text"/>	<input type="text"/>	<input type="text"/>	<input type="text"/>

* Email Address	* Confirm Email Address
<input type="text"/>	<input type="text"/>

By providing an e-mail address, a new PIN can be sent to you to help with resetting a forgotten password.

* Work Phone Number	Mobile Number
<input type="text"/>	<input type="text"/>



By providing a mobile number, a text message can be sent to you to help with resetting a forgotten password.

* Verification Question: Which word from list "carload, exact, assail, portfolio" contains the letter "p"?

I agree to the terms & conditions.

NEXT

RESET

Enter your profile information as prompted. Fields with a red asterisk are required.

Security Setup

Provide user id and password information to complete your profile

* Required

* User ID

* Password

* Confirm New Password

User ID Guidelines:

- Enter your last name, first initial, and any 4 numbers with no space between them. For Example: John Smith and using 9999 as an example for the four digit number, you would enter smithj9999.
- User ID cannot contain space.

Password Guidelines:

- Must be at least 8 characters in length
- Must include characters from 3 of the following categories:
 - Upper case letters (A-Z)
 - Lower case letter (a-z)
 - Numbers (0-9)
 - Special characters (!\$#,%@~^&* _+=><)
- Should not be one of the last 3 used passwords
- Should not be based on your User ID

* Security Options

To choose your preferred password recovery method(s), please click on the buttons below. Multiple options can be selected.



Email



Mobile
(Text/SMS)



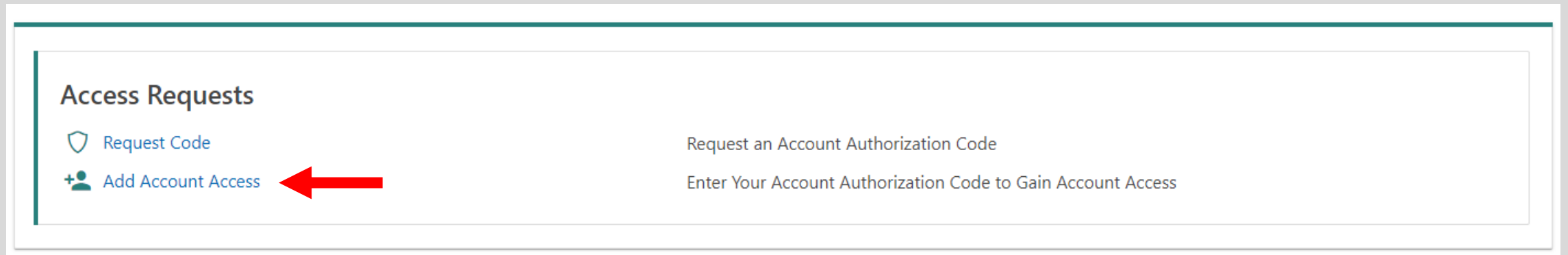
Security
Questions

CREATE ACCOUNT

BACK

Enter your security setup information and follow the screen prompts. Make sure to follow all of the security guidelines carefully.

To continue, you must have your *authorization code*. If you do not have one, communicate with the Authorized Requester/Account Manager to obtain an access code. Select the **Add Account Access** hyperlink.



The screenshot shows a user interface titled "Access Requests". On the left side, there is a vertical list of two items: "Request Code" with a shield icon and "Add Account Access" with a plus and person icon. A red arrow points to the "Add Account Access" link. On the right side of the interface, there are two lines of text: "Request an Account Authorization Code" and "Enter Your Account Authorization Code to Gain Account Access".

Enter your authorization code that you received by email or mail and then select the **Next** button.

< Account Access Options

Add Account Access

Access

Authorization Code

Authorization Code

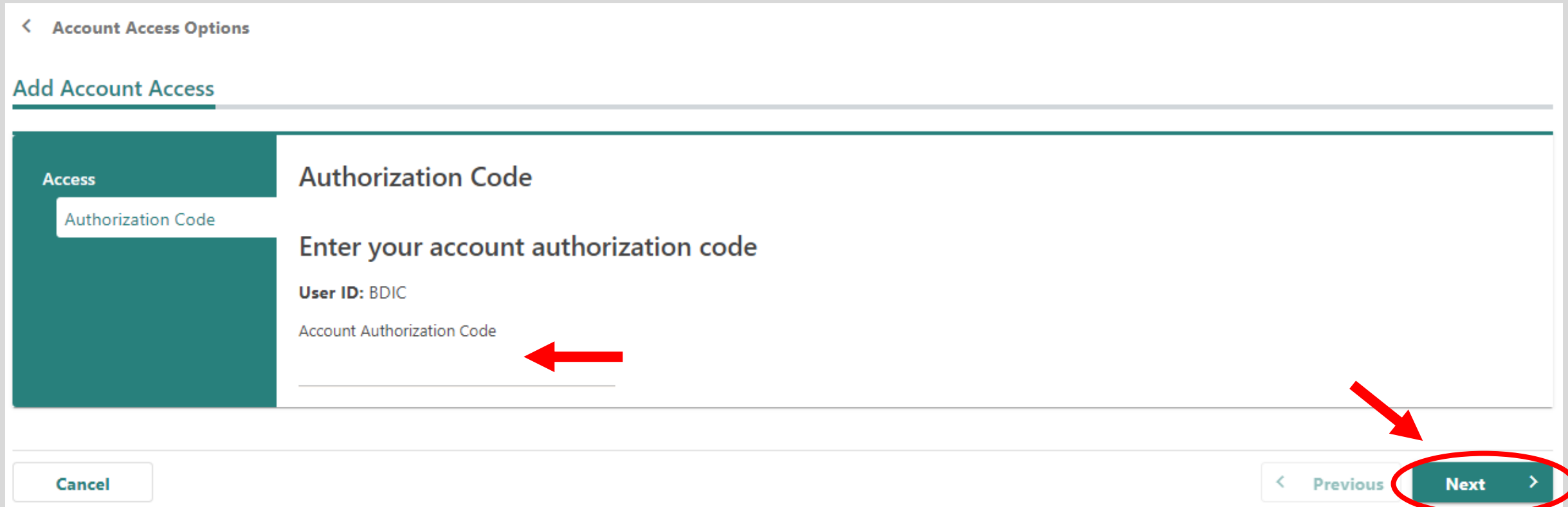
Enter your account authorization code

User ID: BDIC

Account Authorization Code

Cancel

< Previous **Next** >



Add Account Access

Access

Authorization Code

Account Info

Account Info

🛡️ Logon Information

User ID: BDIC

📝 Enter your account information

Enter your BDIC ID *

Required



Enter the account address zip code *

Required



Cancel

< Previous

Next >

Enter your **BDIC ID**
and the business **ZIP Code**.

Make sure to agree to the **Terms & Conditions** by selecting the checkbox or you won't be able to continue.

< Account Access Options

Add Account Access

Access

- Authorization Code
- Account Info

Account Info

- Email

Email

Email for Notifications

You will be notified via email when new messages are posted to your account(s).

Email Address: Confirm Email Address:

Access Terms Agreement

I Agree to the Access Terms & Conditions *

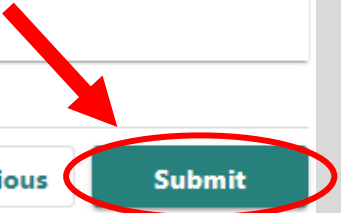
If all of the information is correct, select the **Submit** button.

< Account Access Options

Add Account Access

Access	Username : BDIC
Authorization Code	Action : Adding Account Access
Account Info	Account Type : BDIC Sponsor
Account Info	E-Mail Address : testemail@testemail.com
Email	
Summary	

Cancel < Previous **Submit**



Congratulations, you have reached your CARS e-Services business account “springboard.” This is where you will view and manage your business accounts associated with the Michigan Department of State. Always remember to log off when you are finished.

BDIC
_*5644
7064 CROWNER DR
DIMONDALE MI 48821-5003 EATON COUNTY

Welcome, John Doe
[Manage My Profile](#)

Request Access

Request Code	Request an Authorization Code
Add Account Access	Use an Authorization Code to Add Account Access

[Summary](#) [Action Center](#) [Settings](#) [More...](#)

BDIC Sponsor
BDIC
7064 CROWNER DR
DIMONDALE MI 48821-5003 EATON COUNTY

Account
Q8795

- > [View EFT Reports](#)
- > [Check Driver Eligibility](#)
- > [Submit Course Results](#)
- > [Manage Bank Account](#)
- > [More...](#)