



Service Driven

e-Services

Driver

Education

Instructor –

New Users



Payments and Fees

Calculate Fees or Make Payments

- > [Pay Invoice](#)
- > [Pay Record Lookup Invoice](#)
- > [Registration Fee Calculator](#)
- > [Renewal Fee Calculator](#)
- > [Plate Transfer Fee Calculator](#)



Notary Services

Notary Services

- > [Notary Application](#)
- > [Notary Public Search](#)



IRP

Perform IRP related transactions.

- > [IRP Services](#)
- > [Trip Permits](#)



Business Services

Apply for a variety of business services or manage your existing business accounts online.

- > [BAIID Manufacturers](#)
- > [Dealer Services](#)
- > [Driver Education and Testing Businesses](#)
- > [Lienholder and Provider Services](#)
- > [Repair Facility Services](#)



Additional Services

Apply for select professional licenses and manage account and payment information for business accounts.

- > [Custodian Services](#)
- > [EFT Management & Miscellaneous](#)
- > [Fleet Services](#)
- > [Record Sales Services](#)
- > [Mechanic Services](#)
- > [Salvage Vehicle Inspector](#)

















Law Enforcement

Request vehicle related documents.

- > [Replace a Bill of Sale \(TR-52L\)](#)
- > [Request Certificate of Scrapping \(TR-208\)](#)

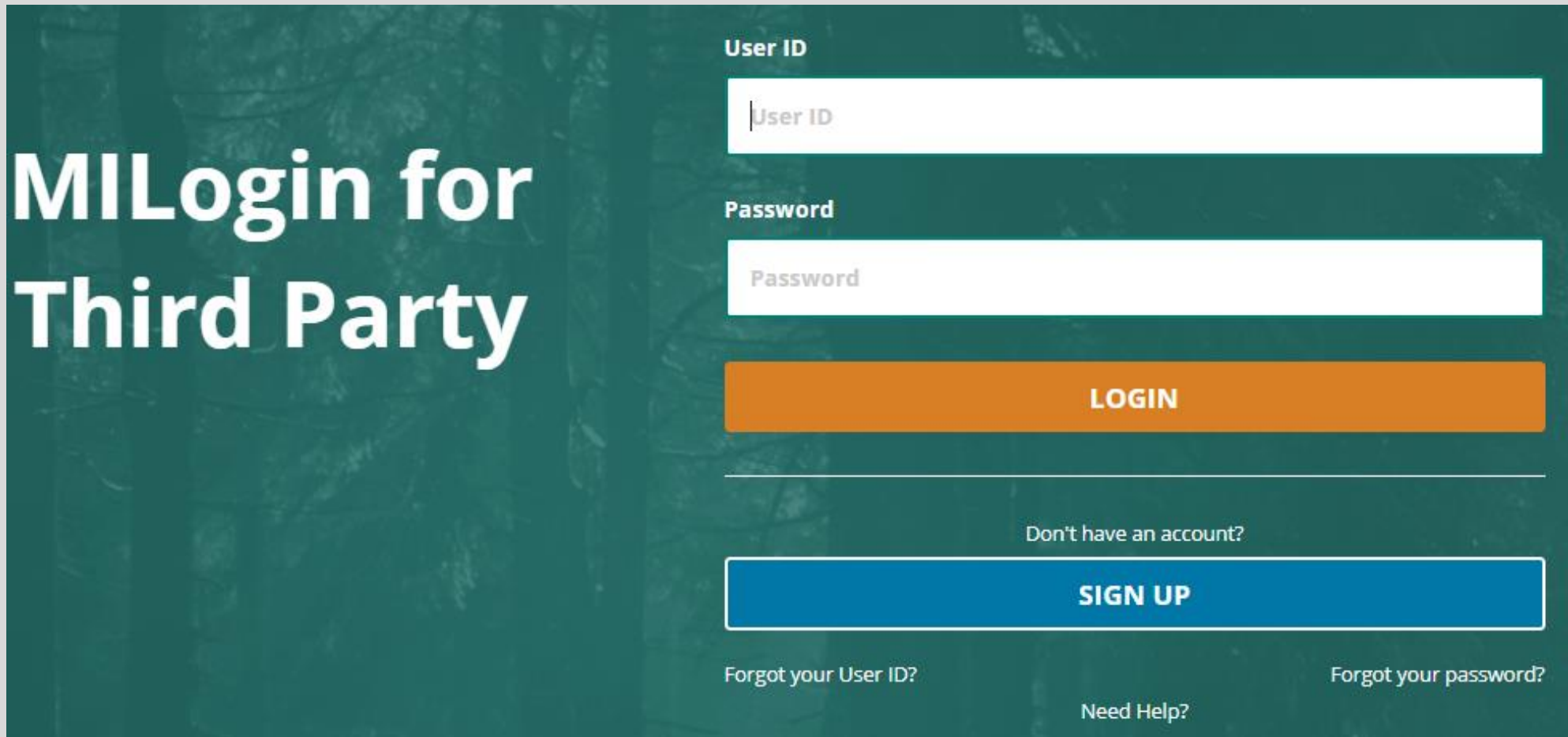
Navigate to the Michigan Department of State (MDOS) website to access [CARS e-Services](#) and select the **Driver Education and Testing Businesses** hyperlink.

Select the **Instructor Login** hyperlink.

| | |
|--|--|
| Driver Education Instructors | |
|  Instructor Login  | Login as a Drivers Education Instructor |
|  Apply | Apply to be a Drivers Education Instructor |
|  Search Instructor | Find a Drivers Education Instructor |
| Driver Education Providers | |
|  Provider Login | Login as a Drivers Education Provider |
|  Apply | Apply to be a Drivers Education Provider |
|  Search Classroom | Find a Driver Education Classroom |
|  Search Provider | Find a Drivers Education Provider |
| Driver Testing Business | |
|  Driver Testing Business Login | Login for Driver Testing Businesses |
|  Search Driver Testing Business Locations | Find a Driver Testing Business location |
| BDIC Services | |
|  BDIC Sponsor Login | Login for Basic Driver Improvement Course Sponsors |
|  Online BDIC Sponsors | View a list of Online BDIC Sponsors |
|  BDIC Classrooms | View a list of BDIC Classrooms |
| MI-REP Sponsors | |
|  MI-REP Sponsor Login | Login for Motorcycle Rider Education Providers |

You must have an account with the State of Michigan MILogin system.
Select the **Sign Up** button if you **DO NOT HAVE** a “MILogin for Third Party” account.

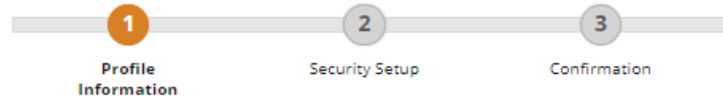
Enter your **User ID** and **Password** if you have a Third Party MILogin account (and skip to slide #7).



The image shows a login and sign-up interface for MILogin for Third Party. On the left, the text "MILogin for Third Party" is displayed in large white font against a dark teal background. On the right, there is a white form with the following elements:

- User ID** label above a white input field containing the placeholder text "User ID".
- Password** label above a white input field containing the placeholder text "Password".
- An orange **LOGIN** button.
- A horizontal line separator.
- The text "Don't have an account?" above a blue **SIGN UP** button.
- At the bottom, there are three links: "Forgot your User ID?", "Need Help?", and "Forgot your password?".

Create Your Account



Profile Information

Enter your profile information

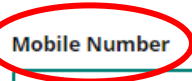
* Required

| | | | |
|----------------------|----------------------|----------------------|----------------------|
| * First Name | Middle Initial | * Last Name | Suffix |
| <input type="text"/> | <input type="text"/> | <input type="text"/> | <input type="text"/> |

| | |
|----------------------|-------------------------|
| * Email Address | * Confirm Email Address |
| <input type="text"/> | <input type="text"/> |

By providing an e-mail address, a new PIN can be sent to you to help with resetting a forgotten password.

| | |
|----------------------|----------------------|
| * Work Phone Number | Mobile Number |
| <input type="text"/> | <input type="text"/> |



By providing a mobile number, a text message can be sent to you to help with resetting a forgotten password.

* Verification Question: Which word from list "carload, exact, assail, portfolio" contains the letter "p"?

I agree to the terms & conditions.

NEXT

RESET

Enter your profile information as prompted. Fields with a red asterisk are required.

Security Setup

Provide user id and password information to complete your profile


* Required

* User ID

* Password

* Confirm New Password

User ID Guidelines:

- Enter your last name, first initial, and any 4 numbers with no space between them. For Example: John Smith and using 9999 as an example for the four digit number, you would enter smithj9999.
- User ID cannot contain space.

Password Guidelines:

- Must be at least 8 characters in length
- Must include characters from 3 of the following categories:
 - Upper case letters (A-Z)
 - Lower case letter (a-z)
 - Numbers (0-9)
 - Special characters (!\$#,%@~^&* _+=><)
- Should not be one of the last 3 used passwords
- Should not be based on your User ID

* Security Options

To choose your preferred password recovery method(s), please click on the buttons below. Multiple options can be selected.

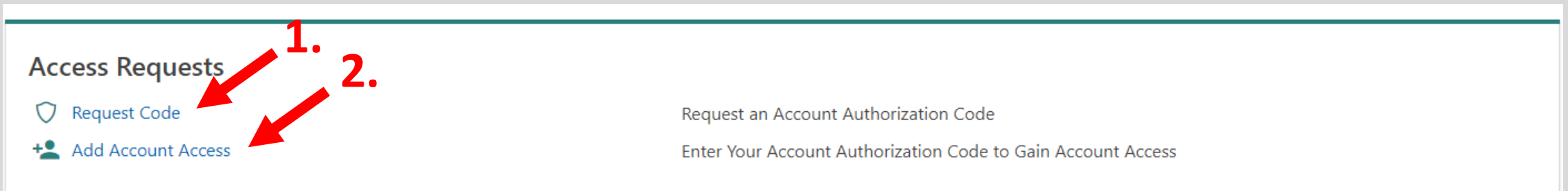


CREATE ACCOUNT

BACK

Enter your security setup information and follow the screen prompts. Make sure to follow all of the security guidelines carefully.

1. Select the **Request Code** hyperlink if you do not have an authorization code. The authorization code allows you to access your CARS e-Services account.
2. If you already have your authorization code, select the **Add Account Access** hyperlink and skip to slide #12.



The screenshot shows a white rectangular area with a dark teal border. On the left side, under the heading "Access Requests", there are two menu items: "Request Code" with a shield icon and "Add Account Access" with a plus and person icon. Two red arrows originate from the numbers "1." and "2." placed to the right of the menu items. Arrow "1." points to "Request Code" and arrow "2." points to "Add Account Access". To the right of the menu items, there are two lines of text: "Request an Account Authorization Code" and "Enter Your Account Authorization Code to Gain Account Access".

Request Account Access

Select

Account Type

Account Type

Select the type of account you are requesting access for

| | |
|---|---|
| <input type="radio"/> BDIC Sponsor | <input type="radio"/> BAID Manufacturer |
| <input type="radio"/> Business Vehicles | <input type="radio"/> Custodian |
| <input type="radio"/> Driver Education Instructor | <input type="radio"/> Driver Education Provider |
| <input type="radio"/> Dealer | <input type="radio"/> Driver Testing Business |
| <input type="radio"/> Lienholder | <input type="radio"/> Permanent Fleet |
| <input type="radio"/> IRP Fleet | <input type="radio"/> Mobile Home Dealer |
| <input type="radio"/> Mechanic | <input type="radio"/> Miscellaneous |
| <input type="radio"/> Mechanic School | <input type="radio"/> MI-REP Sponsor |
| <input type="radio"/> ELT Service Provider | <input type="radio"/> Record Sales |
| <input type="radio"/> Repair Facility | <input type="radio"/> Salvage Vehicle Inspector |
| <input type="radio"/> 3rd Party Trip Permit | <input type="radio"/> Uniform Commercial Code |

Cancel

< Previous

Next >

Select **Driver Education Instructor** and then select the **Next** button.

Request Account Access

Select

Account Type

Account Info

Account Details

Account Details

🛡️ Logon Information

User ID: instructor

📝 Enter your account information

✉️ An account authorization code will be mailed or emailed upon submitting this request

Enter your Driver Ed Instructor Number *

Required

📘 The letter N followed by 6 digits. Example: N123456

Enter the account address zip code *

Required

Cancel

< Previous

Next >

Enter your **Driver Ed Instructor Number** and the business **ZIP Code**.

Select the **Submit** button.

< Account Access Options

Request Account Access

Select

Account Type

Account Info

Account Details

Summary

Username : instructor

Action : Requesting an Account Authorization Code

Account Type : Driver Education Instructor

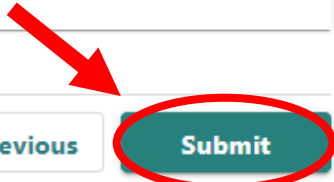
Account Number : N005857

Notice : The account authorization code necessary for granting you online access will be mailed to your address on file.

Cancel

< Previous

Submit



Select the **OK** button.

< Account Access Options

Confirmation

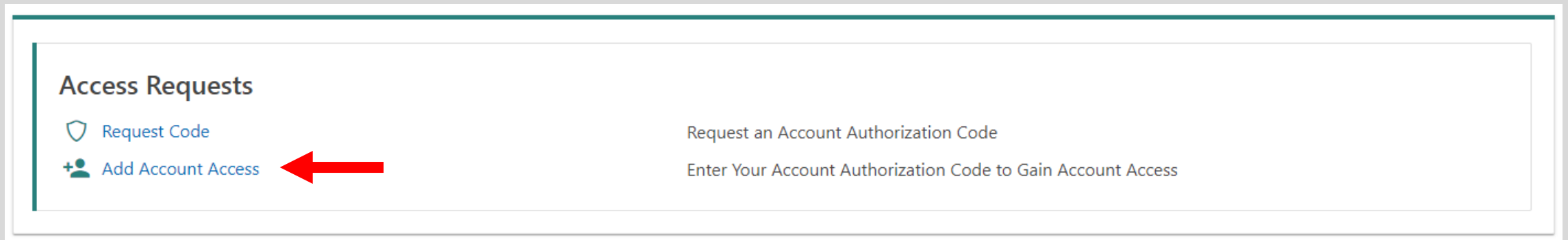
Your request has been submitted and your confirmation number is 0-010-660-620.

Printable View



OK



To continue, you must have your authorization code. Select the **Add Account Access** hyperlink.



Access Requests

-  [Request Code](#) Request an Account Authorization Code
-  [Add Account Access](#) Enter Your Account Authorization Code to Gain Account Access

Enter your authorization code that you received by email or mail and then select the **Next** button.

< Account Access Options

Add Account Access

Access

Authorization Code

Authorization Code

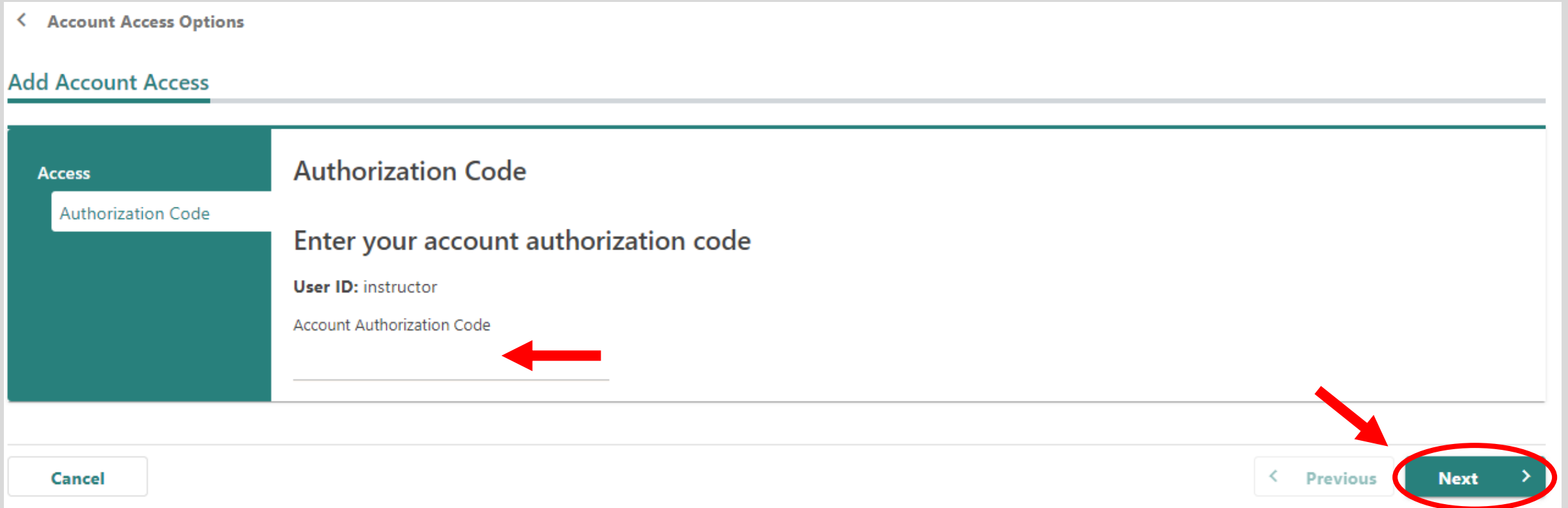
Enter your account authorization code

User ID: instructor

Account Authorization Code

Cancel

< Previous **Next** >



Add Account Access

Access

Authorization Code

Account Info

Account Info

🛡️ Logon Information

User ID: instructor

📝 Enter your account information

Enter your Driver Ed Instructor Number *

Required



ⓘ The letter N followed by 6 digits. Example: N123456

Enter the account address zip code *

Required



Cancel

< Previous

Next >

Enter your **Driver Ed Instructor Number** and the business **ZIP Code**.

Make sure to agree to the **Terms & Conditions** by selecting the checkbox or you won't be able to continue.

< Account Access Options

Add Account Access

Access

- Authorization Code
- Account Info

Account Info

- Email

Email

Email for Notifications

You will be notified via email when new messages are posted to your account(s).

Email Address Confirm Email Address

Access Terms Agreement

I Agree to the Access Terms & Conditions *

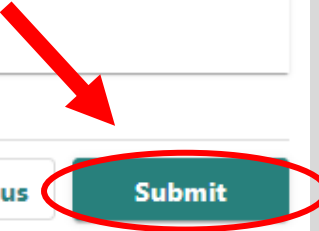
If all of the information is correct, select the **Submit** button.

< Account Access Options

Add Account Access

| | |
|---------------------|--|
| Access | Username : instructor |
| Authorization Code | Action : Adding Account Access |
| Account Info | Account Type : Driver Education Instructor |
| Account Info | E-Mail Address : testemail@testemail.com |
| Email | |
| Summary | |

Cancel < Previous **Submit**



Congratulations, you have reached your CARS e-Services business account “springboard.” This is where you will view and manage your business accounts associated with the Michigan Department of State. Always remember to log off when you are finished.

JOHN DOE
D 900 000 335 156
7064 CROWNER DR
DIMONDALE MI 48821-5003 EATON COUNTY

Welcome, John Doe
[Manage My Profile](#)

Request Access

| | |
|------------------------------------|---|
| Request Code | Request an Authorization Code |
| Add Account Access | Use an Authorization Code to Add Account Access |

[Summary](#) [Action Center](#) [Settings](#) [More...](#)

Driver Education Instructor
KATHLEEN ELIZABETH DRAKEY
7064 CROWNER DR
DIMONDALE MI 48821-5003 EATON COUNTY

Account
N005857

Balance
\$0.00

- > [Renew Instructor Certificate](#)
- > [Upload Medical Exam Report](#)
- > [Update Contact Information](#)
- > [Request Duplicate Certificate](#)
- > [More...](#)