

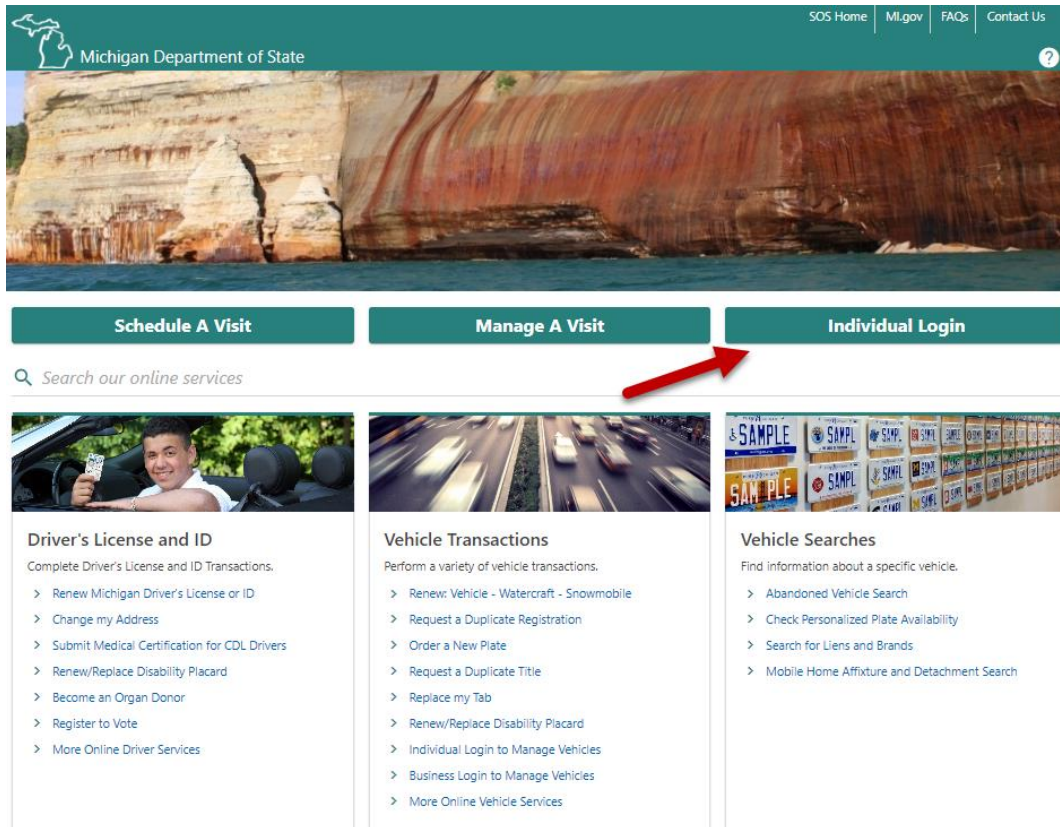
Online Title Transfer:

Seller Transfer



Selling a vehicle

1. Navigate to Michigan.gov/SOSonline and select **Individual Login**.



2. After logging in through MILogin, the following information must be entered to verify identity:
 - a. First and last name
 - b. The last four of the user's Social Security number
 - c. ID number
 - d. Date of birth
 - e. ID issue date
 - i. The ID issue date must be entered to request a buyer code and process an online title transfer.

Identity Verification

Enter the following information as it appears on your Michigan Driver's License or State Identification Card

Username:

First Name Last Name Last Four of SSN - What if I don't have an SSN?

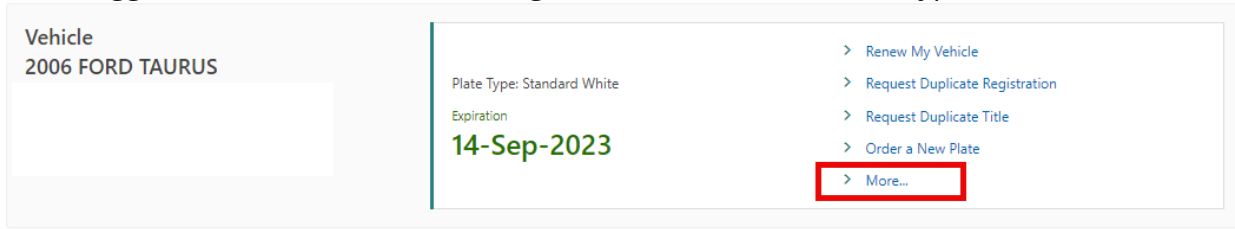
ID Number - Where do I find this? Date of Birth Do you have the issuance date of your ID? - Where do I find this?

Yes No

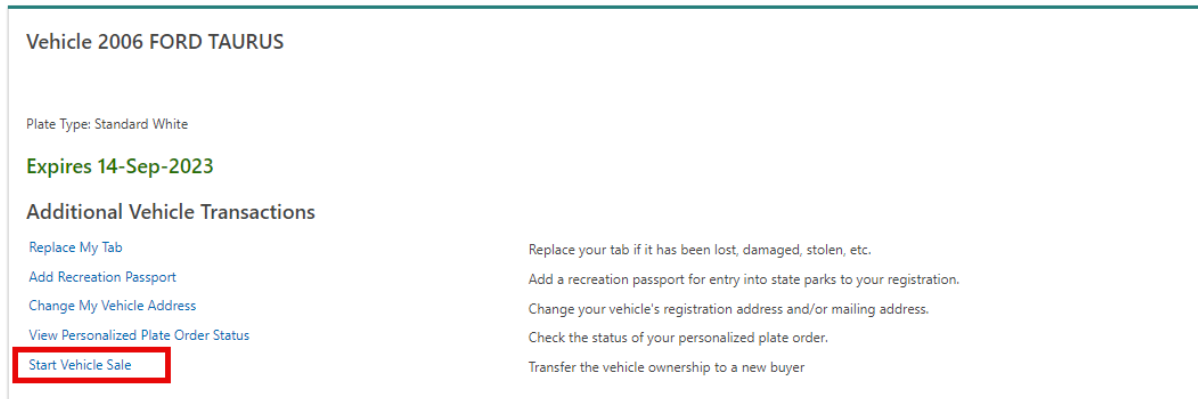
ID Issue Date - Where do I find this?

I Agree to the Access Terms & Conditions

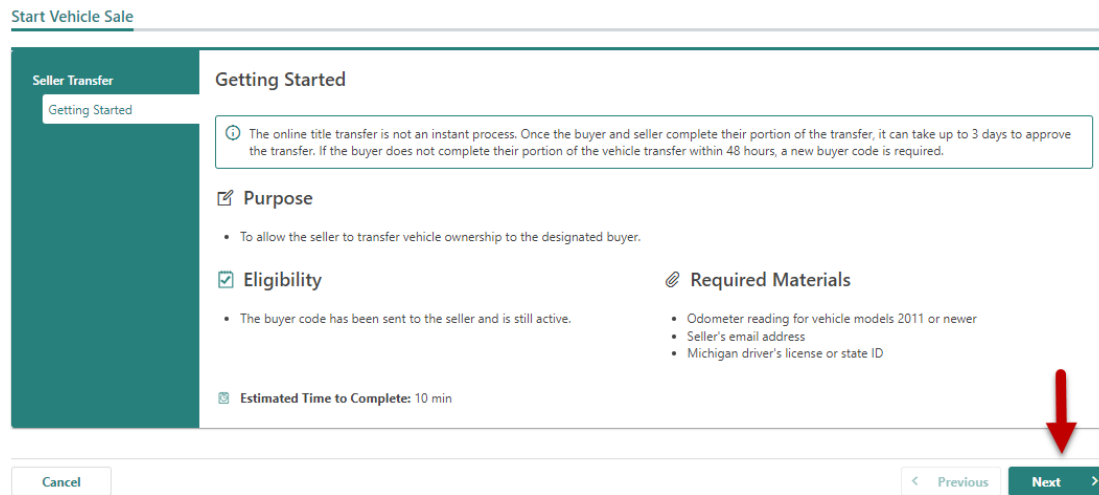
3. Once logged in, locate the vehicle being sold and select the **More** hyperlink.



4. Select the **Start Vehicle Sale** hyperlink.

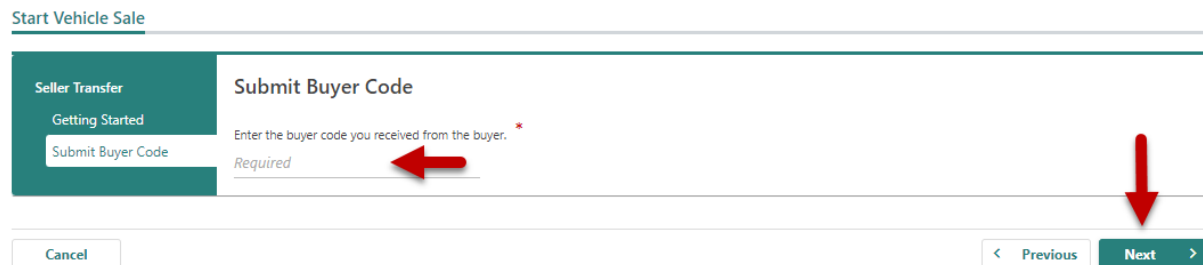


5. The **Start Vehicle Sale** transaction is displayed. Review the required information before selecting the **Next** button.



6. Enter the buyer code provided by the buyer. Select the **Next** button.

Note: The buyer code is only valid for 48 hours.



7. The vehicle details will be displayed. Confirm this is the correct vehicle, enter and confirm the **seller's email address**, and select the **Next** button.

Start Vehicle Sale

Seller Transfer

Getting Started

Submit Buyer Code

Title

Verify Vehicle Details

Verify Vehicle Details

Year	Make	Model	VIN	Lien Status
2006	FORD	TAURUS	1FAFP53U36A135175	No Active Lien

Is the vehicle information correct? *

Yes
 No

Seller's Email Address * Required

Confirm Email Address * Required

Cancel

 < Previous
 Next >

8. The seller will enter the following information and select the **Next** button:
 - a. Selling price
 - b. Date of sale
 - c. The seller will confirm if they are related to the buyer.
 - i. If related, the seller will select the relationship between the buyer and seller. Tax exemptions will be applied accordingly.
 - ii. The seller will note if the buyer can keep the plate currently registered to the vehicle being sold.

Start Vehicle Sale

Seller Transfer

Getting Started

Submit Buyer Code

Title

Verify Vehicle Details

Sale Information

Sale Information

Enter Sale Price: 500.00

Enter Date of Sale: 03-Jun-2022

Are the seller and buyer related?

Yes
 No

Select your relationship to the buyer. I am the buyer's: *

Required

May the buyer transfer your current registration as a part of the title transfer? *

Yes
 No

If the relationship doesn't qualify, a use tax is due.

Cancel

 < Previous
 Next >

9. The seller must upload the front and back of their driver's license or state ID and select the **Next** button.

Start Vehicle Sale

Seller Transfer

Getting Started

Submit Buyer Code

Title

Verify Vehicle Details

Sale Information

Attachments

Attachments

Upload the Following Attachments

Driver's License or State ID Front	<div style="border: 2px solid red; padding: 2px; display: inline-block;"> ✔ Front of DL.jpg </div>	Remove File
Driver's License or State ID Back	<div style="border: 2px solid red; padding: 2px; display: inline-block;"> ✔ Back of DL.jpg </div>	Remove File

The following file types are accepted: .pdf .bmp .tiff .png .jpg .jpeg

Cancel

 < Previous
 Next >

10. The Summary section is displayed. Verify the information displayed is correct and select the **Submit** button.

[Start Vehicle Sale](#)

Seller Transfer

Getting Started

Submit Buyer Code

Title

Verify Vehicle Details

Sale Information

Attachments

Attachments

Summary

Vehicle : 2006 FORD

Seller's Email : TEST@EMAIL.COM

Sale Price : \$500.00


Date of Sale : 03-Jun-2022

Note : If the buyer fails to complete this transaction within the next 48 hours, the buyer will have to request a new buyer code and restart the online title transfer or visit a Secretary of State office to transfer the title.

Cancel

< Previous

Submit



The seller's portion of the online title transfer has been completed.

Some key notes are:

- The buyer has 48 hours to confirm the online title transfer.
 - A new buyer code cannot be generated for this vehicle until after 48 hours from when the seller completed their portion of the online title transfer.
- Once the buyer and seller have completed their portion of the online title transfer, it can take up to three business days to approve the transaction.
- An email will be sent to the buyer and seller once the review process has been completed.
- If the online title transfer is approved, the buyer will log in through Online Services to print their title application, registration, and temporary permit (if a new plate was purchased).
- If the online title transfer is denied, the buyer will be notified of the reason for the denial. Some reasons why an online title transfer is denied are the:
 - Information entered is incorrect,
 - Required documents are missing,
 - Documents uploaded are incomplete, illegible, or inaccurate.
- If the online title transfer is denied, the buyer will need to schedule a visit at a Secretary of State office to transfer the title.
 - Credit from payment received will remain on system for 14 days and may be used for the title transfer transaction. A refund request will automatically be generated after 14 days.