Number of Precincts	3	
Precincts Reporting	3	100.0 %
Times Counted	1469/7228	20.3 %
Total Votes	12	
Write-in Votes	12	100.00%

D D7 Commissioner	DEM		
		Total	
Number of Precincts		6	
Precincts Reporting		6	100.0 %
Times Counted		1644/7280	22.6 %
Total Votes		317	
Randy Kelley	DEM	314	99.05%
Write-in Votes		3	0.95%

D D8 Commissioner	DEM		
		Total	
Number of Precincts		4	
Precincts Reporting		4	100.0 %
Times Counted		1730/9183	18.8 %
Total Votes		360	
Rodd Roesch	DEM	357	99.17%
Write-in Votes		3	0.83%

D D9 Commissioner	DEM		
		Total	
Number of Precincts		5	
Precincts Reporting		5	100.0 %
Times Counted		2075/8586	24.2 %
Total Votes		315	
Joseph A. Satterelli	DEM	313	99.37%
Write-in Votes		2	0.63%

D Clinton PT Treasurer	DEM		
		Total	
Number of Precincts		2	
Precincts Reporting		2	100.0 %
Times Counted		504/2613	19.3 %
Total Votes		10	
Write-in Votes		10	100.00%

D Hudson PT Supervisor	DEM	
		Total

Number of Precincts	1	
Precincts Reporting	1	100.0 %
Times Counted	221/1236	17.9 %
Total Votes	2	
Write-in Votes	2	100.00%

D Ridgeway PT Clerk	DEM		
		Total	
Number of Precincts		1	
Precincts Reporting		1	100.0 %
Times Counted		318/1186	26.8 %
Total Votes		4	
Write-in Votes		4	100.00%

D Ridgeway PT Trustee	DEM		
		Total	
Number of Precincts		1	
Precincts Reporting		1	100.0 %
Times Counted		318/1186	26.8 %
Total Votes		3	
Write-in Votes		3	100.00%

D Woodstock PT Supervisor	DEM		
		Total	
Number of Precincts		2	
Precincts Reporting		2	100.0 %
Times Counted		651/2831	23.0 %
Total Votes		308	
Lisa E. Delezenne	DEM	165	53.57%
Charles R. Jarrett	DEM	143	46.43%
Write-in Votes		0	0.00%

D Woodstock PT Trustee	DEM		
		Total	
Number of Precincts		2	
Precincts Reporting		2	100.0 %
Times Counted		651/2831	23.0 %
Total Votes		311	
Diana L. Crawford	DEM	53	17.04%
Paul D. Delezenne	DEM	115	36.98%
Russell Elder	DEM	104	33.44%
Dane Malinowski	DEM	25	8.04%
Larry McClain	DEM	14	4.50%
Write-in Votes		0	0.00%

D C Adrian 1 Delegate	DEM		
		Total	
Number of Precincts		1	
Precincts Reporting		1	100.0 %
Times Counted		403/2258	17.8 %
Total Votes		10	
Write-in Votes		10	100.00%

D C Adrian 2 Delegate	DEM		
		Total	
Number of Precincts		1	
Precincts Reporting		1	100.0 %
Times Counted		216/2202	9.8 %
Total Votes		2	
Write-in Votes		2	100.00%

D C Adrian 3 Delegate	DEM		
		Total	
Number of Precincts		1	
Precincts Reporting		1	100.0 %
Times Counted		199/2106	9.4 %
Total Votes		3	
Write-in Votes		3	100.00%

D C Adrian 4 Delegate	DEM		
		Total	
Number of Precincts		1	
Precincts Reporting		1	100.0 %
Times Counted		625/2232	28.0 %
Total Votes		94	
Estervell Russaw, Jr	DEM	94	100.00%
Write-in Votes		0	0.00%

D C Adrian 5 Delegate	DEM		
		Total	
Number of Precincts		1	
Precincts Reporting		1	100.0 %
Times Counted		445/2404	18.5 %
Total Votes		11	
Write-in Votes		11	100.00%

D C Adrian 6 Delegate	DEM	
	Total	
Number of Precincts	1	
Precincts Reporting	1	100.0 %
Times Counted	399/2592	15.4 %
Total Votes	2	
Write-in Votes	2	100.00%

D C Hudson Delegate	DEM	
	Total	
Number of Precincts	1	
Precincts Reporting	1	100.0 %
Times Counted	254/1521	16.7 %
Total Votes	2	
Write-in Votes	2	100.00%

D C Morenci Delegate	DEM	
	Total	
Number of Precincts	1	
Precincts Reporting	1	100.0 %
Times Counted	177/1543	11.5 %
Total Votes	1	
Write-in Votes	1	100.00%

D C Tecumseh 1 Delegate	DEM	
	Total	
Number of Precincts	1	
Precincts Reporting	1	100.0 %
Times Counted	452/1568	28.8 %
Total Votes	12	
Write-in Votes	12	100.00%

D C Tecumseh 2 Delegate	DEM	
	Total	
Number of Precincts	1	
Precincts Reporting	1	100.0 %
Times Counted	378/1449	26.1 %
Total Votes	3	
Write-in Votes	3	100.00%

D C Tecumseh 3 Delegate	DEM
	Total
Number of Precincts	1

Precincts Reporting	1	100.0 %
Times Counted	262/1504	17.4 %
Total Votes	10	
Write-in Votes	10	100.00%

D C Tecumseh 4 Delegate	DEM	
	Total	
Number of Precincts	1	
Precincts Reporting	1	100.0 %
Times Counted	327/1669	19.6 %
Total Votes	5	
Write-in Votes	5	100.00%

D Adrian Twp 1 Delegate	DEM	
	Total	
Number of Precincts	1	
Precincts Reporting	1	100.0 %
Times Counted	741/2525	29.3 %
Total Votes	2	
Write-in Votes	2	100.00%

D Adrian Twp 2 Delegate	DEM	
	Total	
Number of Precincts	1	
Precincts Reporting	1	100.0 %
Times Counted	485/2393	20.3 %
Total Votes	1	
Write-in Votes	1	100.00%

D Blissfield 1 Delegate	DEM	
	Total	
Number of Precincts	1	
Precincts Reporting	1	100.0 %
Times Counted	105/479	21.9 %
Total Votes	1	
Write-in Votes	1	100.00%

D Blissfield 2 Delegate	DEM	
	Total	
Number of Precincts	1	
Precincts Reporting	1	100.0 %
Times Counted	486/2320	20.9 %
Total Votes	3	

Write-in Votes	3	100.00%

D Cambridge 1 Delegate	DEM		
		Total	
Number of Precincts		1	
Precincts Reporting		1	100.0 %
Times Counted		423/1732	24.4 %
Total Votes		96	
Fran Sibley	DEM	56	58.33%
Fred Sibley	DEM	37	38.54%
Write-in Votes		3	3.13%

D Cambridge 2 Delegate	DEM		
		Total	
Number of Precincts		1	
Precincts Reporting		1	100.0 %
Times Counted		323/1525	21.2 %
Total Votes		4	
Write-in Votes		4	100.00%

D Cambridge 3 Delegate	DEM		
		Total	
Number of Precincts		1	
Precincts Reporting		1	100.0 %
Times Counted		242/1175	20.6 %
Total Votes		4	
Write-in Votes		4	100.00%

D Clinton 1 Delegate	DEM		
		Total	
Number of Precincts		1	
Precincts Reporting		1	100.0 %
Times Counted		196/954	20.5 %
Total Votes		0	
Write-in Votes		0	N/A

D Clinton 2 Delegate	DEM		
		Total	
Number of Precincts		1	
Precincts Reporting		1	100.0 %
Times Counted		308/1659	18.6 %
Total Votes		3	

Write-in Votes	3	100.00%

D Deerfield Delegate	DEM	
	Total	
Number of Precincts	1	
Precincts Reporting	1	100.0 %
Times Counted	365/1064	34.3 %
Total Votes	0	
Write-in Votes	0	N/A

D Dover Delegate	DEM	
	Total	
Number of Precincts	1	
Precincts Reporting	1	100.0 %
Times Counted	238/1239	19.2 %
Total Votes	0	
Write-in Votes	0	N/A

D Fairfield Delegate	DEM	
	Total	
Number of Precincts	1	
Precincts Reporting	1	100.0 %
Times Counted	219/1276	17.2 %
Total Votes	1	
Write-in Votes	1	100.00%

D Franklin Delegate	DEM	
	Total	
Number of Precincts	1	
Precincts Reporting	1	100.0 %
Times Counted	503/2399	21.0 %
Total Votes	3	
Write-in Votes	3	100.00%

D Hudson Delegate	DEM	
	Total	
Number of Precincts	1	
Precincts Reporting	1	100.0 %
Times Counted	221/1236	17.9 %
Total Votes	4	
Write-in Votes	4	100.00%

D Macon Delegate	DEM		
		Total	
Number of Precincts		1	
Precincts Reporting		1	100.0 %
Times Counted		327/1049	31.2 %
Total Votes		0	
Write-in Votes		0	N/A

D Madison 1 Delegate	DEM		
		Total	
Number of Precincts		1	
Precincts Reporting		1	100.0 %
Times Counted		229/1838	12.5 %
Total Votes		61	
Arnold Harper	DEM	61	100.00%
Write-in Votes		0	0.00%

D Madison 2 Delegate	DEM		
		Total	
Number of Precincts		1	
Precincts Reporting		1	100.0 %
Times Counted		376/1498	25.1 %
Total Votes		176	
Joyce A. Holtz	DEM	63	35.80%
Debra A. Ringman	DEM	58	32.95%
Ricky E. Ringman	DEM	53	30.11%
Write-in Votes		2	1.14%

D Madison 3 Delegate	DEM		
		Total	
Number of Precincts		1	
Precincts Reporting		1	100.0 %
Times Counted		332/1269	26.2 %
Total Votes		101	
Larry Richardson	DEM	100	99.01%
Write-in Votes		1	0.99%

D Medina Delegate	DEM		
		Total	
Number of Precincts		1	
Precincts Reporting		1	100.0 %
Times Counted		99/900	11.0 %
Total Votes		1	
Write-in Votes		1	100.00%

D Ogden Delegate	DEM	
	Total	
Number of Precincts	1	
Precincts Reporting	1	100.0 %
Times Counted	197/753	26.2 %
Total Votes	3	
Write-in Votes	3	100.00%

D Palmyra Delegate	DEM	
	Total	
Number of Precincts	1	
Precincts Reporting	1	100.0 %
Times Counted	272/1613	16.9 %
Total Votes	0	
Write-in Votes	0	N/A

D Raisin 1 Delegate	DEM	
	Total	
Number of Precincts	1	
Precincts Reporting	1	100.0 %
Times Counted	485/2914	16.6 %
Total Votes	2	
Write-in Votes	2	100.00%

D Raisin 2 Delegate	DEM	
	Total	
Number of Precincts	1	
Precincts Reporting	1	100.0 %
Times Counted	442/2690	16.4 %
Total Votes	0	
Write-in Votes	0	N/A

D Ridgeway Delegate	DEM	
	Total	
Number of Precincts	1	
Precincts Reporting	1	100.0 %
Times Counted	318/1186	26.8 %
Total Votes	1	
Write-in Votes	1	100.00%

D Riga Delegate	DEM

		Total	
Number of Precincts		1	
Precincts Reporting		1	100.0 %
Times Counted		219/1051	20.8 %
Total Votes		2	
Write-in Votes		2	100.00%

D Rollin Delegate	DEM		
		Total	
Number of Precincts		1	
Precincts Reporting		1	100.0 %
Times Counted		545/2377	22.9 %
Total Votes		78	
Richard P. James, Jr	DEM	78	100.00%
Write-in Votes		0	0.00%

D Rome Delegate	DEM		
		Total	
Number of Precincts		1	
Precincts Reporting		1	100.0 %
Times Counted		245/1306	18.8 %
Total Votes		3	
Write-in Votes		3	100.00%

D Seneca Delegate	DEM		
		Total	
Number of Precincts		1	
Precincts Reporting		1	100.0 %
Times Counted		116/888	13.1 %
Total Votes		1	
Write-in Votes		1	100.00%

D Tecumseh Delegate	DEM		
		Total	
Number of Precincts		1	
Precincts Reporting		1	100.0 %
Times Counted		355/1668	21.3 %
Total Votes		0	
Write-in Votes		0	N/A

D Woodstock 1 Delegate	DEM	
		Total
Number of Precincts		1

Precincts Reporting	1	100.0 %
Times Counted	479/1844	26.0 %
Total Votes	4	
Write-in Votes	4	100.00%

D Woodstock 2 Delegate	DEM		
		Total	
Number of Precincts		1	
Precincts Reporting		1	100.0 %
Times Counted		172/987	17.4 %
Total Votes		57	
Raymond Fix	DEM	57	100.00%
Write-in Votes		0	0.00%

D2A District Ct Judge		
	Total	
Number of Precincts	43	
Precincts Reporting	43	100.0 %
Times Counted	14200/70855	20.0 %
Total Votes	12424	
Anna Marie Anzalone	1226	9.87%
Gary R. Baldwin	614	4.94%
Grace M. Garno	1754	14.12%
John Glaser	2402	19.33%
Stanley M. Sala	1612	12.97%
Laura J. Schaedler	4100	33.00%
Karen L. Tate	707	5.69%
Write-in Votes	9	0.07%

Deerfield Road Prop		
	Total	
Number of Precincts	1	
Precincts Reporting	1	100.0 %
Times Counted	365/1064	34.3 %
Total Votes	349	
YES	203	58.17%
NO	146	41.83%

Deerfield Fire Equip		
	Total	
Number of Precincts	1	
Precincts Reporting	1	100.0 %
Times Counted	365/1064	34.3 %
Total Votes	356	

YES	276	77.53%
NO	80	22.47%

Deerfield Fire Operate

	Total	
Number of Precincts	1	
Precincts Reporting	1	100.0 %
Times Counted	365/1064	34.3 %
Total Votes	355	
YES	275	77.46%
NO	80	22.54%

Dover Road Prop

	Total	
Number of Precincts	1	
Precincts Reporting	1	100.0 %
Times Counted	238/1239	19.2 %
Total Votes	227	
YES	142	62.56%
NO	85	37.44%

Dover ALS Millage

	Total	
Number of Precincts	1	
Precincts Reporting	1	100.0 %
Times Counted	238/1239	19.2 %
Total Votes	226	
YES	139	61.50%
NO	87	38.50%

Hudson Fire Prop

	Total	
Number of Precincts	1	
Precincts Reporting	1	100.0 %
Times Counted	221/1236	17.9 %
Total Votes	208	
YES	156	75.00%
NO	52	25.00%

Hudson Life Support

	Total	
Number of Precincts	1	
Precincts Reporting	1	100.0 %
Times Counted	221/1236	17.9 %

Total Votes	205	
YES	159	77.56%
NO	46	22.44%

Medina Road Prop

	Total	
Number of Precincts	1	
Precincts Reporting	1	100.0 %
Times Counted	99/900	11.0 %
Total Votes	89	
YES	72	80.90%
NO	17	19.10%

Ogden Road Prop

	Total	
Number of Precincts	1	
Precincts Reporting	1	100.0 %
Times Counted	197/753	26.2 %
Total Votes	191	
YES	105	54.97%
NO	86	45.03%

Riga Fire Prop

	Total	
Number of Precincts	1	
Precincts Reporting	1	100.0 %
Times Counted	219/1051	20.8 %
Total Votes	212	
YES	147	69.34%
NO	65	30.66%

Riga Road Prop

	Total	
Number of Precincts	1	
Precincts Reporting	1	100.0 %
Times Counted	219/1051	20.8 %
Total Votes	213	
YES	139	65.26%
NO	74	34.74%

Tecumseh Twp Prop

	Total
Number of Precincts	1

Precincts Reporting	1	100.0 %
Times Counted	355/1668	21.3 %
Total Votes	331	
YES	267	80.66%
NO	64	19.34%

Consolidate Brit Mac Deer

	Total	
Number of Precincts	5	
Precincts Reporting	5	100.0 %
Times Counted	855/2661	32.1 %
Total Votes	826	
YES	652	78.93%
NO	174	21.07%

Consolid Op Millage

	Total	
Number of Precincts	5	
Precincts Reporting	5	100.0 %
Times Counted	855/2661	32.1 %
Total Votes	778	
YES	501	64.40%
NO	277	35.60%

LIVINGSTON COUNTY BOARD OF CANVASSERS
STATEMENT OF VOTES CAST REPORT
AUGUST 3, 2010, PRIMARY ELECTION
OFFICIAL RESULTS

	TURN OUT		
	Reg. Voters	Cards Cast	% Turnout
Jurisdiction Wide			
Brighton City, Precinct 1	1636	360	22.00%
Brighton City, Precinct 2	1390	299	21.51%
Brighton City, Precinct 3	1575	496	31.49%
Brighton City, Precinct 4	969	345	35.60%
Howell City, Precinct 1	2154	461	21.40%
Howell City, Precinct 2	2086	350	16.78%
Howell City, Precinct 3	2304	584	25.35%
Brighton Charter Township, Precinct 1	1671	569	34.05%
Brighton Charter Township, Precinct 2	1413	330	23.35%
Brighton Charter Township, Precinct 3	1611	558	34.64%
Brighton Charter Township, Precinct 4	1367	425	31.09%
Brighton Charter Township, Precinct 5	996	209	20.98%
Brighton Charter Township, Precinct 6	1797	622	34.61%
Brighton Charter Township, Precinct 7	1561	513	32.86%
Brighton Charter Township, Precinct 8	1173	402	34.27%
Brighton Charter Township, Precinct 9	2244	689	30.70%
Cohoctah Township, Precinct 1	2425	613	25.28%
Conway Township, Precinct 1	2406	641	26.64%
Deerfield Township, Precinct 1	1464	368	25.14%
Deerfield Township, Precinct 2	1621	488	30.10%
Genoa Charter Township, Precinct 1	1051	211	20.08%
Genoa Charter Township, Precinct 2	892	154	17.26%
Genoa Charter Township, Precinct 3	1677	460	27.43%
Genoa Charter Township, Precinct 4	1309	386	29.49%
Genoa Charter Township, Precinct 5	1580	541	34.24%
Genoa Charter Township, Precinct 6	2040	794	38.92%
Genoa Charter Township, Precinct 7	831	310	37.30%
Genoa Charter Township, Precinct 8	1246	455	36.52%
Genoa Charter Township, Precinct 9	2138	576	26.94%
Genoa Charter Township, Precinct 10	1259	297	23.59%
Genoa Charter Township, Precinct 11	641	143	22.31%
Genoa Charter Township, Precinct 12	122	49	40.16%
Green Oak Charter Township, Precinct 1	1471	338	22.98%
Green Oak Charter Township, Precinct 2	1609	364	22.62%
Green Oak Charter Township, Precinct 3	1761	354	20.10%
Green Oak Charter Township, Precinct 4	1937	515	26.59%
Green Oak Charter Township, Precinct 5	1355	344	25.39%
Green Oak Charter Township, Precinct 6	1811	539	29.76%
Green Oak Charter Township, Precinct 7	1020	170	16.67%
Green Oak Charter Township, Precinct 8	1343	341	25.39%
Green Oak Charter Township, Precinct 9	1050	297	28.29%
Hamburg Township, Precinct 1	2467	641	25.98%
Hamburg Township, Precinct 2	1886	507	26.88%
Hamburg Township, Precinct 3	2226	555	24.93%
Hamburg Township, Precinct 4	1953	542	27.75%
Hamburg Township, Precinct 5	1823	474	26.00%
Hamburg Township, Precinct 6	2561	725	28.31%
Hamburg Township, Precinct 7	1458	496	34.02%
Hamburg Township, Precinct 8	1282	316	24.65%
Handy Township, Precinct 1	1326	275	20.74%
Handy Township, Precinct 2	1888	372	19.70%

LIVINGSTON COUNTY BOARD OF CANVASSERS
STATEMENT OF VOTES CAST REPORT
AUGUST 3, 2010, PRIMARY ELECTION
OFFICIAL RESULTS

	TURN OUT		
	Reg. Voters	Cards Cast	% Turnout
Handy Township, Precinct 3	2119	482	22.75%
Hartland Township, Precinct 1	2071	847	40.90%
Hartland Township, Precinct 2	2331	717	30.76%
Hartland Township, Precinct 3	2375	723	30.44%
Hartland Township, Precinct 4	1741	541	31.07%
Hartland Township, Precinct 5	1526	551	36.11%
Howell Township, Precinct 1	1810	465	25.69%
Howell Township, Precinct 2	1535	410	26.71%
Howell Township, Precinct 3	1493	327	21.90%
Iosco Township, Precinct 1	1147	287	25.02%
Iosco Township, Precinct 2	1474	364	24.69%
Marion Township, Precinct 1	1977	505	25.54%
Marion Township, Precinct 2	1896	509	26.85%
Marion Township, Precinct 3	1412	452	32.01%
Marion Township, Precinct 4	1939	568	29.29%
Oceola Township, Precinct 1	2359	627	26.58%
Oceola Township, Precinct 2	2162	512	23.68%
Oceola Township, Precinct 3	2134	475	22.26%
Oceola Township, Precinct 4	1581	451	28.53%
Putnam Township, Precinct 1	1348	325	24.11%
Putnam Township, Precinct 2	1875	465	24.80%
Putnam Township, Precinct 3	1594	306	19.20%
Putnam Township, Precinct 4	1187	294	24.77%
Tyrone Township, Precinct 1	1982	512	25.83%
Tyrone Township, Precinct 2	2046	582	28.45%
Tyrone Township, Precinct 3	2002	642	32.07%
Tyrone Township, Precinct 4	1321	436	33.01%
Unadilla Township, Precinct 1	2356	604	25.64%
Total	131669	35842	27.22%

LIVINGSTON COUNTY BOARD OF CANVASSERS
STATEMENT OF VOTES CAST REPORT
AUGUST 3, 2010, PRIMARY ELECTION
OFFICIAL RESULTS

	Rep Governor							
	Reg. Voters	Total Votes	Mike Bouchard (Rep)	Mike Cox (Rep)	Tom George (Rep)	Pete Hoekstra (Rep)	Rick Snyder (Rep)	Write-In Votes
Jurisdiction Wide								
Brighton City, Precinct 1	1636	247	23	48	1	73	101	1
Brighton City, Precinct 2	1390	202	19	47	2	44	90	0
Brighton City, Precinct 3	1575	375	42	68	2	100	163	0
Brighton City, Precinct 4	969	270	38	63	6	68	95	0
Howell City, Precinct 1	2154	357	56	73	2	65	161	0
Howell City, Precinct 2	2086	275	33	55	8	53	126	0
Howell City, Precinct 3	2304	489	61	119	16	108	185	0
Brighton Charter Township, Precinct 1	1671	464	58	85	11	124	186	0
Brighton Charter Township, Precinct 2	1413	270	31	43	3	75	118	0
Brighton Charter Township, Precinct 3	1611	446	64	89	5	108	180	0
Brighton Charter Township, Precinct 4	1367	360	33	70	3	107	147	0
Brighton Charter Township, Precinct 5	996	171	19	47	1	32	72	0
Brighton Charter Township, Precinct 6	1797	510	58	108	6	99	239	0
Brighton Charter Township, Precinct 7	1561	396	47	70	6	103	170	0
Brighton Charter Township, Precinct 8	1173	347	51	61	4	83	148	0
Brighton Charter Township, Precinct 9	2244	565	76	122	3	123	241	0
Cohoctah Township, Precinct 1	2425	520	65	129	6	124	196	0
Conway Township, Precinct 1	2406	549	69	136	4	149	190	1
Deerfield Township, Precinct 1	1464	295	44	77	3	67	104	0
Deerfield Township, Precinct 2	1621	393	35	92	0	111	155	0
Genoa Charter Township, Precinct 1	1051	174	21	46	2	42	63	0
Genoa Charter Township, Precinct 2	892	115	21	29	0	27	38	0
Genoa Charter Township, Precinct 3	1677	350	48	76	4	99	123	0
Genoa Charter Township, Precinct 4	1309	290	42	60	3	67	118	0
Genoa Charter Township, Precinct 5	1580	444	54	120	2	106	162	0
Genoa Charter Township, Precinct 6	2040	668	109	145	2	169	242	1
Genoa Charter Township, Precinct 7	831	255	36	49	4	54	111	1
Genoa Charter Township, Precinct 8	1246	382	50	67	4	124	137	0
Genoa Charter Township, Precinct 9	2138	459	62	111	4	116	166	0
Genoa Charter Township, Precinct 10	1259	225	47	51	2	57	68	0
Genoa Charter Township, Precinct 11	641	117	16	28	1	34	38	0
Genoa Charter Township, Precinct 12	122	42	3	20	0	8	11	0
Green Oak Charter Township, Precinct 1	1471	265	27	57	3	57	121	0
Green Oak Charter Township, Precinct 2	1609	279	31	59	2	72	115	0
Green Oak Charter Township, Precinct 3	1761	254	36	37	5	62	114	0
Green Oak Charter Township, Precinct 4	1937	397	60	75	1	99	162	0
Green Oak Charter Township, Precinct 5	1355	302	37	58	2	68	137	0
Green Oak Charter Township, Precinct 6	1811	413	68	104	2	89	149	1
Green Oak Charter Township, Precinct 7	1020	119	18	32	1	27	41	0
Green Oak Charter Township, Precinct 8	1343	272	23	52	1	71	125	0
Green Oak Charter Township, Precinct 9	1050	248	47	47	0	48	106	0
Hamburg Township, Precinct 1	2467	528	69	92	3	153	211	0
Hamburg Township, Precinct 2	1886	387	69	68	1	85	163	1
Hamburg Township, Precinct 3	2226	420	60	89	6	102	163	0
Hamburg Township, Precinct 4	1953	405	47	76	5	75	202	0
Hamburg Township, Precinct 5	1823	368	52	78	0	68	170	0
Hamburg Township, Precinct 6	2561	570	75	118	7	110	260	0
Hamburg Township, Precinct 7	1458	393	41	90	8	98	155	1
Hamburg Township, Precinct 8	1282	243	30	62	5	63	83	0
Handy Township, Precinct 1	1326	231	30	59	2	54	86	0
Handy Township, Precinct 2	1888	322	38	80	3	77	124	0

LIVINGSTON COUNTY BOARD OF CANVASSERS
STATEMENT OF VOTES CAST REPORT
AUGUST 3, 2010, PRIMARY ELECTION
OFFICIAL RESULTS

	Rep Governor							
	Reg. Voters	Total Votes	Mike Bouchard (Rep)	Mike Cox (Rep)	Tom George (Rep)	Pete Hoekstra (Rep)	Rick Snyder (Rep)	Write-In Votes
Handy Township, Precinct 3	2119	414	48	104	3	113	146	0
Hartland Township, Precinct 1	2071	645	100	146	8	146	244	1
Hartland Township, Precinct 2	2331	568	73	119	8	132	236	0
Hartland Township, Precinct 3	2375	566	103	125	8	122	208	0
Hartland Township, Precinct 4	1741	427	57	88	9	95	178	0
Hartland Township, Precinct 5	1526	449	53	105	6	94	191	0
Howell Township, Precinct 1	1810	392	43	80	3	107	159	0
Howell Township, Precinct 2	1535	346	38	70	6	85	146	1
Howell Township, Precinct 3	1493	272	38	56	5	65	108	0
Iosco Township, Precinct 1	1147	252	24	96	4	47	81	0
Iosco Township, Precinct 2	1474	316	31	88	2	54	140	1
Marion Township, Precinct 1	1977	426	62	109	4	103	148	0
Marion Township, Precinct 2	1896	417	52	83	3	89	190	0
Marion Township, Precinct 3	1412	370	51	98	2	81	138	0
Marion Township, Precinct 4	1939	472	54	108	2	99	209	0
Oceola Township, Precinct 1	2359	513	68	132	3	134	176	0
Oceola Township, Precinct 2	2162	396	65	82	5	91	153	0
Oceola Township, Precinct 3	2134	409	41	114	3	97	154	0
Oceola Township, Precinct 4	1581	373	38	105	4	96	129	1
Putnam Township, Precinct 1	1348	258	39	65	1	50	103	0
Putnam Township, Precinct 2	1875	378	35	92	5	84	162	0
Putnam Township, Precinct 3	1594	233	25	57	3	50	98	0
Putnam Township, Precinct 4	1187	235	16	66	6	44	102	1
Tyrone Township, Precinct 1	1982	429	63	74	12	119	161	0
Tyrone Township, Precinct 2	2046	457	53	78	4	153	169	0
Tyrone Township, Precinct 3	2002	498	60	99	6	143	190	0
Tyrone Township, Precinct 4	1321	349	37	91	6	82	133	0
Unadilla Township, Precinct 1	2356	456	50	107	6	88	205	0
Total	131669	28754	3706	6374	314	6860	11488	12

LIVINGSTON COUNTY BOARD OF CANVASSERS
STATEMENT OF VOTES CAST REPORT
AUGUST 3, 2010, PRIMARY ELECTION
OFFICIAL RESULTS

	Dem Governor				
	Reg. Voters	Total Votes	Virg Bernero (Dem)	Andy Dillon (Dem)	Write-In Votes
Jurisdiction Wide					
Brighton City, Precinct 1	1636	105	50	55	0
Brighton City, Precinct 2	1390	84	45	39	0
Brighton City, Precinct 3	1575	104	53	51	0
Brighton City, Precinct 4	969	71	34	37	0
Howell City, Precinct 1	2154	82	44	38	0
Howell City, Precinct 2	2086	65	40	25	0
Howell City, Precinct 3	2304	83	38	45	0
Brighton Charter Township, Precinct 1	1671	96	54	41	1
Brighton Charter Township, Precinct 2	1413	48	26	22	0
Brighton Charter Township, Precinct 3	1611	96	52	44	0
Brighton Charter Township, Precinct 4	1367	48	29	19	0
Brighton Charter Township, Precinct 5	996	35	11	24	0
Brighton Charter Township, Precinct 6	1797	90	50	40	0
Brighton Charter Township, Precinct 7	1561	84	58	25	1
Brighton Charter Township, Precinct 8	1173	47	19	28	0
Brighton Charter Township, Precinct 9	2244	107	55	52	0
Cohoctah Township, Precinct 1	2425	87	66	21	0
Conway Township, Precinct 1	2406	71	48	23	0
Deerfield Township, Precinct 1	1464	62	41	21	0
Deerfield Township, Precinct 2	1621	79	55	24	0
Genoa Charter Township, Precinct 1	1051	30	17	13	0
Genoa Charter Township, Precinct 2	892	32	19	13	0
Genoa Charter Township, Precinct 3	1677	92	46	45	1
Genoa Charter Township, Precinct 4	1309	79	40	39	0
Genoa Charter Township, Precinct 5	1580	87	50	37	0
Genoa Charter Township, Precinct 6	2040	98	48	50	0
Genoa Charter Township, Precinct 7	831	47	25	22	0
Genoa Charter Township, Precinct 8	1246	64	31	33	0
Genoa Charter Township, Precinct 9	2138	94	51	42	1
Genoa Charter Township, Precinct 10	1259	60	29	31	0
Genoa Charter Township, Precinct 11	641	20	7	13	0
Genoa Charter Township, Precinct 12	122	7	3	4	0
Green Oak Charter Township, Precinct 1	1471	68	36	32	0
Green Oak Charter Township, Precinct 2	1609	73	42	31	0
Green Oak Charter Township, Precinct 3	1761	93	55	38	0
Green Oak Charter Township, Precinct 4	1937	94	55	39	0
Green Oak Charter Township, Precinct 5	1355	41	17	24	0
Green Oak Charter Township, Precinct 6	1811	115	53	62	0
Green Oak Charter Township, Precinct 7	1020	45	28	17	0
Green Oak Charter Township, Precinct 8	1343	61	30	30	1
Green Oak Charter Township, Precinct 9	1050	42	25	17	0
Hamburg Township, Precinct 1	2467	105	61	44	0
Hamburg Township, Precinct 2	1886	108	57	51	0
Hamburg Township, Precinct 3	2226	128	59	69	0
Hamburg Township, Precinct 4	1953	126	87	39	0
Hamburg Township, Precinct 5	1823	95	52	43	0
Hamburg Township, Precinct 6	2561	146	83	62	1
Hamburg Township, Precinct 7	1458	94	48	46	0
Hamburg Township, Precinct 8	1282	66	45	21	0
Handy Township, Precinct 1	1326	41	30	11	0
Handy Township, Precinct 2	1888	38	29	9	0

LIVINGSTON COUNTY BOARD OF CANVASSERS
STATEMENT OF VOTES CAST REPORT
AUGUST 3, 2010, PRIMARY ELECTION
OFFICIAL RESULTS

	Dem Governor				
	Reg. Voters	Total Votes	Virg Bernero (Dem)	Andy Dillon (Dem)	Write-In Votes
Handy Township, Precinct 3	2119	60	50	10	0
Hartland Township, Precinct 1	2071	153	92	61	0
Hartland Township, Precinct 2	2331	130	77	53	0
Hartland Township, Precinct 3	2375	139	83	56	0
Hartland Township, Precinct 4	1741	94	50	44	0
Hartland Township, Precinct 5	1526	79	47	31	1
Howell Township, Precinct 1	1810	62	34	28	0
Howell Township, Precinct 2	1535	54	30	24	0
Howell Township, Precinct 3	1493	52	29	23	0
Iosco Township, Precinct 1	1147	30	20	9	1
Iosco Township, Precinct 2	1474	44	25	19	0
Marion Township, Precinct 1	1977	69	39	30	0
Marion Township, Precinct 2	1896	82	30	51	1
Marion Township, Precinct 3	1412	65	40	25	0
Marion Township, Precinct 4	1939	82	53	29	0
Oceola Township, Precinct 1	2359	96	45	50	1
Oceola Township, Precinct 2	2162	108	63	45	0
Oceola Township, Precinct 3	2134	59	33	26	0
Oceola Township, Precinct 4	1581	68	41	27	0
Putnam Township, Precinct 1	1348	65	40	25	0
Putnam Township, Precinct 2	1875	74	48	26	0
Putnam Township, Precinct 3	1594	69	41	28	0
Putnam Township, Precinct 4	1187	51	35	16	0
Tyrone Township, Precinct 1	1982	75	50	25	0
Tyrone Township, Precinct 2	2046	105	78	27	0
Tyrone Township, Precinct 3	2002	121	78	43	0
Tyrone Township, Precinct 4	1321	62	35	27	0
Unadilla Township, Precinct 1	2356	132	91	40	1
Total	131669	6113	3503	2599	11

LIVINGSTON COUNTY BOARD OF CANVASSERS
STATEMENT OF VOTES CAST REPORT
AUGUST 3, 2010, PRIMARY ELECTION
OFFICIAL RESULTS

	Rep 8th District Representative in Congress				
	Reg. Voters	Total Votes	Mike Rogers (Rep)	Eric Harvey, WI	Write-In Votes
Jurisdiction Wide					
Brighton City, Precinct 1	1636	209	206	0	3
Brighton City, Precinct 2	1390	180	177	0	3
Brighton City, Precinct 3	1575	320	315	0	5
Brighton City, Precinct 4	969	233	233	0	0
Howell City, Precinct 1	2154	307	304	0	3
Howell City, Precinct 2	2086	224	219	2	3
Howell City, Precinct 3	2304	439	432	0	7
Brighton Charter Township, Precinct 1	1671	399	396	0	3
Brighton Charter Township, Precinct 2	1413	233	231	0	2
Brighton Charter Township, Precinct 3	1611	380	379	0	1
Brighton Charter Township, Precinct 4	1367	303	302	0	1
Brighton Charter Township, Precinct 5	996	154	153	0	1
Brighton Charter Township, Precinct 6	1797	459	458	0	1
Brighton Charter Township, Precinct 7	1561	341	338	0	3
Brighton Charter Township, Precinct 8	1173	300	296	0	4
Brighton Charter Township, Precinct 9	2244	497	497	0	0
Cohoctah Township, Precinct 1	2425	452	446	0	6
Conway Township, Precinct 1	2406	506	504	0	2
Deerfield Township, Precinct 1	1464	262	260	0	2
Deerfield Township, Precinct 2	1621	356	354	0	2
Genoa Charter Township, Precinct 1	1051	153	152	0	1
Genoa Charter Township, Precinct 2	892	107	106	0	1
Genoa Charter Township, Precinct 3	1677	319	315	0	4
Genoa Charter Township, Precinct 4	1309	251	247	0	4
Genoa Charter Township, Precinct 5	1580	395	392	0	3
Genoa Charter Township, Precinct 6	2040	600	599	0	1
Genoa Charter Township, Precinct 7	831	216	215	0	1
Genoa Charter Township, Precinct 8	1246	340	340	0	0
Genoa Charter Township, Precinct 9	2138	408	407	0	1
Genoa Charter Township, Precinct 10	1259	207	205	0	2
Genoa Charter Township, Precinct 11	641	104	104	0	0
Genoa Charter Township, Precinct 12	122	37	37	0	0
Green Oak Charter Township, Precinct 1	1471	220	219	0	1
Green Oak Charter Township, Precinct 2	1609	256	253	0	3
Green Oak Charter Township, Precinct 3	1761	232	231	0	1
Green Oak Charter Township, Precinct 4	1937	344	343	0	1
Green Oak Charter Township, Precinct 5	1355	256	255	0	1
Green Oak Charter Township, Precinct 6	1811	357	356	0	1
Green Oak Charter Township, Precinct 7	1020	101	101	0	0
Green Oak Charter Township, Precinct 8	1343	238	238	0	0
Green Oak Charter Township, Precinct 9	1050	210	210	0	0
Hamburg Township, Precinct 1	2467	459	453	0	6
Hamburg Township, Precinct 2	1886	354	352	0	2
Hamburg Township, Precinct 3	2226	361	359	0	2
Hamburg Township, Precinct 4	1953	357	353	0	4
Hamburg Township, Precinct 5	1823	325	322	0	3
Hamburg Township, Precinct 6	2561	493	485	0	8
Hamburg Township, Precinct 7	1458	334	331	0	3
Hamburg Township, Precinct 8	1282	225	224	0	1
Handy Township, Precinct 1	1326	206	205	0	1
Handy Township, Precinct 2	1888	288	283	0	5

LIVINGSTON COUNTY BOARD OF CANVASSERS
STATEMENT OF VOTES CAST REPORT
AUGUST 3, 2010, PRIMARY ELECTION
OFFICIAL RESULTS

	Rep 8th District Representative in Congress				
	Reg. Voters	Total Votes	Mike Rogers (Rep)	Eric Harvey, WI	Write-In Votes
Handy Township, Precinct 3	2119	372	370	0	2
Hartland Township, Precinct 1	2071	572	567	0	5
Hartland Township, Precinct 2	2331	503	500	0	3
Hartland Township, Precinct 3	2375	503	498	0	5
Hartland Township, Precinct 4	1741	369	365	0	4
Hartland Township, Precinct 5	1526	373	371	0	2
Howell Township, Precinct 1	1810	343	343	0	0
Howell Township, Precinct 2	1535	306	304	0	2
Howell Township, Precinct 3	1493	245	243	0	2
Iosco Township, Precinct 1	1147	226	224	1	1
Iosco Township, Precinct 2	1474	271	265	0	6
Marion Township, Precinct 1	1977	382	378	0	4
Marion Township, Precinct 2	1896	384	380	0	4
Marion Township, Precinct 3	1412	331	329	0	2
Marion Township, Precinct 4	1939	421	419	0	2
Oceola Township, Precinct 1	2359	458	455	0	3
Oceola Township, Precinct 2	2162	339	333	0	6
Oceola Township, Precinct 3	2134	372	368	0	4
Oceola Township, Precinct 4	1581	341	338	0	3
Putnam Township, Precinct 1	1348	217	211	0	6
Putnam Township, Precinct 2	1875	338	335	0	3
Putnam Township, Precinct 3	1594	210	209	0	1
Putnam Township, Precinct 4	1187	211	209	0	2
Tyrone Township, Precinct 1	1982	382	378	0	4
Tyrone Township, Precinct 2	2046	406	405	0	1
Tyrone Township, Precinct 3	2002	447	446	0	1
Tyrone Township, Precinct 4	1321	316	316	0	0
Unadilla Township, Precinct 1	2356	399	395	0	4
Total	131669	25344	25146	3	195

LIVINGSTON COUNTY BOARD OF CANVASSERS
STATEMENT OF VOTES CAST REPORT
AUGUST 3, 2010, PRIMARY ELECTION
OFFICIAL RESULTS

	Dem 8th District Representative in Congress					Dem 22nd District State Senator			
	Reg. Voters	Total Votes	Kande Ngalamulume (Dem)	Lance Enderle, WI	Write-In Votes	Reg. Voters	Total Votes	Chuck Fellows (Dem)	Write-In Votes
Jurisdiction Wide									
Brighton City, Precinct 1	1636	80	72	7	1	1636	88	88	0
Brighton City, Precinct 2	1390	62	58	1	3	1390	68	68	0
Brighton City, Precinct 3	1575	83	72	8	3	1575	86	86	0
Brighton City, Precinct 4	969	54	49	3	2	969	56	56	0
Howell City, Precinct 1	2154	71	63	7	1	2154	72	71	1
Howell City, Precinct 2	2086	54	48	5	1	2086	52	51	1
Howell City, Precinct 3	2304	67	59	7	1	2304	69	69	0
Brighton Charter Township, Precinct 1	1671	71	58	4	9	1671	78	78	0
Brighton Charter Township, Precinct 2	1413	36	35	1	0	1413	36	36	0
Brighton Charter Township, Precinct 3	1611	71	57	14	0	1611	76	76	0
Brighton Charter Township, Precinct 4	1367	33	27	6	0	1367	35	35	0
Brighton Charter Township, Precinct 5	996	29	29	0	0	996	29	29	0
Brighton Charter Township, Precinct 6	1797	71	64	6	1	1797	73	73	0
Brighton Charter Township, Precinct 7	1561	64	61	3	0	1561	69	69	0
Brighton Charter Township, Precinct 8	1173	36	32	4	0	1173	37	37	0
Brighton Charter Township, Precinct 9	2244	90	81	4	5	2244	89	89	0
Cohoctah Township, Precinct 1	2425	74	66	5	3	2425	78	77	1
Conway Township, Precinct 1	2406	57	53	4	0	2406	65	64	1
Deerfield Township, Precinct 1	1464	49	48	0	1	1464	48	48	0
Deerfield Township, Precinct 2	1621	57	51	6	0	1621	59	59	0
Genoa Charter Township, Precinct 1	1051	27	25	2	0	1051	28	28	0
Genoa Charter Township, Precinct 2	892	25	23	1	1	892	25	25	0
Genoa Charter Township, Precinct 3	1677	69	66	3	0	1677	74	73	1
Genoa Charter Township, Precinct 4	1309	61	58	0	3	1309	62	62	0
Genoa Charter Township, Precinct 5	1580	70	64	3	3	1580	71	71	0
Genoa Charter Township, Precinct 6	2040	67	60	6	1	2040	75	75	0
Genoa Charter Township, Precinct 7	831	41	29	11	1	831	42	41	1
Genoa Charter Township, Precinct 8	1246	50	48	2	0	1246	54	54	0
Genoa Charter Township, Precinct 9	2138	69	60	6	3	2138	73	72	1
Genoa Charter Township, Precinct 10	1259	49	46	0	3	1259	51	49	2
Genoa Charter Township, Precinct 11	641	18	17	1	0	641	18	18	0
Genoa Charter Township, Precinct 12	122	6	6	0	0	122	6	6	0
Green Oak Charter Township, Precinct 1	1471	57	57	0	0	1471	58	57	1
Green Oak Charter Township, Precinct 2	1609	59	54	3	2	1609	62	61	1
Green Oak Charter Township, Precinct 3	1761	68	64	4	0	1761	71	71	0
Green Oak Charter Township, Precinct 4	1937	72	70	2	0	1937	74	74	0
Green Oak Charter Township, Precinct 5	1355	25	24	1	0	1355	28	28	0
Green Oak Charter Township, Precinct 6	1811	91	89	1	1	1811	96	96	0
Green Oak Charter Township, Precinct 7	1020	41	37	4	0	1020	40	40	0
Green Oak Charter Township, Precinct 8	1343	46	42	4	0	1343	46	46	0
Green Oak Charter Township, Precinct 9	1050	30	30	0	0	1050	31	31	0
Hamburg Township, Precinct 1	2467	86	77	9	0	2467	90	90	0
Hamburg Township, Precinct 2	1886	86	82	4	0	1886	88	88	0
Hamburg Township, Precinct 3	2226	102	93	9	0	2226	105	105	0
Hamburg Township, Precinct 4	1953	107	98	8	1	1953	108	106	2
Hamburg Township, Precinct 5	1823	70	66	4	0	1823	81	81	0
Hamburg Township, Precinct 6	2561	117	108	9	0	2561	126	125	1
Hamburg Township, Precinct 7	1458	71	62	9	0	1458	83	82	1
Hamburg Township, Precinct 8	1282	56	50	6	0	1282	58	58	0
Handy Township, Precinct 1	1326	32	31	1	0	1326	33	33	0
Handy Township, Precinct 2	1888	30	26	4	0	1888	32	32	0

LIVINGSTON COUNTY BOARD OF CANVASSERS
STATEMENT OF VOTES CAST REPORT
AUGUST 3, 2010, PRIMARY ELECTION
OFFICIAL RESULTS

	Dem 8th District Representative in Congress					Dem 22nd District State Senator			
	Reg. Voters	Total Votes	Kande Ngalamulume (Dem)	Lance Enderle, WI	Write-In Votes	Reg. Voters	Total Votes	Chuck Fellows (Dem)	Write-In Votes
Handy Township, Precinct 3	2119	51	44	5	2	2119	55	55	0
Hartland Township, Precinct 1	2071	104	99	4	1	2071	118	118	0
Hartland Township, Precinct 2	2331	107	99	8	0	2331	111	111	0
Hartland Township, Precinct 3	2375	107	94	12	1	2375	108	107	1
Hartland Township, Precinct 4	1741	68	62	5	1	1741	71	70	1
Hartland Township, Precinct 5	1526	63	60	2	1	1526	64	63	1
Howell Township, Precinct 1	1810	50	45	5	0	1810	53	53	0
Howell Township, Precinct 2	1535	42	39	3	0	1535	41	41	0
Howell Township, Precinct 3	1493	43	38	4	1	1493	46	45	1
Iosco Township, Precinct 1	1147	24	23	0	1	1147	25	24	1
Iosco Township, Precinct 2	1474	37	32	5	0	1474	37	37	0
Marion Township, Precinct 1	1977	55	51	4	0	1977	56	56	0
Marion Township, Precinct 2	1896	62	58	1	3	1896	69	69	0
Marion Township, Precinct 3	1412	52	48	2	2	1412	55	54	1
Marion Township, Precinct 4	1939	65	58	1	6	1939	67	67	0
Oceola Township, Precinct 1	2359	73	65	7	1	2359	77	77	0
Oceola Township, Precinct 2	2162	86	75	5	6	2162	86	85	1
Oceola Township, Precinct 3	2134	48	44	4	0	2134	51	51	0
Oceola Township, Precinct 4	1581	55	47	6	2	1581	55	55	0
Putnam Township, Precinct 1	1348	55	51	3	1	1348	57	57	0
Putnam Township, Precinct 2	1875	60	55	2	3	1875	61	61	0
Putnam Township, Precinct 3	1594	55	49	6	0	1594	58	58	0
Putnam Township, Precinct 4	1187	44	44	0	0	1187	44	44	0
Tyrone Township, Precinct 1	1982	59	54	5	0	1982	59	59	0
Tyrone Township, Precinct 2	2046	81	81	0	0	2046	82	82	0
Tyrone Township, Precinct 3	2002	93	92	0	1	2002	95	95	0
Tyrone Township, Precinct 4	1321	50	47	2	1	1321	50	50	0
Unadilla Township, Precinct 1	2356	100	97	1	2	2356	103	101	2
Total	131669	4796	4396	314	86	131669	5006	4982	24

LIVINGSTON COUNTY BOARD OF CANVASSERS
STATEMENT OF VOTES CAST REPORT
AUGUST 3, 2010, PRIMARY ELECTION
OFFICIAL RESULTS

	Rep 22nd District State Senator					Rep 47th District State Representative			
	Reg. Voters	Total Votes	Joe Hune (Rep)	Paul Rogers (Rep)	Write-In Votes	Reg. Voters	Total Votes	Cindy Denby (Rep)	Write-In Votes
Jurisdiction Wide									
Brighton City, Precinct 1	1636	231	126	103	2	-	-	-	-
Brighton City, Precinct 2	1390	199	123	76	0	-	-	-	-
Brighton City, Precinct 3	1575	351	224	127	0	-	-	-	-
Brighton City, Precinct 4	969	257	164	93	0	-	-	-	-
Howell City, Precinct 1	2154	350	169	180	1	2154	299	296	3
Howell City, Precinct 2	2086	274	141	133	0	2086	210	207	3
Howell City, Precinct 3	2304	476	279	195	2	2304	406	401	5
Brighton Charter Township, Precinct 1	1671	437	312	123	2	-	-	-	-
Brighton Charter Township, Precinct 2	1413	258	161	95	2	-	-	-	-
Brighton Charter Township, Precinct 3	1611	406	275	131	0	-	-	-	-
Brighton Charter Township, Precinct 4	1367	322	219	102	1	-	-	-	-
Brighton Charter Township, Precinct 5	996	165	121	42	2	-	-	-	-
Brighton Charter Township, Precinct 6	1797	475	348	125	2	-	-	-	-
Brighton Charter Township, Precinct 7	1561	355	272	83	0	-	-	-	-
Brighton Charter Township, Precinct 8	1173	314	228	85	1	-	-	-	-
Brighton Charter Township, Precinct 9	2244	531	364	167	0	-	-	-	-
Cohoctah Township, Precinct 1	2425	506	407	99	0	2425	433	429	4
Conway Township, Precinct 1	2406	553	478	74	1	2406	503	501	2
Deerfield Township, Precinct 1	1464	269	219	50	0	1464	228	227	1
Deerfield Township, Precinct 2	1621	386	310	76	0	1621	332	329	3
Genoa Charter Township, Precinct 1	1051	164	95	69	0	-	-	-	-
Genoa Charter Township, Precinct 2	892	114	72	41	1	-	-	-	-
Genoa Charter Township, Precinct 3	1677	336	221	115	0	-	-	-	-
Genoa Charter Township, Precinct 4	1309	274	196	75	3	-	-	-	-
Genoa Charter Township, Precinct 5	1580	438	311	127	0	-	-	-	-
Genoa Charter Township, Precinct 6	2040	636	395	240	1	-	-	-	-
Genoa Charter Township, Precinct 7	831	239	185	54	0	-	-	-	-
Genoa Charter Township, Precinct 8	1246	370	278	92	0	-	-	-	-
Genoa Charter Township, Precinct 9	2138	436	290	144	2	-	-	-	-
Genoa Charter Township, Precinct 10	1259	213	141	72	0	-	-	-	-
Genoa Charter Township, Precinct 11	641	108	68	40	0	-	-	-	-
Genoa Charter Township, Precinct 12	122	40	33	7	0	-	-	-	-
Green Oak Charter Township, Precinct 1	1471	233	149	84	0	-	-	-	-
Green Oak Charter Township, Precinct 2	1609	267	182	84	1	-	-	-	-
Green Oak Charter Township, Precinct 3	1761	237	167	69	1	-	-	-	-
Green Oak Charter Township, Precinct 4	1937	349	243	106	0	-	-	-	-
Green Oak Charter Township, Precinct 5	1355	282	190	91	1	-	-	-	-
Green Oak Charter Township, Precinct 6	1811	359	230	129	0	-	-	-	-
Green Oak Charter Township, Precinct 7	1020	107	68	39	0	-	-	-	-
Green Oak Charter Township, Precinct 8	1343	257	175	82	0	-	-	-	-
Green Oak Charter Township, Precinct 9	1050	220	154	65	1	-	-	-	-
Hamburg Township, Precinct 1	2467	496	358	138	0	2467	397	395	2
Hamburg Township, Precinct 2	1886	374	290	84	0	1886	332	331	1
Hamburg Township, Precinct 3	2226	394	311	82	1	2226	333	330	3
Hamburg Township, Precinct 4	1953	384	281	103	0	1953	321	318	3
Hamburg Township, Precinct 5	1823	353	260	91	2	1823	295	293	2
Hamburg Township, Precinct 6	2561	535	392	139	4	2561	459	449	10
Hamburg Township, Precinct 7	1458	373	257	115	1	1458	309	307	2
Hamburg Township, Precinct 8	1282	240	187	53	0	1282	214	213	1
Handy Township, Precinct 1	1326	231	185	46	0	1326	199	197	2
Handy Township, Precinct 2	1888	327	266	61	0	1888	287	284	3

LIVINGSTON COUNTY BOARD OF CANVASSERS
STATEMENT OF VOTES CAST REPORT
AUGUST 3, 2010, PRIMARY ELECTION
OFFICIAL RESULTS

	Rep 22nd District State Senator					Rep 47th District State Representative			
	Reg. Voters	Total Votes	Joe Hune (Rep)	Paul Rogers (Rep)	Write-In Votes	Reg. Voters	Total Votes	Cindy Denby (Rep)	Write-In Votes
Handy Township, Precinct 3	2119	415	357	57	1	2119	367	361	6
Hartland Township, Precinct 1	2071	620	498	120	2	2071	519	515	4
Hartland Township, Precinct 2	2331	527	388	139	0	2331	464	461	3
Hartland Township, Precinct 3	2375	534	413	119	2	2375	469	463	6
Hartland Township, Precinct 4	1741	401	281	120	0	1741	342	339	3
Hartland Township, Precinct 5	1526	413	315	98	0	1526	329	328	1
Howell Township, Precinct 1	1810	381	261	120	0	1810	308	307	1
Howell Township, Precinct 2	1535	343	239	103	1	1535	288	286	2
Howell Township, Precinct 3	1493	259	176	82	1	1493	232	229	3
Iosco Township, Precinct 1	1147	248	205	43	0	1147	211	209	2
Iosco Township, Precinct 2	1474	310	240	69	1	1474	262	258	4
Marion Township, Precinct 1	1977	421	280	140	1	-	-	-	-
Marion Township, Precinct 2	1896	403	296	107	0	-	-	-	-
Marion Township, Precinct 3	1412	354	230	124	0	-	-	-	-
Marion Township, Precinct 4	1939	457	314	143	0	-	-	-	-
Oceola Township, Precinct 1	2359	487	335	152	0	-	-	-	-
Oceola Township, Precinct 2	2162	374	222	150	2	-	-	-	-
Oceola Township, Precinct 3	2134	386	269	117	0	-	-	-	-
Oceola Township, Precinct 4	1581	364	284	78	2	-	-	-	-
Putnam Township, Precinct 1	1348	243	197	46	0	1348	208	206	2
Putnam Township, Precinct 2	1875	360	276	84	0	1875	308	307	1
Putnam Township, Precinct 3	1594	221	157	64	0	1594	195	195	0
Putnam Township, Precinct 4	1187	227	160	67	0	1187	197	194	3
Tyrone Township, Precinct 1	1982	405	305	99	1	1982	343	340	3
Tyrone Township, Precinct 2	2046	416	300	115	1	2046	347	346	1
Tyrone Township, Precinct 3	2002	469	355	112	2	2002	400	399	1
Tyrone Township, Precinct 4	1321	330	261	69	0	1321	277	277	0
Unadilla Township, Precinct 1	2356	444	351	92	1	2356	375	371	4
Total	131669	27313	19535	7725	53	68663	11998	11898	100

LIVINGSTON COUNTY BOARD OF CANVASSERS
STATEMENT OF VOTES CAST REPORT
AUGUST 3, 2010, PRIMARY ELECTION
OFFICIAL RESULTS

	Dem 8th District Representative in Congress					Dem 22nd District State Senator			
	Reg. Voters	Total Votes	Kande Ngalamulume (Dem)	Lance Enderle, WI	Write-In Votes	Reg. Voters	Total Votes	Chuck Fellows (Dem)	Write-In Votes
Jurisdiction Wide									
Brighton City, Precinct 1	1636	80	72	7	1	1636	88	88	0
Brighton City, Precinct 2	1390	62	58	1	3	1390	68	68	0
Brighton City, Precinct 3	1575	83	72	8	3	1575	86	86	0
Brighton City, Precinct 4	969	54	49	3	2	969	56	56	0
Howell City, Precinct 1	2154	71	63	7	1	2154	72	71	1
Howell City, Precinct 2	2086	54	48	5	1	2086	52	51	1
Howell City, Precinct 3	2304	67	59	7	1	2304	69	69	0
Brighton Charter Township, Precinct 1	1671	71	58	4	9	1671	78	78	0
Brighton Charter Township, Precinct 2	1413	36	35	1	0	1413	36	36	0
Brighton Charter Township, Precinct 3	1611	71	57	14	0	1611	76	76	0
Brighton Charter Township, Precinct 4	1367	33	27	6	0	1367	35	35	0
Brighton Charter Township, Precinct 5	996	29	29	0	0	996	29	29	0
Brighton Charter Township, Precinct 6	1797	71	64	6	1	1797	73	73	0
Brighton Charter Township, Precinct 7	1561	64	61	3	0	1561	69	69	0
Brighton Charter Township, Precinct 8	1173	36	32	4	0	1173	37	37	0
Brighton Charter Township, Precinct 9	2244	90	81	4	5	2244	89	89	0
Cohoctah Township, Precinct 1	2425	74	66	5	3	2425	78	77	1
Conway Township, Precinct 1	2406	57	53	4	0	2406	65	64	1
Deerfield Township, Precinct 1	1464	49	48	0	1	1464	48	48	0
Deerfield Township, Precinct 2	1621	57	51	6	0	1621	59	59	0
Genoa Charter Township, Precinct 1	1051	27	25	2	0	1051	28	28	0
Genoa Charter Township, Precinct 2	892	25	23	1	1	892	25	25	0
Genoa Charter Township, Precinct 3	1677	69	66	3	0	1677	74	73	1
Genoa Charter Township, Precinct 4	1309	61	58	0	3	1309	62	62	0
Genoa Charter Township, Precinct 5	1580	70	64	3	3	1580	71	71	0
Genoa Charter Township, Precinct 6	2040	67	60	6	1	2040	75	75	0
Genoa Charter Township, Precinct 7	831	41	29	11	1	831	42	41	1
Genoa Charter Township, Precinct 8	1246	50	48	2	0	1246	54	54	0
Genoa Charter Township, Precinct 9	2138	69	60	6	3	2138	73	72	1
Genoa Charter Township, Precinct 10	1259	49	46	0	3	1259	51	49	2
Genoa Charter Township, Precinct 11	641	18	17	1	0	641	18	18	0
Genoa Charter Township, Precinct 12	122	6	6	0	0	122	6	6	0
Green Oak Charter Township, Precinct 1	1471	57	57	0	0	1471	58	57	1
Green Oak Charter Township, Precinct 2	1609	59	54	3	2	1609	62	61	1
Green Oak Charter Township, Precinct 3	1761	68	64	4	0	1761	71	71	0
Green Oak Charter Township, Precinct 4	1937	72	70	2	0	1937	74	74	0
Green Oak Charter Township, Precinct 5	1355	25	24	1	0	1355	28	28	0
Green Oak Charter Township, Precinct 6	1811	91	89	1	1	1811	96	96	0
Green Oak Charter Township, Precinct 7	1020	41	37	4	0	1020	40	40	0
Green Oak Charter Township, Precinct 8	1343	46	42	4	0	1343	46	46	0
Green Oak Charter Township, Precinct 9	1050	30	30	0	0	1050	31	31	0
Hamburg Township, Precinct 1	2467	86	77	9	0	2467	90	90	0
Hamburg Township, Precinct 2	1886	86	82	4	0	1886	88	88	0
Hamburg Township, Precinct 3	2226	102	93	9	0	2226	105	105	0
Hamburg Township, Precinct 4	1953	107	98	8	1	1953	108	106	2
Hamburg Township, Precinct 5	1823	70	66	4	0	1823	81	81	0
Hamburg Township, Precinct 6	2561	117	108	9	0	2561	126	125	1
Hamburg Township, Precinct 7	1458	71	62	9	0	1458	83	82	1
Hamburg Township, Precinct 8	1282	56	50	6	0	1282	58	58	0
Handy Township, Precinct 1	1326	32	31	1	0	1326	33	33	0
Handy Township, Precinct 2	1888	30	26	4	0	1888	32	32	0

LIVINGSTON COUNTY BOARD OF CANVASSERS
STATEMENT OF VOTES CAST REPORT
AUGUST 3, 2010, PRIMARY ELECTION
OFFICIAL RESULTS

	Dem 8th District Representative in Congress					Dem 22nd District State Senator			
	Reg. Voters	Total Votes	Kande Ngalamulume (Dem)	Lance Enderle, WI	Write-In Votes	Reg. Voters	Total Votes	Chuck Fellows (Dem)	Write-In Votes
Handy Township, Precinct 3	2119	51	44	5	2	2119	55	55	0
Hartland Township, Precinct 1	2071	104	99	4	1	2071	118	118	0
Hartland Township, Precinct 2	2331	107	99	8	0	2331	111	111	0
Hartland Township, Precinct 3	2375	107	94	12	1	2375	108	107	1
Hartland Township, Precinct 4	1741	68	62	5	1	1741	71	70	1
Hartland Township, Precinct 5	1526	63	60	2	1	1526	64	63	1
Howell Township, Precinct 1	1810	50	45	5	0	1810	53	53	0
Howell Township, Precinct 2	1535	42	39	3	0	1535	41	41	0
Howell Township, Precinct 3	1493	43	38	4	1	1493	46	45	1
Iosco Township, Precinct 1	1147	24	23	0	1	1147	25	24	1
Iosco Township, Precinct 2	1474	37	32	5	0	1474	37	37	0
Marion Township, Precinct 1	1977	55	51	4	0	1977	56	56	0
Marion Township, Precinct 2	1896	62	58	1	3	1896	69	69	0
Marion Township, Precinct 3	1412	52	48	2	2	1412	55	54	1
Marion Township, Precinct 4	1939	65	58	1	6	1939	67	67	0
Oceola Township, Precinct 1	2359	73	65	7	1	2359	77	77	0
Oceola Township, Precinct 2	2162	86	75	5	6	2162	86	85	1
Oceola Township, Precinct 3	2134	48	44	4	0	2134	51	51	0
Oceola Township, Precinct 4	1581	55	47	6	2	1581	55	55	0
Putnam Township, Precinct 1	1348	55	51	3	1	1348	57	57	0
Putnam Township, Precinct 2	1875	60	55	2	3	1875	61	61	0
Putnam Township, Precinct 3	1594	55	49	6	0	1594	58	58	0
Putnam Township, Precinct 4	1187	44	44	0	0	1187	44	44	0
Tyrone Township, Precinct 1	1982	59	54	5	0	1982	59	59	0
Tyrone Township, Precinct 2	2046	81	81	0	0	2046	82	82	0
Tyrone Township, Precinct 3	2002	93	92	0	1	2002	95	95	0
Tyrone Township, Precinct 4	1321	50	47	2	1	1321	50	50	0
Unadilla Township, Precinct 1	2356	100	97	1	2	2356	103	101	2
Total	131669	4796	4396	314	86	131669	5006	4982	24

LIVINGSTON COUNTY BOARD OF CANVASSERS
STATEMENT OF VOTES CAST REPORT
AUGUST 3, 2010, PRIMARY ELECTION
OFFICIAL RESULTS

	Rep 22nd District State Senator					Rep 47th District State Representative			
	Reg. Voters	Total Votes	Joe Hune (Rep)	Paul Rogers (Rep)	Write-In Votes	Reg. Voters	Total Votes	Cindy Denby (Rep)	Write-In Votes
Jurisdiction Wide									
Brighton City, Precinct 1	1636	231	126	103	2	-	-	-	-
Brighton City, Precinct 2	1390	199	123	76	0	-	-	-	-
Brighton City, Precinct 3	1575	351	224	127	0	-	-	-	-
Brighton City, Precinct 4	969	257	164	93	0	-	-	-	-
Howell City, Precinct 1	2154	350	169	180	1	2154	299	296	3
Howell City, Precinct 2	2086	274	141	133	0	2086	210	207	3
Howell City, Precinct 3	2304	476	279	195	2	2304	406	401	5
Brighton Charter Township, Precinct 1	1671	437	312	123	2	-	-	-	-
Brighton Charter Township, Precinct 2	1413	258	161	95	2	-	-	-	-
Brighton Charter Township, Precinct 3	1611	406	275	131	0	-	-	-	-
Brighton Charter Township, Precinct 4	1367	322	219	102	1	-	-	-	-
Brighton Charter Township, Precinct 5	996	165	121	42	2	-	-	-	-
Brighton Charter Township, Precinct 6	1797	475	348	125	2	-	-	-	-
Brighton Charter Township, Precinct 7	1561	355	272	83	0	-	-	-	-
Brighton Charter Township, Precinct 8	1173	314	228	85	1	-	-	-	-
Brighton Charter Township, Precinct 9	2244	531	364	167	0	-	-	-	-
Cohoctah Township, Precinct 1	2425	506	407	99	0	2425	433	429	4
Conway Township, Precinct 1	2406	553	478	74	1	2406	503	501	2
Deerfield Township, Precinct 1	1464	269	219	50	0	1464	228	227	1
Deerfield Township, Precinct 2	1621	386	310	76	0	1621	332	329	3
Genoa Charter Township, Precinct 1	1051	164	95	69	0	-	-	-	-
Genoa Charter Township, Precinct 2	892	114	72	41	1	-	-	-	-
Genoa Charter Township, Precinct 3	1677	336	221	115	0	-	-	-	-
Genoa Charter Township, Precinct 4	1309	274	196	75	3	-	-	-	-
Genoa Charter Township, Precinct 5	1580	438	311	127	0	-	-	-	-
Genoa Charter Township, Precinct 6	2040	636	395	240	1	-	-	-	-
Genoa Charter Township, Precinct 7	831	239	185	54	0	-	-	-	-
Genoa Charter Township, Precinct 8	1246	370	278	92	0	-	-	-	-
Genoa Charter Township, Precinct 9	2138	436	290	144	2	-	-	-	-
Genoa Charter Township, Precinct 10	1259	213	141	72	0	-	-	-	-
Genoa Charter Township, Precinct 11	641	108	68	40	0	-	-	-	-
Genoa Charter Township, Precinct 12	122	40	33	7	0	-	-	-	-
Green Oak Charter Township, Precinct 1	1471	233	149	84	0	-	-	-	-
Green Oak Charter Township, Precinct 2	1609	267	182	84	1	-	-	-	-
Green Oak Charter Township, Precinct 3	1761	237	167	69	1	-	-	-	-
Green Oak Charter Township, Precinct 4	1937	349	243	106	0	-	-	-	-
Green Oak Charter Township, Precinct 5	1355	282	190	91	1	-	-	-	-
Green Oak Charter Township, Precinct 6	1811	359	230	129	0	-	-	-	-
Green Oak Charter Township, Precinct 7	1020	107	68	39	0	-	-	-	-
Green Oak Charter Township, Precinct 8	1343	257	175	82	0	-	-	-	-
Green Oak Charter Township, Precinct 9	1050	220	154	65	1	-	-	-	-
Hamburg Township, Precinct 1	2467	496	358	138	0	2467	397	395	2
Hamburg Township, Precinct 2	1886	374	290	84	0	1886	332	331	1
Hamburg Township, Precinct 3	2226	394	311	82	1	2226	333	330	3
Hamburg Township, Precinct 4	1953	384	281	103	0	1953	321	318	3
Hamburg Township, Precinct 5	1823	353	260	91	2	1823	295	293	2
Hamburg Township, Precinct 6	2561	535	392	139	4	2561	459	449	10
Hamburg Township, Precinct 7	1458	373	257	115	1	1458	309	307	2
Hamburg Township, Precinct 8	1282	240	187	53	0	1282	214	213	1
Handy Township, Precinct 1	1326	231	185	46	0	1326	199	197	2
Handy Township, Precinct 2	1888	327	266	61	0	1888	287	284	3

LIVINGSTON COUNTY BOARD OF CANVASSERS
STATEMENT OF VOTES CAST REPORT
AUGUST 3, 2010, PRIMARY ELECTION
OFFICIAL RESULTS

	Rep 22nd District State Senator					Rep 47th District State Representative			
	Reg. Voters	Total Votes	Joe Hune (Rep)	Paul Rogers (Rep)	Write-In Votes	Reg. Voters	Total Votes	Cindy Denby (Rep)	Write-In Votes
Handy Township, Precinct 3	2119	415	357	57	1	2119	367	361	6
Hartland Township, Precinct 1	2071	620	498	120	2	2071	519	515	4
Hartland Township, Precinct 2	2331	527	388	139	0	2331	464	461	3
Hartland Township, Precinct 3	2375	534	413	119	2	2375	469	463	6
Hartland Township, Precinct 4	1741	401	281	120	0	1741	342	339	3
Hartland Township, Precinct 5	1526	413	315	98	0	1526	329	328	1
Howell Township, Precinct 1	1810	381	261	120	0	1810	308	307	1
Howell Township, Precinct 2	1535	343	239	103	1	1535	288	286	2
Howell Township, Precinct 3	1493	259	176	82	1	1493	232	229	3
Iosco Township, Precinct 1	1147	248	205	43	0	1147	211	209	2
Iosco Township, Precinct 2	1474	310	240	69	1	1474	262	258	4
Marion Township, Precinct 1	1977	421	280	140	1	-	-	-	-
Marion Township, Precinct 2	1896	403	296	107	0	-	-	-	-
Marion Township, Precinct 3	1412	354	230	124	0	-	-	-	-
Marion Township, Precinct 4	1939	457	314	143	0	-	-	-	-
Oceola Township, Precinct 1	2359	487	335	152	0	-	-	-	-
Oceola Township, Precinct 2	2162	374	222	150	2	-	-	-	-
Oceola Township, Precinct 3	2134	386	269	117	0	-	-	-	-
Oceola Township, Precinct 4	1581	364	284	78	2	-	-	-	-
Putnam Township, Precinct 1	1348	243	197	46	0	1348	208	206	2
Putnam Township, Precinct 2	1875	360	276	84	0	1875	308	307	1
Putnam Township, Precinct 3	1594	221	157	64	0	1594	195	195	0
Putnam Township, Precinct 4	1187	227	160	67	0	1187	197	194	3
Tyrone Township, Precinct 1	1982	405	305	99	1	1982	343	340	3
Tyrone Township, Precinct 2	2046	416	300	115	1	2046	347	346	1
Tyrone Township, Precinct 3	2002	469	355	112	2	2002	400	399	1
Tyrone Township, Precinct 4	1321	330	261	69	0	1321	277	277	0
Unadilla Township, Precinct 1	2356	444	351	92	1	2356	375	371	4
Total	131669	27313	19535	7725	53	68663	11998	11898	100

LIVINGSTON COUNTY BOARD OF CANVASSERS
STATEMENT OF VOTES CAST REPORT
AUGUST 3, 2010, PRIMARY ELECTION
OFFICIAL RESULTS

	Dem 47th District State Representative				Dem 66th District State Representative			
	Reg. Voters	Total Votes	Garry Post (Dem)	Write-In Votes	Reg. Voters	Total Votes	James R. Delcamp (Dem)	Write-In Votes
Jurisdiction Wide								
Brighton City, Precinct 1	-	-	-	-	1636	88	88	0
Brighton City, Precinct 2	-	-	-	-	1390	67	67	0
Brighton City, Precinct 3	-	-	-	-	1575	87	87	0
Brighton City, Precinct 4	-	-	-	-	969	55	55	0
Howell City, Precinct 1	2154	77	77	0	-	-	-	-
Howell City, Precinct 2	2086	54	54	0	-	-	-	-
Howell City, Precinct 3	2304	70	70	0	-	-	-	-
Brighton Charter Township, Precinct 1	-	-	-	-	1671	77	77	0
Brighton Charter Township, Precinct 2	-	-	-	-	1413	38	38	0
Brighton Charter Township, Precinct 3	-	-	-	-	1611	74	74	0
Brighton Charter Township, Precinct 4	-	-	-	-	1367	35	35	0
Brighton Charter Township, Precinct 5	-	-	-	-	996	29	29	0
Brighton Charter Township, Precinct 6	-	-	-	-	1797	73	73	0
Brighton Charter Township, Precinct 7	-	-	-	-	1561	66	65	1
Brighton Charter Township, Precinct 8	-	-	-	-	1173	37	37	0
Brighton Charter Township, Precinct 9	-	-	-	-	2244	90	90	0
Cohoctah Township, Precinct 1	2425	77	76	1	-	-	-	-
Conway Township, Precinct 1	2406	63	63	0	-	-	-	-
Deerfield Township, Precinct 1	1464	48	48	0	-	-	-	-
Deerfield Township, Precinct 2	1621	57	57	0	-	-	-	-
Genoa Charter Township, Precinct 1	-	-	-	-	1051	28	28	0
Genoa Charter Township, Precinct 2	-	-	-	-	892	26	26	0
Genoa Charter Township, Precinct 3	-	-	-	-	1677	72	71	1
Genoa Charter Township, Precinct 4	-	-	-	-	1309	65	64	1
Genoa Charter Township, Precinct 5	-	-	-	-	1580	70	70	0
Genoa Charter Township, Precinct 6	-	-	-	-	2040	75	75	0
Genoa Charter Township, Precinct 7	-	-	-	-	831	40	40	0
Genoa Charter Township, Precinct 8	-	-	-	-	1246	53	53	0
Genoa Charter Township, Precinct 9	-	-	-	-	2138	75	74	1
Genoa Charter Township, Precinct 10	-	-	-	-	1259	51	50	1
Genoa Charter Township, Precinct 11	-	-	-	-	641	18	18	0
Genoa Charter Township, Precinct 12	-	-	-	-	122	6	6	0
Green Oak Charter Township, Precinct 1	-	-	-	-	1471	59	59	0
Green Oak Charter Township, Precinct 2	-	-	-	-	1609	64	63	1
Green Oak Charter Township, Precinct 3	-	-	-	-	1761	71	71	0
Green Oak Charter Township, Precinct 4	-	-	-	-	1937	72	72	0
Green Oak Charter Township, Precinct 5	-	-	-	-	1355	29	29	0
Green Oak Charter Township, Precinct 6	-	-	-	-	1811	94	94	0
Green Oak Charter Township, Precinct 7	-	-	-	-	1020	41	41	0
Green Oak Charter Township, Precinct 8	-	-	-	-	1343	47	47	0
Green Oak Charter Township, Precinct 9	-	-	-	-	1050	32	32	0
Hamburg Township, Precinct 1	2467	91	91	0	-	-	-	-
Hamburg Township, Precinct 2	1886	91	91	0	-	-	-	-
Hamburg Township, Precinct 3	2226	107	107	0	-	-	-	-
Hamburg Township, Precinct 4	1953	109	108	1	-	-	-	-
Hamburg Township, Precinct 5	1823	84	84	0	-	-	-	-
Hamburg Township, Precinct 6	2561	126	125	1	-	-	-	-
Hamburg Township, Precinct 7	1458	83	83	0	-	-	-	-
Hamburg Township, Precinct 8	1282	58	58	0	-	-	-	-
Handy Township, Precinct 1	1326	32	32	0	-	-	-	-
Handy Township, Precinct 2	1888	33	33	0	-	-	-	-

LIVINGSTON COUNTY BOARD OF CANVASSERS
STATEMENT OF VOTES CAST REPORT
AUGUST 3, 2010, PRIMARY ELECTION
OFFICIAL RESULTS

	Dem 47th District State Representative				Dem 66th District State Representative			
	Reg. Voters	Total Votes	Garry Post (Dem)	Write-In Votes	Reg. Voters	Total Votes	James R. Delcamp (Dem)	Write-In Votes
Handy Township, Precinct 3	2119	54	54	0	-	-	-	-
Hartland Township, Precinct 1	2071	115	115	0	-	-	-	-
Hartland Township, Precinct 2	2331	111	111	0	-	-	-	-
Hartland Township, Precinct 3	2375	110	109	1	-	-	-	-
Hartland Township, Precinct 4	1741	71	70	1	-	-	-	-
Hartland Township, Precinct 5	1526	66	65	1	-	-	-	-
Howell Township, Precinct 1	1810	51	51	0	-	-	-	-
Howell Township, Precinct 2	1535	43	43	0	-	-	-	-
Howell Township, Precinct 3	1493	46	46	0	-	-	-	-
Iosco Township, Precinct 1	1147	25	24	1	-	-	-	-
Iosco Township, Precinct 2	1474	37	37	0	-	-	-	-
Marion Township, Precinct 1	-	-	-	-	1977	54	54	0
Marion Township, Precinct 2	-	-	-	-	1896	69	69	0
Marion Township, Precinct 3	-	-	-	-	1412	52	51	1
Marion Township, Precinct 4	-	-	-	-	1939	67	67	0
Oceola Township, Precinct 1	-	-	-	-	2359	77	77	0
Oceola Township, Precinct 2	-	-	-	-	2162	85	85	0
Oceola Township, Precinct 3	-	-	-	-	2134	51	51	0
Oceola Township, Precinct 4	-	-	-	-	1581	54	54	0
Putnam Township, Precinct 1	1348	56	56	0	-	-	-	-
Putnam Township, Precinct 2	1875	61	61	0	-	-	-	-
Putnam Township, Precinct 3	1594	59	59	0	-	-	-	-
Putnam Township, Precinct 4	1187	44	44	0	-	-	-	-
Tyrone Township, Precinct 1	1982	60	60	0	-	-	-	-
Tyrone Township, Precinct 2	2046	83	83	0	-	-	-	-
Tyrone Township, Precinct 3	2002	93	93	0	-	-	-	-
Tyrone Township, Precinct 4	1321	48	48	0	-	-	-	-
Unadilla Township, Precinct 1	2356	105	103	2	-	-	-	-
Total	68663	2598	2589	9	63006	2413	2406	7

LIVINGSTON COUNTY BOARD OF CANVASSERS
STATEMENT OF VOTES CAST REPORT
AUGUST 3, 2010, PRIMARY ELECTION
OFFICIAL RESULTS

	Rep 66th District State Representative				Rep 1st District County Commissioner				
	Reg. Voters	Total Votes	Bill Rogers (Rep)	Write-In Votes	Reg. Voters	Total Votes	Nancy A. Hill (Rep)	Maggie E. Jones (Rep)	Write-In Votes
Jurisdiction Wide									
Brighton City, Precinct 1	1636	201	198	3	-	-	-	-	-
Brighton City, Precinct 2	1390	177	176	1	-	-	-	-	-
Brighton City, Precinct 3	1575	309	307	2	-	-	-	-	-
Brighton City, Precinct 4	969	228	228	0	-	-	-	-	-
Howell City, Precinct 1	-	-	-	-	-	-	-	-	-
Howell City, Precinct 2	-	-	-	-	-	-	-	-	-
Howell City, Precinct 3	-	-	-	-	-	-	-	-	-
Brighton Charter Township, Precinct 1	1671	361	355	6	1671	333	152	179	2
Brighton Charter Township, Precinct 2	1413	222	218	4	1413	198	83	111	4
Brighton Charter Township, Precinct 3	1611	350	350	0	1611	348	213	131	4
Brighton Charter Township, Precinct 4	1367	279	278	1	1367	263	104	157	2
Brighton Charter Township, Precinct 5	996	144	141	3	-	-	-	-	-
Brighton Charter Township, Precinct 6	1797	415	414	1	1797	360	168	190	2
Brighton Charter Township, Precinct 7	1561	309	306	3	1561	259	114	144	1
Brighton Charter Township, Precinct 8	1173	274	268	6	1173	287	183	102	2
Brighton Charter Township, Precinct 9	2244	448	448	0	2244	431	194	237	0
Cohoctah Township, Precinct 1	-	-	-	-	-	-	-	-	-
Conway Township, Precinct 1	-	-	-	-	-	-	-	-	-
Deerfield Township, Precinct 1	-	-	-	-	-	-	-	-	-
Deerfield Township, Precinct 2	-	-	-	-	-	-	-	-	-
Genoa Charter Township, Precinct 1	1051	144	143	1	-	-	-	-	-
Genoa Charter Township, Precinct 2	892	103	102	1	-	-	-	-	-
Genoa Charter Township, Precinct 3	1677	306	302	4	-	-	-	-	-
Genoa Charter Township, Precinct 4	1309	242	239	3	-	-	-	-	-
Genoa Charter Township, Precinct 5	1580	380	378	2	-	-	-	-	-
Genoa Charter Township, Precinct 6	2040	572	571	1	-	-	-	-	-
Genoa Charter Township, Precinct 7	831	208	207	1	-	-	-	-	-
Genoa Charter Township, Precinct 8	1246	334	334	0	-	-	-	-	-
Genoa Charter Township, Precinct 9	2138	396	394	2	-	-	-	-	-
Genoa Charter Township, Precinct 10	1259	197	195	2	-	-	-	-	-
Genoa Charter Township, Precinct 11	641	94	94	0	-	-	-	-	-
Genoa Charter Township, Precinct 12	122	36	36	0	-	-	-	-	-
Green Oak Charter Township, Precinct 1	1471	200	199	1	-	-	-	-	-
Green Oak Charter Township, Precinct 2	1609	233	231	2	-	-	-	-	-
Green Oak Charter Township, Precinct 3	1761	221	221	0	-	-	-	-	-
Green Oak Charter Township, Precinct 4	1937	297	296	1	-	-	-	-	-
Green Oak Charter Township, Precinct 5	1355	244	243	1	-	-	-	-	-
Green Oak Charter Township, Precinct 6	1811	319	319	0	-	-	-	-	-
Green Oak Charter Township, Precinct 7	1020	94	93	1	-	-	-	-	-
Green Oak Charter Township, Precinct 8	1343	222	222	0	-	-	-	-	-
Green Oak Charter Township, Precinct 9	1050	195	195	0	-	-	-	-	-
Hamburg Township, Precinct 1	-	-	-	-	-	-	-	-	-
Hamburg Township, Precinct 2	-	-	-	-	-	-	-	-	-
Hamburg Township, Precinct 3	-	-	-	-	-	-	-	-	-
Hamburg Township, Precinct 4	-	-	-	-	-	-	-	-	-
Hamburg Township, Precinct 5	-	-	-	-	-	-	-	-	-
Hamburg Township, Precinct 6	-	-	-	-	-	-	-	-	-
Hamburg Township, Precinct 7	-	-	-	-	-	-	-	-	-
Hamburg Township, Precinct 8	-	-	-	-	-	-	-	-	-
Handy Township, Precinct 1	-	-	-	-	-	-	-	-	-
Handy Township, Precinct 2	-	-	-	-	-	-	-	-	-

LIVINGSTON COUNTY BOARD OF CANVASSERS
STATEMENT OF VOTES CAST REPORT
AUGUST 3, 2010, PRIMARY ELECTION
OFFICIAL RESULTS

	Rep 66th District State Representative				Rep 1st District County Commissioner				
	Reg. Voters	Total Votes	Bill Rogers (Rep)	Write-In Votes	Reg. Voters	Total Votes	Nancy A. Hill (Rep)	Maggie E. Jones (Rep)	Write-In Votes
Handy Township, Precinct 3	-	-	-	-	-	-	-	-	-
Hartland Township, Precinct 1	-	-	-	-	-	-	-	-	-
Hartland Township, Precinct 2	-	-	-	-	-	-	-	-	-
Hartland Township, Precinct 3	-	-	-	-	-	-	-	-	-
Hartland Township, Precinct 4	-	-	-	-	-	-	-	-	-
Hartland Township, Precinct 5	-	-	-	-	1526	314	163	149	2
Howell Township, Precinct 1	-	-	-	-	-	-	-	-	-
Howell Township, Precinct 2	-	-	-	-	-	-	-	-	-
Howell Township, Precinct 3	-	-	-	-	-	-	-	-	-
Iosco Township, Precinct 1	-	-	-	-	-	-	-	-	-
Iosco Township, Precinct 2	-	-	-	-	-	-	-	-	-
Marion Township, Precinct 1	1977	353	348	5	-	-	-	-	-
Marion Township, Precinct 2	1896	360	357	3	-	-	-	-	-
Marion Township, Precinct 3	1412	317	315	2	-	-	-	-	-
Marion Township, Precinct 4	1939	394	393	1	-	-	-	-	-
Oceola Township, Precinct 1	2359	431	431	0	-	-	-	-	-
Oceola Township, Precinct 2	2162	332	327	5	-	-	-	-	-
Oceola Township, Precinct 3	2134	357	355	2	-	-	-	-	-
Oceola Township, Precinct 4	1581	320	318	2	-	-	-	-	-
Putnam Township, Precinct 1	-	-	-	-	-	-	-	-	-
Putnam Township, Precinct 2	-	-	-	-	-	-	-	-	-
Putnam Township, Precinct 3	-	-	-	-	-	-	-	-	-
Putnam Township, Precinct 4	-	-	-	-	-	-	-	-	-
Tyrone Township, Precinct 1	-	-	-	-	-	-	-	-	-
Tyrone Township, Precinct 2	-	-	-	-	-	-	-	-	-
Tyrone Township, Precinct 3	-	-	-	-	-	-	-	-	-
Tyrone Township, Precinct 4	-	-	-	-	-	-	-	-	-
Unadilla Township, Precinct 1	-	-	-	-	-	-	-	-	-
Total	63006	11618	11545	73	14363	2793	1374	1400	19

LIVINGSTON COUNTY BOARD OF CANVASSERS
STATEMENT OF VOTES CAST REPORT
AUGUST 3, 2010, PRIMARY ELECTION
OFFICIAL RESULTS

	Dem 47th District State Representative				Dem 66th District State Representative			
	Reg. Voters	Total Votes	Garry Post (Dem)	Write-In Votes	Reg. Voters	Total Votes	James R. Delcamp (Dem)	Write-In Votes
Jurisdiction Wide								
Brighton City, Precinct 1	-	-	-	-	1636	88	88	0
Brighton City, Precinct 2	-	-	-	-	1390	67	67	0
Brighton City, Precinct 3	-	-	-	-	1575	87	87	0
Brighton City, Precinct 4	-	-	-	-	969	55	55	0
Howell City, Precinct 1	2154	77	77	0	-	-	-	-
Howell City, Precinct 2	2086	54	54	0	-	-	-	-
Howell City, Precinct 3	2304	70	70	0	-	-	-	-
Brighton Charter Township, Precinct 1	-	-	-	-	1671	77	77	0
Brighton Charter Township, Precinct 2	-	-	-	-	1413	38	38	0
Brighton Charter Township, Precinct 3	-	-	-	-	1611	74	74	0
Brighton Charter Township, Precinct 4	-	-	-	-	1367	35	35	0
Brighton Charter Township, Precinct 5	-	-	-	-	996	29	29	0
Brighton Charter Township, Precinct 6	-	-	-	-	1797	73	73	0
Brighton Charter Township, Precinct 7	-	-	-	-	1561	66	65	1
Brighton Charter Township, Precinct 8	-	-	-	-	1173	37	37	0
Brighton Charter Township, Precinct 9	-	-	-	-	2244	90	90	0
Cohoctah Township, Precinct 1	2425	77	76	1	-	-	-	-
Conway Township, Precinct 1	2406	63	63	0	-	-	-	-
Deerfield Township, Precinct 1	1464	48	48	0	-	-	-	-
Deerfield Township, Precinct 2	1621	57	57	0	-	-	-	-
Genoa Charter Township, Precinct 1	-	-	-	-	1051	28	28	0
Genoa Charter Township, Precinct 2	-	-	-	-	892	26	26	0
Genoa Charter Township, Precinct 3	-	-	-	-	1677	72	71	1
Genoa Charter Township, Precinct 4	-	-	-	-	1309	65	64	1
Genoa Charter Township, Precinct 5	-	-	-	-	1580	70	70	0
Genoa Charter Township, Precinct 6	-	-	-	-	2040	75	75	0
Genoa Charter Township, Precinct 7	-	-	-	-	831	40	40	0
Genoa Charter Township, Precinct 8	-	-	-	-	1246	53	53	0
Genoa Charter Township, Precinct 9	-	-	-	-	2138	75	74	1
Genoa Charter Township, Precinct 10	-	-	-	-	1259	51	50	1
Genoa Charter Township, Precinct 11	-	-	-	-	641	18	18	0
Genoa Charter Township, Precinct 12	-	-	-	-	122	6	6	0
Green Oak Charter Township, Precinct 1	-	-	-	-	1471	59	59	0
Green Oak Charter Township, Precinct 2	-	-	-	-	1609	64	63	1
Green Oak Charter Township, Precinct 3	-	-	-	-	1761	71	71	0
Green Oak Charter Township, Precinct 4	-	-	-	-	1937	72	72	0
Green Oak Charter Township, Precinct 5	-	-	-	-	1355	29	29	0
Green Oak Charter Township, Precinct 6	-	-	-	-	1811	94	94	0
Green Oak Charter Township, Precinct 7	-	-	-	-	1020	41	41	0
Green Oak Charter Township, Precinct 8	-	-	-	-	1343	47	47	0
Green Oak Charter Township, Precinct 9	-	-	-	-	1050	32	32	0
Hamburg Township, Precinct 1	2467	91	91	0	-	-	-	-
Hamburg Township, Precinct 2	1886	91	91	0	-	-	-	-
Hamburg Township, Precinct 3	2226	107	107	0	-	-	-	-
Hamburg Township, Precinct 4	1953	109	108	1	-	-	-	-
Hamburg Township, Precinct 5	1823	84	84	0	-	-	-	-
Hamburg Township, Precinct 6	2561	126	125	1	-	-	-	-
Hamburg Township, Precinct 7	1458	83	83	0	-	-	-	-
Hamburg Township, Precinct 8	1282	58	58	0	-	-	-	-
Handy Township, Precinct 1	1326	32	32	0	-	-	-	-
Handy Township, Precinct 2	1888	33	33	0	-	-	-	-

LIVINGSTON COUNTY BOARD OF CANVASSERS
STATEMENT OF VOTES CAST REPORT
AUGUST 3, 2010, PRIMARY ELECTION
OFFICIAL RESULTS

	Dem 47th District State Representative				Dem 66th District State Representative			
	Reg. Voters	Total Votes	Garry Post (Dem)	Write-In Votes	Reg. Voters	Total Votes	James R. Delcamp (Dem)	Write-In Votes
Handy Township, Precinct 3	2119	54	54	0	-	-	-	-
Hartland Township, Precinct 1	2071	115	115	0	-	-	-	-
Hartland Township, Precinct 2	2331	111	111	0	-	-	-	-
Hartland Township, Precinct 3	2375	110	109	1	-	-	-	-
Hartland Township, Precinct 4	1741	71	70	1	-	-	-	-
Hartland Township, Precinct 5	1526	66	65	1	-	-	-	-
Howell Township, Precinct 1	1810	51	51	0	-	-	-	-
Howell Township, Precinct 2	1535	43	43	0	-	-	-	-
Howell Township, Precinct 3	1493	46	46	0	-	-	-	-
Iosco Township, Precinct 1	1147	25	24	1	-	-	-	-
Iosco Township, Precinct 2	1474	37	37	0	-	-	-	-
Marion Township, Precinct 1	-	-	-	-	1977	54	54	0
Marion Township, Precinct 2	-	-	-	-	1896	69	69	0
Marion Township, Precinct 3	-	-	-	-	1412	52	51	1
Marion Township, Precinct 4	-	-	-	-	1939	67	67	0
Oceola Township, Precinct 1	-	-	-	-	2359	77	77	0
Oceola Township, Precinct 2	-	-	-	-	2162	85	85	0
Oceola Township, Precinct 3	-	-	-	-	2134	51	51	0
Oceola Township, Precinct 4	-	-	-	-	1581	54	54	0
Putnam Township, Precinct 1	1348	56	56	0	-	-	-	-
Putnam Township, Precinct 2	1875	61	61	0	-	-	-	-
Putnam Township, Precinct 3	1594	59	59	0	-	-	-	-
Putnam Township, Precinct 4	1187	44	44	0	-	-	-	-
Tyrone Township, Precinct 1	1982	60	60	0	-	-	-	-
Tyrone Township, Precinct 2	2046	83	83	0	-	-	-	-
Tyrone Township, Precinct 3	2002	93	93	0	-	-	-	-
Tyrone Township, Precinct 4	1321	48	48	0	-	-	-	-
Unadilla Township, Precinct 1	2356	105	103	2	-	-	-	-
Total	68663	2598	2589	9	63006	2413	2406	7

Election Summary Report
Luce County, MI
2010 Primary
Summary For Jurisdiction Wide, All Counters, All Races

Registered Voters 4328 - Cards Cast 1133 26.18% Num. Report Precinct 4 - Num. Reporting 4 100.00%

D D5 Commissioner	DEM Total	
Number of Precincts	2	
Precincts Reporting	2	100.0 %
Times Counted	316/1146	27.6 %
Total Votes	8	
Write-in Votes	8	100.00%

D Columbus Delegate	DEM Total	
Number of Precincts	1	
Precincts Reporting	1	100.0 %
Times Counted	52/166	31.3 %
Total Votes	1	
Write-in Votes	1	100.00%

D Lakefield Delegate	DEM Total	
Number of Precincts	1	
Precincts Reporting	1	100.0 %
Times Counted	264/980	26.9 %
Total Votes	3	
Write-in Votes	3	100.00%

D McMillan Delegate	DEM Total	
Number of Precincts	1	
Precincts Reporting	1	100.0 %
Times Counted	483/2018	23.9 %
Total Votes	7	
Write-in Votes	7	100.00%

D Pentland Delegate	DEM Total	
Number of Precincts	1	
Precincts Reporting	1	100.0 %
Times Counted	334/1164	28.7 %
Total Votes	72	
Jill Maki DEM	72	100.00%
Write-in Votes	0	0.00%

County Library Prop	Total	
Number of Precincts	4	
Precincts Reporting	4	100.0 %
Times Counted	1133/4328	26.2 %
Total Votes	1081	
YES	826	76.41%
NO	255	23.59%

Election Summary Report
Luce County, MI
2010 Primary
Summary For Jurisdiction Wide, All Counters, All Races

Date:08/03/10
Time:20:24:32
Page:3 of 5

Registered Voters 4328 - Cards Cast 1133 26.18% Num. Report Precinct 4 - Num. Reporting 4 100.00%

R Lakefield Delegate		REP Total	
Number of Precincts		1	
Precincts Reporting		1	100.0 %
Times Counted		264/980	26.9 %
Total Votes		11	
Write-in Votes		11	100.00%

R McMillan Delegate		REP Total	
Number of Precincts		1	
Precincts Reporting		1	100.0 %
Times Counted		483/2018	23.9 %
Total Votes		477	
Delain Timm	REP	183	38.36%
Carol Waltman	REP	148	31.03%
John Waltman	REP	145	30.40%
Write-in Votes		1	0.21%

R Pentland Delegate		REP Total	
Number of Precincts		1	
Precincts Reporting		1	100.0 %
Times Counted		334/1164	28.7 %
Total Votes		15	
Write-in Votes		15	100.00%

D Governor		DEM Total	
Number of Precincts		4	
Precincts Reporting		4	100.0 %
Times Counted		1133/4328	26.2 %
Total Votes		237	
Virg Bernero	DEM	142	59.92%
Andy Dillon	DEM	94	39.66%
Write-in Votes		1	0.42%

D D1 Congress		DEM Total	
Number of Precincts		4	
Precincts Reporting		4	100.0 %
Times Counted		1133/4328	26.2 %
Total Votes		227	
Gary McDowell	DEM	227	100.00%
Write-in Votes		0	0.00%

Election Summary Report
Luce County, MI
2010 Primary
Summary For Jurisdiction Wide, All Counters, All Races

Date:08/03/10
Time:20:24:32
Page:1 of 5

Registered Voters 4328 - Cards Cast 1133 26.18% Num. Report Precinct 4 - Num. Reporting 4 100.00%

R Governor		REP Total	
Number of Precincts		4	
Precincts Reporting		4	100.0 %
Times Counted		1133/4328	26.2 %
Total Votes		802	
Mike Bouchard	REP	78	9.73%
Mike Cox	REP	218	27.18%
Tom George	REP	14	1.75%
Pete Hoekstra	REP	194	24.19%
Rick Snyder	REP	297	37.03%
Write-in Votes		1	0.12%

R D1 Congress		REP Total	
Number of Precincts		4	
Precincts Reporting		4	100.0 %
Times Counted		1133/4328	26.2 %
Total Votes		776	
Jason Allen	REP	219	28.22%
Dan Benishek	REP	337	43.43%
Patrick Donlon	REP	17	2.19%
Linda Goldthorpe	REP	157	20.23%
Don Hooper	REP	28	3.61%
Tom Stillings	REP	17	2.19%
Write-in Votes		1	0.13%

R D38 Senator		REP Total	
Number of Precincts		4	
Precincts Reporting		4	100.0 %
Times Counted		1133/4328	26.2 %
Total Votes		730	
Tom Casperson	REP	564	77.26%
Jeff Paulin	REP	164	22.47%
Write-in Votes		2	0.27%

R D109 Representative		REP Total	
Number of Precincts		4	
Precincts Reporting		4	100.0 %
Times Counted		1133/4328	26.2 %
Total Votes		547	
John Brock	REP	543	99.27%
Write-in Votes		4	0.73%

Election Summary Report
Luce County, MI
2010 Primary
Summary For Columbus Township, Precinct 1, All Counters, All Races

Registered Voters 166 - Cards Cast 52 31.33% Num. Report Precinct 1 - Num. Reporting 1 100.00%

R Governor		REP Total	
Number of Precincts		1	
Precincts Reporting		1	100.0 %
Times Counted		52/166	31.3 %
Total Votes		39	
Mike Bouchard	REP	4	10.26%
Mike Cox	REP	13	33.33%
Tom George	REP	0	0.00%
Pete Hoekstra	REP	6	15.38%
Rick Snyder	REP	16	41.03%
Write-in Votes		0	0.00%

R D1 Congress		REP Total	
Number of Precincts		1	
Precincts Reporting		1	100.0 %
Times Counted		52/166	31.3 %
Total Votes		36	
Jason Allen	REP	10	27.78%
Dan Benishek	REP	11	30.56%
Patrick Donlon	REP	4	11.11%
Linda Goldthorpe	REP	7	19.44%
Don Hooper	REP	2	5.56%
Tom Stillings	REP	2	5.56%
Write-in Votes		0	0.00%

R D38 Senator		REP Total	
Number of Precincts		1	
Precincts Reporting		1	100.0 %
Times Counted		52/166	31.3 %
Total Votes		31	
Tom Casperson	REP	21	67.74%
Jeff Paulin	REP	9	29.03%
Write-in Votes		1	3.23%

R D109 Representative		REP Total	
Number of Precincts		1	
Precincts Reporting		1	100.0 %
Times Counted		52/166	31.3 %
Total Votes		22	
John Brock	REP	22	100.00%
Write-in Votes		0	0.00%

Election Summary Report
Luce County, MI
2010 Primary
Summary For Columbus Township, Precinct 1, All Counters, All Races

Registered Voters 166 - Cards Cast 52 31.33% Num. Report Precinct 1 - Num. Reporting 1 100.00%

R D5 Commissioner		REP	
		Total	
Number of Precincts		1	
Precincts Reporting		1	100.0 %
Times Counted		52/166	31.3 %
Total Votes		32	
Phyllis M. French	REP	31	96.88%
Write-in Votes		1	3.13%

R Columbus Delegate		REP	
		Total	
Number of Precincts		1	
Precincts Reporting		1	100.0 %
Times Counted		52/166	31.3 %
Total Votes		0	
Write-in Votes		0	N/A

D Governor		DEM	
		Total	
Number of Precincts		1	
Precincts Reporting		1	100.0 %
Times Counted		52/166	31.3 %
Total Votes		11	
Virg Bernero	DEM	8	72.73%
Andy Dillon	DEM	3	27.27%
Write-in Votes		0	0.00%

D D1 Congress		DEM	
		Total	
Number of Precincts		1	
Precincts Reporting		1	100.0 %
Times Counted		52/166	31.3 %
Total Votes		12	
Gary McDowell	DEM	12	100.00%
Write-in Votes		0	0.00%

D D38 Senator		DEM	
		Total	
Number of Precincts		1	
Precincts Reporting		1	100.0 %
Times Counted		52/166	31.3 %
Total Votes		9	
Michael A. Lahti	DEM	9	100.00%
Write-in Votes		0	0.00%

D D109 Representative		DEM	
		Total	
Number of Precincts		1	
Precincts Reporting		1	100.0 %
Times Counted		52/166	31.3 %
Total Votes		10	
Steven W. Lindberg	DEM	10	100.00%
Write-in Votes		0	0.00%

Election Summary Report
Luce County, MI
2010 Primary
Summary For Columbus Township, Precinct 1, All Counters, All Races

Registered Voters 166 - Cards Cast 52 31.33% Num. Report Precinct 1 - Num. Reporting 1 100.00%

D D5 Commissioner	DEM Total	
Number of Precincts	1	
Precincts Reporting	1	100.0 %
Times Counted	52/166	31.3 %
Total Votes	2	
Write-in Votes	2	100.00%

D Columbus Delegate	DEM Total	
Number of Precincts	1	
Precincts Reporting	1	100.0 %
Times Counted	52/166	31.3 %
Total Votes	1	
Write-in Votes	1	100.00%

County Library Prop	Total	
Number of Precincts	1	
Precincts Reporting	1	100.0 %
Times Counted	52/166	31.3 %
Total Votes	49	
YES	27	55.10%
NO	22	44.90%

Election Summary Report
Luce County, MI
2010 Primary
Summary For Lakefield Township, Precinct 1, All Counters, All Races

Registered Voters 980 - Cards Cast 264 26.94% Num. Report Precinct 1 - Num. Reporting 1 100.00%

R Governor		REP Total	
Number of Precincts		1	
Precincts Reporting		1	100.0 %
Times Counted		264/980	26.9 %
Total Votes		206	
Mike Bouchard	REP	26	12.62%
Mike Cox	REP	56	27.18%
Tom George	REP	4	1.94%
Pete Hoekstra	REP	52	25.24%
Rick Snyder	REP	67	32.52%
Write-in Votes		1	0.49%

R D1 Congress		REP Total	
Number of Precincts		1	
Precincts Reporting		1	100.0 %
Times Counted		264/980	26.9 %
Total Votes		210	
Jason Allen	REP	60	28.57%
Dan Benishek	REP	80	38.10%
Patrick Donlon	REP	5	2.38%
Linda Goldthorpe	REP	52	24.76%
Don Hooper	REP	9	4.29%
Tom Stillings	REP	4	1.90%
Write-in Votes		0	0.00%

R D38 Senator		REP Total	
Number of Precincts		1	
Precincts Reporting		1	100.0 %
Times Counted		264/980	26.9 %
Total Votes		198	
Tom Casperson	REP	153	77.27%
Jeff Paulin	REP	45	22.73%
Write-in Votes		0	0.00%

R D109 Representative		REP Total	
Number of Precincts		1	
Precincts Reporting		1	100.0 %
Times Counted		264/980	26.9 %
Total Votes		156	
John Brock	REP	156	100.00%
Write-in Votes		0	0.00%

Election Summary Report
Luce County, MI
2010 Primary
Summary For Lakefield Township, Precinct 1, All Counters, All Races

Registered Voters 980 - Cards Cast 264 26.94% Num. Report Precinct 1 - Num. Reporting 1 100.00%

R D5 Commissioner		REP Total	
Number of Precincts		1	
Precincts Reporting		1	100.0 %
Times Counted		264/980	26.9 %
Total Votes		156	
Phyllis M. French	REP	151	96.79%
Write-in Votes		5	3.21%

R Lakefield Delegate	REP Total	
Number of Precincts	1	
Precincts Reporting	1	100.0 %
Times Counted	264/980	26.9 %
Total Votes	11	
Write-in Votes	11	100.00%

D Governor		DEM Total	
Number of Precincts		1	
Precincts Reporting		1	100.0 %
Times Counted		264/980	26.9 %
Total Votes		45	
Virg Bernero	DEM	21	46.67%
Andy Dillon	DEM	24	53.33%
Write-in Votes		0	0.00%

D D1 Congress		DEM Total	
Number of Precincts		1	
Precincts Reporting		1	100.0 %
Times Counted		264/980	26.9 %
Total Votes		42	
Gary McDowell	DEM	42	100.00%
Write-in Votes		0	0.00%

D D38 Senator		DEM Total	
Number of Precincts		1	
Precincts Reporting		1	100.0 %
Times Counted		264/980	26.9 %
Total Votes		38	
Michael A. Lahti	DEM	38	100.00%
Write-in Votes		0	0.00%

D D109 Representative		DEM Total	
Number of Precincts		1	
Precincts Reporting		1	100.0 %
Times Counted		264/980	26.9 %
Total Votes		38	
Steven W. Lindberg	DEM	38	100.00%
Write-in Votes		0	0.00%

Election Summary Report
Luce County, MI
2010 Primary
Summary For Lakefield Township, Precinct 1, All Counters, All Races

Registered Voters 980 - Cards Cast 264 26.94% Num. Report Precinct 1 - Num. Reporting 1 100.00%

D D5 Commissioner	DEM Total	
Number of Precincts	1	
Precincts Reporting	1	100.0 %
Times Counted	264/980	26.9 %
Total Votes	6	
Write-in Votes	6	100.00%

D Lakefield Delegate	DEM Total	
Number of Precincts	1	
Precincts Reporting	1	100.0 %
Times Counted	264/980	26.9 %
Total Votes	3	
Write-in Votes	3	100.00%

County Library Prop	Total	
Number of Precincts	1	
Precincts Reporting	1	100.0 %
Times Counted	264/980	26.9 %
Total Votes	242	
YES	162	66.94%
NO	80	33.06%

Election Summary Report
Luce County, MI
2010 Primary
Summary For McMillan Township, Precinct 1, All Counters, All Races

Registered Voters 2018 - Cards Cast 483 23.93% Num. Report Precinct 1 - Num. Reporting 1 100.00%

R Governor		REP Total	
Number of Precincts		1	
Precincts Reporting		1	100.0 %
Times Counted		483/2018	23.9 %
Total Votes		340	
Mike Bouchard	REP	32	9.41%
Mike Cox	REP	85	25.00%
Tom George	REP	5	1.47%
Pete Hoekstra	REP	87	25.59%
Rick Snyder	REP	131	38.53%
Write-in Votes		0	0.00%

R D1 Congress		REP Total	
Number of Precincts		1	
Precincts Reporting		1	100.0 %
Times Counted		483/2018	23.9 %
Total Votes		325	
Jason Allen	REP	96	29.54%
Dan Benishek	REP	144	44.31%
Patrick Donlon	REP	4	1.23%
Linda Goldthorpe	REP	62	19.08%
Don Hooper	REP	12	3.69%
Tom Stillings	REP	6	1.85%
Write-in Votes		1	0.31%

R D38 Senator		REP Total	
Number of Precincts		1	
Precincts Reporting		1	100.0 %
Times Counted		483/2018	23.9 %
Total Votes		303	
Tom Casperson	REP	242	79.87%
Jeff Paulin	REP	61	20.13%
Write-in Votes		0	0.00%

R D109 Representative		REP Total	
Number of Precincts		1	
Precincts Reporting		1	100.0 %
Times Counted		483/2018	23.9 %
Total Votes		221	
John Brock	REP	219	99.10%
Write-in Votes		2	0.90%

Election Summary Report
Luce County, MI
2010 Primary
Summary For McMillan Township, Precinct 1, All Counters, All Races

Registered Voters 2018 - Cards Cast 483 23.93% Num. Report Precinct 1 - Num. Reporting 1 100.00%

R D1 Commissioner		REP Total	
Number of Precincts		1	
Precincts Reporting		1	100.0 %
Times Counted		144/770	18.7 %
Total Votes		83	
Nancy J. Morrison	REP	82	98.80%
Write-in Votes		1	1.20%

R D2 Commissioner		REP Total	
Number of Precincts		1	
Precincts Reporting		1	100.0 %
Times Counted		218/806	27.0 %
Total Votes		36	
Write-in Votes		36	100.00%

R D3 Commissioner		REP Total	
Number of Precincts		1	
Precincts Reporting		1	100.0 %
Times Counted		121/442	27.4 %
Total Votes		94	
Rita Lemanek	REP	76	80.85%
Write-in Votes		18	19.15%

R McMillan Delegate		REP Total	
Number of Precincts		1	
Precincts Reporting		1	100.0 %
Times Counted		483/2018	23.9 %
Total Votes		477	
Delain Timm	REP	183	38.36%
Carol Waltman	REP	148	31.03%
John Waltman	REP	145	30.40%
Write-in Votes		1	0.21%

D Governor		DEM Total	
Number of Precincts		1	
Precincts Reporting		1	100.0 %
Times Counted		483/2018	23.9 %
Total Votes		97	
Virg Bernero	DEM	67	69.07%
Andy Dillon	DEM	30	30.93%
Write-in Votes		0	0.00%

Election Summary Report
Luce County, MI
2010 Primary
Summary For McMillan Township, Precinct 1, All Counters, All Races

Registered Voters 2018 - Cards Cast 483 23.93% Num. Report Precinct 1 - Num. Reporting 1 100.00%

D D1 Congress		DEM Total	
Number of Precincts		1	
Precincts Reporting		1	100.0 %
Times Counted		483/2018	23.9 %
Total Votes		93	
Gary McDowell	DEM	93	100.00%
Write-in Votes		0	0.00%

D D38 Senator		DEM Total	
Number of Precincts		1	
Precincts Reporting		1	100.0 %
Times Counted		483/2018	23.9 %
Total Votes		89	
Michael A. Lahti	DEM	89	100.00%
Write-in Votes		0	0.00%

D D109 Representative		DEM Total	
Number of Precincts		1	
Precincts Reporting		1	100.0 %
Times Counted		483/2018	23.9 %
Total Votes		90	
Steven W. Lindberg	DEM	90	100.00%
Write-in Votes		0	0.00%

D D1 Commissioner	DEM Total	
Number of Precincts	1	
Precincts Reporting	1	100.0 %
Times Counted	144/770	18.7 %
Total Votes	6	
Write-in Votes	6	100.00%

D D2 Commissioner	DEM Total	
Number of Precincts	1	
Precincts Reporting	1	100.0 %
Times Counted	218/806	27.0 %
Total Votes	8	
Write-in Votes	8	100.00%

D D3 Commissioner	DEM Total	
Number of Precincts	1	
Precincts Reporting	1	100.0 %
Times Counted	121/442	27.4 %
Total Votes	3	
Write-in Votes	3	100.00%

Election Summary Report
Luce County, MI
2010 Primary
Summary For McMillan Township, Precinct 1, All Counters, All Races

Registered Voters 2018 - Cards Cast 483 23.93% Num. Report Precinct 1 - Num. Reporting 1 100.00%

D McMillan Delegate	DEM Total	
Number of Precincts	1	
Precincts Reporting	1	100.0 %
Times Counted	483/2018	23.9 %
Total Votes	7	
Write-in Votes	7	100.00%

County Library Prop	Total	
Number of Precincts	1	
Precincts Reporting	1	100.0 %
Times Counted	483/2018	23.9 %
Total Votes	465	
YES	371	79.78%
NO	94	20.22%

Election Summary Report
Luce County, MI
2010 Primary
Summary For Jurisdiction Wide, All Counters, All Races

Date:08/03/10
Time:20:24:32
Page:5 of 5

Registered Voters 4328 - Cards Cast 1133 26.18% Num. Report Precinct 4 - Num. Reporting 4 100.00%

D D5 Commissioner		DEM Total	
Number of Precincts		2	
Precincts Reporting		2	100.0 %
Times Counted		316/1146	27.6 %
Total Votes		8	
Write-in Votes		8	100.00%

D Columbus Delegate		DEM Total	
Number of Precincts		1	
Precincts Reporting		1	100.0 %
Times Counted		52/166	31.3 %
Total Votes		1	
Write-in Votes		1	100.00%

D Lakefield Delegate		DEM Total	
Number of Precincts		1	
Precincts Reporting		1	100.0 %
Times Counted		264/980	26.9 %
Total Votes		3	
Write-in Votes		3	100.00%

D McMillan Delegate		DEM Total	
Number of Precincts		1	
Precincts Reporting		1	100.0 %
Times Counted		483/2018	23.9 %
Total Votes		7	
Write-in Votes		7	100.00%

D Pentland Delegate		DEM Total	
Number of Precincts		1	
Precincts Reporting		1	100.0 %
Times Counted		334/1164	28.7 %
Total Votes		72	
Jill Maki	DEM	72	100.00%
Write-in Votes		0	0.00%

County Library Prop		Total	
Number of Precincts		4	
Precincts Reporting		4	100.0 %
Times Counted		1133/4328	26.2 %
Total Votes		1081	
YES		826	76.41%
NO		255	23.59%

Election Summary Report
Luce County, MI
2010 Primary
Summary For Jurisdiction Wide, All Counters, All Races

Registered Voters 4328 - Cards Cast 1133 26.18% Num. Report Precinct 4 - Num. Reporting 4 100.00%

R Lakefield Delegate		REP Total	
Number of Precincts		1	
Precincts Reporting		1	100.0 %
Times Counted		264/980	26.9 %
Total Votes		11	
Write-in Votes		11	100.00%

R McMillan Delegate		REP Total	
Number of Precincts		1	
Precincts Reporting		1	100.0 %
Times Counted		483/2018	23.9 %
Total Votes		477	
Delain Timm	REP	183	38.36%
Carol Waltman	REP	148	31.03%
John Waltman	REP	145	30.40%
Write-in Votes		1	0.21%

R Pentland Delegate		REP Total	
Number of Precincts		1	
Precincts Reporting		1	100.0 %
Times Counted		334/1164	28.7 %
Total Votes		15	
Write-in Votes		15	100.00%

D Governor		DEM Total	
Number of Precincts		4	
Precincts Reporting		4	100.0 %
Times Counted		1133/4328	26.2 %
Total Votes		237	
Virg Bernero	DEM	142	59.92%
Andy Dillon	DEM	94	39.66%
Write-in Votes		1	0.42%

D D1 Congress		DEM Total	
Number of Precincts		4	
Precincts Reporting		4	100.0 %
Times Counted		1133/4328	26.2 %
Total Votes		227	
Gary McDowell	DEM	227	100.00%
Write-in Votes		0	0.00%

Election Summary Report
Luce County, MI
2010 Primary
Summary For Jurisdiction Wide, All Counters, All Races

Registered Voters 4328 - Cards Cast 1133 26.18% Num. Report Precinct 4 - Num. Reporting 4 100.00%

R Governor		REP Total	
Number of Precincts		4	
Precincts Reporting		4	100.0 %
Times Counted		1133/4328	26.2 %
Total Votes		802	
Mike Bouchard	REP	78	9.73%
Mike Cox	REP	218	27.18%
Tom George	REP	14	1.75%
Pete Hoekstra	REP	194	24.19%
Rick Snyder	REP	297	37.03%
Write-in Votes		1	0.12%

R D1 Congress		REP Total	
Number of Precincts		4	
Precincts Reporting		4	100.0 %
Times Counted		1133/4328	26.2 %
Total Votes		776	
Jason Allen	REP	219	28.22%
Dan Benishek	REP	337	43.43%
Patrick Donlon	REP	17	2.19%
Linda Goldthorpe	REP	157	20.23%
Don Hooper	REP	28	3.61%
Tom Stillings	REP	17	2.19%
Write-in Votes		1	0.13%

R D38 Senator		REP Total	
Number of Precincts		4	
Precincts Reporting		4	100.0 %
Times Counted		1133/4328	26.2 %
Total Votes		730	
Tom Casperson	REP	564	77.26%
Jeff Paulin	REP	164	22.47%
Write-in Votes		2	0.27%

R D109 Representative		REP Total	
Number of Precincts		4	
Precincts Reporting		4	100.0 %
Times Counted		1133/4328	26.2 %
Total Votes		547	
John Brock	REP	543	99.27%
Write-in Votes		4	0.73%

Election Summary Report
Luce County, MI
2010 Primary
Summary For Columbus Township, Precinct 1, All Counters, All Races

Registered Voters 166 - Cards Cast 52 31.33% Num. Report Precinct 1 - Num. Reporting 1 100.00%

R Governor		REP Total	
Number of Precincts		1	
Precincts Reporting		1	100.0 %
Times Counted		52/166	31.3 %
Total Votes		39	
Mike Bouchard	REP	4	10.26%
Mike Cox	REP	13	33.33%
Tom George	REP	0	0.00%
Pete Hoekstra	REP	6	15.38%
Rick Snyder	REP	16	41.03%
Write-in Votes		0	0.00%

R D1 Congress		REP Total	
Number of Precincts		1	
Precincts Reporting		1	100.0 %
Times Counted		52/166	31.3 %
Total Votes		36	
Jason Allen	REP	10	27.78%
Dan Benishek	REP	11	30.56%
Patrick Donlon	REP	4	11.11%
Linda Goldthorpe	REP	7	19.44%
Don Hooper	REP	2	5.56%
Tom Stillings	REP	2	5.56%
Write-in Votes		0	0.00%

R D38 Senator		REP Total	
Number of Precincts		1	
Precincts Reporting		1	100.0 %
Times Counted		52/166	31.3 %
Total Votes		31	
Tom Casperson	REP	21	67.74%
Jeff Paulin	REP	9	29.03%
Write-in Votes		1	3.23%

R D109 Representative		REP Total	
Number of Precincts		1	
Precincts Reporting		1	100.0 %
Times Counted		52/166	31.3 %
Total Votes		22	
John Brock	REP	22	100.00%
Write-in Votes		0	0.00%

Election Summary Report
Luce County, MI
2010 Primary
Summary For Columbus Township, Precinct 1, All Counters, All Races

Registered Voters 166 - Cards Cast 52 31.33% Num. Report Precinct 1 - Num. Reporting 1 100.00%

R D5 Commissioner		REP	
		Total	
Number of Precincts		1	
Precincts Reporting		1	100.0 %
Times Counted		52/166	31.3 %
Total Votes		32	
Phyllis M. French	REP	31	96.88%
Write-in Votes		1	3.13%

R Columbus Delegate		REP	
		Total	
Number of Precincts		1	
Precincts Reporting		1	100.0 %
Times Counted		52/166	31.3 %
Total Votes		0	
Write-in Votes		0	N/A

D Governor		DEM	
		Total	
Number of Precincts		1	
Precincts Reporting		1	100.0 %
Times Counted		52/166	31.3 %
Total Votes		11	
Virg Bernero	DEM	8	72.73%
Andy Dillon	DEM	3	27.27%
Write-in Votes		0	0.00%

D D1 Congress		DEM	
		Total	
Number of Precincts		1	
Precincts Reporting		1	100.0 %
Times Counted		52/166	31.3 %
Total Votes		12	
Gary McDowell	DEM	12	100.00%
Write-in Votes		0	0.00%

D D38 Senator		DEM	
		Total	
Number of Precincts		1	
Precincts Reporting		1	100.0 %
Times Counted		52/166	31.3 %
Total Votes		9	
Michael A. Lahti	DEM	9	100.00%
Write-in Votes		0	0.00%

D D109 Representative		DEM	
		Total	
Number of Precincts		1	
Precincts Reporting		1	100.0 %
Times Counted		52/166	31.3 %
Total Votes		10	
Steven W. Lindberg	DEM	10	100.00%
Write-in Votes		0	0.00%

Election Summary Report
Luce County, MI
2010 Primary
Summary For Columbus Township, Precinct 1, All Counters, All Races

Registered Voters 166 - Cards Cast 52 31.33% Num. Report Precinct 1 - Num. Reporting 1 100.00%

D D5 Commissioner	DEM Total	
Number of Precincts	1	
Precincts Reporting	1	100.0 %
Times Counted	52/166	31.3 %
Total Votes	2	
Write-in Votes	2	100.00%

D Columbus Delegate	DEM Total	
Number of Precincts	1	
Precincts Reporting	1	100.0 %
Times Counted	52/166	31.3 %
Total Votes	1	
Write-in Votes	1	100.00%

County Library Prop	Total	
Number of Precincts	1	
Precincts Reporting	1	100.0 %
Times Counted	52/166	31.3 %
Total Votes	49	
YES	27	55.10%
NO	22	44.90%

Election Summary Report
Luce County, MI
2010 Primary
Summary For Lakefield Township, Precinct 1, All Counters, All Races

Registered Voters 980 - Cards Cast 264 26.94% Num. Report Precinct 1 - Num. Reporting 1 100.00%

R Governor		REP Total	
Number of Precincts		1	
Precincts Reporting		1	100.0 %
Times Counted		264/980	26.9 %
Total Votes		206	
Mike Bouchard	REP	26	12.62%
Mike Cox	REP	56	27.18%
Tom George	REP	4	1.94%
Pete Hoekstra	REP	52	25.24%
Rick Snyder	REP	67	32.52%
Write-in Votes		1	0.49%

R D1 Congress		REP Total	
Number of Precincts		1	
Precincts Reporting		1	100.0 %
Times Counted		264/980	26.9 %
Total Votes		210	
Jason Allen	REP	60	28.57%
Dan Benishek	REP	80	38.10%
Patrick Donlon	REP	5	2.38%
Linda Goldthorpe	REP	52	24.76%
Don Hooper	REP	9	4.29%
Tom Stillings	REP	4	1.90%
Write-in Votes		0	0.00%

R D38 Senator		REP Total	
Number of Precincts		1	
Precincts Reporting		1	100.0 %
Times Counted		264/980	26.9 %
Total Votes		198	
Tom Casperson	REP	153	77.27%
Jeff Paulin	REP	45	22.73%
Write-in Votes		0	0.00%

R D109 Representative		REP Total	
Number of Precincts		1	
Precincts Reporting		1	100.0 %
Times Counted		264/980	26.9 %
Total Votes		156	
John Brock	REP	156	100.00%
Write-in Votes		0	0.00%

Election Summary Report
Luce County, MI
2010 Primary
Summary For Lakefield Township, Precinct 1, All Counters, All Races

Registered Voters 980 - Cards Cast 264 26.94% Num. Report Precinct 1 - Num. Reporting 1 100.00%

R D5 Commissioner		REP Total	
Number of Precincts		1	
Precincts Reporting		1	100.0 %
Times Counted		264/980	26.9 %
Total Votes		156	
Phyllis M. French	REP	151	96.79%
Write-in Votes		5	3.21%

R Lakefield Delegate		REP Total	
Number of Precincts		1	
Precincts Reporting		1	100.0 %
Times Counted		264/980	26.9 %
Total Votes		11	
Write-in Votes		11	100.00%

D Governor		DEM Total	
Number of Precincts		1	
Precincts Reporting		1	100.0 %
Times Counted		264/980	26.9 %
Total Votes		45	
Virg Bernero	DEM	21	46.67%
Andy Dillon	DEM	24	53.33%
Write-in Votes		0	0.00%

D D1 Congress		DEM Total	
Number of Precincts		1	
Precincts Reporting		1	100.0 %
Times Counted		264/980	26.9 %
Total Votes		42	
Gary McDowell	DEM	42	100.00%
Write-in Votes		0	0.00%

D D38 Senator		DEM Total	
Number of Precincts		1	
Precincts Reporting		1	100.0 %
Times Counted		264/980	26.9 %
Total Votes		38	
Michael A. Lahti	DEM	38	100.00%
Write-in Votes		0	0.00%

D D109 Representative		DEM Total	
Number of Precincts		1	
Precincts Reporting		1	100.0 %
Times Counted		264/980	26.9 %
Total Votes		38	
Steven W. Lindberg	DEM	38	100.00%
Write-in Votes		0	0.00%

Election Summary Report
Luce County, MI
2010 Primary
Summary For Lakefield Township, Precinct 1, All Counters, All Races

Registered Voters 980 - Cards Cast 264 26.94% Num. Report Precinct 1 - Num. Reporting 1 100.00%

D D5 Commissioner	DEM Total	
Number of Precincts	1	
Precincts Reporting	1	100.0 %
Times Counted	264/980	26.9 %
Total Votes	6	
Write-in Votes	6	100.00%

D Lakefield Delegate	DEM Total	
Number of Precincts	1	
Precincts Reporting	1	100.0 %
Times Counted	264/980	26.9 %
Total Votes	3	
Write-in Votes	3	100.00%

County Library Prop	Total	
Number of Precincts	1	
Precincts Reporting	1	100.0 %
Times Counted	264/980	26.9 %
Total Votes	242	
YES	162	66.94%
NO	80	33.06%

Election Summary Report
Luce County, MI
2010 Primary
Summary For McMillan Township, Precinct 1, All Counters, All Races

Registered Voters 2018 - Cards Cast 483 23.93% Num. Report Precinct 1 - Num. Reporting 1 100.00%

R Governor		REP Total	
Number of Precincts		1	
Precincts Reporting		1	100.0 %
Times Counted		483/2018	23.9 %
Total Votes		340	
Mike Bouchard	REP	32	9.41%
Mike Cox	REP	85	25.00%
Tom George	REP	5	1.47%
Pete Hoekstra	REP	87	25.59%
Rick Snyder	REP	131	38.53%
Write-in Votes		0	0.00%

R D1 Congress		REP Total	
Number of Precincts		1	
Precincts Reporting		1	100.0 %
Times Counted		483/2018	23.9 %
Total Votes		325	
Jason Allen	REP	96	29.54%
Dan Benishek	REP	144	44.31%
Patrick Donlon	REP	4	1.23%
Linda Goldthorpe	REP	62	19.08%
Don Hooper	REP	12	3.69%
Tom Stillings	REP	6	1.85%
Write-in Votes		1	0.31%

R D38 Senator		REP Total	
Number of Precincts		1	
Precincts Reporting		1	100.0 %
Times Counted		483/2018	23.9 %
Total Votes		303	
Tom Casperson	REP	242	79.87%
Jeff Paulin	REP	61	20.13%
Write-in Votes		0	0.00%

R D109 Representative		REP Total	
Number of Precincts		1	
Precincts Reporting		1	100.0 %
Times Counted		483/2018	23.9 %
Total Votes		221	
John Brock	REP	219	99.10%
Write-in Votes		2	0.90%

Election Summary Report
Luce County, MI
2010 Primary
Summary For McMillan Township, Precinct 1, All Counters, All Races

Registered Voters 2018 - Cards Cast 483 23.93% Num. Report Precinct 1 - Num. Reporting 1 100.00%

R D1 Commissioner		REP Total	
Number of Precincts		1	
Precincts Reporting		1	100.0 %
Times Counted		144/770	18.7 %
Total Votes		83	
Nancy J. Morrison	REP	82	98.80%
Write-in Votes		1	1.20%

R D2 Commissioner		REP Total	
Number of Precincts		1	
Precincts Reporting		1	100.0 %
Times Counted		218/806	27.0 %
Total Votes		36	
Write-in Votes		36	100.00%

R D3 Commissioner		REP Total	
Number of Precincts		1	
Precincts Reporting		1	100.0 %
Times Counted		121/442	27.4 %
Total Votes		94	
Rita Lemanek	REP	76	80.85%
Write-in Votes		18	19.15%

R McMillan Delegate		REP Total	
Number of Precincts		1	
Precincts Reporting		1	100.0 %
Times Counted		483/2018	23.9 %
Total Votes		477	
Delain Timm	REP	183	38.36%
Carol Waltman	REP	148	31.03%
John Waltman	REP	145	30.40%
Write-in Votes		1	0.21%

D Governor		DEM Total	
Number of Precincts		1	
Precincts Reporting		1	100.0 %
Times Counted		483/2018	23.9 %
Total Votes		97	
Virg Bernero	DEM	67	69.07%
Andy Dillon	DEM	30	30.93%
Write-in Votes		0	0.00%

Election Summary Report
Luce County, MI
2010 Primary
Summary For McMillan Township, Precinct 1, All Counters, All Races

Registered Voters 2018 - Cards Cast 483 23.93% Num. Report Precinct 1 - Num. Reporting 1 100.00%

D D1 Congress		DEM Total	
Number of Precincts		1	
Precincts Reporting		1	100.0 %
Times Counted		483/2018	23.9 %
Total Votes		93	
Gary McDowell	DEM	93	100.00%
Write-in Votes		0	0.00%

D D38 Senator		DEM Total	
Number of Precincts		1	
Precincts Reporting		1	100.0 %
Times Counted		483/2018	23.9 %
Total Votes		89	
Michael A. Lahti	DEM	89	100.00%
Write-in Votes		0	0.00%

D D109 Representative		DEM Total	
Number of Precincts		1	
Precincts Reporting		1	100.0 %
Times Counted		483/2018	23.9 %
Total Votes		90	
Steven W. Lindberg	DEM	90	100.00%
Write-in Votes		0	0.00%

D D1 Commissioner		DEM Total	
Number of Precincts		1	
Precincts Reporting		1	100.0 %
Times Counted		144/770	18.7 %
Total Votes		6	
Write-in Votes		6	100.00%

D D2 Commissioner		DEM Total	
Number of Precincts		1	
Precincts Reporting		1	100.0 %
Times Counted		218/806	27.0 %
Total Votes		8	
Write-in Votes		8	100.00%

D D3 Commissioner		DEM Total	
Number of Precincts		1	
Precincts Reporting		1	100.0 %
Times Counted		121/442	27.4 %
Total Votes		3	
Write-in Votes		3	100.00%

Election Summary Report
Luce County, MI
2010 Primary
Summary For McMillan Township, Precinct 1, All Counters, All Races

Registered Voters 2018 - Cards Cast 483 23.93% Num. Report Precinct 1 - Num. Reporting 1 100.00%

D McMillan Delegate	DEM Total	
Number of Precincts	1	
Precincts Reporting	1	100.0 %
Times Counted	483/2018	23.9 %
Total Votes	7	
Write-in Votes	7	100.00%

County Library Prop	Total	
Number of Precincts	1	
Precincts Reporting	1	100.0 %
Times Counted	483/2018	23.9 %
Total Votes	465	
YES	371	79.78%
NO	94	20.22%

Election Summary Report
Luce County, MI
2010 Primary
Summary For Pentland Township, Precinct 1, All Counters, All Races

Registered Voters 1164 - Cards Cast 334 28.69% Num. Report Precinct 1 - Num. Reporting 1 100.00%

R Governor		REP Total	
Number of Precincts		1	
Precincts Reporting		1	100.0 %
Times Counted		334/1164	28.7 %
Total Votes		217	
Mike Bouchard	REP	16	7.37%
Mike Cox	REP	64	29.49%
Tom George	REP	5	2.30%
Pete Hoekstra	REP	49	22.58%
Rick Snyder	REP	83	38.25%
Write-in Votes		0	0.00%

R D1 Congress		REP Total	
Number of Precincts		1	
Precincts Reporting		1	100.0 %
Times Counted		334/1164	28.7 %
Total Votes		205	
Jason Allen	REP	53	25.85%
Dan Benishek	REP	102	49.76%
Patrick Donlon	REP	4	1.95%
Linda Goldthorpe	REP	36	17.56%
Don Hooper	REP	5	2.44%
Tom Stillings	REP	5	2.44%
Write-in Votes		0	0.00%

R D38 Senator		REP Total	
Number of Precincts		1	
Precincts Reporting		1	100.0 %
Times Counted		334/1164	28.7 %
Total Votes		198	
Tom Casperson	REP	148	74.75%
Jeff Paulin	REP	49	24.75%
Write-in Votes		1	0.51%

R D109 Representative		REP Total	
Number of Precincts		1	
Precincts Reporting		1	100.0 %
Times Counted		334/1164	28.7 %
Total Votes		148	
John Brock	REP	146	98.65%
Write-in Votes		2	1.35%

Election Summary Report
Luce County, MI
2010 Primary
Summary For Pentland Township, Precinct 1, All Counters, All Races

Registered Voters 1164 - Cards Cast 334 28.69% Num. Report Precinct 1 - Num. Reporting 1 100.00%

R D3 Commissioner		REP Total	
Number of Precincts		1	
Precincts Reporting		1	100.0 %
Times Counted		65/815	8.0 %
Total Votes		34	
Rita Lemanek	REP	30	88.24%
Write-in Votes		4	11.76%

R D4 Commissioner		REP Total	
Number of Precincts		1	
Precincts Reporting		1	100.0 %
Times Counted		269/349	77.1 %
Total Votes		10	
Write-in Votes		10	100.00%

R Pentland Delegate		REP Total	
Number of Precincts		1	
Precincts Reporting		1	100.0 %
Times Counted		334/1164	28.7 %
Total Votes		15	
Write-in Votes		15	100.00%

D Governor		DEM Total	
Number of Precincts		1	
Precincts Reporting		1	100.0 %
Times Counted		334/1164	28.7 %
Total Votes		84	
Virg Bernero	DEM	46	54.76%
Andy Dillon	DEM	37	44.05%
Write-in Votes		1	1.19%

D D1 Congress		DEM Total	
Number of Precincts		1	
Precincts Reporting		1	100.0 %
Times Counted		334/1164	28.7 %
Total Votes		80	
Gary McDowell	DEM	80	100.00%
Write-in Votes		0	0.00%

D D38 Senator		DEM Total	
Number of Precincts		1	
Precincts Reporting		1	100.0 %
Times Counted		334/1164	28.7 %
Total Votes		73	
Michael A. Lahti	DEM	73	100.00%
Write-in Votes		0	0.00%

Election Summary Report
Luce County, MI
2010 Primary
Summary For Pentland Township, Precinct 1, All Counters, All Races

Registered Voters 1164 - Cards Cast 334 28.69% Num. Report Precinct 1 - Num. Reporting 1 100.00%

D D109 Representative		DEM Total	
Number of Precincts		1	
Precincts Reporting		1	100.0 %
Times Counted		334/1164	28.7 %
Total Votes		79	
Steven W. Lindberg	DEM	79	100.00%
Write-in Votes		0	0.00%

D D3 Commissioner	DEM Total	
Number of Precincts	1	
Precincts Reporting	1	100.0 %
Times Counted	65/815	8.0 %
Total Votes	1	
Write-in Votes	1	100.00%

D D4 Commissioner		DEM Total	
Number of Precincts		1	
Precincts Reporting		1	100.0 %
Times Counted		269/349	77.1 %
Total Votes		63	
Jill Maki	DEM	63	100.00%
Write-in Votes		0	0.00%

D Pentland Delegate		DEM Total	
Number of Precincts		1	
Precincts Reporting		1	100.0 %
Times Counted		334/1164	28.7 %
Total Votes		72	
Jill Maki	DEM	72	100.00%
Write-in Votes		0	0.00%

County Library Prop	Total	
Number of Precincts	1	
Precincts Reporting	1	100.0 %
Times Counted	334/1164	28.7 %
Total Votes	325	
YES	266	81.85%
NO	59	18.15%

Statement of Votes Cast
Mackinac County, MI
2010 Primary
SOVC For Jurisdiction Wide, All Counters, All Races

BUREAU OF ELECTIONS
2010 AUG 16 A 10:48
DEPT OF STATE

	TURN OUT		
	Reg. Voters	Cards Cast	% Turnout
Jurisdiction Wide			
City of Mackinac Island, Precinct 1	696	143	20.55%
City of St. Ignace, Precinct 1	2094	372	17.77%
Bois Blanc Township, Precinct 1	112	47	41.96%
Brevort Township, Precinct 1	527	111	21.06%
Clark Township, Precinct 1	1780	541	30.39%
Garfield Township, Precinct 1	791	178	22.50%
Garfield Township, Precinct 2	175	166	94.86%
Hendricks Township, Precinct 1	125	38	30.40%
Hudson Township, Precinct 1	177	42	23.73%
Marquette Township, Precinct 1	427	118	27.63%
Moran Township, Precinct 1	905	250	27.62%
Newton Township, Precinct 1	349	133	38.11%
Portage Township, Precinct 1	790	251	31.77%
St. Ignace Township, Precinct 1	683	134	19.62%
Total	9631	2524	26.21%

Statement of Votes Cast
Mackinac County, MI
2010 Primary
SOVC For Jurisdiction Wide, All Counters, All Races

				R Governor								
	Reg. Voters	Times Counted	Total Votes	Mike Bouchard (REP)		Mike Cox (REP)		Tom George (REP)		Pete Hoekstra (REP)		
Jurisdiction Wide												
City of Mackinac Island, Precinct 1	696	143	104	11	10.58%	22	21.15%	2	1.92%	31	29.81%	
City of St. Ignace, Precinct 1	2094	372	275	27	9.82%	65	23.64%	2	0.73%	73	26.55%	
Bois Blanc Township, Precinct 1	112	47	35	8	22.86%	7	20.00%	0	0.00%	7	20.00%	
Brevort Township, Precinct 1	527	111	79	3	3.80%	23	29.11%	1	1.27%	16	20.25%	
Clark Township, Precinct 1	1780	541	448	32	7.14%	130	29.02%	3	0.67%	110	24.55%	
Garfield Township, Precinct 1	791	178	138	11	7.97%	46	33.33%	3	2.17%	35	25.36%	
Garfield Township, Precinct 2	175	166	121	7	5.79%	35	28.93%	0	0.00%	30	24.79%	
Hendricks Township, Precinct 1	125	38	31	6	19.35%	7	22.58%	0	0.00%	10	32.26%	
Hudson Township, Precinct 1	177	42	29	2	6.90%	9	31.03%	0	0.00%	10	34.48%	
Marquette Township, Precinct 1	427	118	101	3	2.97%	28	27.72%	2	1.98%	33	32.67%	
Moran Township, Precinct 1	905	250	177	19	10.73%	35	19.77%	2	1.13%	38	21.47%	
Newton Township, Precinct 1	349	133	69	10	14.49%	22	31.88%	1	1.45%	11	15.94%	
Portage Township, Precinct 1	790	251	167	13	7.78%	40	23.95%	7	4.19%	44	26.35%	
St. Ignace Township, Precinct 1	683	134	96	7	7.29%	23	23.96%	0	0.00%	30	31.25%	
Total	9631	2524	1870	159	8.50%	492	26.31%	23	1.23%	478	25.56%	

Statement of Votes Cast
Mackinac County, MI
2010 Primary
SOVC For Jurisdiction Wide, All Counters, All Races

	R Governor			
	Rick Snyder (REP)		Write-In Votes	
Jurisdiction Wide				
City of Mackinac Island, Precinct 1	38	36.54%	0	0.00%
City of St. Ignace, Precinct 1	108	39.27%	0	0.00%
Bois Blanc Township, Precinct 1	13	37.14%	0	0.00%
Brevort Township, Precinct 1	36	45.57%	0	0.00%
Clark Township, Precinct 1	173	38.62%	0	0.00%
Garfield Township, Precinct 1	43	31.16%	0	0.00%
Garfield Township, Precinct 2	49	40.50%	0	0.00%
Hendricks Township, Precinct 1	8	25.81%	0	0.00%
Hudson Township, Precinct 1	8	27.59%	0	0.00%
Marquette Township, Precinct 1	35	34.65%	0	0.00%
Moran Township, Precinct 1	83	46.89%	0	0.00%
Newton Township, Precinct 1	25	36.23%	0	0.00%
Portage Township, Precinct 1	63	37.72%	0	0.00%
St. Ignace Township, Precinct 1	36	37.50%	0	0.00%
Total	718	38.40%	0	0.00%

Statement of Votes Cast
Mackinac County, MI
2010 Primary
SOVC For Jurisdiction Wide, All Counters, All Races

R D1 Congress

	Reg. Voters	Times Counted	Total Votes	Jason Allen (REP)		Dan Benishek (REP)		Patrick Donlon (REP)		Linda Goldthorpe (REP)	
Jurisdiction Wide											
City of Mackinac Island, Precinct 1	696	143	98	72	73.47%	15	15.31%	1	1.02%	5	5.10%
City of St. Ignace, Precinct 1	2094	372	270	150	55.56%	87	32.22%	7	2.59%	21	7.78%
Bois Blanc Township, Precinct 1	112	47	28	14	50.00%	5	17.86%	3	10.71%	3	10.71%
Brevort Township, Precinct 1	527	111	69	25	36.23%	30	43.48%	2	2.90%	7	10.14%
Clark Township, Precinct 1	1780	541	405	175	43.21%	111	27.41%	20	4.94%	41	10.12%
Garfield Township, Precinct 1	791	178	129	48	37.21%	52	40.31%	3	2.33%	15	11.63%
Garfield Township, Precinct 2	175	166	116	32	27.59%	56	48.28%	2	1.72%	17	14.66%
Hendricks Township, Precinct 1	125	38	28	5	17.86%	11	39.29%	1	3.57%	7	25.00%
Hudson Township, Precinct 1	177	42	28	13	46.43%	8	28.57%	2	7.14%	3	10.71%
Marquette Township, Precinct 1	427	118	100	42	42.00%	33	33.00%	7	7.00%	8	8.00%
Moran Township, Precinct 1	905	250	169	81	47.93%	62	36.69%	0	0.00%	15	8.88%
Newton Township, Precinct 1	349	133	69	25	36.23%	24	34.78%	1	1.45%	9	13.04%
Portage Township, Precinct 1	790	251	156	48	30.77%	54	34.62%	2	1.28%	44	28.21%
St. Ignace Township, Precinct 1	683	134	95	33	34.74%	43	45.26%	4	4.21%	11	11.58%
Total	9631	2524	1760	763	43.35%	591	33.58%	55	3.13%	206	11.70%

Statement of Votes Cast
Mackinac County, MI
2010 Primary
SOVC For Jurisdiction Wide, All Counters, All Races

	R DI Congress					
	Don Hooper (REP)		Tom Stillings (REP)		Write-In Votes	
Jurisdiction Wide						
City of Mackinac Island, Precinct 1	2	2.04%	3	3.06%	0	0.00%
City of St. Ignace, Precinct 1	1	0.37%	4	1.48%	0	0.00%
Bois Blanc Township, Precinct 1	0	0.00%	3	10.71%	0	0.00%
Brevort Township, Precinct 1	0	0.00%	5	7.25%	0	0.00%
Clark Township, Precinct 1	23	5.68%	35	8.64%	0	0.00%
Garfield Township, Precinct 1	3	2.33%	8	6.20%	0	0.00%
Garfield Township, Precinct 2	2	1.72%	7	6.03%	0	0.00%
Hendricks Township, Precinct 1	1	3.57%	3	10.71%	0	0.00%
Hudson Township, Precinct 1	2	7.14%	0	0.00%	0	0.00%
Marquette Township, Precinct 1	1	1.00%	6	6.00%	3	3.00%
Moran Township, Precinct 1	4	2.37%	7	4.14%	0	0.00%
Newton Township, Precinct 1	3	4.35%	7	10.14%	0	0.00%
Portage Township, Precinct 1	6	3.85%	2	1.28%	0	0.00%
St. Ignace Township, Precinct 1	2	2.11%	2	2.11%	0	0.00%
Total	50	2.84%	92	5.23%	3	0.17%

Statement of Votes Cast
Mackinac County, MI
2010 Primary
SOVC For Jurisdiction Wide, All Counters, All Races

	R D37 Senator								
	Reg. Voters	Times Counted	Total Votes	Randy Bishop (REP)		Howard Walker (REP)		Write-In Votes	
Jurisdiction Wide									
City of Mackinac Island, Precinct 1	696	143	85	27	31.76%	58	68.24%	0	0.00%
City of St. Ignace, Precinct 1	2094	372	255	34	13.33%	220	86.27%	1	0.39%
Bois Blanc Township, Precinct 1	112	47	27	15	55.56%	12	44.44%	0	0.00%
Brevort Township, Precinct 1	527	111	69	16	23.19%	53	76.81%	0	0.00%
Clark Township, Precinct 1	1780	541	378	108	28.57%	270	71.43%	0	0.00%
Garfield Township, Precinct 1	791	178	111	47	42.34%	64	57.66%	0	0.00%
Garfield Township, Precinct 2	175	166	91	33	36.26%	58	63.74%	0	0.00%
Hendricks Township, Precinct 1	125	38	26	12	46.15%	14	53.85%	0	0.00%
Hudson Township, Precinct 1	177	42	25	9	36.00%	16	64.00%	0	0.00%
Marquette Township, Precinct 1	427	118	94	30	31.91%	62	65.96%	2	2.13%
Moran Township, Precinct 1	905	250	163	48	29.45%	115	70.55%	0	0.00%
Newton Township, Precinct 1	349	133	63	30	47.62%	33	52.38%	0	0.00%
Portage Township, Precinct 1	790	251	132	62	46.97%	70	53.03%	0	0.00%
St. Ignace Township, Precinct 1	683	134	87	21	24.14%	65	74.71%	1	1.15%
Total	9631	2524	1606	492	30.64%	1110	69.12%	4	0.25%

Statement of Votes Cast
Mackinac County, MI
2010 Primary
SOVC For Jurisdiction Wide, All Counters, All Races

	R D107 Representative								
	Reg. Voters	Times Counted	Total Votes	Frank Foster (REP)		Mike J. Patrick (REP)		Write-In Votes	
Jurisdiction Wide									
City of Mackinac Island, Precinct 1	696	143	87	64	73.56%	22	25.29%	1	1.15%
City of St. Ignace, Precinct 1	2094	372	263	169	64.26%	94	35.74%	0	0.00%
Bois Blanc Township, Precinct 1	112	47	29	5	17.24%	24	82.76%	0	0.00%
Brevort Township, Preeinct 1	527	111	71	35	49.30%	36	50.70%	0	0.00%
Clark Township, Precinct 1	1780	541	453	94	20.75%	358	79.03%	1	0.22%
Garfield Township, Precinct 1	791	178	111	60	54.05%	50	45.05%	1	0.90%
Garfield Township, Precinct 2	175	166	96	53	55.21%	42	43.75%	1	1.04%
Hendricks Township, Precinct 1	125	38	26	11	42.31%	15	57.69%	0	0.00%
Hudson Township, Precinct 1	177	42	25	14	56.00%	10	40.00%	1	4.00%
Marquette Township, Precinct 1	427	118	98	42	42.86%	55	56.12%	1	1.02%
Moran Township, Precinct 1	905	250	163	96	58.90%	67	41.10%	0	0.00%
Newton Township, Precinct 1	349	133	62	43	69.35%	19	30.65%	0	0.00%
Portage Township, Precinct 1	790	251	138	74	53.62%	64	46.38%	0	0.00%
St. Ignace Township, Precinct 1	683	134	83	43	51.81%	39	46.99%	1	1.20%
Total	9631	2524	1705	803	47.10%	895	52.49%	7	0.41%

Statement of Votes Cast
Mackinac County, MI
2010 Primary
SOVC For Jurisdiction Wide, All Counters, All Races

	R Road Commissioner						
	Reg. Voters	Times Counted	Total Votes	Lester R. Livermore (REP)		Write-In Votes	
Jurisdiction Wide							
City of Mackinac Island, Precinct 1	696	143	45	44	97.78%	1	2.22%
City of St. Ignace, Precinct 1	2094	372	184	183	99.46%	1	0.54%
Bois Blanc Township, Precinct 1	112	47	25	22	88.00%	3	12.00%
Brevort Township, Precinct 1	527	111	53	53	100.00%	0	0.00%
Clark Township, Precinct 1	1780	541	328	325	99.09%	3	0.91%
Garfield Township, Precinct 1	791	178	83	75	90.36%	8	9.64%
Garfield Township, Precinct 2	175	166	92	91	98.91%	1	1.09%
Hendricks Township, Precinct 1	125	38	21	21	100.00%	0	0.00%
Hudson Township, Precinct 1	177	42	19	19	100.00%	0	0.00%
Marquette Township, Precinct 1	427	118	86	85	98.84%	1	1.16%
Moran Township, Precinct 1	905	250	129	128	99.22%	1	0.78%
Newton Township, Precinct 1	349	133	52	51	98.08%	1	1.92%
Portage Township, Precinct 1	790	251	121	120	99.17%	1	0.83%
St. Ignace Township, Precinct 1	683	134	65	65	100.00%	0	0.00%
Total	9631	2524	1303	1282	98.39%	21	1.61%

Statement of Votes Cast
Mackinac County, MI
2010 Primary
SOVC For Jurisdiction Wide, All Counters, All Races

	R D1 Commissioner						
	Reg. Voters	Times Counted	Total Votes	Jim Hill (REP)		Write-In Votes	
Jurisdiction Wide							
City of Mackinac Island, Precinct 1	-	-	-	-	-	-	-
City of St. Ignace, Precinct 1	-	-	-	-	-	-	-
Bois Blanc Township, Precinct 1	-	-	-	-	-	-	-
Brevort Township, Precinct 1	-	-	-	-	-	-	-
Clark Township, Precinct 1	-	-	-	-	-	-	-
Garfield Township, Precinct 1	791	178	83	82	98.80%	1	1.20%
Garfield Township, Precinct 2	175	90	36	36	100.00%	0	0.00%
Hendricks Township, Precinct 1	-	-	-	-	-	-	-
Hudson Township, Precinct 1	-	-	-	-	-	-	-
Marquette Township, Precinct 1	-	-	-	-	-	-	-
Moran Township, Precinct 1	-	-	-	-	-	-	-
Newton Township, Precinct 1	349	133	51	51	100.00%	0	0.00%
Portage Township, Precinct 1	790	251	123	122	99.19%	1	0.81%
St. Ignace Township, Precinct 1	-	-	-	-	-	-	-
Total	2105	652	293	291	99.32%	2	0.68%

Statement of Votes Cast
Mackinac County, MI
2010 Primary
SOVC For Jurisdiction Wide, All Counters, All Races

	R D2 Commissioner				
	Reg. Voters	Times Counted	Total Votes	Write-In Votes	
Jurisdiction Wide					
City of Mackinac Island, Precinct 1	-	-	-	-	-
City of St. Ignace, Precinct 1	-	-	-	-	-
Bois Blanc Township, Precinct 1	-	-	-	-	-
Brevort Township, Precinct 1	527	111	3	3	100.00%
Clark Township, Precinct 1	-	-	-	-	-
Garfield Township, Precinct 1	-	-	-	-	-
Garfield Township, Precinct 2	0	76	0	0	-
Hendricks Township, Precinct 1	125	38	2	2	100.00%
Hudson Township, Precinct 1	177	42	1	1	100.00%
Marquette Township, Precinct 1	-	-	-	-	-
Moran Township, Precinct 1	905	250	8	8	100.00%
Newton Township, Precinct 1	-	-	-	-	-
Portage Township, Precinct 1	-	-	-	-	-
St. Ignace Township, Precinct 1	-	-	-	-	-
Total	1734	517	14	14	100.00%

Statement of Votes Cast
Mackinac County, MI
2010 Primary
SOVC For Jurisdiction Wide, All Counters, All Races

	R D3 Commissioner						
	Reg. Voters	Times Counted	Total Votes	Michael C. Litzner (REP)		Write-In Votes	
Jurisdiction Wide							
City of Mackinac Island, Precinct 1	-	-	-	-	-	-	-
City of St. Ignace, Precinct 1	631	77	47	47	100.00%	0	0.00%
Bois Blanc Township, Precinct 1	-	-	-	-	-	-	-
Brevort Township, Precinct 1	-	-	-	-	-	-	-
Clark Township, Precinct 1	228	37	22	22	100.00%	0	0.00%
Garfield Township, Precinct 1	-	-	-	-	-	-	-
Garfield Township, Precinct 2	-	-	-	-	-	-	-
Hendricks Township, Precinct 1	-	-	-	-	-	-	-
Hudson Township, Precinct 1	-	-	-	-	-	-	-
Marquette Township, Precinct 1	245	53	38	38	100.00%	0	0.00%
Moran Township, Precinct 1	-	-	-	-	-	-	-
Newton Township, Precinct 1	-	-	-	-	-	-	-
Portage Township, Precinct 1	-	-	-	-	-	-	-
St. Ignace Township, Precinct 1	683	134	76	76	100.00%	0	0.00%
Total	1787	301	183	183	100.00%	0	0.00%

Statement of Votes Cast
Mackinac County, MI
2010 Primary
SOVC For Jurisdiction Wide, All Counters, All Races

	R D4 Commissioner						
	Reg. Voters	Times Counted	Total Votes	Diane Patrick (REP)		Write-In Votes	
Jurisdiction Wide							
City of Mackinac Island, Precinct 1	-	-	-	-	-	-	-
City of St. Ignace, Precinct 1	-	-	-	-	-	-	-
Bois Blanc Township, Precinct 1	-	-	-	-	-	-	-
Brevort Township, Precinct 1	-	-	-	-	-	-	-
Clark Township, Precinct 1	1552	504	326	322	98.77%	4	1.23%
Garfield Township, Precinct 1	-	-	-	-	-	-	-
Garfield Township, Precinct 2	-	-	-	-	-	-	-
Hendricks Township, Precinct 1	-	-	-	-	-	-	-
Hudson Township, Precinct 1	-	-	-	-	-	-	-
Marquette Township, Precinct 1	182	65	45	44	97.78%	1	2.22%
Moran Township, Precinct 1	-	-	-	-	-	-	-
Newton Township, Precinct 1	-	-	-	-	-	-	-
Portage Township, Precinct 1	-	-	-	-	-	-	-
St. Ignace Township, Precinct 1	-	-	-	-	-	-	-
Total	1734	569	371	366	98.65%	5	1.35%

Statement of Votes Cast
Mackinac County, MI
2010 Primary
SOVC For Jurisdiction Wide, All Counters, All Races

	R D5 Commissioner					R Newton PT Clerk				
	Reg. Voters	Times Counted	Total Votes	Write-In Votes		Reg. Voters	Times Counted	Total Votes	Write-In Votes	
Jurisdiction Wide										
City of Mackinac Island, Precinct 1	696	143	4	4	100.00%	-	-	-	-	-
City of St. Ignace, Precinct 1	1463	295	7	7	100.00%	-	-	-	-	-
Bois Blanc Township, Precinct 1	112	47	1	1	100.00%	-	-	-	-	-
Brevort Township, Precinct 1	-	-	-	-	-	-	-	-	-	-
Clark Township, Precinct 1	-	-	-	-	-	-	-	-	-	-
Garfield Township, Precinct 1	-	-	-	-	-	-	-	-	-	-
Garfield Township, Precinct 2	-	-	-	-	-	-	-	-	-	-
Hendricks Township, Precinct 1	-	-	-	-	-	-	-	-	-	-
Hudson Township, Precinct 1	-	-	-	-	-	-	-	-	-	-
Marquette Township, Precinct 1	-	-	-	-	-	-	-	-	-	-
Moran Township, Precinct 1	-	-	-	-	-	-	-	-	-	-
Newton Township, Precinct 1	-	-	-	-	-	349	133	31	31	100.00%
Portage Township, Precinct 1	-	-	-	-	-	-	-	-	-	-
St. Ignace Township, Precinct 1	-	-	-	-	-	-	-	-	-	-
Total	2271	485	12	12	100.00%	349	133	31	31	100.00%

Statement of Votes Cast
Mackinac County, MI
2010 Primary
SOVC For Jurisdiction Wide, All Counters, All Races

	R C Mack Isl Delegate				
	Reg. Voters	Times Counted	Total Votes	Write-In Votes	
Jurisdiction Wide					
City of Mackinac Island, Precinct 1	696	143	14	14	100.00%
City of St. Ignace, Precinct 1	-	-	-	-	-
Bois Blanc Township, Precinct 1	-	-	-	-	-
Brevort Township, Precinct 1	-	-	-	-	-
Clark Township, Precinct 1	-	-	-	-	-
Garfield Township, Precinct 1	-	-	-	-	-
Garfield Township, Precinct 2	-	-	-	-	-
Hendricks Township, Precinct 1	-	-	-	-	-
Hudson Township, Precinct 1	-	-	-	-	-
Marquette Township, Precinct 1	-	-	-	-	-
Moran Township, Precinct 1	-	-	-	-	-
Newton Township, Precinct 1	-	-	-	-	-
Portage Township, Precinct 1	-	-	-	-	-
St. Ignace Township, Precinct 1	-	-	-	-	-
Total	696	143	14	14	100.00%

Statement of Votes Cast
Mackinac County, MI
2010 Primary
SOVC For Jurisdiction Wide, All Counters, All Races

	R C St Ignace Delegate										
	Reg. Voters	Times Counted	Total Votes	John J. Monville (REP)		Donald P. Gustafson (REP)		Robert L. Winkelman (REP)		Write-In Votes	
Jurisdiction Wide											
City of Mackinac Island, Precinct 1	-	-	-	-	-	-	-	-	-	-	-
City of St. Ignace, Precinct 1	2094	372	461	127	27.55%	149	32.32%	182	39.48%	3	0.65%
Bois Blanc Township, Precinct 1	-	-	-	-	-	-	-	-	-	-	-
Brevort Township, Precinct 1	-	-	-	-	-	-	-	-	-	-	-
Clark Township, Precinct 1	-	-	-	-	-	-	-	-	-	-	-
Garfield Township, Precinct 1	-	-	-	-	-	-	-	-	-	-	-
Garfield Township, Precinct 2	-	-	-	-	-	-	-	-	-	-	-
Hendricks Township, Precinct 1	-	-	-	-	-	-	-	-	-	-	-
Hudson Township, Precinct 1	-	-	-	-	-	-	-	-	-	-	-
Marquette Township, Precinct 1	-	-	-	-	-	-	-	-	-	-	-
Moran Township, Precinct 1	-	-	-	-	-	-	-	-	-	-	-
Newton Township, Precinct 1	-	-	-	-	-	-	-	-	-	-	-
Portage Township, Precinct 1	-	-	-	-	-	-	-	-	-	-	-
St. Ignace Township, Precinct 1	-	-	-	-	-	-	-	-	-	-	-
Total	2094	372	461	127	27.55%	149	32.32%	182	39.48%	3	0.65%

Statement of Votes Cast
Mackinac County, MI
2010 Primary
SOVC For Jurisdiction Wide, All Counters, All Races

	R Bois Blanc Delegate					R Brevort Delegate				
	Reg. Voters	Times Counted	Total Votes	Write-In Votes		Reg. Voters	Times Counted	Total Votes	Write-In Votes	
Jurisdiction Wide										
City of Mackinac Island, Precinct 1	-	-	-	-	-	-	-	-	-	-
City of St. Ignace, Precinct 1	-	-	-	-	-	-	-	-	-	-
Bois Blanc Township, Precinct 1	112	47	1	1	100.00%	-	-	-	-	-
Brevort Township, Precinct 1	-	-	-	-	-	527	111	12	12	100.00%
Clark Township, Precinct 1	-	-	-	-	-	-	-	-	-	-
Garfield Township, Precinct 1	-	-	-	-	-	-	-	-	-	-
Garfield Township, Precinct 2	-	-	-	-	-	-	-	-	-	-
Hendricks Township, Precinct 1	-	-	-	-	-	-	-	-	-	-
Hudson Township, Precinct 1	-	-	-	-	-	-	-	-	-	-
Marquette Township, Precinct 1	-	-	-	-	-	-	-	-	-	-
Moran Township, Precinct 1	-	-	-	-	-	-	-	-	-	-
Newton Township, Precinct 1	-	-	-	-	-	-	-	-	-	-
Portage Township, Precinct 1	-	-	-	-	-	-	-	-	-	-
St. Ignace Township, Precinct 1	-	-	-	-	-	-	-	-	-	-
Total	112	47	1	1	100.00%	527	111	12	12	100.00%

Statement of Votes Cast
Mackinac County, MI
2010 Primary
SOVC For Jurisdiction Wide, All Counters, All Races

	R Clark Delegate					R Garfield 1 Delegate				
	Reg. Voters	Times Counted	Total Votes	Write-In Votes		Reg. Voters	Times Counted	Total Votes	Write-In Votes	
Jurisdiction Wide										
City of Mackinac Island, Precinct 1	-	-	-	-	-	-	-	-	-	-
City of St. Ignace, Precinct 1	-	-	-	-	-	-	-	-	-	-
Bois Blanc Township, Precinct 1	-	-	-	-	-	-	-	-	-	-
Brevort Township, Precinct 1	-	-	-	-	-	-	-	-	-	-
Clark Township, Precinct 1	1780	541	34	34	100.00%	-	-	-	-	-
Garfield Township, Precinct 1	-	-	-	-	-	791	178	12	12	100.00%
Garfield Township, Precinct 2	-	-	-	-	-	-	-	-	-	-
Hendricks Township, Precinct 1	-	-	-	-	-	-	-	-	-	-
Hudson Township, Precinct 1	-	-	-	-	-	-	-	-	-	-
Marquette Township, Precinct 1	-	-	-	-	-	-	-	-	-	-
Moran Township, Precinct 1	-	-	-	-	-	-	-	-	-	-
Newton Township, Precinct 1	-	-	-	-	-	-	-	-	-	-
Portage Township, Precinct 1	-	-	-	-	-	-	-	-	-	-
St. Ignace Township, Precinct 1	-	-	-	-	-	-	-	-	-	-
Total	1780	541	34	34	100.00%	791	178	12	12	100.00%

Statement of Votes Cast
Mackinac County, MI
2010 Primary
SOVC For Jurisdiction Wide, All Counters, All Races

	R Garfield 2 Delegate					R Hendricks Delegate				
	Reg. Voters	Times Counted	Total Votes	Write-In Votes		Reg. Voters	Times Counted	Total Votes	Write-In Votes	
Jurisdiction Wide										
City of Mackinac Island, Precinct 1	-	-	-	-	-	-	-	-	-	-
City of St. Ignace, Precinct 1	-	-	-	-	-	-	-	-	-	-
Bois Blanc Township, Precinct 1	-	-	-	-	-	-	-	-	-	-
Brevort Township, Precinct 1	-	-	-	-	-	-	-	-	-	-
Clark Township, Precinct 1	-	-	-	-	-	-	-	-	-	-
Garfield Township, Precinct 1	-	-	-	-	-	-	-	-	-	-
Garfield Township, Precinct 2	175	166	2	2	100.00%	-	-	-	-	-
Hendricks Township, Precinct 1	-	-	-	-	-	125	38	7	7	100.00%
Hudson Township, Precinct 1	-	-	-	-	-	-	-	-	-	-
Marquette Township, Precinct 1	-	-	-	-	-	-	-	-	-	-
Moran Township, Precinct 1	-	-	-	-	-	-	-	-	-	-
Newton Township, Precinct 1	-	-	-	-	-	-	-	-	-	-
Portage Township, Precinct 1	-	-	-	-	-	-	-	-	-	-
St. Ignace Township, Precinct 1	-	-	-	-	-	-	-	-	-	-
Total	175	166	2	2	100.00%	125	38	7	7	100.00%

Statement of Votes Cast
Mackinac County, MI
2010 Primary
SOVC For Jurisdiction Wide, All Counters, All Races

	R Hudson Delegate					R Marquette Delegate				
	Reg. Voters	Times Counted	Total Votes	Write-In Votes		Reg. Voters	Times Counted	Total Votes	Write-In Votes	
Jurisdiction Wide										
City of Mackinac Island, Precinct 1	-	-	-	-	-	-	-	-	-	-
City of St. Ignace, Precinct 1	-	-	-	-	-	-	-	-	-	-
Bois Blanc Township, Precinct 1	-	-	-	-	-	-	-	-	-	-
Brevort Township, Precinct 1	-	-	-	-	-	-	-	-	-	-
Clark Township, Precinct 1	-	-	-	-	-	-	-	-	-	-
Garfield Township, Precinct 1	-	-	-	-	-	-	-	-	-	-
Garfield Township, Precinct 2	-	-	-	-	-	-	-	-	-	-
Hendricks Township, Precinct 1	-	-	-	-	-	-	-	-	-	-
Hudson Township, Precinct 1	177	42	6	6	100.00%	-	-	-	-	-
Marquette Township, Precinct 1	-	-	-	-	-	427	118	3	3	100.00%
Moran Township, Precinct 1	-	-	-	-	-	-	-	-	-	-
Newton Township, Precinct 1	-	-	-	-	-	-	-	-	-	-
Portage Township, Precinct 1	-	-	-	-	-	-	-	-	-	-
St. Ignace Township, Precinct 1	-	-	-	-	-	-	-	-	-	-
Total	177	42	6	6	100.00%	427	118	3	3	100.00%

Statement of Votes Cast
Mackinac County, MI
2010 Primary
SOVC For Jurisdiction Wide, All Counters, All Races

	R Moran Delegate					R Newton Delegate				
	Reg. Voters	Times Counted	Total Votes	Write-In Votes		Reg. Voters	Times Counted	Total Votes	Write-In Votes	
Jurisdiction Wide										
City of Mackinac Island, Precinct 1	-	-	-	-	-	-	-	-	-	-
City of St. Ignace, Precinct 1	-	-	-	-	-	-	-	-	-	-
Bois Blanc Township, Precinct 1	-	-	-	-	-	-	-	-	-	-
Brevort Township, Precinct 1	-	-	-	-	-	-	-	-	-	-
Clark Township, Precinct 1	-	-	-	-	-	-	-	-	-	-
Garfield Township, Precinct 1	-	-	-	-	-	-	-	-	-	-
Garfield Township, Precinct 2	-	-	-	-	-	-	-	-	-	-
Hendricks Township, Precinct 1	-	-	-	-	-	-	-	-	-	-
Hudson Township, Precinct 1	-	-	-	-	-	-	-	-	-	-
Marquette Township, Precinct 1	-	-	-	-	-	-	-	-	-	-
Moran Township, Precinct 1	905	250	15	15	100.00%	-	-	-	-	-
Newton Township, Precinct 1	-	-	-	-	-	349	133	7	7	100.00%
Portage Township, Precinct 1	-	-	-	-	-	-	-	-	-	-
St. Ignace Township, Precinct 1	-	-	-	-	-	-	-	-	-	-
Total	905	250	15	15	100.00%	349	133	7	7	100.00%

Statement of Votes Cast
Mackinac County, MI
2010 Primary
SOVC For Jurisdiction Wide, All Counters, All Races

	R Portage Delegate					R St Ignace Delegate				
	Reg. Voters	Times Counted	Total Votes	Write-In Votes		Reg. Voters	Times Counted	Total Votes	Write-In Votes	
Jurisdiction Wide										
City of Mackinac Island, Precinct 1	-	-	-	-	-	-	-	-	-	-
City of St. Ignace, Precinct 1	-	-	-	-	-	-	-	-	-	-
Bois Blanc Township, Precinct 1	-	-	-	-	-	-	-	-	-	-
Brevort Township, Precinct 1	-	-	-	-	-	-	-	-	-	-
Clark Township, Precinct 1	-	-	-	-	-	-	-	-	-	-
Garfield Township, Precinct 1	-	-	-	-	-	-	-	-	-	-
Garfield Township, Precinct 2	-	-	-	-	-	-	-	-	-	-
Hendricks Township, Precinct 1	-	-	-	-	-	-	-	-	-	-
Hudson Township, Precinct 1	-	-	-	-	-	-	-	-	-	-
Marquette Township, Precinct 1	-	-	-	-	-	-	-	-	-	-
Moran Township, Precinct 1	-	-	-	-	-	-	-	-	-	-
Newton Township, Precinct 1	-	-	-	-	-	-	-	-	-	-
Portage Township, Precinct 1	790	251	20	20	100.00%	-	-	-	-	-
St. Ignace Township, Precinct 1	-	-	-	-	-	683	134	17	17	100.00%
Total	790	251	20	20	100.00%	683	134	17	17	100.00%

Statement of Votes Cast
Mackinac County, MI
2010 Primary
SOVC For Jurisdiction Wide, All Counters, All Races

	D Governor									
	Reg. Voters	Times Counted	Total Votes	Virg Bernero (DEM)		Andy Dillon (DEM)		Write-In Votes		
Jurisdiction Wide										
City of Mackinac Island, Precinct 1	696	143	38	13	34.21%	25	65.79%	0	0.00%	
City of St. Ignace, Precinct 1	2094	372	77	27	35.06%	49	63.64%	1	1.30%	
Bois Blanc Township, Precinct 1	112	47	9	4	44.44%	5	55.56%	0	0.00%	
Brevort Township, Precinct 1	527	111	26	10	38.46%	16	61.54%	0	0.00%	
Clark Township, Precinct 1	1780	541	68	35	51.47%	33	48.53%	0	0.00%	
Garfield Township, Precinct 1	791	178	23	13	56.52%	10	43.48%	0	0.00%	
Garfield Township, Precinct 2	175	166	35	15	42.86%	20	57.14%	0	0.00%	
Hendricks Township, Precinct 1	125	38	4	1	25.00%	3	75.00%	0	0.00%	
Hudson Township, Precinct 1	177	42	7	3	42.86%	4	57.14%	0	0.00%	
Marquette Township, Precinct 1	427	118	17	9	52.94%	5	29.41%	3	17.65%	
Moran Township, Precinct 1	905	250	56	36	64.29%	19	33.93%	1	1.79%	
Newton Township, Precinct 1	349	133	36	21	58.33%	14	38.89%	1	2.78%	
Portage Township, Precinct 1	790	251	72	42	58.33%	30	41.67%	0	0.00%	
St. Ignace Township, Precinct 1	683	134	36	12	33.33%	24	66.67%	0	0.00%	
Total	9631	2524	504	241	47.82%	257	50.99%	6	1.19%	

Statement of Votes Cast
Mackinac County, MI
2010 Primary
SOVC For Jurisdiction Wide, All Counters, All Races

	D D1 Congress						
	Reg. Voters	Times Counted	Total Votes	Gary McDowell (DEM)		Write-In Votes	
Jurisdiction Wide							
City of Mackinac Island, Precinct 1	696	143	33	33	100.00%	0	0.00%
City of St. Ignace, Precinct 1	2094	372	81	81	100.00%	0	0.00%
Bois Blanc Township, Precinct 1	112	47	10	10	100.00%	0	0.00%
Brevort Township, Precinct 1	527	111	26	26	100.00%	0	0.00%
Clark Township, Precinct 1	1780	541	70	70	100.00%	0	0.00%
Garfield Township, Precinct 1	791	178	24	24	100.00%	0	0.00%
Garfield Township, Precinct 2	175	166	32	32	100.00%	0	0.00%
Hendricks Township, Precinct 1	125	38	4	4	100.00%	0	0.00%
Hudson Township, Precinct 1	177	42	8	8	100.00%	0	0.00%
Marquette Township, Precinct 1	427	118	15	12	80.00%	3	20.00%
Moran Township, Precinct 1	905	250	57	57	100.00%	0	0.00%
Newton Township, Precinct 1	349	133	39	38	97.44%	1	2.56%
Portage Township, Precinct 1	790	251	70	70	100.00%	0	0.00%
St. Ignace Township, Precinct 1	683	134	34	34	100.00%	0	0.00%
Total	9631	2524	503	499	99.20%	4	0.80%

Statement of Votes Cast
Mackinac County, MI
2010 Primary
SOVC For Jurisdiction Wide, All Counters, All Races

	D D37 Senator						
	Reg. Voters	Times Counted	Total Votes	Bob Carr (DEM)		Write-In Votes	
Jurisdiction Wide							
City of Mackinac Island, Precinct 1	696	143	27	27	100.00%	0	0.00%
City of St. Ignace, Precinct 1	2094	372	69	69	100.00%	0	0.00%
Bois Blanc Township, Precinct 1	112	47	9	9	100.00%	0	0.00%
Brevort Township, Precinct 1	527	111	23	22	95.65%	1	4.35%
Clark Township, Precinct 1	1780	541	63	63	100.00%	0	0.00%
Garfield Township, Precinct 1	791	178	20	20	100.00%	0	0.00%
Garfield Township, Precinct 2	175	166	29	28	96.55%	1	3.45%
Hendricks Township, Precinct 1	125	38	3	3	100.00%	0	0.00%
Hudson Township, Precinct 1	177	42	7	7	100.00%	0	0.00%
Marquette Township, Precinct 1	427	118	17	14	82.35%	3	17.65%
Moran Township, Precinct 1	905	250	55	55	100.00%	0	0.00%
Newton Township, Precinct 1	349	133	33	33	100.00%	0	0.00%
Portage Township, Precinct 1	790	251	68	68	100.00%	0	0.00%
St. Ignace Township, Precinct 1	683	134	31	31	100.00%	0	0.00%
Total	9631	2524	454	449	98.90%	5	1.10%

Statement of Votes Cast
Mackinac County, MI
2010 Primary
SOVC For Jurisdiction Wide, All Counters, All Races

D D107 Representative

	Reg. Voters	Times Counted	Total Votes	Ryan Nelson (DEM)		Richard Timmer (DEM)		Write-In Votes	
Jurisdiction Wide									
City of Mackinac Island, Precinct 1	696	143	31	20	64.52%	11	35.48%	0	0.00%
City of St. Ignace, Precinct 1	2094	372	73	41	56.16%	32	43.84%	0	0.00%
Bois Blanc Township, Precinct 1	112	47	9	6	66.67%	3	33.33%	0	0.00%
Brevort Township, Precinct 1	527	111	25	14	56.00%	11	44.00%	0	0.00%
Clark Township, Precinct 1	1780	541	60	37	61.67%	23	38.33%	0	0.00%
Garfield Township, Precinct 1	791	178	21	9	42.86%	12	57.14%	0	0.00%
Garfield Township, Precinct 2	175	166	23	17	73.91%	5	21.74%	1	4.35%
Hendricks Township, Precinct 1	125	38	4	3	75.00%	1	25.00%	0	0.00%
Hudson Township, Precinct 1	177	42	7	3	42.86%	4	57.14%	0	0.00%
Marquette Township, Precinct 1	427	118	15	7	46.67%	5	33.33%	3	20.00%
Moran Township, Precinct 1	905	250	49	35	71.43%	14	28.57%	0	0.00%
Newton Township, Precinct 1	349	133	29	10	34.48%	19	65.52%	0	0.00%
Portage Township, Precinct 1	790	251	64	39	60.94%	25	39.06%	0	0.00%
St. Ignace Township, Precinct 1	683	134	31	10	32.26%	21	67.74%	0	0.00%
Total	9631	2524	441	251	56.92%	186	42.18%	4	0.91%

Statement of Votes Cast
Mackinac County, MI
2010 Primary
SOVC For Jurisdiction Wide, All Counters, All Races

	D Road Commissioner				
	Reg. Voters	Times Counted	Total Votes	Write-In Votes	
Jurisdiction Wide					
City of Mackinac Island, Precinct 1	696	143	3	3	100.00%
City of St. Ignace, Precinct 1	2094	372	4	4	100.00%
Bois Blanc Township, Precinct 1	112	47	1	1	100.00%
Brevort Township, Precinct 1	527	111	4	4	100.00%
Clark Township, Precinct 1	1780	541	5	5	100.00%
Garfield Township, Precinct 1	791	178	0	0	-
Garfield Township, Precinct 2	175	166	5	5	100.00%
Hendricks Township, Precinct 1	125	38	0	0	-
Hudson Township, Precinct 1	177	42	1	1	100.00%
Marquette Township, Precinct 1	427	118	3	3	100.00%
Moran Township, Precinct 1	905	250	2	2	100.00%
Newton Township, Precinct 1	349	133	3	3	100.00%
Portage Township, Precinct 1	790	251	8	8	100.00%
St. Ignace Township, Precinct 1	683	134	4	4	100.00%
Total	9631	2524	43	43	100.00%

Statement of Votes Cast
Mackinac County, MI
2010 Primary
SOVC For Jurisdiction Wide, All Counters, All Races

	D D1 Commissioner						
	Reg. Voters	Times Counted	Total Votes	Carl L. Frazier (DEM)		Write-In Votes	
Jurisdiction Wide							
City of Mackinac Island, Precinct 1	-	-	-	-	-	-	-
City of St. Ignace, Precinct 1	-	-	-	-	-	-	-
Bois Blanc Township, Precinct 1	-	-	-	-	-	-	-
Brevort Township, Precinct 1	-	-	-	-	-	-	-
Clark Township, Precinct 1	-	-	-	-	-	-	-
Garfield Township, Precinct 1	791	178	22	22	100.00%	0	0.00%
Garfield Township, Precinct 2	175	90	22	22	100.00%	0	0.00%
Hendricks Township, Precinct 1	-	-	-	-	-	-	-
Hudson Township, Precinct 1	-	-	-	-	-	-	-
Marquette Township, Precinct 1	-	-	-	-	-	-	-
Moran Township, Precinct 1	-	-	-	-	-	-	-
Newton Township, Precinct 1	349	133	35	35	100.00%	0	0.00%
Portage Township, Precinct 1	790	251	65	64	98.46%	1	1.54%
St. Ignace Township, Precinct 1	-	-	-	-	-	-	-
Total	2105	652	144	143	99.31%	1	0.69%

Statement of Votes Cast
Mackinac County, MI
2010 Primary
SOVC For Jurisdiction Wide, All Counters, All Races

	D D2 Commissioner						
	Reg. Voters	Times Counted	Total Votes	Lawrence H. Leveille (DEM)		Write-In Votes	
Jurisdiction Wide							
City of Mackinac Island, Precinct 1	-	-	-	-	-	-	-
City of St. Ignace, Precinct 1	-	-	-	-	-	-	-
Bois Blanc Township, Precinct 1	-	-	-	-	-	-	-
Brevort Township, Precinct 1	527	111	28	28	100.00%	0	0.00%
Clark Township, Precinct 1	-	-	-	-	-	-	-
Garfield Township, Precinct 1	-	-	-	-	-	-	-
Garfield Township, Precinct 2	0	76	7	7	100.00%	0	0.00%
Hendricks Township, Precinct 1	125	38	4	4	100.00%	0	0.00%
Hudson Township, Precinct 1	177	42	7	7	100.00%	0	0.00%
Marquette Township, Precinct 1	-	-	-	-	-	-	-
Moran Township, Precinct 1	905	250	55	55	100.00%	0	0.00%
Newton Township, Precinct 1	-	-	-	-	-	-	-
Portage Township, Precinct 1	-	-	-	-	-	-	-
St. Ignace Township, Precinct 1	-	-	-	-	-	-	-
Total	1734	517	101	101	100.00%	0	0.00%

Statement of Votes Cast
Mackinac County, MI
2010 Primary
SOVC For Jurisdiction Wide, All Counters, All Races

	D D3 Commissioner					D D4 Commissioner				
	Reg. Voters	Times Counted	Total Votes	Write-In Votes		Reg. Voters	Times Counted	Total Votes	Write-In Votes	
Jurisdiction Wide										
City of Mackinac Island, Precinct 1	-	-	-	-	-	-	-	-	-	-
City of St. Ignace, Precinct 1	631	77	1	1	100.00%	-	-	-	-	-
Bois Blanc Township, Precinct 1	-	-	-	-	-	-	-	-	-	-
Brevort Township, Precinct 1	-	-	-	-	-	-	-	-	-	-
Clark Township, Precinct 1	228	37	0	0	-	1552	504	6	6	100.00%
Garfield Township, Precinct 1	-	-	-	-	-	-	-	-	-	-
Garfield Township, Precinct 2	-	-	-	-	-	-	-	-	-	-
Hendricks Township, Precinct 1	-	-	-	-	-	-	-	-	-	-
Hudson Township, Precinct 1	-	-	-	-	-	-	-	-	-	-
Marquette Township, Precinct 1	245	53	2	2	100.00%	182	65	1	1	100.00%
Moran Township, Precinct 1	-	-	-	-	-	-	-	-	-	-
Newton Township, Precinct 1	-	-	-	-	-	-	-	-	-	-
Portage Township, Precinct 1	-	-	-	-	-	-	-	-	-	-
St. Ignace Township, Precinct 1	683	134	4	4	100.00%	-	-	-	-	-
Total	1787	301	7	7	100.00%	1734	569	7	7	100.00%

Statement of Votes Cast
Mackinac County, MI
2010 Primary
SOVC For Jurisdiction Wide, All Counters, All Races

	D D5 Commissioner						
	Reg. Voters	Times Counted	Total Votes	Calvin McPhee (DEM)		Write-In Votes	
Jurisdiction Wide							
City of Mackinac Island, Precinct 1	696	143	30	30	100.00%	0	0.00%
City of St. Ignace, Precinct 1	1463	295	57	56	98.25%	1	1.75%
Bois Blanc Township, Precinct 1	112	47	6	6	100.00%	0	0.00%
Brevort Township, Precinct 1	-	-	-	-	-	-	-
Clark Township, Precinct 1	-	-	-	-	-	-	-
Garfield Township, Precinct 1	-	-	-	-	-	-	-
Garfield Township, Precinct 2	-	-	-	-	-	-	-
Hendricks Township, Precinct 1	-	-	-	-	-	-	-
Hudson Township, Precinct 1	-	-	-	-	-	-	-
Marquette Township, Precinct 1	-	-	-	-	-	-	-
Moran Township, Precinct 1	-	-	-	-	-	-	-
Newton Township, Precinct 1	-	-	-	-	-	-	-
Portage Township, Precinct 1	-	-	-	-	-	-	-
St. Ignace Township, Precinct 1	-	-	-	-	-	-	-
Total	2271	485	93	92	98.92%	1	1.08%

Statement of Votes Cast
Mackinac County, MI
2010 Primary
SOVC For Jurisdiction Wide, All Counters, All Races

	D Newton PT Clerk						
	Reg. Voters	Times Counted	Total Votes	Nikki Tremblay (DEM)		Write-In Votes	
Jurisdiction Wide							
City of Mackinac Island, Precinct 1	-	-	-	-	-	-	-
City of St. Ignace, Precinct 1	-	-	-	-	-	-	-
Bois Blanc Township, Precinct 1	-	-	-	-	-	-	-
Brevort Township, Precinct 1	-	-	-	-	-	-	-
Clark Township, Precinct 1	-	-	-	-	-	-	-
Garfield Township, Precinct 1	-	-	-	-	-	-	-
Garfield Township, Precinct 2	-	-	-	-	-	-	-
Hendricks Township, Precinct 1	-	-	-	-	-	-	-
Hudson Township, Precinct 1	-	-	-	-	-	-	-
Marquette Township, Precinct 1	-	-	-	-	-	-	-
Moran Township, Precinct 1	-	-	-	-	-	-	-
Newton Township, Precinct 1	349	133	49	43	87.76%	6	12.24%
Portage Township, Precinct 1	-	-	-	-	-	-	-
St. Ignace Township, Precinct 1	-	-	-	-	-	-	-
Total	349	133	49	43	87.76%	6	12.24%

Statement of Votes Cast
Mackinac County, MI
2010 Primary
SOVC For Jurisdiction Wide, All Counters, All Races

	D Mack Isl Delegate					D St Ignacc Delegate				
	Reg. Voters	Times Counted	Total Votes	Write-In Votes		Reg. Voters	Times Counted	Total Votes	Write-In Votes	
Jurisdiction Wide										
City of Mackinac Island, Precinct 1	696	143	4	4	100.00%	-	-	-	-	-
City of St. Ignace, Precinct 1	-	-	-	-	-	2094	372	15	15	100.00%
Bois Blanc Township, Precinct 1	-	-	-	-	-	-	-	-	-	-
Brevort Township, Precinct 1	-	-	-	-	-	-	-	-	-	-
Clark Township, Precinct 1	-	-	-	-	-	-	-	-	-	-
Garfield Township, Precinct 1	-	-	-	-	-	-	-	-	-	-
Garfield Township, Precinct 2	-	-	-	-	-	-	-	-	-	-
Hendricks Township, Precinct 1	-	-	-	-	-	-	-	-	-	-
Hudson Township, Precinct 1	-	-	-	-	-	-	-	-	-	-
Marquette Township, Precinct 1	-	-	-	-	-	-	-	-	-	-
Moran Township, Precinct 1	-	-	-	-	-	-	-	-	-	-
Newton Township, Precinct 1	-	-	-	-	-	-	-	-	-	-
Portage Township, Precinct 1	-	-	-	-	-	-	-	-	-	-
St. Ignace Township, Precinct 1	-	-	-	-	-	-	-	-	-	-
Total	696	143	4	4	100.00%	2094	372	15	15	100.00%

Statement of Votes Cast
Mackinac County, MI
2010 Primary
SOVC For Jurisdiction Wide, All Counters, All Races

	D Bois Blanc Delegate					D Brevort Delegate				
	Reg. Voters	Times Counted	Total Votes	Write-In Votes		Reg. Voters	Times Counted	Total Votes	Write-In Votes	
Jurisdiction Wide										
City of Mackinac Island, Precinct 1	-	-	-	-	-	-	-	-	-	-
City of St. Ignace, Precinct 1	-	-	-	-	-	-	-	-	-	-
Bois Blanc Township, Precinct 1	112	47	3	3	100.00%	-	-	-	-	-
Brevort Township, Precinct 1	-	-	-	-	-	527	111	8	8	100.00%
Clark Township, Precinct 1	-	-	-	-	-	-	-	-	-	-
Garfield Township, Precinct 1	-	-	-	-	-	-	-	-	-	-
Garfield Township, Precinct 2	-	-	-	-	-	-	-	-	-	-
Hendricks Township, Precinct 1	-	-	-	-	-	-	-	-	-	-
Hudson Township, Precinct 1	-	-	-	-	-	-	-	-	-	-
Marquette Township, Precinct 1	-	-	-	-	-	-	-	-	-	-
Moran Township, Precinct 1	-	-	-	-	-	-	-	-	-	-
Newton Township, Precinct 1	-	-	-	-	-	-	-	-	-	-
Portage Township, Precinct 1	-	-	-	-	-	-	-	-	-	-
St. Ignace Township, Precinct 1	-	-	-	-	-	-	-	-	-	-
Total	112	47	3	3	100.00%	527	111	8	8	100.00%

Statement of Votes Cast
Mackinac County, MI
2010 Primary
SOVC For Jurisdiction Wide, All Counters, All Races

	D Clark Delegate					D Garfield I Delegate				
	Reg. Voters	Times Counted	Total Votes	Write-In Votes		Reg. Voters	Times Counted	Total Votes	Write-In Votes	
Jurisdiction Wide										
City of Mackinac Island, Precinct 1	-	-	-	-	-	-	-	-	-	-
City of St. Ignace, Precinct 1	-	-	-	-	-	-	-	-	-	-
Bois Blanc Township, Precinct 1	-	-	-	-	-	-	-	-	-	-
Brevort Township, Precinct 1	-	-	-	-	-	-	-	-	-	-
Clark Township, Precinct 1	1780	541	8	8	100.00%	-	-	-	-	-
Garfield Township, Precinct 1	-	-	-	-	-	791	178	3	3	100.00%
Garfield Township, Precinct 2	-	-	-	-	-	-	-	-	-	-
Hendricks Township, Precinct 1	-	-	-	-	-	-	-	-	-	-
Hudson Township, Precinct 1	-	-	-	-	-	-	-	-	-	-
Marquette Township, Precinct 1	-	-	-	-	-	-	-	-	-	-
Moran Township, Precinct 1	-	-	-	-	-	-	-	-	-	-
Newton Township, Precinct 1	-	-	-	-	-	-	-	-	-	-
Portage Township, Precinct 1	-	-	-	-	-	-	-	-	-	-
St. Ignace Township, Precinct 1	-	-	-	-	-	-	-	-	-	-
Total	1780	541	8	8	100.00%	791	178	3	3	100.00%

Statement of Votes Cast
Mackinac County, MI
2010 Primary
SOVC For Jurisdiction Wide, All Counters, All Races

	D Garfield 2 Delegate					D Hendricks Delegate				
	Reg. Voters	Times Counted	Total Votes	Write-In Votes		Reg. Voters	Times Counted	Total Votes	Write-In Votes	
Jurisdiction Wide										
City of Mackinac Island, Precinct 1	-	-	-	-	-	-	-	-	-	-
City of St. Ignace, Precinct 1	-	-	-	-	-	-	-	-	-	-
Bois Blanc Township, Precinct 1	-	-	-	-	-	-	-	-	-	-
Brevort Township, Precinct 1	-	-	-	-	-	-	-	-	-	-
Clark Township, Precinct 1	-	-	-	-	-	-	-	-	-	-
Garfield Township, Precinct 1	-	-	-	-	-	-	-	-	-	-
Garfield Township, Precinct 2	175	166	5	5	100.00%	-	-	-	-	-
Hendricks Township, Precinct 1	-	-	-	-	-	125	38	1	1	100.00%
Hudson Township, Precinct 1	-	-	-	-	-	-	-	-	-	-
Marquette Township, Precinct 1	-	-	-	-	-	-	-	-	-	-
Moran Township, Precinct 1	-	-	-	-	-	-	-	-	-	-
Newton Township, Precinct 1	-	-	-	-	-	-	-	-	-	-
Portage Township, Precinct 1	-	-	-	-	-	-	-	-	-	-
St. Ignace Township, Precinct 1	-	-	-	-	-	-	-	-	-	-
Total	175	166	5	5	100.00%	125	38	1	1	100.00%

Statement of Votes Cast
Mackinac County, MI
2010 Primary
SOVC For Jurisdiction Wide, All Counters, All Races

	D Hudson Delegate					D Marquette Delegate				
	Reg. Voters	Times Counted	Total Votes	Write-In Votes		Reg. Voters	Times Counted	Total Votes	Write-In Votes	
Jurisdiction Wide										
City of Mackinac Island, Precinct 1	-	-	-	-	-	-	-	-	-	-
City of St. Ignace, Precinct 1	-	-	-	-	-	-	-	-	-	-
Bois Blanc Township, Precinct 1	-	-	-	-	-	-	-	-	-	-
Brevort Township, Precinct 1	-	-	-	-	-	-	-	-	-	-
Clark Township, Precinct 1	-	-	-	-	-	-	-	-	-	-
Garfield Township, Precinct 1	-	-	-	-	-	-	-	-	-	-
Garfield Township, Precinct 2	-	-	-	-	-	-	-	-	-	-
Hendricks Township, Precinct 1	-	-	-	-	-	-	-	-	-	-
Hudson Township, Precinct 1	177	42	4	4	100.00%	-	-	-	-	-
Marquette Township, Precinct 1	-	-	-	-	-	427	118	4	4	100.00%
Moran Township, Precinct 1	-	-	-	-	-	-	-	-	-	-
Newton Township, Precinct 1	-	-	-	-	-	-	-	-	-	-
Portage Township, Precinct 1	-	-	-	-	-	-	-	-	-	-
St. Ignace Township, Precinct 1	-	-	-	-	-	-	-	-	-	-
Total	177	42	4	4	100.00%	427	118	4	4	100.00%

Statement of Votes Cast
Mackinac County, MI
2010 Primary
SOVC For Jurisdiction Wide, All Counters, All Races

	D Moran Delegate				D Newton Delegate			
	Reg. Voters	Times Counted	Total Votes	Write-In Votes	Reg. Voters	Times Counted	Total Votes	Write-In Votes
Jurisdiction Wide								
City of Mackinac Island, Precinct 1	-	-	-	-	-	-	-	-
City of St. Ignace, Precinct 1	-	-	-	-	-	-	-	-
Bois Blanc Township, Precinct 1	-	-	-	-	-	-	-	-
Brevort Township, Precinct 1	-	-	-	-	-	-	-	-
Clark Township, Precinct 1	-	-	-	-	-	-	-	-
Garfield Township, Precinct 1	-	-	-	-	-	-	-	-
Garfield Township, Precinct 2	-	-	-	-	-	-	-	-
Hendricks Township, Precinct 1	-	-	-	-	-	-	-	-
Hudson Township, Precinct 1	-	-	-	-	-	-	-	-
Marquette Township, Precinct 1	-	-	-	-	-	-	-	-
Moran Township, Precinct 1	905	250	0	0	-	-	-	-
Newton Township, Precinct 1	-	-	-	-	349	133	0	0
Portage Township, Precinct 1	-	-	-	-	-	-	-	-
St. Ignace Township, Precinct 1	-	-	-	-	-	-	-	-
Total	905	250	0	0	349	133	0	0

Statement of Votes Cast
Mackinac County, MI
2010 Primary
SOVC For Jurisdiction Wide, All Counters, All Races

	D Portage Delegate					D St Ignace Delegate				
	Reg. Voters	Times Counted	Total Votes	Write-In Votes		Reg. Voters	Times Counted	Total Votes	Write-In Votes	
Jurisdiction Wide										
City of Mackinac Island, Precinct 1	-	-	-	-	-	-	-	-	-	-
City of St. Ignace, Precinct 1	-	-	-	-	-	-	-	-	-	-
Bois Blanc Township, Precinct 1	-	-	-	-	-	-	-	-	-	-
Brevort Township, Precinct 1	-	-	-	-	-	-	-	-	-	-
Clark Township, Precinct 1	-	-	-	-	-	-	-	-	-	-
Garfield Township, Precinct 1	-	-	-	-	-	-	-	-	-	-
Garfield Township, Precinct 2	-	-	-	-	-	-	-	-	-	-
Hendricks Township, Precinct 1	-	-	-	-	-	-	-	-	-	-
Hudson Township, Precinct 1	-	-	-	-	-	-	-	-	-	-
Marquette Township, Precinct 1	-	-	-	-	-	-	-	-	-	-
Moran Township, Precinct 1	-	-	-	-	-	-	-	-	-	-
Newton Township, Precinct 1	-	-	-	-	-	-	-	-	-	-
Portage Township, Precinct 1	790	251	13	13	100.00%	-	-	-	-	-
St. Ignace Township, Precinct 1	-	-	-	-	-	683	134	10	10	100.00%
Total	790	251	13	13	100.00%	683	134	10	10	100.00%

Statement of Votes Cast
Mackinac County, MI
2010 Primary
SOVC For Jurisdiction Wide, All Counters, All Races

County Prop

	Reg. Voters	Times Counted	Total Votes	YES		NO	
Jurisdiction Wide							
City of Mackinac Island, Precinct 1	696	143	104	71	68.27%	33	31.73%
City of St. Ignace, Precinct 1	2094	372	324	160	49.38%	164	50.62%
Bois Blanc Township, Precinct 1	112	47	40	20	50.00%	20	50.00%
Brevort Township, Precinct 1	527	111	89	41	46.07%	48	53.93%
Clark Township, Precinct 1	1780	541	406	246	60.59%	160	39.41%
Garfield Township, Precinct 1	791	178	141	66	46.81%	75	53.19%
Garfield Township, Precinct 2	175	166	139	73	52.52%	66	47.48%
Hendricks Township, Precinct 1	125	38	31	20	64.52%	11	35.48%
Hudson Township, Precinct 1	177	42	35	13	37.14%	22	62.86%
Marquette Township, Precinct 1	427	118	99	62	62.63%	37	37.37%
Moran Township, Precinct 1	905	250	212	119	56.13%	93	43.87%
Newton Township, Precinct 1	349	133	105	54	51.43%	51	48.57%
Portage Township, Precinct 1	790	251	228	101	44.30%	127	55.70%
St. Ignace Township, Precinct 1	683	134	115	62	53.91%	53	46.09%
Total	9631	2524	2068	1108	53.58%	960	46.42%

Statement of Votes Cast
Mackinac County, MI
2010 Primary
SOVC For Jurisdiction Wide, All Counters, All Races

	Bois Blanc Gen Fund						
	Reg. Voters	Times Counted	Total Votes	YES		NO	
Jurisdiction Wide							
City of Mackinac Island, Precinct 1	-	-	-	-	-	-	-
City of St. Ignace, Precinct 1	-	-	-	-	-	-	-
Bois Blanc Township, Precinct 1	112	47	44	28	63.64%	16	36.36%
Brevort Township, Precinct 1	-	-	-	-	-	-	-
Clark Township, Precinct 1	-	-	-	-	-	-	-
Garfield Township, Precinct 1	-	-	-	-	-	-	-
Garfield Township, Precinct 2	-	-	-	-	-	-	-
Hendricks Township, Precinct 1	-	-	-	-	-	-	-
Hudson Township, Precinct 1	-	-	-	-	-	-	-
Marquette Township, Precinct 1	-	-	-	-	-	-	-
Moran Township, Precinct 1	-	-	-	-	-	-	-
Newton Township, Precinct 1	-	-	-	-	-	-	-
Portage Township, Precinct 1	-	-	-	-	-	-	-
St. Ignace Township, Precinct 1	-	-	-	-	-	-	-
Total	112	47	44	28	63.64%	16	36.36%

Statement of Votes Cast
Mackinac County, MI
2010 Primary
SOVC For Jurisdiction Wide, All Counters, All Races

	Bois Blanc Airport						
	Reg. Voters	Times Counted	Total Votes	YES		NO	
Jurisdiction Wide							
City of Mackinac Island, Precinct 1	-	-	-	-	-	-	-
City of St. Ignace, Precinct 1	-	-	-	-	-	-	-
Bois Blanc Township, Precinct 1	112	47	44	26	59.09%	18	40.91%
Brevort Township, Precinct 1	-	-	-	-	-	-	-
Clark Township, Precinct 1	-	-	-	-	-	-	-
Garfield Township, Precinct 1	-	-	-	-	-	-	-
Garfield Township, Precinct 2	-	-	-	-	-	-	-
Hendricks Township, Precinct 1	-	-	-	-	-	-	-
Hudson Township, Precinct 1	-	-	-	-	-	-	-
Marquette Township, Precinct 1	-	-	-	-	-	-	-
Moran Township, Precinct 1	-	-	-	-	-	-	-
Newton Township, Precinct 1	-	-	-	-	-	-	-
Portage Township, Precinct 1	-	-	-	-	-	-	-
St. Ignace Township, Precinct 1	-	-	-	-	-	-	-
Total	112	47	44	26	59.09%	18	40.91%

Statement of Votes Cast
Mackinac County, MI
2010 Primary
SOVC For Jurisdiction Wide, All Counters, All Races

	Bois Blanc Twp Dock						
	Reg. Voters	Times Counted	Total Votes	YES		NO	
Jurisdiction Wide							
City of Mackinac Island, Precinct 1	-	-	-	-	-	-	-
City of St. Ignace, Precinct 1	-	-	-	-	-	-	-
Bois Blanc Township, Precinct 1	112	47	45	29	64.44%	16	35.56%
Brevort Township, Precinct 1	-	-	-	-	-	-	-
Clark Township, Precinct 1	-	-	-	-	-	-	-
Garfield Township, Precinct 1	-	-	-	-	-	-	-
Garfield Township, Precinct 2	-	-	-	-	-	-	-
Hendricks Township, Precinct 1	-	-	-	-	-	-	-
Hudson Township, Precinct 1	-	-	-	-	-	-	-
Marquette Township, Precinct 1	-	-	-	-	-	-	-
Moran Township, Precinct 1	-	-	-	-	-	-	-
Newton Township, Precinct 1	-	-	-	-	-	-	-
Portage Township, Precinct 1	-	-	-	-	-	-	-
St. Ignace Township, Precinct 1	-	-	-	-	-	-	-
Total	112	47	45	29	64.44%	16	35.56%

Statement of Votes Cast
Mackinac County, MI
2010 Primary
SOVC For Jurisdiction Wide, All Counters, All Races

	Clark Road Prop						
	Reg. Voters	Times Counted	Total Votes	YES		NO	
Jurisdiction Wide							
City of Mackinac Island, Precinct 1	-	-	-	-	-	-	-
City of St. Ignace, Precinct 1	-	-	-	-	-	-	-
Bois Blanc Township, Precinct 1	-	-	-	-	-	-	-
Brevort Township, Precinct 1	-	-	-	-	-	-	-
Clark Township, Precinct 1	1780	541	451	315	69.84%	136	30.16%
Garfield Township, Precinct 1	-	-	-	-	-	-	-
Garfield Township, Precinct 2	-	-	-	-	-	-	-
Hendricks Township, Precinct 1	-	-	-	-	-	-	-
Hudson Township, Precinct 1	-	-	-	-	-	-	-
Marquette Township, Precinct 1	-	-	-	-	-	-	-
Moran Township, Precinct 1	-	-	-	-	-	-	-
Newton Township, Precinct 1	-	-	-	-	-	-	-
Portage Township, Precinct 1	-	-	-	-	-	-	-
St. Ignace Township, Precinct 1	-	-	-	-	-	-	-
Total	1780	541	451	315	69.84%	136	30.16%

Statement of Votes Cast
Mackinac County, MI
2010 Primary
SOVC For Jurisdiction Wide, All Counters, All Races

	Moran Recreation						
	Reg. Voters	Times Counted	Total Votes	YES		NO	
Jurisdiction Wide							
City of Mackinac Island, Precinct 1	-	-	-	-	-	-	-
City of St. Ignace, Precinct 1	-	-	-	-	-	-	-
Bois Blanc Township, Precinct 1	-	-	-	-	-	-	-
Brevort Township, Precinct 1	-	-	-	-	-	-	-
Clark Township, Precinct 1	-	-	-	-	-	-	-
Garfield Township, Precinct 1	-	-	-	-	-	-	-
Garfield Township, Precinct 2	-	-	-	-	-	-	-
Hendricks Township, Precinct 1	-	-	-	-	-	-	-
Hudson Township, Precinct 1	-	-	-	-	-	-	-
Marquette Township, Precinct 1	-	-	-	-	-	-	-
Moran Township, Precinct 1	905	250	214	107	50.00%	107	50.00%
Newton Township, Precinct 1	-	-	-	-	-	-	-
Portage Township, Precinct 1	-	-	-	-	-	-	-
St. Ignace Township, Precinct 1	-	-	-	-	-	-	-
Total	905	250	214	107	50.00%	107	50.00%

Statement of Votes Cast
Mackinac County, MI
2010 Primary
SOVC For Jurisdiction Wide, All Counters, All Races

	Newton Fire Prop						
	Reg. Voters	Times Counted	Total Votes	YES		NO	
Jurisdiction Wide							
City of Mackinac Island, Precinct 1	-	-	-	-	-	-	-
City of St. Ignace, Precinct 1	-	-	-	-	-	-	-
Bois Blanc Township, Precinct 1	-	-	-	-	-	-	-
Brevort Township, Precinct 1	-	-	-	-	-	-	-
Clark Township, Precinct 1	-	-	-	-	-	-	-
Garfield Township, Precinct 1	-	-	-	-	-	-	-
Garfield Township, Precinct 2	-	-	-	-	-	-	-
Hendricks Township, Precinct 1	-	-	-	-	-	-	-
Hudson Township, Precinct 1	-	-	-	-	-	-	-
Marquette Township, Precinct 1	-	-	-	-	-	-	-
Moran Township, Precinct 1	-	-	-	-	-	-	-
Newton Township, Precinct 1	349	133	119	71	59.66%	48	40.34%
Portage Township, Precinct 1	-	-	-	-	-	-	-
St. Ignace Township, Precinct 1	-	-	-	-	-	-	-
Total	349	133	119	71	59.66%	48	40.34%

Statement of Votes Cast
Mackinac County, MI
2010 Primary
SOVC For Jurisdiction Wide, All Counters, All Races

	Newton Road Prop						
	Reg. Voters	Times Counted	Total Votes	YES		NO	
Jurisdiction Wide							
City of Mackinac Island, Precinct 1	-	-	-	-	-	-	-
City of St. Ignace, Precinct 1	-	-	-	-	-	-	-
Bois Blanc Township, Precinct 1	-	-	-	-	-	-	-
Brevort Township, Precinct 1	-	-	-	-	-	-	-
Clark Township, Precinct 1	-	-	-	-	-	-	-
Garfield Township, Precinct 1	-	-	-	-	-	-	-
Garfield Township, Precinct 2	-	-	-	-	-	-	-
Hendricks Township, Precinct 1	-	-	-	-	-	-	-
Hudson Township, Precinct 1	-	-	-	-	-	-	-
Marquette Township, Precinct 1	-	-	-	-	-	-	-
Moran Township, Precinct 1	-	-	-	-	-	-	-
Newton Township, Precinct 1	349	133	121	82	67.77%	39	32.23%
Portage Township, Precinct 1	-	-	-	-	-	-	-
St. Ignace Township, Precinct 1	-	-	-	-	-	-	-
Total	349	133	121	82	67.77%	39	32.23%

Statement of Votes Cast
Mackinac County, MI
2010 Primary
SOVC For Jurisdiction Wide, All Counters, All Races

	Engadine Sch Prop						
	Reg. Voters	Times Counted	Total Votes	YES		NO	
Jurisdiction Wide							
City of Mackinac Island, Precinct 1	-	-	-	-	-	-	-
City of St. Ignace, Precinct 1	-	-	-	-	-	-	-
Bois Blanc Township, Precinct 1	-	-	-	-	-	-	-
Brevort Township, Precinct 1	-	-	-	-	-	-	-
Clark Township, Precinct 1	-	-	-	-	-	-	-
Garfield Township, Precinct 1	791	178	155	81	52.26%	74	47.74%
Garfield Township, Precinct 2	175	166	141	93	65.96%	48	34.04%
Hendricks Township, Precinct 1	125	38	33	24	72.73%	9	27.27%
Hudson Township, Precinct 1	177	42	37	18	48.65%	19	51.35%
Marquette Township, Precinct 1	-	-	-	-	-	-	-
Moran Township, Precinct 1	-	-	-	-	-	-	-
Newton Township, Precinct 1	349	133	122	60	49.18%	62	50.82%
Portage Township, Precinct 1	790	3	0	0	-	0	-
St. Ignace Township, Precinct 1	-	-	-	-	-	-	-
Total	2407	560	488	276	56.56%	212	43.44%

THE WHOLE NUMBER OF VOTES GIVEN: R Governor
WAS 1870 (OF WHICH)

Mike Bouchard (REP)	RECEIVED	159
Mike Cox (REP)	RECEIVED	492
Tom George (REP)	RECEIVED	23
Pete Hoekstra (REP)	RECEIVED	478
Rick Snyder (REP)	RECEIVED	718
Write-In Votes	RECEIVED	0

THE WHOLE NUMBER OF VOTES GIVEN: R D1 Congress
WAS 1760 (OF WHICH)

Jason Allen (REP)	RECEIVED	763
Dan Benishek (REP)	RECEIVED	591
Patrick Donlon (REP)	RECEIVED	55
Linda Goldthorpe (REP)	RECEIVED	206
Don Hooper (REP)	RECEIVED	50
Tom Stillings (REP)	RECEIVED	92
Write-In Votes	RECEIVED	3

THE WHOLE NUMBER OF VOTES GIVEN: R D37 Senator
WAS 1606 (OF WHICH)

Randy Bishop (REP)	RECEIVED	492
Howard Walker (REP)	RECEIVED	1110
Write-In Votes	RECEIVED	4

THE WHOLE NUMBER OF VOTES GIVEN: R D107 Representative
WAS 1705 (OF WHICH)

Frank Foster (REP)	RECEIVED	803
Mike J. Patrick (REP)	RECEIVED	895
Write-In Votes	RECEIVED	7

THE WHOLE NUMBER OF VOTES GIVEN: R Road Commissioner
WAS 1303 (OF WHICH)

Lester R. Livermore (REP)	RECEIVED	1282
Write-In Votes	RECEIVED	21

THE WHOLE NUMBER OF VOTES GIVEN: R D1 Commissioner
WAS 293 (OF WHICH)

Jim Hill (REP)	RECEIVED	291
Write-In Votes	RECEIVED	2

THE WHOLE NUMBER OF VOTES GIVEN: R D2 Commissioner
WAS 14 (OF WHICH)

Write-In Votes	RECEIVED	14

THE WHOLE NUMBER OF VOTES GIVEN: R D3 Commissioner WAS 183 (OF WHICH)

Michael C. Litzner (REP)	RECEIVED	183
Write-In Votes	RECEIVED	0

THE WHOLE NUMBER OF VOTES GIVEN: R D4 Commissioner WAS 371 (OF WHICH)

Diane Patrick (REP)	RECEIVED	366
Write-In Votes	RECEIVED	5

THE WHOLE NUMBER OF VOTES GIVEN: R D5 Commissioner WAS 12 (OF WHICH)

Write-In Votes	RECEIVED	12

THE WHOLE NUMBER OF VOTES GIVEN: R Newton PT Clerk WAS 31 (OF WHICH)

Write-In Votes	RECEIVED	31

THE WHOLE NUMBER OF VOTES GIVEN: R C Mack Isl Delegate WAS 14 (OF WHICH)

Write-In Votes	RECEIVED	14

THE WHOLE NUMBER OF VOTES GIVEN: R C St Ignace Delegate WAS 461 (OF WHICH)

John J. Monville (REP)	RECEIVED	127
Donald P. Gustafson (REP)	RECEIVED	149
Robert L. Winkelman (REP)	RECEIVED	182
Write-In Votes	RECEIVED	3

THE WHOLE NUMBER OF VOTES GIVEN: R Bois Blanc Delegate WAS 1 (OF WHICH)

Write-In Votes	RECEIVED	1

THE WHOLE NUMBER OF VOTES GIVEN: R Brevort Delegate WAS 12 (OF WHICH)

Write-In Votes	RECEIVED	12

THE WHOLE NUMBER OF VOTES GIVEN: R Clark Delegate WAS 34 (OF WHICH)

Write-In Votes	RECEIVED	34

THE WHOLE NUMBER OF VOTES GIVEN: R Garfield 1 Delegate WAS 12 (OF WHICH)

Write-In Votes	RECEIVED	12

THE WHOLE NUMBER OF VOTES GIVEN: R Garfield 2 Delegate WAS 2 (OF WHICH)

Write-In Votes	RECEIVED	2

THE WHOLE NUMBER OF VOTES GIVEN: R Hendricks Delegate WAS 7 (OF WHICH)

Write-In Votes	RECEIVED	7

THE WHOLE NUMBER OF VOTES GIVEN: R Hudson Delegate WAS 6 (OF WHICH)

Write-In Votes	RECEIVED	6

THE WHOLE NUMBER OF VOTES GIVEN: R Marquette Delegate WAS 3 (OF WHICH)

Write-In Votes	RECEIVED	3

THE WHOLE NUMBER OF VOTES GIVEN: R Moran Delegate WAS 15 (OF WHICH)

Write-In Votes	RECEIVED	15

THE WHOLE NUMBER OF VOTES GIVEN: R Newton Delegate WAS 7 (OF WHICH)

Write-In Votes	RECEIVED	7

THE WHOLE NUMBER OF VOTES GIVEN: R Portage Delegate WAS 20 (OF WHICH)

Write-In Votes	RECEIVED	20

THE WHOLE NUMBER OF VOTES GIVEN: R St Ignace Delegate WAS 17 (OF WHICH)

Write-In Votes	RECEIVED	17

THE WHOLE NUMBER OF VOTES GIVEN: D Governor WAS 504 (OF WHICH)

Virg Bernero (DEM)	RECEIVED	241
Andy Dillon (DEM)	RECEIVED	257
Write-In Votes	RECEIVED	6

THE WHOLE NUMBER OF VOTES GIVEN: D D1 Congress WAS 503 (OF WHICH)

Gary McDowell (DEM)	RECEIVED	499
Write-In Votes	RECEIVED	4

THE WHOLE NUMBER OF VOTES GIVEN: D D37 Senator
WAS 454 (OF WHICH)

Bob Carr (DEM)	RECEIVED	449
Write-In Votes	RECEIVED	5

THE WHOLE NUMBER OF VOTES GIVEN: D D107 Representative
WAS 441 (OF WHICH)

Ryan Nelson (DEM)	RECEIVED	251
Richard Timmer (DEM)	RECEIVED	186
Write-In Votes	RECEIVED	4

THE WHOLE NUMBER OF VOTES GIVEN: D Road Commissioner
WAS 43 (OF WHICH)

Write-In Votes	RECEIVED	43

THE WHOLE NUMBER OF VOTES GIVEN: D D1 Commissioner
WAS 144 (OF WHICH)

Carl L. Frazier (DEM)	RECEIVED	143
Write-In Votes	RECEIVED	1

THE WHOLE NUMBER OF VOTES GIVEN: D D2 Commissioner
WAS 101 (OF WHICH)

Lawrence H. Leveille (DEM)	RECEIVED	101
Write-In Votes	RECEIVED	0

THE WHOLE NUMBER OF VOTES GIVEN: D D3 Commissioner
WAS 7 (OF WHICH)

Write-In Votes	RECEIVED	7

THE WHOLE NUMBER OF VOTES GIVEN: D D4 Commissioner
WAS 7 (OF WHICH)

Write-In Votes	RECEIVED	7

THE WHOLE NUMBER OF VOTES GIVEN: D D5 Commissioner
WAS 93 (OF WHICH)

Calvin McPhee (DEM)	RECEIVED	92
Write-In Votes	RECEIVED	1

THE WHOLE NUMBER OF VOTES GIVEN: D Newton PT Clerk
WAS 49 (OF WHICH)

Nikki Tremblay (DEM)	RECEIVED	43

Write-In Votes	RECEIVED	6

THE WHOLE NUMBER OF VOTES GIVEN: D Mack Isl Delegate WAS 4 (OF WHICH)

Write-In Votes	RECEIVED	4

THE WHOLE NUMBER OF VOTES GIVEN: D St Ignace Delegate WAS 15 (OF WHICH)

Write-In Votes	RECEIVED	15

THE WHOLE NUMBER OF VOTES GIVEN: D Bois Blanc Delegate WAS 3 (OF WHICH)

Write-In Votes	RECEIVED	3

THE WHOLE NUMBER OF VOTES GIVEN: D Brevort Delegate WAS 8 (OF WHICH)

Write-In Votes	RECEIVED	8

THE WHOLE NUMBER OF VOTES GIVEN: D Clark Delegate WAS 8 (OF WHICH)

Write-In Votes	RECEIVED	8

THE WHOLE NUMBER OF VOTES GIVEN: D Garfield 1 Delegate WAS 3 (OF WHICH)

Write-In Votes	RECEIVED	3

THE WHOLE NUMBER OF VOTES GIVEN: D Garfield 2 Delegate WAS 5 (OF WHICH)

Write-In Votes	RECEIVED	5

THE WHOLE NUMBER OF VOTES GIVEN: D Hendricks Delegate WAS 1 (OF WHICH)

Write-In Votes	RECEIVED	1

THE WHOLE NUMBER OF VOTES GIVEN: D Hudson Delegate WAS 4 (OF WHICH)

Write-In Votes	RECEIVED	4

THE WHOLE NUMBER OF VOTES GIVEN: D Marquette Delegate WAS 4 (OF WHICH)

Write-In Votes	RECEIVED	4

THE WHOLE NUMBER OF VOTES GIVEN: D Moran Delegate

WAS 0 (OF WHICH)

Write-In Votes	RECEIVED	0

THE WHOLE NUMBER OF VOTES GIVEN: D Newton Delegate
WAS 0 (OF WHICH)

Write-In Votes	RECEIVED	0

THE WHOLE NUMBER OF VOTES GIVEN: D Portage Delegate
WAS 13 (OF WHICH)

Write-In Votes	RECEIVED	13

THE WHOLE NUMBER OF VOTES GIVEN: D St Ignace Delegate
WAS 10 (OF WHICH)

Write-In Votes	RECEIVED	10

THE WHOLE NUMBER OF VOTES GIVEN: County Prop
WAS 2068 (OF WHICH)

YES	RECEIVED	1108
NO	RECEIVED	960

THE WHOLE NUMBER OF VOTES GIVEN: Bois Blanc Gen Fund
WAS 44 (OF WHICH)

YES	RECEIVED	28
NO	RECEIVED	16

THE WHOLE NUMBER OF VOTES GIVEN: Bois Blanc Airport
WAS 44 (OF WHICH)

YES	RECEIVED	26
NO	RECEIVED	18

THE WHOLE NUMBER OF VOTES GIVEN: Bois Blanc Twp Dock
WAS 45 (OF WHICH)

YES	RECEIVED	29
NO	RECEIVED	16

THE WHOLE NUMBER OF VOTES GIVEN: Clark Road Prop
WAS 451 (OF WHICH)

YES	RECEIVED	315
NO	RECEIVED	136

THE WHOLE NUMBER OF VOTES GIVEN: Moran Recreation
WAS 214 (OF WHICH)

YES	RECEIVED	107

NO	RECEIVED	107

THE WHOLE NUMBER OF VOTES GIVEN: Newton Fire Prop
WAS 119 (OF WHICH)

YES	RECEIVED	71
NO	RECEIVED	48

THE WHOLE NUMBER OF VOTES GIVEN: Newton Road Prop
WAS 121 (OF WHICH)

YES	RECEIVED	82
NO	RECEIVED	39

THE WHOLE NUMBER OF VOTES GIVEN: Engadine Sch Prop
WAS 488 (OF WHICH)

YES	RECEIVED	276
NO	RECEIVED	212

In Witness Whereof, We have hereunto set our hands and affixed the Seal of the County of Mackinac this 4th day of August, 2010.

Geraldine Huyck
Chairman

William L. Paul

John J. Monroe

Dorothy Paquin

Attest: Mary Kay Tomley
Clerk of Board of Canvassers

CERTIFICATE OF DETERMINATION

STATE OF MICHIGAN)
) **ss.**
County of Mackinac)

The Board of Canvassers of the County of Mackinac having Ascertained and Canvassed the Votes at the Primary Election, held on Tuesday, the 3rd day of August, 2010.

Do Hereby Certify and Determine

That **Lester R. Livermore** (R) did receive a sufficient number of votes was **nominated** to the office of Road Commission.

That **Jim Hill** (R) did receive a sufficient number of votes was **nominated** to the office of Dist.1 County Commissioner.

That **Carl L. Frazier** (D) did receive a sufficient number of votes was **nominated** to the office of Dist.1 County Commissioner.

That **Lawrence Leveille** (D) did receive a sufficient number of votes was **nominated** to the office of Dist.2 County Commissioner.

That **Michael C. Litzner** (R) did receive a sufficient number of votes was **nominated** to the office of Dist.3 County Commissioner.

That **Diane Patrick** (R) did receive a sufficient number of votes was **nominated** to the office of Dist.4 County Commissioner.

That **Calvin McPhee** (D) did receive a sufficient number of votes was **nominated** to the office of Dist.5 County Commissioner.

That **Nikki Tremblay** (D) did receive a sufficient number of votes was **nominated** to the office of Newton Twp. Clerk.

That the **County Proposition** did receive a sufficient number of votes was **passed.**

That the **Bois Blanc Twp. General Fund Proposition** did receive a sufficient number of votes was **passed.**

That the **Bois Blanc Twp. Airport Proposition** did receive a sufficient number of votes was **passed.**

That the **Bois Blanc Twp. Dock Proposition** did receive a sufficient number of votes was **passed.**

That the **Clark Twp. Road Proposition** did receive a sufficient number of votes was **passed.**

That **Morau Twp. Recreation Proposition** did **not** receive a sufficient number of votes did **not pass.**

That the **Newton Twp. Fire Proposition** did receive a sufficient number of votes was **passed.**

That the **Newton Twp. Road Proposition** did receive a sufficient number of votes was **passed.**

That the **Engadine Area Schools Proposition** did receive a sufficient number of votes was **passed.**

In Witness Whereof, We have hereunto set our hands and affixed the Seal of the County of Mackinac this 11th day of August, 2010.

Chairman

Attest:

Clerk of Board of Canvassers

Chairman of Board of Canvassers

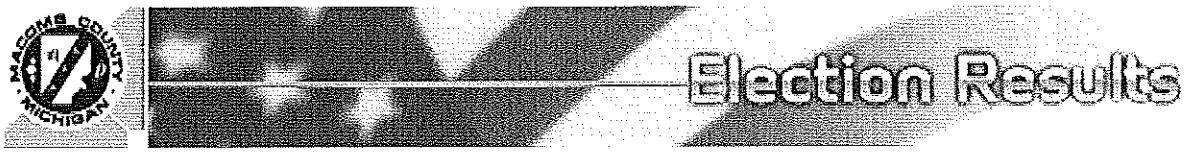

Governor

One 4-year term

Official results, updated **August 12, 8:11 AM**

Race List | **Race Summary** | Race Details | Race Details (Printer Friendly)

Republican Party

362 of 362 (**100.0%**) precincts reporting

Rick **Snyder**	REP	33,080	39.2%
Mike **Cox**	REP	17,697	21.0%
Pete **Hoekstra**	REP	17,264	20.5%
Mike **Bouchard**	REP	15,127	17.9%
Tom **George**	REP	1,164	1.4%

Democratic Party

362 of 362 (**100.0%**) precincts reporting

Virg **Bernero**	DEM	27,049	53.2%
Andy **Dillon**	DEM	23,793	46.8%

These same results may also be obtained via:
> Election Telephone Hotline: 586.469.5209

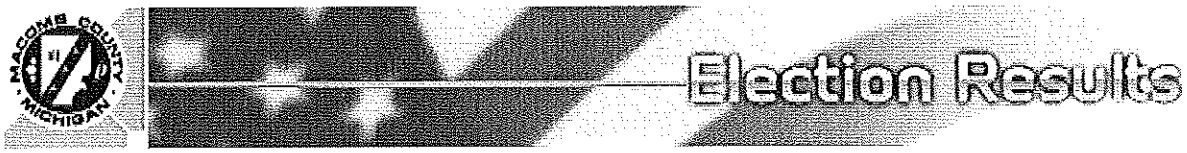

Representative in Congress

10th District

One 2-year term

Official results, updated **August 12, 8:11 AM**

Race List | **Race Summary** | Race Details | Race Details (Printer Friendly)

Republican Party				
165 of 165 (**100.0%**) precincts reporting				
Candice S. **Miller**	REP	41,300	100.0%	

Democratic Party				
165 of 165 (**100.0%**) precincts reporting				
Henry **Yanez**	DEM	13,259	100.0%	

These same results may also be obtained via:
> Election Telephone Hotline: 586.469.5209

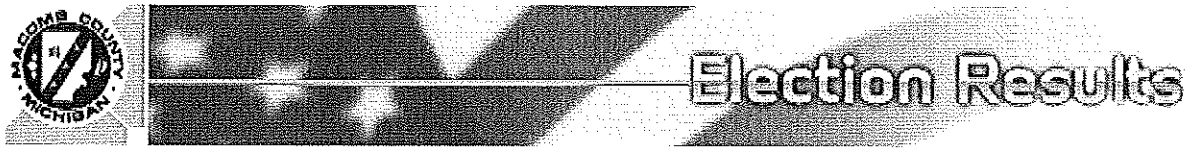

Representative in Congress

12th District

One 2-year term

Official results, updated **August 12, 8:11 AM**

Race List | **Race Summary** | Race Details | Race Details (Printer Friendly)

Republican Party			
197 of 197 (**100.0%**) precincts reporting			
Don **Volaric**	REP	27,369	100.0%

Democratic Party			
197 of 197 (**100.0%**) precincts reporting			
Sander **Levin**	DEM	23,795	67.5%
Michael **Switalski**	DEM	11,482	32.5%

These same results may also be obtained via:
> Election Telephone Hotline: 586.469.5209



State Senator

9th District

One 4-year term

Official results, updated **August 12, 8:11 AM**

Race List | **Race Summary** | Race Details | Race Details (Printer Friendly)

Republican Party			
108 of 108 (**100.0%**) precincts reporting			
Michael **Ennis**	REP	10,194	63.4%
John P. **Vostoris**	REP	5,875	36.6%

Democratic Party			
108 of 108 (**100.0%**) precincts reporting			
Steven **Bieda**	DEM	12,411	64.1%
Frank **Accavitti Jr.**	DEM	6,945	35.9%

These same results may also be obtained via:
> Election Telephone Hotline: 586.469.5209



State Senator

10th District

One 4-year term

Official results, updated **August 12, 8:11 AM**

Race List | **Race Summary** | Race Details | Race Details (Printer Friendly)

Republican Party				
121 of 121 (**100.0%**) precincts reporting				
Tory **Rocca**	REP	19,285	100.0%	

Democratic Party				
121 of 121 (**100.0%**) precincts reporting				
Paul **Gieleghem**	DEM	8,685	50.6%	
Carl J. **Marlinga**	DEM	8,487	49.4%	

These same results may also be obtained via:
> Election Telephone Hotline: 586.469.5209

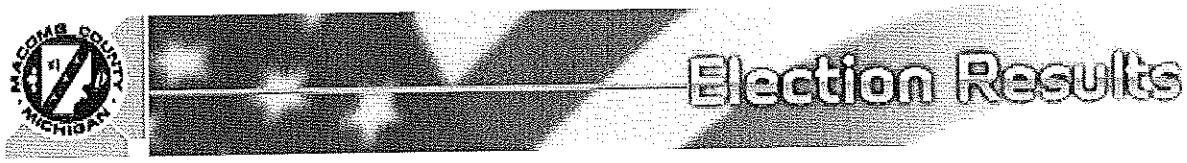

State Senator

11th District

One 4-year term

Official results, updated **August 12, 8:11 AM**

Race List | **Race Summary** | Race Details | Race Details (Printer Friendly)

Republican Party

133 of 133 (**100.0%**) precincts reporting

Jack **Brandenburg**	REP	13,562	37.8%
Leon **Drolet**	REP	10,067	28.1%
Kim **Meltzer**	REP	9,809	27.4%
Colleen **Saputo**	REP	2,395	6.7%

Democratic Party

133 of 133 (**100.0%**) precincts reporting

Jim **Ayres**	DEM	7,338	68.1%
Jonathan **Garstka**	DEM	3,433	31.9%

These same results may also be obtained via:
> Election Telephone Hotline: 586.469.5209

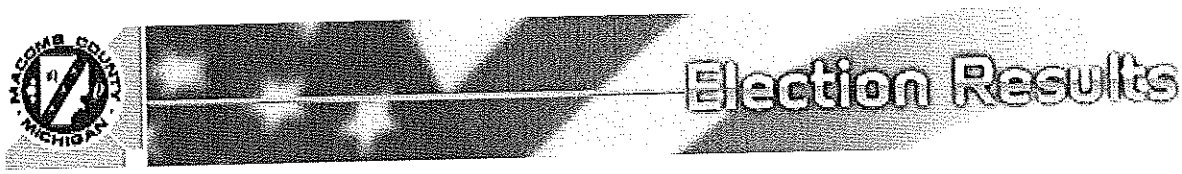

Representative in State Legislature

24th District

One 2-year term

Official results, updated **August 12, 8:11 AM**

Race List | **Race Summary** | Race Details | Race Details (Printer Friendly)

Republican Party				
35 of 35 (**100.0%**) precincts reporting				
Anthony G. **Forlini**	REP	5,671	61.0%	
Jan **Jorgensen**	REP	3,631	39.0%	

Democratic Party				
35 of 35 (**100.0%**) precincts reporting				
Sarah **Roberts**	DEM	6,227	100.0%	

These same results may also be obtained via:
> Election Telephone Hotline: 586.469.5209

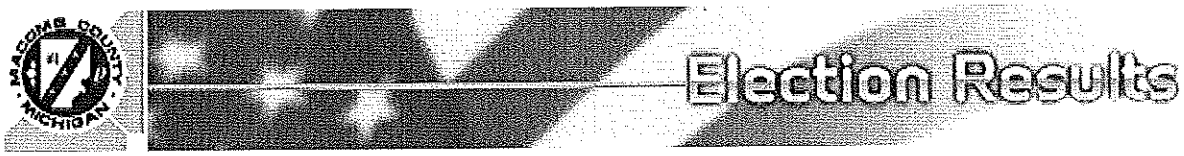

Representative in State Legislature

25th District

One 2-year term

Official results, updated **August 12, 8:11 AM**

Race List | **Race Summary** | Race Details | Race Details (Printer Friendly)

Republican Party				
36 of 36 (**100.0%**) precincts reporting				
Sean **Clark**	REP	5,949	100.0%	

Democratic Party				
36 of 36 (**100.0%**) precincts reporting				
Jon M. **Switalski**	DEM	6,278	100.0%	

These same results may also be obtained via:
> Election Telephone Hotline: 586.469.5209



Representative in State Legislature

28th District

One 2-year term

Official results, updated **August 12, 8:11 AM**

Race List | **Race Summary** | Race Details | Race Details (Printer Friendly)

Republican Party			
41 of 41 (**100.0%**) precincts reporting			
Marc **Goodson**	REP	3,852	100.0%

Democratic Party			
41 of 41 (**100.0%**) precincts reporting			
Lesia **Liss**	DEM	4,953	84.4%
Syed **Rob**	DEM	917	15.6%

These same results may also be obtained via:
> Election Telephone Hotline: 586.469.5209



Representative in State Legislature

30th District

One 2-year term

Official results, updated **August 12, 8:11 AM**

Race List | **Race Summary** | Race Details | Race Details (Printer Friendly)

Republican Party			
41 of 41 (100.0%) precincts reporting			
Jeff **Farrington**	REP	3,815	42.9%
David **Bocek**	REP	2,854	32.1%
Michael **Shallal**	REP	2,214	24.9%

Democratic Party			
41 of 41 (100.0%) precincts reporting			
Ken **Lampar**	DEM	3,104	72.6%
Grant E. **Hughes**	DEM	1,169	27.4%

These same results may also be obtained via:
> Election Telephone Hotline: 586.469.5209



Representative in State Legislature

31st District

One 2-year term

Official results, updated **August 12, 8:11 AM**

Race List | **Race Summary** | Race Details | Race Details (Printer Friendly)

Republican Party			
43 of 43 (**100.0%**) precincts reporting			
Dan **Tollis**	REP	2,066	37.3%
Lynn **Evans**	REP	1,741	31.4%
Leo J. **Melise**	REP	1,238	22.3%
John B. **Horton**	REP	501	9.0%

Democratic Party			
43 of 43 (**100.0%**) precincts reporting			
Marilyn **Lane**	DEM	4,111	74.3%
Jim **Shamaly**	DEM	1,423	25.7%

These same results may also be obtained via:
> Election Telephone Hotline: 586.469.5209



Representative in State Legislature

32nd District

One 2-year term

Official results, updated **August 12, 8:11 AM**

Race List | **Race Summary** | Race Details | Race Details (Printer Friendly)

Republican Party			
36 of 36 (**100.0%**) precincts reporting			
David J. **Novak**	REP	2,138	30.9%
Andrea **LaFontaine**	REP	2,121	30.6%
Michael **Shmina**	REP	1,755	25.3%
Galen **Johnson**	REP	912	13.2%

Democratic Party			
36 of 36 (**100.0%**) precincts reporting			
Jennifer **Haase**	DEM	3,161	100.0%

These same results may also be obtained via:
> Election Telephone Hotline: 586.469.5209



Representative in State Legislature

33rd District

One 2-year term

Official results, updated **August 12, 8:11 AM**

Race List | **Race Summary** | Race Details | Race Details (Printer Friendly)

Republican Party			
53 of 53 (100.0%) precincts reporting			
Ken **Goike**	REP	2,817	24.4%
Gina **Bucci**	REP	2,564	22.2%
Pete **Vitale**	REP	2,363	20.5%
Frank **Cusumano**	REP	1,613	14.0%
Giuseppe A. **Biondo**	REP	1,434	12.4%
James A. **Santilli Jr.**	REP	744	6.4%

Democratic Party			
53 of 53 (100.0%) precincts reporting			
Andrew **Prasiloski**	DEM	4,501	100.0%

These same results may also be obtained via:
> Election Telephone Hotline: 586.469.5209



Representative in State Legislature

36th District

One 2-year term

Official results, updated **August 12, 8:11 AM**

Race List | **Race Summary** | Race Details | Race Details (Printer Friendly)

Republican Party			
42 of 42 (**100.0%**) precincts reporting			
Pete **Lund**	REP	10,868	79.9%
Sebastian **Previti**	REP	1,579	11.6%
Brian **Senia**	REP	1,163	8.5%

Democratic Party			
42 of 42 (**100.0%**) precincts reporting			
Robert **Murphy**	DEM	2,007	56.7%
James C. **Winne**	DEM	1,535	43.3%

These same results may also be obtained via:
> Election Telephone Hotline: 586.469.5209

Election Results

Representative in State Legislature

42nd District

One 2-year term

Official results, updated **August 12, 8:11 AM**

Race List | **Race Summary** | Race Details | Race Details (Printer Friendly)

Republican Party			
36 of 36 (**100.0%**) precincts reporting			
Stuart K. **Jason**	REP	3,652	100.0%

Democratic Party			
36 of 36 (**100.0%**) precincts reporting			
Harold L. **Haugh**	DEM	5,616	100.0%

These same results may also be obtained via:
> Election Telephone Hotline: 586.469.5209

MANISTEE COUNTY GOVERNMENT
OFFICIAL CANVASS REPORT - Primary Election - August 3, 2010

CANDIDATE	PRECINCT	POLL BOOK #	NO. OF VOTES	REG. VOTERS	POLLED VOTERS	% OF VOTE
GOVERNOR						
MIKE BOUCHARD						
	ARCADIA TOWNSHIP		2	564	219	38.82%
	BEAR LAKE TOWNSHIP		21	1334	375	28.11%
	BROWN TOWNSHIP		10	579	163	28.15%
	CLEON TOWNSHIP		5	712	105	14.74%
	DICKSON TOWNSHIP		8	769	230	29.90%
	FILER TOWNSHIP		18	1990	487	24.47%
	MANISTEE TOWNSHIP 1B (COMM. DIST. #5)		18	1853	390	21.04%
	MANISTEE TWP AVCB 1B (COMM. DIST. #5)		15	201	201	100.00%
	MAPLE GROVE TOWNSHIP		7	1039	193	18.57%
	MARILLA TOWNSHIP		10	292	122	41.78%
	NORMAN TOWNSHIP		12	1393	361	25.91%
	ONEKAMA TOWNSHIP 1A (COMM. DIST. #1)		29	580	199	34.31%
	PLEASANTON TOWNSHIP		6	694	214	30.83%
	SPRINGDALE TOWNSHIP		7	657	120	18.26%
	STRONACH TOWNSHIP		15	715	176	24.61%
	MANISTEE CITY #1		11	755	164	21.72%
	MANISTEE CITY #2		7	959	165	17.20%
	MANISTEE CITY #3		6	862	162	18.79%
	MANISTEE CITY #4		3	555	46	8.28%
	MANISTEE CITY #5		8	623	104	16.69%
	MANISTEE CITY #6		4	622	85	13.66%
	MANISTEE CITY #7		0	504	47	9.32%
	CITY OF MANISTEE AVCB0		14	0	275	0.00%
		TOTAL:	236	18252	4603	25.21%
MIKE COX						
	ARCADIA TOWNSHIP		33	564	219	38.82%
	BEAR LAKE TOWNSHIP		56	1334	375	28.11%
	BROWN TOWNSHIP		30	579	163	28.15%
	CLEON TOWNSHIP		24	712	105	14.74%
	DICKSON TOWNSHIP		35	769	230	29.90%
	FILER TOWNSHIP		43	1990	487	24.47%

CANDIDATE	PRECINCT	POLL BOOK #	NO. OF VOTES	REG. VOTERS	POLLED VOTERS	% OF VOTE
	MANISTEE TOWNSHIP 1B (COMM. DIST. #5)		44	1853	390	21.04%
	MANISTEE TWP AVCB 1B (COMM. DIST. #5)		31	201	201	100.00%
	MAPLE GROVE TOWNSHIP		33	1039	193	18.57%
	MARILLA TOWNSHIP		25	292	122	41.78%
	NORMAN TOWNSHIP		62	1393	361	25.91%
	ONEKAMA TOWNSHIP 1A (COMM. DIST. #1)		43	580	199	34.31%
	PLEASANTON TOWNSHIP		37	694	214	30.83%
	SPRINGDALE TOWNSHIP		21	657	120	18.26%
	STRONACH TOWNSHIP		27	715	176	24.61%
	MANISTEE CITY #1		14	755	164	21.72%
	MANISTEE CITY #2		11	959	165	17.20%
	MANISTEE CITY #3		11	862	162	18.79%
	MANISTEE CITY #4		4	555	46	8.28%
	MANISTEE CITY #5		16	623	104	16.69%
	MANISTEE CITY #6		10	622	85	13.66%
	MANISTEE CITY #7		2	504	47	9.32%
	CITY OF MANISTEE AVCB0		25	0	275	0.00%
		TOTAL:	637	18252	4603	25.21%
TOM GEORGE						
	ARCADIA TOWNSHIP		0	564	219	38.82%
	BEAR LAKE TOWNSHIP		6	1334	375	28.11%
	BROWN TOWNSHIP		2	579	163	28.15%
	CLEON TOWNSHIP		1	712	105	14.74%
	DICKSON TOWNSHIP		1	769	230	29.90%
	FILER TOWNSHIP		0	1990	487	24.47%
	MANISTEE TOWNSHIP 1B (COMM. DIST. #5)		5	1853	390	21.04%
	MANISTEE TWP AVCB 1B (COMM. DIST. #5)		1	201	201	100.00%
	MAPLE GROVE TOWNSHIP		1	1039	193	18.57%
	MARILLA TOWNSHIP		1	292	122	41.78%
	NORMAN TOWNSHIP		1	1393	361	25.91%
	ONEKAMA TOWNSHIP 1A (COMM. DIST. #1)		3	580	199	34.31%
	PLEASANTON TOWNSHIP		4	694	214	30.83%
	SPRINGDALE TOWNSHIP		0	657	120	18.26%
	STRONACH TOWNSHIP		1	715	176	24.61%

CANDIDATE	PRECINCT	POLL BOOK #	NO. OF VOTES	REG. VOTERS	POLLED VOTERS	% OF VOTE
	MANISTEE CITY #1		1	755	164	21.72%
	MANISTEE CITY #2		2	959	165	17.20%
	MANISTEE CITY #3		0	862	162	18.79%
	MANISTEE CITY #4		0	555	46	8.28%
	MANISTEE CITY #5		1	623	104	16.69%
	MANISTEE CITY #6		1	622	85	13.66%
	MANISTEE CITY #7		0	504	47	9.32%
	CITY OF MANISTEE AVCB0		2	0	275	0.00%
		TOTAL:	34	18252	4603	25.21%
PETE HOEKSTRA						
	ARCADIA TOWNSHIP		74	564	219	38.82%
	BEAR LAKE TOWNSHIP		123	1334	375	28.11%
	BROWN TOWNSHIP		44	579	163	28.15%
	CLEON TOWNSHIP		27	712	105	14.74%
	DICKSON TOWNSHIP		34	769	230	29.90%
	FILER TOWNSHIP		176	1990	487	24.47%
	MANISTEE TOWNSHIP 1B (COMM. DIST. #5)		127	1853	390	21.04%
	MANISTEE TWP AVCB 1B (COMM. DIST. #5)		45	201	201	100.00%
	MAPLE GROVE TOWNSHIP		42	1039	193	18.57%
	MARILLA TOWNSHIP		21	292	122	41.78%
	NORMAN TOWNSHIP		76	1393	361	25.91%
	ONEKAMA TOWNSHIP 1A (COMM. DIST. #1)		131	580	199	34.31%
	PLEASANTON TOWNSHIP		65	694	214	30.83%
	SPRINGDALE TOWNSHIP		35	657	120	18.26%
	STRONACH TOWNSHIP		55	715	176	24.61%
	MANISTEE CITY #1		43	755	164	21.72%
	MANISTEE CITY #2		55	959	165	17.20%
	MANISTEE CITY #3		63	862	162	18.79%
	MANISTEE CITY #4		12	555	46	8.28%
	MANISTEE CITY #5		40	623	104	16.69%
	MANISTEE CITY #6		22	622	85	13.66%
	MANISTEE CITY #7		16	504	47	9.32%
	CITY OF MANISTEE AVCB0		84	0	275	0.00%
		TOTAL:	1410	18252	4603	25.21%

CANDIDATE	PRECINCT	POLL BOOK #	NO. OF VOTES	REG. VOTERS	POLLED VOTERS	% OF VOTE
RICK SNYDER						
	ARCADIA TOWNSHIP		53	564	219	38.82%
	BEAR LAKE TOWNSHIP		102	1334	375	28.11%
	BROWN TOWNSHIP		39	579	163	28.15%
	CLEON TOWNSHIP		19	712	105	14.74%
	DICKSON TOWNSHIP		30	769	230	29.90%
	FILER TOWNSHIP		98	1990	487	24.47%
	MANISTEE TOWNSHIP 1B (COMM. DIST. #5)		115	1853	390	21.04%
	MANISTEE TWP AVCB 1B (COMM. DIST. #5)		34	201	201	100.00%
	MAPLE GROVE TOWNSHIP		49	1039	193	18.57%
	MARILLA TOWNSHIP		39	292	122	41.78%
	NORMAN TOWNSHIP		104	1393	361	25.91%
	ONEKAMA TOWNSHIP 1A (COMM. DIST. #1)		115	580	199	34.31%
	PLEASANTON TOWNSHIP		63	694	214	30.83%
	SPRINGDALE TOWNSHIP		34	657	120	18.26%
	STRONACH TOWNSHIP		39	715	176	24.61%
	MANISTEE CITY #1		51	755	164	21.72%
	MANISTEE CITY #2		32	959	165	17.20%
	MANISTEE CITY #3		37	862	162	18.79%
	MANISTEE CITY #4		12	555	46	8.28%
	MANISTEE CITY #5		20	623	104	16.69%
	MANISTEE CITY #6		15	622	85	13.66%
	MANISTEE CITY #7		9	504	47	9.32%
	CITY OF MANISTEE AVCB0		33	0	275	0.00%
		TOTAL:	1142	18252	4603	25.21%
VIRG BERNERO						
	ARCADIA TOWNSHIP		28	564	219	38.82%
	BEAR LAKE TOWNSHIP		28	1334	375	28.11%
	BROWN TOWNSHIP		20	579	163	28.15%
	CLEON TOWNSHIP		16	712	105	14.74%
	DICKSON TOWNSHIP		38	769	230	29.90%
	FILER TOWNSHIP		70	1990	487	24.47%
	MANISTEE TOWNSHIP 1B (COMM. DIST. #5)		73	1853	390	21.04%
	MANISTEE TWP AVCB 1B (COMM. DIST. #5)		24	201	201	100.00%

CANDIDATE	PRECINCT	POLL BOOK #	NO. OF VOTES	REG. VOTERS	POLLED VOTERS	% OF VOTE
	MAPLE GROVE TOWNSHIP		34	1039	193	18.57%
	MARILLA TOWNSHIP		13	292	122	41.78%
	NORMAN TOWNSHIP		44	1393	361	25.91%
	ONEKAMA TOWNSHIP 1A (COMM. DIST. #1)		36	580	199	34.31%
	PLEASANTON TOWNSHIP		22	694	214	30.83%
	SPRINGDALE TOWNSHIP		8	657	120	18.26%
	STRONACH TOWNSHIP		18	715	176	24.61%
	MANISTEE CITY #1		19	755	164	21.72%
	MANISTEE CITY #2		30	959	165	17.20%
	MANISTEE CITY #3		25	862	162	18.79%
	MANISTEE CITY #4		8	555	46	8.28%
	MANISTEE CITY #5		8	623	104	16.69%
	MANISTEE CITY #6		17	622	85	13.66%
	MANISTEE CITY #7		8	504	47	9.32%
	CITY OF MANISTEE AVCB0		34	0	275	0.00%
		TOTAL:	621	18252	4603	25.21%
ANDY DILLON						
	ARCADIA TOWNSHIP		19	564	219	38.82%
	BEAR LAKE TOWNSHIP		26	1334	375	28.11%
	BROWN TOWNSHIP		12	579	163	28.15%
	CLEON TOWNSHIP		9	712	105	14.74%
	DICKSON TOWNSHIP		56	769	230	29.90%
	FILER TOWNSHIP		57	1990	487	24.47%
	MANISTEE TOWNSHIP 1B (COMM. DIST. #5)		43	1853	390	21.04%
	MANISTEE TWP AVCB 1B (COMM. DIST. #5)		41	201	201	100.00%
	MAPLE GROVE TOWNSHIP		15	1039	193	18.57%
	MARILLA TOWNSHIP		9	292	122	41.78%
	NORMAN TOWNSHIP		39	1393	361	25.91%
	ONEKAMA TOWNSHIP 1A (COMM. DIST. #1)		24	580	199	34.31%
	PLEASANTON TOWNSHIP		11	694	214	30.83%
	SPRINGDALE TOWNSHIP		12	657	120	18.26%
	STRONACH TOWNSHIP		16	715	176	24.61%
	MANISTEE CITY #1		19	755	164	21.72%
	MANISTEE CITY #2		24	959	165	17.20%

CANDIDATE	PRECINCT	POLL BOOK #	NO. OF VOTES	REG. VOTERS	POLLED VOTERS	% OF VOTE
	MANISTEE CITY #3		17	862	162	18.79%
	MANISTEE CITY #4		6	555	46	8.28%
	MANISTEE CITY #5		8	623	104	16.69%
	MANISTEE CITY #6		14	622	85	13.66%
	MANISTEE CITY #7		11	504	47	9.32%
	CITY OF MANISTEE AVCB0		47	0	275	0.00%
		TOTAL:	535	18252	4603	25.21%

REP. IN CONGRESS 2ND DISTRICT

BILL COOPER

	ARCADIA TOWNSHIP		45	564	219	38.82%
	BEAR LAKE TOWNSHIP		64	1334	375	28.11%
	BROWN TOWNSHIP		22	579	163	28.15%
	CLEON TOWNSHIP		15	712	105	14.74%
	DICKSON TOWNSHIP		18	769	230	29.90%
	FILER TOWNSHIP		53	1990	487	24.47%
	MANISTEE TOWNSHIP 1B (COMM. DIST. #5)		71	1853	390	21.04%
	MANISTEE TWP AVCB 1B (COMM. DIST. #5)		15	201	201	100.00%
	MAPLE GROVE TOWNSHIP		27	1039	193	18.57%
	MARILLA TOWNSHIP		13	292	122	41.78%
	NORMAN TOWNSHIP		67	1393	361	25.91%
	ONEKAMA TOWNSHIP 1A (COMM. DIST. #1)		57	580	199	34.31%
	PLEASANTON TOWNSHIP		44	694	214	30.83%
	SPRINGDALE TOWNSHIP		31	657	120	18.26%
	STRONACH TOWNSHIP		53	715	176	24.61%
	MANISTEE CITY #1		14	755	164	21.72%
	MANISTEE CITY #2		20	959	165	17.20%
	MANISTEE CITY #3		24	862	162	18.79%
	MANISTEE CITY #4		9	555	46	8.28%
	MANISTEE CITY #5		20	623	104	16.69%
	MANISTEE CITY #6		6	622	85	13.66%
	MANISTEE CITY #7		7	504	47	9.32%
	CITY OF MANISTEE AVCB0		21	0	275	0.00%
		TOTAL:	716	18252	4603	25.21%

CANDIDATE	PRECINCT	POLL BOOK #	NO. OF VOTES	REG. VOTERS	POLLED VOTERS	% OF VOTE
BILL HUIZENGA						
	ARCADIA TOWNSHIP		24	564	219	38.82%
	BEAR LAKE TOWNSHIP		76	1334	375	28.11%
	BROWN TOWNSHIP		30	579	163	28.15%
	CLEON TOWNSHIP		16	712	105	14.74%
	DICKSON TOWNSHIP		25	769	230	29.90%
	FILER TOWNSHIP		102	1990	487	24.47%
	MANISTEE TOWNSHIP 1B (COMM. DIST. #5)		98	1853	390	21.04%
	MANISTEE TWP AVCB 1B (COMM. DIST. #5)		32	201	201	100.00%
	MAPLE GROVE TOWNSHIP		28	1039	193	18.57%
	MARILLA TOWNSHIP		22	292	122	41.78%
	NORMAN TOWNSHIP		58	1393	361	25.91%
	ONEKAMA TOWNSHIP 1A (COMM. DIST. #1)		61	580	199	34.31%
	PLEASANTON TOWNSHIP		30	694	214	30.83%
	SPRINGDALE TOWNSHIP		18	657	120	18.26%
	STRONACH TOWNSHIP		17	715	176	24.61%
	MANISTEE CITY #1		26	755	164	21.72%
	MANISTEE CITY #2		39	959	165	17.20%
	MANISTEE CITY #3		32	862	162	18.79%
	MANISTEE CITY #4		9	555	46	8.28%
	MANISTEE CITY #5		14	623	104	16.69%
	MANISTEE CITY #6		20	622	85	13.66%
	MANISTEE CITY #7		8	504	47	9.32%
	CITY OF MANISTEE AVCB0		31	0	275	0.00%
		TOTAL:	816	18252	4603	25.21%
WAYNE D. KUIPERS						
	ARCADIA TOWNSHIP		9	564	219	38.82%
	BEAR LAKE TOWNSHIP		18	1334	375	28.11%
	BROWN TOWNSHIP		9	579	163	28.15%
	CLEON TOWNSHIP		5	712	105	14.74%
	DICKSON TOWNSHIP		9	769	230	29.90%
	FILER TOWNSHIP		18	1990	487	24.47%
	MANISTEE TOWNSHIP 1B (COMM. DIST. #5)		10	1853	390	21.04%
	MANISTEE TWP AVCB 1B (COMM. DIST. #5)		3	201	201	100.00%

CANDIDATE	PRECINCT	POLL BOOK #	NO. OF VOTES	REG. VOTERS	POLLED VOTERS	% OF VOTE
	MAPLE GROVE TOWNSHIP		9	1039	193	18.57%
	MARILLA TOWNSHIP		9	292	122	41.78%
	NORMAN TOWNSHIP		20	1393	361	25.91%
	ONEKAMA TOWNSHIP 1A (COMM. DIST. #1)		25	580	199	34.31%
	PLEASANTON TOWNSHIP		14	694	214	30.83%
	SPRINGDALE TOWNSHIP		7	657	120	18.26%
	STRONACH TOWNSHIP		7	715	176	24.61%
	MANISTEE CITY #1		12	755	164	21.72%
	MANISTEE CITY #2		12	959	165	17.20%
	MANISTEE CITY #3		8	862	162	18.79%
	MANISTEE CITY #4		3	555	46	8.28%
	MANISTEE CITY #5		9	623	104	16.69%
	MANISTEE CITY #6		4	622	85	13.66%
	MANISTEE CITY #7		2	504	47	9.32%
	CITY OF MANISTEE AVCB0		21	0	275	0.00%
		TOTAL:	243	18252	4603	25.21%
CHRIS LARSON						
	ARCADIA TOWNSHIP		11	564	219	38.82%
	BEAR LAKE TOWNSHIP		19	1334	375	28.11%
	BROWN TOWNSHIP		4	579	163	28.15%
	CLEON TOWNSHIP		4	712	105	14.74%
	DICKSON TOWNSHIP		8	769	230	29.90%
	FILER TOWNSHIP		10	1990	487	24.47%
	MANISTEE TOWNSHIP 1B (COMM. DIST. #5)		10	1853	390	21.04%
	MANISTEE TWP AVCB 1B (COMM. DIST. #5)		4	201	201	100.00%
	MAPLE GROVE TOWNSHIP		17	1039	193	18.57%
	MARILLA TOWNSHIP		8	292	122	41.78%
	NORMAN TOWNSHIP		20	1393	361	25.91%
	ONEKAMA TOWNSHIP 1A (COMM. DIST. #1)		14	580	199	34.31%
	PLEASANTON TOWNSHIP		3	694	214	30.83%
	SPRINGDALE TOWNSHIP		5	657	120	18.26%
	STRONACH TOWNSHIP		5	715	176	24.61%
	MANISTEE CITY #1		4	755	164	21.72%
	MANISTEE CITY #2		4	959	165	17.20%

CANDIDATE	PRECINCT	POLL BOOK #	NO. OF VOTES	REG. VOTERS	POLLED VOTERS	% OF VOTE
	MANISTEE CITY #3		1	862	162	18.79%
	MANISTEE CITY #4		0	555	46	8.28%
	MANISTEE CITY #5		6	623	104	16.69%
	MANISTEE CITY #6		0	622	85	13.66%
	MANISTEE CITY #7		0	504	47	9.32%
	CITY OF MANISTEE AVCB0		4	0	275	0.00%
		TOTAL:	161	18252	4603	25.21%
FIELD REICHARDT						
	ARCADIA TOWNSHIP		10	564	219	38.82%
	BEAR LAKE TOWNSHIP		15	1334	375	28.11%
	BROWN TOWNSHIP		6	579	163	28.15%
	CLEON TOWNSHIP		8	712	105	14.74%
	DICKSON TOWNSHIP		1	769	230	29.90%
	FILER TOWNSHIP		16	1990	487	24.47%
	MANISTEE TOWNSHIP 1B (COMM. DIST. #5)		18	1853	390	21.04%
	MANISTEE TWP AVCB 1B (COMM. DIST. #5)		2	201	201	100.00%
	MAPLE GROVE TOWNSHIP		3	1039	193	18.57%
	MARILLA TOWNSHIP		4	292	122	41.78%
	NORMAN TOWNSHIP		16	1393	361	25.91%
	ONEKAMA TOWNSHIP 1A (COMM. DIST. #1)		26	580	199	34.31%
	PLEASANTON TOWNSHIP		14	694	214	30.83%
	SPRINGDALE TOWNSHIP		4	657	120	18.26%
	STRONACH TOWNSHIP		7	715	176	24.61%
	MANISTEE CITY #1		7	755	164	21.72%
	MANISTEE CITY #2		4	959	165	17.20%
	MANISTEE CITY #3		7	862	162	18.79%
	MANISTEE CITY #4		1	555	46	8.28%
	MANISTEE CITY #5		1	623	104	16.69%
	MANISTEE CITY #6		1	622	85	13.66%
	MANISTEE CITY #7		1	504	47	9.32%
	CITY OF MANISTEE AVCB0		7	0	275	0.00%
		TOTAL:	179	18252	4603	25.21%

CANDIDATE	PRECINCT	POLL BOOK #	NO. OF VOTES	REG. VOTERS	POLLED VOTERS	% OF VOTE
JAY RIEMERSMA						
	ARCADIA TOWNSHIP		30	564	219	38.82%
	BEAR LAKE TOWNSHIP		57	1334	375	28.11%
	BROWN TOWNSHIP		26	579	163	28.15%
	CLEON TOWNSHIP		10	712	105	14.74%
	DICKSON TOWNSHIP		21	769	230	29.90%
	FILER TOWNSHIP		105	1990	487	24.47%
	MANISTEE TOWNSHIP 1B (COMM. DIST. #5)		64	1853	390	21.04%
	MANISTEE TWP AVCB 1B (COMM. DIST. #5)		38	201	201	100.00%
	MAPLE GROVE TOWNSHIP		27	1039	193	18.57%
	MARILLA TOWNSHIP		13	292	122	41.78%
	NORMAN TOWNSHIP		26	1393	361	25.91%
	ONEKAMA TOWNSHIP 1A (COMM. DIST. #1)		85	580	199	34.31%
	PLEASANTON TOWNSHIP		34	694	214	30.83%
	SPRINGDALE TOWNSHIP		13	657	120	18.26%
	STRONACH TOWNSHIP		23	715	176	24.61%
	MANISTEE CITY #1		47	755	164	21.72%
	MANISTEE CITY #2		21	959	165	17.20%
	MANISTEE CITY #3		33	862	162	18.79%
	MANISTEE CITY #4		8	555	46	8.28%
	MANISTEE CITY #5		25	623	104	16.69%
	MANISTEE CITY #6		14	622	85	13.66%
	MANISTEE CITY #7		3	504	47	9.32%
	CITY OF MANISTEE AVCB0		53	0	275	0.00%
		TOTAL:	776	18252	4603	25.21%
TED SCHENDEL						
	ARCADIA TOWNSHIP		21	564	219	38.82%
	BEAR LAKE TOWNSHIP		32	1334	375	28.11%
	BROWN TOWNSHIP		13	579	163	28.15%
	CLEON TOWNSHIP		9	712	105	14.74%
	DICKSON TOWNSHIP		15	769	230	29.90%
	FILER TOWNSHIP		12	1990	487	24.47%
	MANISTEE TOWNSHIP 1B (COMM. DIST. #5)		27	1853	390	21.04%
	MANISTEE TWP AVCB 1B (COMM. DIST. #5)		10	201	201	100.00%

CANDIDATE	PRECINCT	POLL BOOK #	NO. OF VOTES	REG. VOTERS	POLLED VOTERS	% OF VOTE
	MAPLE GROVE TOWNSHIP		11	1039	193	18.57%
	MARILLA TOWNSHIP		7	292	122	41.78%
	NORMAN TOWNSHIP		13	1393	361	25.91%
	ONEKAMA TOWNSHIP 1A (COMM. DIST. #1)		19	580	199	34.31%
	PLEASANTON TOWNSHIP		21	694	214	30.83%
	SPRINGDALE TOWNSHIP		11	657	120	18.26%
	STRONACH TOWNSHIP		11	715	176	24.61%
	MANISTEE CITY #1		5	755	164	21.72%
	MANISTEE CITY #2		2	959	165	17.20%
	MANISTEE CITY #3		5	862	162	18.79%
	MANISTEE CITY #4		1	555	46	8.28%
	MANISTEE CITY #5		6	623	104	16.69%
	MANISTEE CITY #6		6	622	85	13.66%
	MANISTEE CITY #7		4	504	47	9.32%
	CITY OF MANISTEE AVCB0		8	0	275	0.00%
		TOTAL:	269	18252	4603	25.21%
FRED JOHNSON						
	ARCADIA TOWNSHIP		27	564	219	38.82%
	BEAR LAKE TOWNSHIP		18	1334	375	28.11%
	BROWN TOWNSHIP		21	579	163	28.15%
	CLEON TOWNSHIP		11	712	105	14.74%
	DICKSON TOWNSHIP		39	769	230	29.90%
	FILER TOWNSHIP		85	1990	487	24.47%
	MANISTEE TOWNSHIP 1B (COMM. DIST. #5)		50	1853	390	21.04%
	MANISTEE TWP AVCB 1B (COMM. DIST. #5)		38	201	201	100.00%
	MAPLE GROVE TOWNSHIP		29	1039	193	18.57%
	MARILLA TOWNSHIP		8	292	122	41.78%
	NORMAN TOWNSHIP		37	1393	361	25.91%
	ONEKAMA TOWNSHIP 1A (COMM. DIST. #1)		35	580	199	34.31%
	PLEASANTON TOWNSHIP		19	694	214	30.83%
	SPRINGDALE TOWNSHIP		11	657	120	18.26%
	STRONACH TOWNSHIP		15	715	176	24.61%
	MANISTEE CITY #1		21	755	164	21.72%
	MANISTEE CITY #2		23	959	165	17.20%

CANDIDATE	PRECINCT	POLL BOOK #	NO. OF VOTES	REG. VOTERS	POLLED VOTERS	% OF VOTE
	MANISTEE CITY #3		25	862	162	18.79%
	MANISTEE CITY #4		6	555	46	8.28%
	MANISTEE CITY #5		11	623	104	16.69%
	MANISTEE CITY #6		15	622	85	13.66%
	MANISTEE CITY #7		13	504	47	9.32%
	CITY OF MANISTEE AVCB0		42	0	275	0.00%
		TOTAL:	599	18252	4603	25.21%
NICOLETTE MCCLURE						
	ARCADIA TOWNSHIP		18	564	219	38.82%
	BEAR LAKE TOWNSHIP		35	1334	375	28.11%
	BROWN TOWNSHIP		10	579	163	28.15%
	CLEON TOWNSHIP		14	712	105	14.74%
	DICKSON TOWNSHIP		50	769	230	29.90%
	FILER TOWNSHIP		39	1990	487	24.47%
	MANISTEE TOWNSHIP 1B (COMM. DIST. #5)		49	1853	390	21.04%
	MANISTEE TWP AVCB 1B (COMM. DIST. #5)		25	201	201	100.00%
	MAPLE GROVE TOWNSHIP		18	1039	193	18.57%
	MARILLA TOWNSHIP		15	292	122	41.78%
	NORMAN TOWNSHIP		43	1393	361	25.91%
	ONEKAMA TOWNSHIP 1A (COMM. DIST. #1)		25	580	199	34.31%
	PLEASANTON TOWNSHIP		13	694	214	30.83%
	SPRINGDALE TOWNSHIP		6	657	120	18.26%
	STRONACH TOWNSHIP		20	715	176	24.61%
	MANISTEE CITY #1		14	755	164	21.72%
	MANISTEE CITY #2		26	959	165	17.20%
	MANISTEE CITY #3		16	862	162	18.79%
	MANISTEE CITY #4		7	555	46	8.28%
	MANISTEE CITY #5		5	623	104	16.69%
	MANISTEE CITY #6		14	622	85	13.66%
	MANISTEE CITY #7		5	504	47	9.32%
	CITY OF MANISTEE AVCB0		33	0	275	0.00%
		TOTAL:	500	18252	4603	25.21%

CANDIDATE	PRECINCT	POLL BOOK #	NO. OF VOTES	REG. VOTERS	POLLED VOTERS	% OF VOTE
STATE SENATOR 35TH DISTRICT						
DARWIN L. BOOHER						
	ARCADIA TOWNSHIP		80	564	219	38.82%
	BEAR LAKE TOWNSHIP		173	1334	375	28.11%
	BROWN TOWNSHIP		62	579	163	28.15%
	CLEON TOWNSHIP		30	712	105	14.74%
	DICKSON TOWNSHIP		33	769	230	29.90%
	FILER TOWNSHIP		133	1990	487	24.47%
	MANISTEE TOWNSHIP 1B (COMM. DIST. #5)		134	1853	390	21.04%
	MANISTEE TWP AVCB 1B (COMM. DIST. #5)		53	201	201	100.00%
	MAPLE GROVE TOWNSHIP		65	1039	193	18.57%
	MARILLA TOWNSHIP		39	292	122	41.78%
	NORMAN TOWNSHIP		86	1393	361	25.91%
	ONEKAMA TOWNSHIP 1A (COMM. DIST. #1)		174	580	199	34.31%
	PLEASANTON TOWNSHIP		111	694	214	30.83%
	SPRINGDALE TOWNSHIP		37	657	120	18.26%
	STRONACH TOWNSHIP		55	715	176	24.61%
	MANISTEE CITY #1		55	755	164	21.72%
	MANISTEE CITY #2		51	959	165	17.20%
	MANISTEE CITY #3		57	862	162	18.79%
	MANISTEE CITY #4		9	555	46	8.28%
	MANISTEE CITY #5		39	623	104	16.69%
	MANISTEE CITY #6		20	622	85	13.66%
	MANISTEE CITY #7		12	504	47	9.32%
	CITY OF MANISTEE AVCB0		71	0	275	0.00%
		TOTAL:	1579	18252	4603	25.21%
KEVIN DAVIS						
	ARCADIA TOWNSHIP		15	564	219	38.82%
	BEAR LAKE TOWNSHIP		48	1334	375	28.11%
	BROWN TOWNSHIP		20	579	163	28.15%
	CLEON TOWNSHIP		14	712	105	14.74%
	DICKSON TOWNSHIP		26	769	230	29.90%
	FILER TOWNSHIP		65	1990	487	24.47%

CANDIDATE	PRECINCT	POLL BOOK #	NO. OF VOTES	REG. VOTERS	POLLED VOTERS	% OF VOTE
	MANISTEE TOWNSHIP 1B (COMM. DIST. #5)		53	1853	390	21.04%
	MANISTEE TWP AVCB 1B (COMM. DIST. #5)		20	201	201	100.00%
	MAPLE GROVE TOWNSHIP		20	1039	193	18.57%
	MARILLA TOWNSHIP		15	292	122	41.78%
	NORMAN TOWNSHIP		62	1393	361	25.91%
	ONEKAMA TOWNSHIP 1A (COMM. DIST. #1)		44	580	199	34.31%
	PLEASANTON TOWNSHIP		22	694	214	30.83%
	SPRINGDALE TOWNSHIP		20	657	120	18.26%
	STRONACH TOWNSHIP		26	715	176	24.61%
	MANISTEE CITY #1		20	755	164	21.72%
	MANISTEE CITY #2		14	959	165	17.20%
	MANISTEE CITY #3		18	862	162	18.79%
	MANISTEE CITY #4		10	555	46	8.28%
	MANISTEE CITY #5		13	623	104	16.69%
	MANISTEE CITY #6		8	622	85	13.66%
	MANISTEE CITY #7		5	504	47	9.32%
	CITY OF MANISTEE AVCB0		27	0	275	0.00%
		TOTAL:	585	18252	4603	25.21%
GARY A. FINSTROM						
	ARCADIA TOWNSHIP		34	564	219	38.82%
	BEAR LAKE TOWNSHIP		55	1334	375	28.11%
	BROWN TOWNSHIP		27	579	163	28.15%
	CLEON TOWNSHIP		26	712	105	14.74%
	DICKSON TOWNSHIP		36	769	230	29.90%
	FILER TOWNSHIP		85	1990	487	24.47%
	MANISTEE TOWNSHIP 1B (COMM. DIST. #5)		85	1853	390	21.04%
	MANISTEE TWP AVCB 1B (COMM. DIST. #5)		29	201	201	100.00%
	MAPLE GROVE TOWNSHIP		33	1039	193	18.57%
	MARILLA TOWNSHIP		24	292	122	41.78%
	NORMAN TOWNSHIP		66	1393	361	25.91%
	ONEKAMA TOWNSHIP 1A (COMM. DIST. #1)		49	580	199	34.31%
	PLEASANTON TOWNSHIP		24	694	214	30.83%
	SPRINGDALE TOWNSHIP		31	657	120	18.26%
	STRONACH TOWNSHIP		36	715	176	24.61%

CANDIDATE	PRECINCT	POLL BOOK #	NO. OF VOTES	REG. VOTERS	POLLED VOTERS	% OF VOTE
	MANISTEE CITY #1		26	755	164	21.72%
	MANISTEE CITY #2		20	959	165	17.20%
	MANISTEE CITY #3		25	862	162	18.79%
	MANISTEE CITY #4		10	555	46	8.28%
	MANISTEE CITY #5		23	623	104	16.69%
	MANISTEE CITY #6		16	622	85	13.66%
	MANISTEE CITY #7		6	504	47	9.32%
	CITY OF MANISTEE AVCB0		36	0	275	0.00%
		TOTAL:	802	18252	4603	25.21%
ROGER DUNIGAN						
	ARCADIA TOWNSHIP		31	564	219	38.82%
	BEAR LAKE TOWNSHIP		32	1334	375	28.11%
	BROWN TOWNSHIP		18	579	163	28.15%
	CLEON TOWNSHIP		17	712	105	14.74%
	DICKSON TOWNSHIP		58	769	230	29.90%
	FILER TOWNSHIP		80	1990	487	24.47%
	MANISTEE TOWNSHIP 1B (COMM. DIST. #5)		54	1853	390	21.04%
	MANISTEE TWP AVCB 1B (COMM. DIST. #5)		42	201	201	100.00%
	MAPLE GROVE TOWNSHIP		30	1039	193	18.57%
	MARILLA TOWNSHIP		18	292	122	41.78%
	NORMAN TOWNSHIP		63	1393	361	25.91%
	ONEKAMA TOWNSHIP 1A (COMM. DIST. #1)		32	580	199	34.31%
	PLEASANTON TOWNSHIP		18	694	214	30.83%
	SPRINGDALE TOWNSHIP		11	657	120	18.26%
	STRONACH TOWNSHIP		27	715	176	24.61%
	MANISTEE CITY #1		21	755	164	21.72%
	MANISTEE CITY #2		26	959	165	17.20%
	MANISTEE CITY #3		27	862	162	18.79%
	MANISTEE CITY #4		11	555	46	8.28%
	MANISTEE CITY #5		11	623	104	16.69%
	MANISTEE CITY #6		17	622	85	13.66%
	MANISTEE CITY #7		9	504	47	9.32%
	CITY OF MANISTEE AVCB0		58	0	275	0.00%
		TOTAL:	711	18252	4603	25.21%

CANDIDATE	PRECINCT	POLL BOOK #	NO. OF VOTES	REG. VOTERS	POLLED VOTERS	% OF VOTE
GEORGE E. HUFFMAN III						
	ARCADIA TOWNSHIP		9	564	219	38.82%
	BEAR LAKE TOWNSHIP		18	1334	375	28.11%
	BROWN TOWNSHIP		9	579	163	28.15%
	CLEON TOWNSHIP		7	712	105	14.74%
	DICKSON TOWNSHIP		22	769	230	29.90%
	FILER TOWNSHIP		31	1990	487	24.47%
	MANISTEE TOWNSHIP 1B (COMM. DIST. #5)		38	1853	390	21.04%
	MANISTEE TWP AVCB 1B (COMM. DIST. #5)		19	201	201	100.00%
	MAPLE GROVE TOWNSHIP		10	1039	193	18.57%
	MARILLA TOWNSHIP		3	292	122	41.78%
	NORMAN TOWNSHIP		14	1393	361	25.91%
	ONEKAMA TOWNSHIP 1A (COMM. DIST. #1)		17	580	199	34.31%
	PLEASANTON TOWNSHIP		5	694	214	30.83%
	SPRINGDALE TOWNSHIP		4	657	120	18.26%
	STRONACH TOWNSHIP		8	715	176	24.61%
	MANISTEE CITY #1		8	755	164	21.72%
	MANISTEE CITY #2		19	959	165	17.20%
	MANISTEE CITY #3		8	862	162	18.79%
	MANISTEE CITY #4		2	555	46	8.28%
	MANISTEE CITY #5		3	623	104	16.69%
	MANISTEE CITY #6		10	622	85	13.66%
	MANISTEE CITY #7		4	504	47	9.32%
	CITY OF MANISTEE AVCB0		10	0	275	0.00%
		TOTAL:	278	18252	4603	25.21%

REP. IN STATE LEGISLATURE 101ST DISTRICT

JOHN C. ARENS						
	ARCADIA TOWNSHIP		40	564	219	38.82%
	BEAR LAKE TOWNSHIP		45	1334	375	28.11%
	BROWN TOWNSHIP		20	579	163	28.15%
	CLEON TOWNSHIP		19	712	105	14.74%
	DICKSON TOWNSHIP		16	769	230	29.90%
	FILER TOWNSHIP		88	1990	487	24.47%

CANDIDATE	PRECINCT	POLL BOOK #	NO. OF VOTES	REG. VOTERS	POLLED VOTERS	% OF VOTE
	MANISTEE TOWNSHIP 1B (COMM. DIST. #5)		68	1853	390	21.04%
	MANISTEE TWP AVCB 1B (COMM. DIST. #5)		36	201	201	100.00%
	MAPLE GROVE TOWNSHIP		32	1039	193	18.57%
	MARILLA TOWNSHIP		22	292	122	41.78%
	NORMAN TOWNSHIP		76	1393	361	25.91%
	ONEKAMA TOWNSHIP 1A (COMM. DIST. #1)		68	580	199	34.31%
	PLEASANTON TOWNSHIP		41	694	214	30.83%
	SPRINGDALE TOWNSHIP		30	657	120	18.26%
	STRONACH TOWNSHIP		29	715	176	24.61%
	MANISTEE CITY #1		42	755	164	21.72%
	MANISTEE CITY #2		34	959	165	17.20%
	MANISTEE CITY #3		29	862	162	18.79%
	MANISTEE CITY #4		8	555	46	8.28%
	MANISTEE CITY #5		18	623	104	16.69%
	MANISTEE CITY #6		14	622	85	13.66%
	MANISTEE CITY #7		4	504	47	9.32%
	CITY OF MANISTEE AVCB0		38	0	275	0.00%
		TOTAL:	817	18252	4603	25.21%
RAY A. FRANZ						
	ARCADIA TOWNSHIP		112	564	219	38.82%
	BEAR LAKE TOWNSHIP		251	1334	375	28.11%
	BROWN TOWNSHIP		99	579	163	28.15%
	CLEON TOWNSHIP		49	712	105	14.74%
	DICKSON TOWNSHIP		87	769	230	29.90%
	FILER TOWNSHIP		224	1990	487	24.47%
	MANISTEE TOWNSHIP 1B (COMM. DIST. #5)		229	1853	390	21.04%
	MANISTEE TWP AVCB 1B (COMM. DIST. #5)		85	201	201	100.00%
	MAPLE GROVE TOWNSHIP		90	1039	193	18.57%
	MARILLA TOWNSHIP		66	292	122	41.78%
	NORMAN TOWNSHIP		144	1393	361	25.91%
	ONEKAMA TOWNSHIP 1A (COMM. DIST. #1)		254	580	199	34.31%
	PLEASANTON TOWNSHIP		130	694	214	30.83%
	SPRINGDALE TOWNSHIP		55	657	120	18.26%
	STRONACH TOWNSHIP		100	715	176	24.61%

CANDIDATE	PRECINCT	POLL BOOK #	NO. OF VOTES	REG. VOTERS	POLLED VOTERS	% OF VOTE
	MANISTEE CITY #1		68	755	164	21.72%
	MANISTEE CITY #2		62	959	165	17.20%
	MANISTEE CITY #3		80	862	162	18.79%
	MANISTEE CITY #4		23	555	46	8.28%
	MANISTEE CITY #5		60	623	104	16.69%
	MANISTEE CITY #6		35	622	85	13.66%
	MANISTEE CITY #7		19	504	47	9.32%
	CITY OF MANISTEE AVCB0		114	0	275	0.00%
		TOTAL:	2436	18252	4603	25.21%
DAN SCRIPPS						
	ARCADIA TOWNSHIP		45	564	219	38.82%
	BEAR LAKE TOWNSHIP		56	1334	375	28.11%
	BROWN TOWNSHIP		29	579	163	28.15%
	CLEON TOWNSHIP		26	712	105	14.74%
	DICKSON TOWNSHIP		103	769	230	29.90%
	FILER TOWNSHIP		122	1990	487	24.47%
	MANISTEE TOWNSHIP 1B (COMM. DIST. #5)		111	1853	390	21.04%
	MANISTEE TWP AVCB 1B (COMM. DIST. #5)		68	201	201	100.00%
	MAPLE GROVE TOWNSHIP		49	1039	193	18.57%
	MARILLA TOWNSHIP		23	292	122	41.78%
	NORMAN TOWNSHIP		85	1393	361	25.91%
	ONEKAMA TOWNSHIP 1A (COMM. DIST. #1)		64	580	199	34.31%
	PLEASANTON TOWNSHIP		30	694	214	30.83%
	SPRINGDALE TOWNSHIP		20	657	120	18.26%
	STRONACH TOWNSHIP		36	715	176	24.61%
	MANISTEE CITY #1		39	755	164	21.72%
	MANISTEE CITY #2		53	959	165	17.20%
	MANISTEE CITY #3		41	862	162	18.79%
	MANISTEE CITY #4		11	555	46	8.28%
	MANISTEE CITY #5		17	623	104	16.69%
	MANISTEE CITY #6		32	622	85	13.66%
	MANISTEE CITY #7		18	504	47	9.32%
	CITY OF MANISTEE AVCB0		89	0	275	0.00%
		TOTAL:	1167	18252	4603	25.21%

CANDIDATE	PRECINCT	POLL BOOK #	NO. OF VOTES	REG. VOTERS	POLLED VOTERS	% OF VOTE
COUNTY COMMISSIONER DISTRICT #1						
KENNETH W. HILLIARD						
	ARCADIA TOWNSHIP		131	564	219	38.82%
	BEAR LAKE TOWNSHIP		253	1334	375	28.11%
	ONEKAMA TOWNSHIP 1A (COMM. DIST. #1)		130	580	199	34.31%
	PLEASANTON TOWNSHIP		153	694	214	30.83%
		TOTAL:	667	3172	1007	31.74%
COUNTY COMMISSIONER DISTRICT #2						
KAREN E. DALDINE						
	CLEON TOWNSHIP		32	712	105	14.74%
	MAPLE GROVE TOWNSHIP		41	1039	193	18.57%
	MARILLA TOWNSHIP		53	292	122	41.78%
	SPRINGDALE TOWNSHIP		28	657	120	18.26%
		TOTAL:	154	2700	540	20.00%
RICHARD A. SCHMIDT						
	CLEON TOWNSHIP		35	712	105	14.74%
	MAPLE GROVE TOWNSHIP		78	1039	193	18.57%
	MARILLA TOWNSHIP		35	292	122	41.78%
	SPRINGDALE TOWNSHIP		55	657	120	18.26%
		TOTAL:	203	2700	540	20.00%
MARLENE E. WOOD-ZYLSTRA						
	CLEON TOWNSHIP		28	712	105	14.74%
	MAPLE GROVE TOWNSHIP		45	1039	193	18.57%
	MARILLA TOWNSHIP		22	292	122	41.78%

CANDIDATE	PRECINCT	POLL BOOK #	NO. OF VOTES	REG. VOTERS	POLLED VOTERS	% OF VOTE
	SPRINGDALE TOWNSHIP		14	657	120	18.26%
		TOTAL:	109	2700	540	20.00%

COUNTY COMMISSIONER DISTRICT #3

CHUCK SMITH						
	BROWN TOWNSHIP		57	579	163	28.15%
	DICKSON TOWNSHIP		43	769	230	29.90%
	NORMAN TOWNSHIP		134	1393	361	25.91%
		TOTAL:	234	2741	754	27.50%
DICK STAPLEY						
	BROWN TOWNSHIP		47	579	163	28.15%
	DICKSON TOWNSHIP		57	769	230	29.90%
	NORMAN TOWNSHIP		112	1393	361	25.91%
		TOTAL:	216	2741	754	27.50%
GLENN LOTTIE						
	BROWN TOWNSHIP		30	579	163	28.15%
	DICKSON TOWNSHIP		97	769	230	29.90%
	NORMAN TOWNSHIP		83	1393	361	25.91%
		TOTAL:	210	2741	754	27.50%

COUNTY COMMISSIONER DISTRICT #4

MARY L. BLADZIK

CANDIDATE	PRECINCT	POLL BOOK #	NO. OF VOTES	REG. VOTERS	POLLED VOTERS	% OF VOTE
	FILER TOWNSHIP		256	1990	487	24.47%
	MANISTEE TOWNSHIP 1A (COMM. DIST. #4)		22	404	41	10.14%
	MANISTEE TWP AVCB 1A (COMM. DIST. #4)		12	31	31	100.00%
	STRONACH TOWNSHIP		109	715	176	24.61%
		TOTAL:	399	3140	735	23.40%
ERVIN A. KOWALSKI						
	FILER TOWNSHIP		127	1990	487	24.47%
	MANISTEE TOWNSHIP 1A (COMM. DIST. #4)		18	404	41	10.14%
	MANISTEE TWP AVCB 1A (COMM. DIST. #4)		12	31	31	100.00%
	STRONACH TOWNSHIP		35	715	176	24.61%
		TOTAL:	192	3140	735	23.40%
COUNTY COMMISSIONER DISTRICT #5						
DUANE ANDERSON						
	MANISTEE TOWNSHIP 1B (COMM. DIST. #5)		229	1853	390	21.04%
	MANISTEE TWP AVCB 1B (COMM. DIST. #5)		86	201	201	100.00%
	ONEKAMA TOWNSHIP 1B (COMM. DIST. #5)		132	604	204	33.77%
		TOTAL:	447	2658	795	29.90%
KARL R. WAITNER						
	MANISTEE TOWNSHIP 1B (COMM. DIST. #5)		81	1853	390	21.04%
	MANISTEE TWP AVCB 1B (COMM. DIST. #5)		54	201	201	100.00%
	ONEKAMA TOWNSHIP 1B (COMM. DIST. #5)		25	604	204	33.77%
		TOTAL:	160	2658	795	29.90%

CANDIDATE	PRECINCT	POLL BOOK #	NO. OF VOTES	REG. VOTERS	POLLED VOTERS	% OF VOTE
COUNTY COMMISSIONER DISTRICT #6						
JIM KROLCZYK	MANISTEE CITY #1		28	755	164	21.72%
	MANISTEE CITY #2		49	959	165	17.20%
	MANISTEE CITY #3		31	862	162	18.79%
	CITY OF MANISTEE AVCB0		47	0	275	0.00%
		TOTAL:	155	2576	766	29.73%
COUNTY COMMISSIONER DISTRICT #7						
BILL WILLIS	MANISTEE CITY #4		26	555	46	8.28%
	MANISTEE CITY #5		64	623	104	16.69%
	MANISTEE CITY #6		42	622	85	13.66%
	MANISTEE CITY #7		21	504	47	9.32%
	CITY OF MANISTEE AVCB0		37	0	275	0.00%
		TOTAL:	190	2304	557	24.17%
ILONA HAYDON	MANISTEE CITY #4		6	555	46	8.28%
	MANISTEE CITY #5		5	623	104	16.69%
	MANISTEE CITY #6		7	622	85	13.66%
	MANISTEE CITY #7		4	504	47	9.32%
	CITY OF MANISTEE AVCB0		5	0	275	0.00%
		TOTAL:	27	2304	557	24.17%
CARL RUTSKE	MANISTEE CITY #4		8	555	46	8.28%

CANDIDATE	PRECINCT	POLL BOOK #	NO. OF VOTES	REG. VOTERS	POLLED VOTERS	% OF VOTE
	MANISTEE CITY #5		9	623	104	16.69%
	MANISTEE CITY #6		25	622	85	13.66%
	MANISTEE CITY #7		14	504	47	9.32%
	CITY OF MANISTEE AVCB0		29	0	275	0.00%
		TOTAL:	85	2304	557	24.17%
ARCADIA TWP - STREET LIGHTING MILLAGE						
YES	ARCADIA TOWNSHIP		146	564	219	38.82%
		TOTAL:	146	564	219	38.82%
NO	ARCADIA TOWNSHIP		60	564	219	38.82%
		TOTAL:	60	564	219	38.82%
ARCADIA TWP - FIRE PROTECTION MILLAGE						
YES	ARCADIA TOWNSHIP		172	564	219	38.82%
		TOTAL:	172	564	219	38.82%
NO	ARCADIA TOWNSHIP		35	564	219	38.82%
		TOTAL:	35	564	219	38.82%

CANDIDATE	PRECINCT	POLL BOOK #	NO. OF VOTES	REG. VOTERS	POLLED VOTERS	% OF VOTE
BROWN TWP ROAD CONSTRUCT & MAIN MILL REQ						
YES	BROWN TOWNSHIP		70	579	163	28.15%
		TOTAL:	70	579	163	28.15%
NO	BROWN TOWNSHIP		77	579	163	28.15%
		TOTAL:	77	579	163	28.15%
BROWN TWP FIRE & RESCUE SERV MILL RENEW						
YES	BROWN TOWNSHIP		113	579	163	28.15%
		TOTAL:	113	579	163	28.15%
NO	BROWN TOWNSHIP		34	579	163	28.15%
		TOTAL:	34	579	163	28.15%
DICKSON TOWNSHIP TRUSTEE - PARTIAL TERM						
TOMMY NELSON	DICKSON TOWNSHIP		26	769	230	29.90%
		TOTAL:	26	769	230	29.90%

CANDIDATE	PRECINCT	POLL BOOK #	NO. OF VOTES	REG. VOTERS	POLLED VOTERS	% OF VOTE
PATRICIA VUKSANOVIC						
	DICKSON TOWNSHIP		11	769	230	29.90%
		TOTAL:	11	769	230	29.90%
TRACY WEAVER WILKS						
	DICKSON TOWNSHIP		71	769	230	29.90%
		TOTAL:	71	769	230	29.90%

MARILLA TOWNSHIP TRUSTEE - PARTIAL TERM

NEIL A. CRAWFORD						
	MARILLA TOWNSHIP		70	292	122	41.78%
		TOTAL:	70	292	122	41.78%
WILLIAM MARTIN						
	MARILLA TOWNSHIP		22	292	122	41.78%
		TOTAL:	22	292	122	41.78%
DEVON M. O'SHEA						
	MARILLA TOWNSHIP		20	292	122	41.78%
		TOTAL:	20	292	122	41.78%

NORMAN TWP AMBULANCE OPERATIONS RENEWAL

CANDIDATE	PRECINCT	POLL BOOK #	NO. OF VOTES	REG. VOTERS	POLLED VOTERS	% OF VOTE
YES						
	NORMAN TOWNSHIP		252	1393	361	25.91%
		TOTAL:	252	1393	361	25.91%
NO						
	NORMAN TOWNSHIP		95	1393	361	25.91%
		TOTAL:	95	1393	361	25.91%

NORMAN TWP FIRE DEPT OPERATIONS RENEWAL

YES						
	NORMAN TOWNSHIP		242	1393	361	25.91%
		TOTAL:	242	1393	361	25.91%
NO						
	NORMAN TOWNSHIP		106	1393	361	25.91%
		TOTAL:	106	1393	361	25.91%

MANISTEE CO. COUNCIL ON AGING MILL RENEW

YES						
	ARCADIA TOWNSHIP		151	564	219	38.82%
	BEAR LAKE TOWNSHIP		239	1334	375	28.11%
	BROWN TOWNSHIP		107	579	163	28.15%
	CLEON TOWNSHIP		58	712	105	14.74%
	DICKSON TOWNSHIP		132	769	230	29.90%

CANDIDATE	PRECINCT	POLL BOOK #	NO. OF VOTES	REG. VOTERS	POLLED VOTERS	% OF VOTE
	FILER TOWNSHIP		369	1990	487	24.47%
	MANISTEE TOWNSHIP 1B (COMM. DIST. #5)		312	1853	390	21.04%
	MANISTEE TWP AVCB 1B (COMM. DIST. #5)		156	201	201	100.00%
	MAPLE GROVE TOWNSHIP		137	1039	193	18.57%
	MARILLA TOWNSHIP		63	292	122	41.78%
	NORMAN TOWNSHIP		212	1393	361	25.91%
	ONEKAMA TOWNSHIP 1A (COMM. DIST. #1)		281	580	199	34.31%
	PLEASANTON TOWNSHIP		143	694	214	30.83%
	SPRINGDALE TOWNSHIP		80	657	120	18.26%
	STRONACH TOWNSHIP		125	715	176	24.61%
	MANISTEE CITY #1		124	755	164	21.72%
	MANISTEE CITY #2		118	959	165	17.20%
	MANISTEE CITY #3		130	862	162	18.79%
	MANISTEE CITY #4		36	555	46	8.28%
	MANISTEE CITY #5		78	623	104	16.69%
	MANISTEE CITY #6		69	622	85	13.66%
	MANISTEE CITY #7		31	504	47	9.32%
	CITY OF MANISTEE AVCB0		194	0	275	0.00%
		TOTAL:	3345	18252	4603	25.21%
NO						
	ARCADIA TOWNSHIP		56	564	219	38.82%
	BEAR LAKE TOWNSHIP		93	1334	375	28.11%
	BROWN TOWNSHIP		39	579	163	28.15%
	CLEON TOWNSHIP		32	712	105	14.74%
	DICKSON TOWNSHIP		78	769	230	29.90%
	FILER TOWNSHIP		100	1990	487	24.47%
	MANISTEE TOWNSHIP 1B (COMM. DIST. #5)		104	1853	390	21.04%
	MANISTEE TWP AVCB 1B (COMM. DIST. #5)		48	201	201	100.00%
	MAPLE GROVE TOWNSHIP		39	1039	193	18.57%
	MARILLA TOWNSHIP		40	292	122	41.78%
	NORMAN TOWNSHIP		113	1393	361	25.91%
	ONEKAMA TOWNSHIP 1A (COMM. DIST. #1)		75	580	199	34.31%
	PLEASANTON TOWNSHIP		53	694	214	30.83%
	SPRINGDALE TOWNSHIP		34	657	120	18.26%

CANDIDATE	PRECINCT	POLL BOOK #	NO. OF VOTES	REG. VOTERS	POLLED VOTERS	% OF VOTE
	STRONACH TOWNSHIP		45	715	176	24.61%
	MANISTEE CITY #1		30	755	164	21.72%
	MANISTEE CITY #2		41	959	165	17.20%
	MANISTEE CITY #3		25	862	162	18.79%
	MANISTEE CITY #4		8	555	46	8.28%
	MANISTEE CITY #5		21	623	104	16.69%
	MANISTEE CITY #6		13	622	85	13.66%
	MANISTEE CITY #7		15	504	47	9.32%
	CITY OF MANISTEE AVCB0		60	0	275	0.00%
		TOTAL:	1162	18252	4603	25.21%

MANISTEE CO MEDICAL CARE FAC MILL RENEW

YES

ARCADIA TOWNSHIP		148	564	219	38.82%
BEAR LAKE TOWNSHIP		258	1334	375	28.11%
BROWN TOWNSHIP		110	579	163	28.15%
CLEON TOWNSHIP		51	712	105	14.74%
DICKSON TOWNSHIP		142	769	230	29.90%
FILER TOWNSHIP		386	1990	487	24.47%
MANISTEE TOWNSHIP 1B (COMM. DIST. #5)		332	1853	390	21.04%
MANISTEE TWP AVCB 1B (COMM. DIST. #5)		169	201	201	100.00%
MAPLE GROVE TOWNSHIP		134	1039	193	18.57%
MARILLA TOWNSHIP		54	292	122	41.78%
NORMAN TOWNSHIP		213	1393	361	25.91%
ONEKAMA TOWNSHIP 1A (COMM. DIST. #1)		284	580	199	34.31%
PLEASANTON TOWNSHIP		148	694	214	30.83%
SPRINGDALE TOWNSHIP		78	657	120	18.26%
STRONACH TOWNSHIP		119	715	176	24.61%
MANISTEE CITY #1		129	755	164	21.72%
MANISTEE CITY #2		123	959	165	17.20%
MANISTEE CITY #3		126	862	162	18.79%
MANISTEE CITY #4		37	555	46	8.28%
MANISTEE CITY #5		81	623	104	16.69%
MANISTEE CITY #6		72	622	85	13.66%

CANDIDATE	PRECINCT	POLL BOOK #	NO. OF VOTES	REG. VOTERS	POLLED VOTERS	% OF VOTE
	MANISTEE CITY #7		35	504	47	9.32%
	CITY OF MANISTEE AVCB0		206	0	275	0.00%
		TOTAL:	3435	18252	4603	25.21%
NO						
	ARCADIA TOWNSHIP		58	564	219	38.82%
	BEAR LAKE TOWNSHIP		78	1334	375	28.11%
	BROWN TOWNSHIP		37	579	163	28.15%
	CLEON TOWNSHIP		38	712	105	14.74%
	DICKSON TOWNSHIP		68	769	230	29.90%
	FILER TOWNSHIP		84	1990	487	24.47%
	MANISTEE TOWNSHIP 1B (COMM. DIST. #5)		85	1853	390	21.04%
	MANISTEE TWP AVCB 1B (COMM. DIST. #5)		38	201	201	100.00%
	MAPLE GROVE TOWNSHIP		41	1039	193	18.57%
	MARILLA TOWNSHIP		49	292	122	41.78%
	NORMAN TOWNSHIP		112	1393	361	25.91%
	ONEKAMA TOWNSHIP 1A (COMM. DIST. #1)		73	580	199	34.31%
	PLEASANTON TOWNSHIP		50	694	214	30.83%
	SPRINGDALE TOWNSHIP		35	657	120	18.26%
	STRONACH TOWNSHIP		49	715	176	24.61%
	MANISTEE CITY #1		25	755	164	21.72%
	MANISTEE CITY #2		36	959	165	17.20%
	MANISTEE CITY #3		27	862	162	18.79%
	MANISTEE CITY #4		8	555	46	8.28%
	MANISTEE CITY #5		15	623	104	16.69%
	MANISTEE CITY #6		10	622	85	13.66%
	MANISTEE CITY #7		11	504	47	9.32%
	CITY OF MANISTEE AVCB0		50	0	275	0.00%
		TOTAL:	1077	18252	4603	25.21%

CERTIFICATE OF DETERMINATION

STATE OF MICHIGAN

COUNTY OF MANISTEE

WE DO HEREBY CERTIFY, That the foregoing is a correct statement of the votes given in Manistee County for the offices named in such statement and for the persons designated therein, and other matters submitted, at the Primary Election held on Tuesday, August 3, 2010.

IN WITNESS WHEREOF, We have hereunto set our hands and caused to be affixed the seal of the Circuit Court for the County of Manistee, State of Michigan, on August 5, 2010.

Deidre K. Robison

Janice M. McCraner

Jennifer L. Tetzlaff

Patricia A. Kamaloski

Board of County Canvassers

ATTEST:

Marilyn Kleber

Clerk of the Board of County Canvassers

STATE OF MICHIGAN

COUNTY OF MANISTEE

WE DO HEREBY CERTIFY, That the foregoing is a correct transcript of the statement of the Board of County Canvassers of the County of Manistee of the votes given in such County for the offices named in said statement and for the persons designated therein, and other matters submitted, at the Primary Election, Tuesday, August 3, 2010, so far as it relates to the votes cast for said office, as appears from the original statement on file in the office of the County Clerk.

IN WITNESS WHEREOF, We have hereunto set our hands and caused to be affixed the seal of the Circuit Court for the County of Manistee, State of Michigan, on August 5, 2010.

Marilyn Kleber

Clerk of the Board of County Canvassers

Deidre K. Robison

Chairperson of the Board of County Canvassers

Statement of Votes Cast
Marquette County, MI
2010 Primary
SOVC For Jurisdiction Wide, All Counters, Race Totals

	TURN OUT	R Governor				
	Cards Cast	Mike Bouchard (REP)	Mike Cox (REP)	Tom George (REP)	Pete Hoekstra (REP)	Rick Snyder (REP)
Jurisdiction Wide						
City of Ishpeming, Precinct 1	457	14	76	2	47	118
City of Ishpeming, Precinct 2	417	11	72	2	43	77
City of Marquette, Precinct 1	288	3	41	1	28	67
City of Marquette, Precinct 2	382	5	49	3	43	97
City of Marquette, Precinct 3	354	10	44	1	36	68
City of Marquette, Precinct 4	284	6	40	0	27	42
City of Marquette, Precinct 5	210	6	27	0	22	29
City of Marquette, Precinct 6	195	6	21	2	15	48
City of Marquette, Precinct 7	344	6	46	2	33	64
City of Negaunee, Precinct 1	266	7	29	3	25	62
City of Negaunee, Precinct 2	323	5	40	0	24	61
Champion Township, Precinct 1	59	1	4	1	7	8
Chocolay Charter Township, Precinct 1	460	12	80	4	61	125
Chocolay Charter Township, Precinct 2	588	13	97	1	90	144
Ely Township, Precinct 1	263	7	52	0	25	47
Ewing Township, Precinct 1	41	3	10	0	2	7
Forsyth Township, Precinct 1	412	13	101	4	46	120
Forsyth Township, Precinct 2	139	4	29	0	30	45
Forsyth Township, Precinct 3	151	5	29	2	16	44
Humboldt Township, Precinct 1	94	5	15	0	6	16
Ishpeming Township, Precinct 1	237	8	50	0	29	47
Ishpeming Township, Precinct 2	252	4	42	1	17	66
Marquette Charter Township, Precinct 1	654	25	79	0	85	143
Michigamme Township, Precinct 1	111	3	12	2	9	19
Negaunee Township, Precinct 1	395	13	71	3	49	76
Powell Township, Precinct 1	180	8	36	0	11	38
Powell Township, Precinct 2	71	1	13	0	6	16
Republic Township, Precinct 1	209	6	37	1	19	42
Richmond Township, Precinct 1	132	4	10	0	5	21
Sands Township, Precinct 1	292	8	66	0	43	66
Skandia Township, Precinct 1	105	3	20	0	24	35
Tilden Township, Precinct 1	181	4	33	0	10	12
Turin Township, Precinct 1	35	2	6	0	3	9
Wells Township, Precinct 1	46	4	11	1	6	15
West Branch Township, Precinct 1	163	9	33	7	31	37
Total	8790	244	1421	43	973	1931

ELECTIONS DIVISION
2010 AUG 17 AM 11:35
DEPARTMENT OF STATE

Statement of Votes Cast
Marquette County, MI
2010 Primary
SOVC For Jurisdiction Wide, All Counters, Race Totals

	R D1 Congress						R D38 Senator		R D109 presentati
	Jason Allen (REP)	Dan Benishek (REP)	Patrick Donlon (REP)	Linda Goldthorpe (REP)	Don Hooper (REP)	Tom Stillings (REP)	Tom Casperson (REP)	Jeff Paulin (REP)	John Brock (REP)
Jurisdiction Wide									
City of Ishpeming, Precinct 1	85	100	3	15	31	15	217	32	183
City of Ishpeming, Precinct 2	44	99	2	15	21	5	162	25	144
City of Marquette, Precinct 1	32	78	3	7	7	6	118	16	100
City of Marquette, Precinct 2	57	87	3	20	11	5	159	20	131
City of Marquette, Precinct 3	37	82	0	11	11	9	127	23	97
City of Marquette, Precinct 4	31	59	1	5	11	1	88	15	67
City of Marquette, Precinct 5	20	49	0	5	3	6	64	19	61
City of Marquette, Precinct 6	27	46	1	2	3	6	72	17	63
City of Marquette, Precinct 7	36	80	3	7	6	7	117	23	99
City of Negaunee, Precinct 1	37	51	3	13	8	4	105	16	92
City of Negaunee, Precinct 2	34	66	1	7	12	7	112	17	93
Champion Township, Precinct 1	4	12	0	1	3	0	16	5	13
Chocolay Charter Township, Precinct 1	55	169	6	9	19	17	250	27	221
Chocolay Charter Township, Precinct 2	63	190	4	25	18	14	284	35	246
Ely Township, Precinct 1	30	66	2	11	13	7	110	13	95
Ewing Township, Precinct 1	6	13	2	0	2	0	22	2	13
Forsyth Township, Precinct 1	91	115	12	12	22	10	228	42	204
Forsyth Township, Precinct 2	21	58	3	5	9	8	93	11	84
Forsyth Township, Precinct 3	26	42	2	9	5	4	77	17	71
Humboldt Township, Precinct 1	9	21	0	4	6	2	36	5	30
Ishpeming Township, Precinct 1	27	76	4	10	8	1	110	16	87
Ishpeming Township, Precinct 2	39	65	1	6	13	3	108	20	99
Marquette Charter Township, Precinct 1	74	192	4	16	15	9	278	34	222
Michigamme Township, Precinct 1	10	22	2	5	5	2	34	9	30
Negaunee Township, Precinct 1	54	116	3	9	11	10	174	30	165
Powell Township, Precinct 1	24	37	1	8	3	6	72	15	-
Powell Township, Precinct 2	6	15	1	2	5	3	25	6	-
Republic Township, Precinct 1	26	63	1	4	9	3	91	13	81
Richmond Township, Precinct 1	3	26	0	4	3	1	30	9	22
Sands Township, Precinct 1	34	104	2	9	6	19	159	14	130
Skandia Township, Precinct 1	18	46	0	5	1	6	65	13	64
Tilden Township, Precinct 1	7	25	1	3	10	3	52	2	32
Turin Township, Precinct 1	6	8	0	1	2	2	16	5	17
Wells Township, Precinct 1	6	14	3	1	2	7	32	4	25
West Branch Township, Precinct 1	23	59	1	8	7	3	96	14	77
Total	1102	2351	75	274	321	211	3799	584	3158

Statement of Votes Cast
Marquette County, MI
2010 Primary
SOVC For Jurisdiction Wide, All Counters, Race Totals

	R D110 Representative		R D4 mmission	R D6 mmission	R D8 Commissioner			R D9 mmission	R Skandia PT Trustee
	Matt E. Huuki (REP)	Don Keith (REP)	Jim Hafeman (REP)	Lee G. Guizzetti (REP)	Joseph Callewaert (REP)	Bob Struck (REP)	Geno Suardini (REP)	Jeff Kleinschmidt (REP)	Beverly J. Johnson (REP)
Jurisdiction Wide									
City of Ishpeming, Precinct 1	-	-	-	-	-	-	-	-	-
City of Ishpeming, Precinct 2	-	-	-	-	-	-	-	-	-
City of Marquette, Precinct 1	-	-	-	-	-	-	-	-	-
City of Marquette, Precinct 2	-	-	-	-	-	-	-	-	-
City of Marquette, Precinct 3	-	-	-	-	-	-	-	-	-
City of Marquette, Precinct 4	-	-	-	-	-	-	-	-	-
City of Marquette, Precinct 5	-	-	-	-	-	-	-	-	-
City of Marquette, Precinct 6	-	-	-	-	-	-	-	-	-
City of Marquette, Precinct 7	-	-	-	-	-	-	-	-	-
City of Negaunee, Precinct 1	-	-	93	-	-	-	-	-	-
City of Negaunee, Precinct 2	-	-	97	-	-	-	-	-	-
Champion Township, Precinct 1	-	-	-	-	-	-	-	-	-
Chocolay Charter Township, Precinct 1	-	-	-	-	-	-	-	226	-
Chocolay Charter Township, Precinct 2	-	-	-	-	-	-	-	262	-
Ely Township, Precinct 1	-	-	-	-	-	-	-	-	-
Ewing Township, Precinct 1	-	-	-	-	10	13	0	-	-
Forsyth Township, Precinct 1	-	-	-	-	14	167	101	-	-
Forsyth Township, Precinct 2	-	-	-	-	11	63	33	-	-
Forsyth Township, Precinct 3	-	-	-	-	8	53	34	-	-
Humboldt Township, Precinct 1	-	-	-	-	-	-	-	-	-
Ishpeming Township, Precinct 1	-	-	-	90	-	-	-	-	-
Ishpeming Township, Precinct 2	-	-	-	99	-	-	-	-	-
Marquette Charter Township, Precinct 1	-	-	-	227	-	-	-	-	-
Michigamme Township, Precinct 1	-	-	-	-	-	-	-	-	-
Negaunee Township, Precinct 1	-	-	175	-	-	-	-	-	-
Powell Township, Precinct 1	38	30	-	-	-	-	-	-	-
Powell Township, Precinct 2	8	17	-	-	-	-	-	-	-
Republic Township, Precinct 1	-	-	-	-	-	-	-	-	-
Richmond Township, Precinct 1	-	-	-	-	-	-	-	-	-
Sands Township, Precinct 1	-	-	-	-	-	-	-	-	-
Skandia Township, Precinct 1	-	-	-	-	-	-	-	62	59
Tilden Township, Precinct 1	-	-	-	-	-	-	-	-	-
Turin Township, Precinct 1	-	-	-	-	-	-	-	17	-
Wells Township, Precinct 1	-	-	-	-	1	27	10	-	-
West Branch Township, Precinct 1	-	-	-	-	9	81	27	-	-
Total	46	47	365	416	53	404	205	567	59

Statement of Votes Cast
Marquette County, MI
2010 Primary
SOVC For Jurisdiction Wide, All Counters, Race Totals

	D Governor		D D1 Congress	D D38 Senator	D D109 epresentati	D D110 Representative			D D1 ommission
	Virg Bernero (DEM)	Andy Dillon (DEM)	Gary McDowell (DEM)	Michael A. Lahti (DEM)	Steven W. Lindberg (DEM)	Robert Black (DEM)	Scott Dianda (DEM)	William C. Doan (DEM)	Jim Cihak (DEM)
Jurisdiction Wide									
City of Ishpeming, Precinct 1	115	66	170	173	175	-	-	-	-
City of Ishpeming, Precinct 2	128	68	186	193	194	-	-	-	-
City of Marquette, Precinct 1	84	30	111	119	123	-	-	-	-
City of Marquette, Precinct 2	90	61	139	144	145	-	-	-	-
City of Marquette, Precinct 3	105	50	138	147	154	-	-	-	-
City of Marquette, Precinct 4	105	34	118	124	125	-	-	-	-
City of Marquette, Precinct 5	73	34	97	102	106	-	-	-	-
City of Marquette, Precinct 6	58	34	79	83	83	-	-	-	82
City of Marquette, Precinct 7	133	39	150	151	154	-	-	-	138
City of Negaunee, Precinct 1	85	41	120	122	123	-	-	-	-
City of Negaunee, Precinct 2	106	44	139	148	152	-	-	-	-
Champion Township, Precinct 1	18	14	31	30	31	-	-	-	-
Chocolay Charter Township, Precinct 1	91	58	137	136	141	-	-	-	-
Chocolay Charter Township, Precinct 2	133	66	180	192	186	-	-	-	-
Ely Township, Precinct 1	83	37	116	120	116	-	-	-	-
Ewing Township, Precinct 1	9	5	14	14	14	-	-	-	-
Forsyth Township, Precinct 1	79	37	112	115	114	-	-	-	-
Forsyth Township, Precinct 2	14	12	24	24	25	-	-	-	-
Forsyth Township, Precinct 3	39	10	47	49	50	-	-	-	-
Humboldt Township, Precinct 1	23	22	40	43	41	-	-	-	-
Ishpeming Township, Precinct 1	65	25	86	90	90	-	-	-	-
Ishpeming Township, Precinct 2	81	27	106	113	108	-	-	-	-
Marquette Charter Township, Precinct 1	159	102	233	236	244	-	-	-	-
Michigamme Township, Precinct 1	27	21	44	53	51	-	-	-	-
Negaunee Township, Precinct 1	124	42	149	159	159	-	-	-	-
Powell Township, Precinct 1	39	34	59	64	-	28	18	11	-
Powell Township, Precinct 2	10	14	21	23	-	7	6	2	-
Republic Township, Precinct 1	46	49	88	91	89	-	-	-	-
Richmond Township, Precinct 1	62	24	81	86	85	-	-	-	-
Sands Township, Precinct 1	69	23	84	89	91	-	-	-	-
Skandia Township, Precinct 1	10	10	18	19	19	-	-	-	-
Tilden Township, Precinct 1	68	29	90	98	93	-	-	-	-
Turin Township, Precinct 1	10	4	12	13	13	-	-	-	-
Wells Township, Precinct 1	3	5	8	8	8	-	-	-	-
West Branch Township, Precinct 1	25	10	33	35	34	-	-	-	-
Total	2369	1181	3260	3406	3336	35	24	13	220

Statement of Votes Cast
Marquette County, MI
2010 Primary
SOVC For Jurisdiction Wide, All Counters, Race Totals

	D D2 Commissioner		D D3 Commissioner		D D4 mmission	D D5 mmission	D D6 Commissioner		D D7 Commissioner	
	Don K. Potvin (DEM)	Harvey Wallace (DEM)	Bruce Heikkila (DEM)	Rich Rossway (DEM)	Gerald Corkin (DEM)	Nick Joseph (DEM)	Paul Arsenault (DEM)	Randy Ritari (DEM)	Karl P. Numinen (DEM)	Deborah Pellow (DEM)
Jurisdiction Wide										
City of Ishpeming, Precinct 1	-	-	-	-	-	172	-	-	-	-
City of Ishpeming, Precinct 2	-	-	-	-	-	195	-	-	-	-
City of Marquette, Precinct 1	-	-	119	20	-	-	-	-	-	-
City of Marquette, Precinct 2	-	-	125	45	-	-	-	-	-	-
City of Marquette, Precinct 3	84	98	-	-	-	-	-	-	-	-
City of Marquette, Precinct 4	74	78	-	-	-	-	-	-	-	-
City of Marquette, Precinct 5	49	66	-	-	-	-	-	-	-	-
City of Marquette, Precinct 6	-	-	-	-	-	-	-	-	-	-
City of Marquette, Precinct 7	-	-	-	-	-	-	-	-	-	-
City of Negaunee, Precinct 1	-	-	-	-	111	-	-	-	-	-
City of Negaunee, Precinct 2	-	-	-	-	130	-	-	-	-	-
Champion Township, Precinct 1	-	-	-	-	-	-	-	-	21	13
Chocolay Charter Township, Precinct 1	-	-	-	-	-	-	-	-	-	-
Chocolay Charter Township, Precinct 2	-	-	-	-	-	-	-	-	-	-
Ely Township, Precinct 1	-	-	-	-	-	-	-	-	27	102
Ewing Township, Precinct 1	-	-	-	-	-	-	-	-	-	-
Forsyth Township, Precinct 1	-	-	-	-	-	-	-	-	-	-
Forsyth Township, Precinct 2	-	-	-	-	-	-	-	-	-	-
Forsyth Township, Precinct 3	-	-	-	-	-	-	-	-	-	-
Humboldt Township, Precinct 1	-	-	-	-	-	-	-	-	23	29
Ishpeming Township, Precinct 1	-	-	-	-	-	-	59	39	-	-
Ishpeming Township, Precinct 2	-	-	-	-	-	-	78	40	-	-
Marquette Charter Township, Precinct 1	-	-	-	-	-	-	123	165	-	-
Michigamme Township, Precinct 1	-	-	-	-	-	-	-	-	15	49
Negaunee Township, Precinct 1	-	-	-	-	137	-	-	-	-	-
Powell Township, Precinct 1	-	-	-	-	-	-	-	-	17	56
Powell Township, Precinct 2	-	-	-	-	-	-	-	-	8	19
Republic Township, Precinct 1	-	-	-	-	-	-	-	-	21	74
Richmond Township, Precinct 1	-	-	-	-	-	-	-	-	18	71
Sands Township, Precinct 1	-	-	83	18	-	-	-	-	-	-
Skandia Township, Precinct 1	-	-	-	-	-	-	-	-	-	-
Tilden Township, Precinct 1	-	-	-	-	-	-	-	-	20	96
Turin Township, Precinct 1	-	-	-	-	-	-	-	-	-	-
Wells Township, Precinct 1	-	-	-	-	-	-	-	-	-	-
West Branch Township, Precinct 1	-	-	-	-	-	-	-	-	-	-
Total	207	242	327	83	378	367	260	244	170	509

Statement of Votes Cast
Marquette County, MI
2010 Primary
SOVC For Jurisdiction Wide, All Counters, Race Totals

	D D8 ommission	D D9 ommission	County Medical Prop		Chocolay Iron Heritage		Ewing Road Millage		Marquette Twp Library	
	Bill Nordeen (DEM)	Charles Bergdahl (DEM)	YES	NO	YES	NO	YES	NO	YES	NO
Jurisdiction Wide										
City of Ishpeming, Precinct 1	-	-	321	121	-	-	-	-	-	-
City of Ishpeming, Precinct 2	-	-	273	108	-	-	-	-	-	-
City of Marquette, Precinct 1	-	-	185	71	-	-	-	-	-	-
City of Marquette, Precinct 2	-	-	241	87	-	-	-	-	-	-
City of Marquette, Precinct 3	-	-	248	69	-	-	-	-	-	-
City of Marquette, Precinct 4	-	-	193	58	-	-	-	-	-	-
City of Marquette, Precinct 5	-	-	147	42	-	-	-	-	-	-
City of Marquette, Precinct 6	-	-	131	36	-	-	-	-	-	-
City of Marquette, Precinct 7	-	-	254	52	-	-	-	-	-	-
City of Negaunee, Precinct 1	-	-	192	56	-	-	-	-	-	-
City of Negaunee, Precinct 2	-	-	207	61	-	-	-	-	-	-
Champion Township, Precinct 1	-	-	37	10	-	-	-	-	-	-
Chocolay Charter Township, Precinct 1	-	136	270	143	230	184	-	-	-	-
Chocolay Charter Township, Precinct 2	-	184	356	172	306	214	-	-	-	-
Ely Township, Precinct 1	-	-	148	94	-	-	-	-	-	-
Ewing Township, Precinct 1	16	-	10	26	-	-	28	11	-	-
Forsyth Township, Precinct 1	108	-	238	124	-	-	-	-	-	-
Forsyth Township, Precinct 2	23	-	71	47	-	-	-	-	-	-
Forsyth Township, Precinct 3	45	-	74	54	-	-	-	-	-	-
Humboldt Township, Precinct 1	-	-	57	24	-	-	-	-	-	-
Ishpeming Township, Precinct 1	-	-	157	60	-	-	-	-	-	-
Ishpeming Township, Precinct 2	-	-	157	65	-	-	-	-	-	-
Marquette Charter Township, Precinct 1	-	-	408	171	-	-	-	-	466	145
Michigamme Township, Precinct 1	-	-	63	27	-	-	-	-	-	-
Negaunee Township, Precinct 1	-	-	270	91	-	-	-	-	-	-
Powell Township, Precinct 1	-	-	100	59	-	-	-	-	-	-
Powell Township, Precinct 2	-	-	31	30	-	-	-	-	-	-
Republic Township, Precinct 1	-	-	134	60	-	-	-	-	-	-
Richmond Township, Precinct 1	-	-	85	31	-	-	-	-	-	-
Sands Township, Precinct 1	-	-	176	98	-	-	-	-	-	-
Skandia Township, Precinct 1	-	21	52	40	-	-	-	-	-	-
Tilden Township, Precinct 1	-	-	123	46	-	-	-	-	-	-
Turin Township, Precinct 1	-	11	15	16	-	-	-	-	-	-
Wells Township, Precinct 1	8	-	15	22	-	-	-	-	-	-
West Branch Township, Precinct 1	36	-	69	74	-	-	-	-	-	-
Total	236	352	5508	2345	536	398	28	11	466	145

Statement of Votes Cast
Marquette County, MI
2010 Primary
SOVC For Jurisdiction Wide, All Counters, Race Totals

	Marquette Twp Iron Her		Negaunee Iron Heritage		Powell Library Prop		Republic Millage Renew		Richmond Road Millage	
	YES	NO	YES	NO	YES	NO	YES	NO	YES	NO
Jurisdiction Wide										
City of Ishpeming, Precinct 1	-	-	-	-	-	-	-	-	-	-
City of Ishpeming, Precinct 2	-	-	-	-	-	-	-	-	-	-
City of Marquette, Precinct 1	-	-	-	-	-	-	-	-	-	-
City of Marquette, Precinct 2	-	-	-	-	-	-	-	-	-	-
City of Marquette, Precinct 3	-	-	-	-	-	-	-	-	-	-
City of Marquette, Precinct 4	-	-	-	-	-	-	-	-	-	-
City of Marquette, Precinct 5	-	-	-	-	-	-	-	-	-	-
City of Marquette, Precinct 6	-	-	-	-	-	-	-	-	-	-
City of Marquette, Precinct 7	-	-	-	-	-	-	-	-	-	-
City of Negaunee, Precinct 1	-	-	-	-	-	-	-	-	-	-
City of Negaunee, Precinct 2	-	-	-	-	-	-	-	-	-	-
Champion Township, Precinct 1	-	-	-	-	-	-	-	-	-	-
Chocolay Charter Township, Precinct 1	-	-	-	-	-	-	-	-	-	-
Chocolay Charter Township, Precinct 2	-	-	-	-	-	-	-	-	-	-
Ely Township, Precinct 1	-	-	-	-	-	-	-	-	-	-
Ewing Township, Precinct 1	-	-	-	-	-	-	-	-	-	-
Forsyth Township, Precinct 1	-	-	-	-	-	-	-	-	-	-
Forsyth Township, Precinct 2	-	-	-	-	-	-	-	-	-	-
Forsyth Township, Precinct 3	-	-	-	-	-	-	-	-	-	-
Humboldt Township, Precinct 1	-	-	-	-	-	-	-	-	-	-
Ishpeming Township, Precinct 1	-	-	-	-	-	-	-	-	-	-
Ishpeming Township, Precinct 2	-	-	-	-	-	-	-	-	-	-
Marquette Charter Township, Precinct 1	339	263	-	-	-	-	-	-	-	-
Michigamme Township, Precinct 1	-	-	-	-	-	-	-	-	-	-
Negaunee Township, Precinct 1	-	-	242	128	-	-	-	-	-	-
Powell Township, Precinct 1	-	-	-	-	89	86	-	-	-	-
Powell Township, Precinct 2	-	-	-	-	42	27	-	-	-	-
Republic Township, Precinct 1	-	-	-	-	-	-	138	59	-	-
Richmond Township, Precinct 1	-	-	-	-	-	-	-	-	88	33
Sands Township, Precinct 1	-	-	-	-	-	-	-	-	-	-
Skandia Township, Precinct 1	-	-	-	-	-	-	-	-	-	-
Tilden Township, Precinct 1	-	-	-	-	-	-	-	-	-	-
Turin Township, Precinct 1	-	-	-	-	-	-	-	-	-	-
Wells Township, Precinct 1	-	-	-	-	-	-	-	-	-	-
West Branch Township, Precinct 1	-	-	-	-	-	-	-	-	-	-
Total	339	263	242	128	131	113	138	59	88	33

Statement of Votes Cast
Marquette County, MI
2010 Primary
SOVC For Jurisdiction Wide, All Counters, Race Totals

	Skandia Road Millage		Tilden Road Millage		Tilden Iron Heritage		West Branch Emer Serv		West Branch Gen Op	
	YES	NO	YES	NO	YES	NO	YES	NO	YES	NO
Jurisdiction Wide										
City of Ishpeming, Precinct 1	-	-	-	-	-	-	-	-	-	-
City of Ishpeming, Precinct 2	-	-	-	-	-	-	-	-	-	-
City of Marquette, Precinct 1	-	-	-	-	-	-	-	-	-	-
City of Marquette, Precinct 2	-	-	-	-	-	-	-	-	-	-
City of Marquette, Precinct 3	-	-	-	-	-	-	-	-	-	-
City of Marquette, Precinct 4	-	-	-	-	-	-	-	-	-	-
City of Marquette, Precinct 5	-	-	-	-	-	-	-	-	-	-
City of Marquette, Precinct 6	-	-	-	-	-	-	-	-	-	-
City of Marquette, Precinct 7	-	-	-	-	-	-	-	-	-	-
City of Negaunee, Precinct 1	-	-	-	-	-	-	-	-	-	-
City of Negaunee, Precinct 2	-	-	-	-	-	-	-	-	-	-
Champion Township, Precinct 1	-	-	-	-	-	-	-	-	-	-
Chocolay Charter Township, Precinct 1	-	-	-	-	-	-	-	-	-	-
Chocolay Charter Township, Precinct 2	-	-	-	-	-	-	-	-	-	-
Ely Township, Precinct 1	-	-	-	-	-	-	-	-	-	-
Ewing Township, Precinct 1	-	-	-	-	-	-	-	-	-	-
Forsyth Township, Precinct 1	-	-	-	-	-	-	-	-	-	-
Forsyth Township, Precinct 2	-	-	-	-	-	-	-	-	-	-
Forsyth Township, Precinct 3	-	-	-	-	-	-	-	-	-	-
Humboldt Township, Precinct 1	-	-	-	-	-	-	-	-	-	-
Ishpeming Township, Precinct 1	-	-	-	-	-	-	-	-	-	-
Ishpeming Township, Precinct 2	-	-	-	-	-	-	-	-	-	-
Marquette Charter Township, Precinct 1	-	-	-	-	-	-	-	-	-	-
Michigamme Township, Precinct 1	-	-	-	-	-	-	-	-	-	-
Negaunee Township, Precinct 1	-	-	-	-	-	-	-	-	-	-
Powell Township, Precinct 1	-	-	-	-	-	-	-	-	-	-
Powell Township, Precinct 2	-	-	-	-	-	-	-	-	-	-
Republic Township, Precinct 1	-	-	-	-	-	-	-	-	-	-
Richmond Township, Precinct 1	-	-	-	-	-	-	-	-	-	-
Sands Township, Precinct 1	-	-	-	-	-	-	-	-	-	-
Skandia Township, Precinct 1	59	24	-	-	-	-	-	-	-	-
Tilden Township, Precinct 1	-	-	127	48	102	74	-	-	-	-
Turin Township, Precinct 1	-	-	-	-	-	-	-	-	-	-
Wells Township, Precinct 1	-	-	-	-	-	-	-	-	-	-
West Branch Township, Precinct 1	-	-	-	-	-	-	101	52	61	92
Total	59	24	127	48	102	74	101	52	61	92

Statement of Votes Cast
Marquette County, MI
2010 Primary
SOVC For Jurisdiction Wide, All Counters, Race Totals

	C Ishpeming Iron Heritage		C Marquette Iron Heritage		C Negaunee Iron Heritage	
	YES	NO	YES	NO	YES	NO
Jurisdiction Wide						
City of Ishpeming, Precinct 1	268	181	-	-	-	-
City of Ishpeming, Precinct 2	246	157	-	-	-	-
City of Marquette, Precinct 1	-	-	151	111	-	-
City of Marquette, Precinct 2	-	-	201	136	-	-
City of Marquette, Precinct 3	-	-	208	100	-	-
City of Marquette, Precinct 4	-	-	160	83	-	-
City of Marquette, Precinct 5	-	-	123	66	-	-
City of Marquette, Precinct 6	-	-	108	73	-	-
City of Marquette, Precinct 7	-	-	228	72	-	-
City of Negaunee, Precinct 1	-	-	-	-	165	81
City of Negaunee, Precinct 2	-	-	-	-	205	91
Champion Township, Precinct 1	-	-	-	-	-	-
Chocolay Charter Township, Precinct 1	-	-	-	-	-	-
Chocolay Charter Township, Precinct 2	-	-	-	-	-	-
Ely Township, Precinct 1	-	-	-	-	-	-
Ewing Township, Precinct 1	-	-	-	-	-	-
Forsyth Township, Precinct 1	-	-	-	-	-	-
Forsyth Township, Precinct 2	-	-	-	-	-	-
Forsyth Township, Precinct 3	-	-	-	-	-	-
Humboldt Township, Precinct 1	-	-	-	-	-	-
Ishpeming Township, Precinct 1	-	-	-	-	-	-
Ishpeming Township, Precinct 2	-	-	-	-	-	-
Marquette Charter Township, Precinct 1	-	-	-	-	-	-
Michigamme Township, Precinct 1	-	-	-	-	-	-
Negaunee Township, Precinct 1	-	-	-	-	-	-
Powell Township, Precinct 1	-	-	-	-	-	-
Powell Township, Precinct 2	-	-	-	-	-	-
Republic Township, Precinct 1	-	-	-	-	-	-
Richmond Township, Precinct 1	-	-	-	-	-	-
Sands Township, Precinct 1	-	-	-	-	-	-
Skandia Township, Precinct 1	-	-	-	-	-	-
Tilden Township, Precinct 1	-	-	-	-	-	-
Turin Township, Precinct 1	-	-	-	-	-	-
Wells Township, Precinct 1	-	-	-	-	-	-
West Branch Township, Precinct 1	-	-	-	-	-	-
Total	514	338	1179	641	370	172

Statement of Votes Cast
Marquette County, MI
2010 Primary
SOVC For Jurisdiction Wide, All Counters, Race Totals

State of Michigan
County of Marquette

We Hereby Certify, That the foregoing is a correct transcript of the Statement of the Board of County Canvassers, of the County of Marquette, of the votes given in such County for the indicated proposals at the August Primary Election held on Tuesday, August 3, 2010, as appears from the original statement on file in the office of the County Clerk.

In Witness Whereof, We have hereunto set our hands and caused to be affixed the Seal of the Circuit Court for the County of Marquette this 12th day of August, 2010.

Board of County Canvassers

Attest:
Connie M. Branam, Marquette County Clerk

NUMBERED KEY CANVASS

RUN DATE:08/03/10 11:50 PM

2010 MICHIGAN PRIMARY ELECTION
MASON COUNTY, MICHIGAN
AUGUST 3, 2010
STATISTICS

	TOTAL	PERCENT		TOTAL	PERCENT
01 = REGISTERED VOTERS - TOTAL MASON COUNTY	21,820		05 = BALLOTS CAST - REPUBLICAN PARTY MASON	4,719	41.57
02 = REGISTERED VOTERS - REPUBLICAN PARTY	0		06 = BALLOTS CAST - DEMOCRATIC PARTY MASON	918	8.09
03 = REGISTERED VOTERS - DEMOCRATIC PARTY	0		07 = BALLOTS CAST - CROSSOVER MASON COUNTY	39	
04 = BALLOTS CAST - TOTAL MASON COUNTY	5,676		08 = VOTER TURNOUT - TOTAL MASON COUNTY		26.01

	01	02	03	04	05	06	07	08
0001 City of Ludington, Pct 1	942	0	0	292	252	38	2	31.00
0002 City of Ludington, Pct 2	1124	0	0	288	246	40	2	25.62
0003 City of Ludington, Pct 3	954	0	0	236	195	41	0	24.74
0004 City of Ludington, Pct 4	815	0	0	171	134	35	2	20.98
0005 City of Ludington, Pct 5	1101	0	0	276	215	57	4	25.07
0006 City of Ludington, Pct 6	895	0	0	190	157	31	2	21.23
0007 City of Scottville, Pct 1	482	0	0	95	75	19	1	19.71
0008 City of Scottville, Pct 2	415	0	0	68	58	8	2	16.39
0009 Amber Township, Pct 1	1851	0	0	418	371	46	1	22.58
0010 Branch Township, Pct 1	948	0	0	193	171	20	2	20.36
0011 Custer Township, Pct 1	954	0	0	236	220	15	1	24.74
0012 Eden Township, Pct 1	433	0	0	105	87	17	1	24.25
0013 Free Soil Township	672	0	0	199	118	81	0	29.61
0014 Grant Township	773	0	0	156	107	49	0	20.18
0015 Hamlin Township Pct 1	1144	0	0	333	273	54	6	29.11
0016 Hamlin Township Pct 2	1711	0	0	485	416	62	7	28.35
0017 Logan Township	259	0	0	95	88	7	0	36.68
0018 Meade Township, Pct 1	111	0	0	41	27	12	2	36.94
0019 PM Charter Pct 1	537	0	0	197	171	25	1	36.69
0020 PM Charter Pct 2	1275	0	0	426	362	63	1	33.41
0021 Riverton Township	879	0	0	266	242	23	1	30.26
0022 Sheridan Township, Pct 1	770	0	0	214	124	89	1	27.79
0023 Sherman Township	857	0	0	202	177	25	0	23.57
0024 Summit Township, Pct 1	838	0	0	272	241	31	0	32.46
0025 Victory Township, Pct 1	1080	0	0	222	192	30	0	20.56

GOVERNOR MASON COUNTY
Vote for not more than 1

	VOTES	PERCENT		VOTES	PERCENT
01 = Virg Bernero	468	53.36			
02 = Andy Dillon	407	46.41	03 = WRITE-IN	2	.23

	01	02	03
0001 City of Ludington, Pct 1	19	17	1
0002 City of Ludington, Pct 2	26	13	0
0003 City of Ludington, Pct 3	25	15	0
0004 City of Ludington, Pct 4	12	22	0
0005 City of Ludington, Pct 5	26	31	0
0006 City of Ludington, Pct 6	21	9	0
0007 City of Scottville, Pct 1	10	8	0
0008 City of Scottville, Pct 2	3	5	0
0009 Amber Township, Pct 1	20	26	0
0010 Branch Township, Pct 1	11	9	0
0011 Custer Township, Pct 1	9	6	0
0012 Eden Township, Pct 1	9	5	0
0013 Free Soil Township	28	39	1
0014 Grant Township	25	22	0
0015 Hamlin Township Pct 1	35	19	0
0016 Hamlin Township Pct 2	38	23	0
0017 Logan Township	5	2	0
0018 Meade Township, Pct 1	7	5	0
0019 PM Charter Pct 1	16	9	0
0020 PM Charter Pct 2	31	32	0
0021 Riverton Township	16	7	0
0022 Sheridan Township, Pct 1	35	39	0
0023 Sherman Township	14	11	0
0024 Summit Township, Pct 1	12	18	0
0025 Victory Township, Pct 1	15	15	0

GOVERNOR MASON COUNTY
Vote for not more than 1

	VOTES	PERCENT		VOTES	PERCENT
01 = Mike Bouchard	178	3.80	04 = Pete Hoekstra	2,468	52.70
02 = Mike Cox	642	13.71	05 = Rick Snyder	1,345	28.72
03 = Tom George	49	1.05	06 = WRITE-IN	1	.02

	01	02	03	04	05	06
0001 City of Ludington, Pct 1	6	36	4	139	65	0
0002 City of Ludington, Pct 2	10	31	4	129	72	0
0003 City of Ludington, Pct 3	5	19	0	106	61	0
0004 City of Ludington, Pct 4	3	15	4	67	42	0
0005 City of Ludington, Pct 5	5	32	2	114	59	0
0006 City of Ludington, Pct 6	2	16	1	95	41	0
0007 City of Scottville, Pct 1	2	12	2	41	17	0
0008 City of Scottville, Pct 2	4	6	0	29	18	0
0009 Amber Township, Pct 1	14	40	2	216	98	0
0010 Branch Township, Pct 1	5	26	1	68	70	0
0011 Custer Township, Pct 1	17	34	3	110	56	0
0012 Eden Township, Pct 1	4	9	2	37	34	0
0013 Free Soil Township	6	16	0	52	43	0
0014 Grant Township	3	25	2	39	36	0
0015 Hamlin Township Pct 1	8	40	4	145	76	0
0016 Hamlin Township Pct 2	14	57	3	221	120	0
0017 Logan Township	3	18	0	41	21	0
0018 Meade Township, Pct 1	1	5	0	14	7	0
0019 PM Charter Pct 1	6	13	2	106	44	0
0020 PM Charter Pct 2	19	44	3	192	103	0
0021 Riverton Township	8	30	3	126	73	0
0022 Sheridan Township, Pct 1	8	23	2	49	41	0
0023 Sherman Township	10	32	3	96	36	0
0024 Summit Township, Pct 1	11	32	2	126	66	0
0025 Victory Township, Pct 1	4	31	0	110	46	1

REPRESENTATIVE IN CONGRESS MASON COUNTY
Vote for not more than 1

	VOTES	PERCENT		VOTES	PERCENT
01 = Fred Johnson	444	52.92			
02 = Nicolette McClure	395	47.08	03 = WRITE-IN	0	

	01	02	03
0001 City of Ludington, Pct 1	21	12	0
0002 City of Ludington, Pct 2	16	20	0
0003 City of Ludington, Pct 3	26	11	0
0004 City of Ludington, Pct 4	17	17	0
0005 City of Ludington, Pct 5	26	30	0
0006 City of Ludington, Pct 6	10	17	0
0007 City of Scottville, Pct 1	9	8	0
0008 City of Scottville, Pct 2	2	6	0
0009 Amber Township, Pct 1	26	19	0
0010 Branch Township, Pct 1	11	8	0
0011 Custer Township, Pct 1	9	6	0
0012 Eden Township, Pct 1	7	10	0
0013 Free Soil Township	29	38	0
0014 Grant Township	24	19	0
0015 Hamlin Township Pct 1	30	21	0
0016 Hamlin Township Pct 2	28	30	0
0017 Logan Township	3	3	0
0018 Meade Township, Pct 1	4	7	0
0019 PM Charter Pct 1	18	5	0
0020 PM Charter Pct 2	33	28	0
0021 Riverton Township	15	7	0
0022 Sheridan Township, Pct 1	36	36	0
0023 Sherman Township	12	11	0
0024 Summit Township, Pct 1	17	13	0
0025 Victory Township, Pct 1	15	13	0

REPRESENTATIVE IN CONGRESS MASON COUNTY
Vote for not more than 1

	VOTES	PERCENT
01 = Bill Cooper	849	19.57
02 = Bill Huizenga	1,276	29.41
03 = Wayne D. Kuipers	466	10.74
04 = Chris Larson	205	4.73
05 = Field Reichardt	162	3.73
06 = Jay Riemersma	1,193	27.50
07 = Ted Schendel	184	4.24
08 = WRITE-IN	3	.07

	01	02	03	04	05	06	07	08
0001 City of Ludington, Pct 1	43	77	13	6	13	62	12	0
0002 City of Ludington, Pct 2	46	68	35	14	9	54	9	0
0003 City of Ludington, Pct 3	34	58	22	4	8	51	5	0
0004 City of Ludington, Pct 4	16	35	18	9	1	30	10	0
0005 City of Ludington, Pct 5	28	63	18	13	8	50	4	0
0006 City of Ludington, Pct 6	25	40	9	4	7	55	2	1
0007 City of Scottville, Pct 1	11	22	7	2	4	20	6	0
0008 City of Scottville, Pct 2	15	8	8	1	2	17	3	0
0009 Amber Township, Pct 1	65	102	37	12	7	108	12	0
0010 Branch Township, Pct 1	26	34	20	10	8	51	7	0
0011 Custer Township, Pct 1	33	69	29	11	2	53	6	0
0012 Eden Township, Pct 1	17	18	8	7	3	22	5	0
0013 Free Soil Township	15	37	4	7	7	26	8	1
0014 Grant Township	29	30	9	5	4	19	3	0
0015 Hamlin Township Pct 1	54	71	23	19	7	73	11	0
0016 Hamlin Township Pct 2	87	109	38	16	26	98	14	0
0017 Logan Township	17	18	9	5	5	16	4	0
0018 Meade Township, Pct 1	5	6	4	0	0	10	1	0
0019 PM Charter Pct 1	34	41	11	5	6	58	1	0
0020 PM Charter Pct 2	77	68	49	11	11	100	18	0
0021 Riverton Township	54	63	24	11	10	53	9	0
0022 Sheridan Township, Pct 1	20	33	11	13	2	34	4	0
0023 Sherman Township	19	73	23	6	0	34	9	0
0024 Summit Township, Pct 1	46	77	26	11	8	51	3	0
0025 Victory Township, Pct 1	33	56	11	3	4	48	18	1

STATE SENATOR MASON COUNTY
Vote for not more than 1

	VOTES	PERCENT
01 = Mary Valentine	783	99.62
02 = WRITE-IN	3	.38

	01	02
0001 City of Ludington, Pct 1	32	0
0002 City of Ludington, Pct 2	34	0
0003 City of Ludington, Pct 3	35	0
0004 City of Ludington, Pct 4	33	0
0005 City of Ludington, Pct 5	52	0
0006 City of Ludington, Pct 6	25	1
0007 City of Scottville, Pct 1	14	0
0008 City of Scottville, Pct 2	8	0
0009 Amber Township, Pct 1	44	0
0010 Branch Township, Pct 1	17	0
0011 Custer Township, Pct 1	14	0
0012 Eden Township, Pct 1	15	0
0013 Free Soil Township	59	1
0014 Grant Township	44	0
0015 Hamlin Township Pct 1	51	0
0016 Hamlin Township Pct 2	54	0
0017 Logan Township	6	0
0018 Meade Township, Pct 1	8	0
0019 PM Charter Pct 1	21	0
0020 PM Charter Pct 2	58	0
0021 Riverton Township	19	0
0022 Sheridan Township, Pct 1	63	0
0023 Sherman Township	22	1
0024 Summit Township, Pct 1	28	0
0025 Victory Township, Pct 1	27	0

STATE SENATOR MASON COUNTY
Vote for not more than 1

	VOTES	PERCENT
01 = Goeff Hansen	3,886	99.74
02 = WRITE-IN	10	.26

	01	02
0001 City of Ludington, Pct 1	200	0
0002 City of Ludington, Pct 2	213	0
0003 City of Ludington, Pct 3	157	0
0004 City of Ludington, Pct 4	108	0
0005 City of Ludington, Pct 5	168	1
0006 City of Ludington, Pct 6	126	0
0007 City of Scottville, Pct 1	64	1
0008 City of Scottville, Pct 2	51	1
0009 Amber Township, Pct 1	310	0
0010 Branch Township, Pct 1	139	0
0011 Custer Township, Pct 1	189	0
0012 Eden Township, Pct 1	72	0
0013 Free Soil Township	90	0
0014 Grant Township	81	0
0015 Hamlin Township Pct 1	221	2
0016 Hamlin Township Pct 2	336	1
0017 Logan Township	66	0
0018 Meade Township, Pct 1	20	0
0019 PM Charter Pct 1	150	0
0020 PM Charter Pct 2	311	0
0021 Riverton Township	206	0
0022 Sheridan Township, Pct 1	102	2
0023 Sherman Township	144	1
0024 Summit Township, Pct 1	200	0
0025 Victory Township, Pct 1	162	1

REPRESENTATIVE IN STATE LEGISLATURE MASON COUNTY
Vote for not more than 1

	VOTES	PERCENT
01 = Dan Scripps	819	99.51
02 = WRITE-IN	4	.49

	01	02
0001 City of Ludington, Pct 1	38	0
0002 City of Ludington, Pct 2	37	0
0003 City of Ludington, Pct 3	39	0
0004 City of Ludington, Pct 4	33	0
0005 City of Ludington, Pct 5	53	0
0006 City of Ludington, Pct 6	28	1
0007 City of Scottville, Pct 1	17	0
0008 City of Scottville, Pct 2	6	0
0009 Amber Township, Pct 1	45	0
0010 Branch Township, Pct 1	18	0
0011 Custer Township, Pct 1	15	0
0012 Eden Township, Pct 1	16	0
0013 Free Soil Township	60	2
0014 Grant Township	42	0
0015 Hamlin Township Pct 1	51	0
0016 Hamlin Township Pct 2	55	0
0017 Logan Township	7	0
0018 Meade Township, Pct 1	12	0
0019 PM Charter Pct 1	24	0
0020 PM Charter Pct 2	59	0
0021 Riverton Township	22	0
0022 Sheridan Township, Pct 1	65	0
0023 Sherman Township	22	0
0024 Summit Township, Pct 1	26	1
0025 Victory Township, Pct 1	29	0

REPRESENTAVE IN STATE LEGISLATURE MASON COUNTY
Vote for not more than 1

	VOTES	PERCENT		VOTES	PERCENT
01 = John C. Arens	1,137	27.80			
02 = Ray A. Franz	2,945	72.00	03 = WRITE-IN	8	.20

	01	02	03
0001 City of Ludington, Pct 1	77	134	0
0002 City of Ludington, Pct 2	75	151	0
0003 City of Ludington, Pct 3	57	111	0
0004 City of Ludington, Pct 4	30	83	0
0005 City of Ludington, Pct 5	60	113	3
0006 City of Ludington, Pct 6	44	95	1
0007 City of Scottville, Pct 1	20	50	0
0008 City of Scottville, Pct 2	15	39	0
0009 Amber Township, Pct 1	93	227	1
0010 Branch Township, Pct 1	42	105	0
0011 Custer Township, Pct 1	45	149	0
0012 Eden Township, Pct 1	21	54	1
0013 Free Soil Township	40	67	0
0014 Grant Township	24	72	0
0015 Hamlin Township Pct 1	62	179	0
0016 Hamlin Township Pct 2	75	276	0
0017 Logan Township	19	51	0
0018 Meade Township, Pct 1	3	21	0
0019 PM Charter Pct 1	44	107	0
0020 PM Charter Pct 2	77	228	1
0021 Riverton Township	59	152	0
0022 Sheridan Township, Pct 1	38	67	0
0023 Sherman Township	35	122	0
0024 Summit Township, Pct 1	56	150	0
0025 Victory Township, Pct 1	26	142	1



Search
Home
About Us
Commissioners
County Officials
Departments
Other Agencies
Elections
Events & Calendar
Employment
Other Links
Contact Us
Minutes

Elections - Unofficial Votes

Use F5 to refresh Votes

MECOSTA COUNTY
23/23 Precincts reporting

AUGUST 3, 2010 PRIMARY ELECTION

OFFICE	REPUBLICAN CANDIDATE	DEMOCRATIC CANDIDATE
GOVERNOR	Mike Bouchard 387 Mike Cox 1,386 Tom George 58 Pete Hoekstra 1,345 Rick Snyder 1,842	Virg Bernero 603 Andy Dillon 310
4TH DISTRICT REPRESENTATIVE IN CONGRESS	Dave Camp 4,496	Jerry M. Campbell 804
35TH DISTRICT STATE SENATOR	Darwin L. Booher 3,766 Kevin Davis 553 Gary A. Finstrom 457	Roger Dunigan 583 George E. Huffman III 217
102ND DISTRICT STATE REPRESENTATIVE	Linda Howard 1,807 Morris Langworthy Jr. 746 Jeremy Mishler 1,513 Philip N. Potvin 647	Jodi Estes Gabert 798

	Ryan A. Steig 190	
COUNTY ROAD COMMISSIONER	John Currie 4,328	
COUNTY COMMISSIONER DISTRICT #1	Kevin M. Courtney 756	
COUNTY COMMISSIONER DISTRICT #2	Jerry Williams 549	
COUNTY COMMISSIONER DISTRICT #3	Michael Storey 416 Dick Wheeler 751	
COUNTY COMMISSIONER DISTRICT #4	Ray Steinke 491	
COUNTY COMMISSIONER DISTRICT #5	Art Adleman 616	
COUNTY COMMISSIONER DISTRICT #6	Eric O'Neil 341	
COUNTY COMMISSIONER DISTRICT #7	Bill Routley 162	
AETNA TOWNSHIP SUPERVISOR	Bruce Carey 173	
GRANT TOWNSHIP	Brenda Peterson 121	

CLERK	Dennis Dix 71	

BALLOT PROPOSALS:

9-1-1 SURCHARGE PROPOSAL

For the period beginning on July 1, 2011 and continuing through the month of June in the year 2016, shall Mecosta County be authorized to assess a monthly surcharge of up to $2.25 (not to exceed $2.25 in the monthly billings of landline, wireless and VOIP service suppliers within the geographic boundaries of Mecosta County) to be used exclusively for the funding of 911 emergency telephone call answering and dispatch services within Mecosta County, including facilities, equipment, and operations?

YES 3,216

NO 2,582

PROPOSAL TO ESTABLISH FIXED MILLAGE LIMITATIONS

Shall separate tax limitations be established for a period of six years, or until altered by the voters of the county, for the County of Mecosta, the townships, and the intermediate school districts within the county, the aggregate of which shall not exceed 7.4293 mills as follows:

County	5.9299 mills
Intermediate School District	.2494 mills
Townships	1.2500 mills
Total	7.4293 mills

YES 3,596

NO 1,985

MORTON TOWNSHIP

LIBRARY BUILDING BOND PROPOSAL

Shall Morton Township, Mecosta County, State of Michigan, borrow the sum of not to exceed Three Million Dollars ($3,000,000.00) and issue its general obligation, unlimited tax bonds for all or a portion of that amount, payable in not to exceed thirty (30) years, from the date of issue, exclusive of any refunding, for the purpose of acquiring, renovating, refurnishing and re-equipping the current Township Library facility at 110 S. James Street in the Village of Mecosta, and acquiring, constructing, furnishing, and equipping an addition to the current Township Library facility and related site improvements, together with site and parking improvements at 201 S. James Street?

The following is for informational purposes:

The estimated millage that will be levied for the proposed bonds in the first year of the levy is 0.66 mills ($0.66 for each $1,000 of taxable value), and the estimated simple average annual millage rate required to retire the bonds is 0.54 mills ($0.54 for each $1,000 of taxable value).

YES 611

NO 519

© 2003 Mecosta County. All rights reserved.
Developed by Wow E-Media.

City of Big Rapids Precinct 1

Registration & Turnout			779
Election Day Turnout		57	7.32%
Election Day Manual Entry Turnout		0	0.00%
AV Voting Location Turnout		25	3.21%
	Total...	**82**	**10.53%**

Rep - Governor			(Final)
Mike Bouchard		3	5.26%
Mike Cox		16	28.07%
Tom George		0	0.00%
Pete Hoekstra		15	26.32%
Rick Snyder		**23**	**40.35%**
	Total...	**57**	**100.00%**

Rep - Representative in Congress			(Final)
Dave Camp		**51**	**100.00%**
	Total...	**51**	**100.00%**

Rep - 35th District State Senator			(Final)
Darwin L. Booher		**47**	**85.45%**
Kevin Davis		2	3.64%
Gary A. Finstrom		6	10.91%
	Total...	**55**	**100.00%**

Rep - 102nd District State Representative			(Final)
Linda Howard		14	25.45%
Morris Langworthy Jr		5	9.09%
Jeremy Mishler		**31**	**56.36%**
Philip N. Potvin		4	7.27%
Ryan A. Steig		1	1.82%
	Total...	**55**	**100.00%**

Rep - County Road Commissioner			(Final)
John R. Currie		**54**	**100.00%**
	Total...	**54**	**100.00%**

Rep - County Commissioner 7th District			(Final)
Bill Routley		**50**	**100.00%**
	Total...	**50**	**100.00%**

Rep - City of Big Rapids Pct Delegate REP			(Final)
Jeff Barker		**32**	**50.00%**
Joyce R. Foster-Barker		**32**	**50.00%**
	Total...	**64**	**100.00%**

Dem - Governor			(Final)
Virg Bernero		**20**	**80.00%**
Andy Dillon		5	20.00%
	Total...	**25**	**100.00%**

Dem - Representative in Congress			(Final)
Jerry M. Campbell		**23**	**100.00%**
	Total...	**23**	**100.00%**

Dem - 35th District State Senator			(Final)
Roger Dunigan		**21**	**95.45%**
George E. Huffman III		1	4.55%
	Total...	**22**	**100.00%**

Dem - 102nd District State Representative			(Final)
Jodi Estes Gabert		**24**	**100.00%**
	Total...	**24**	**100.00%**

City of Big Rapids Precinct 1

Countywide Fixed Millage

		(Final)
YES	48	64.86%
NO	26	35.14%
Total...	74	100.00%

Countywide 911

		(Final)
YES	57	74.03%
NO	20	25.97%
Total...	77	100.00%

City of Big Rapids Precinct 2

Registration & Turnout

		1,264
Election Day Turnout	106	8.39%
Election Day Manual Entry Turnout	0	0.00%
AV Voting Location Turnout	37	2.93%
Total...	143	11.31%

Rep - Governor

		(Final)
Mike Bouchard	13	11.93%
Mike Cox	30	27.52%
Tom George	1	0.92%
Pete Hoekstra	34	31.19%
Rick Snyder	31	28.44%
Total...	109	100.00%

Rep - Representative in Congress

		(Final)
Dave Camp	97	100.00%
Total...	97	100.00%

Rep - 35th District State Senator

		(Final)
Darwin L. Booher	88	83.02%
Kevin Davis	9	8.49%
Gary A. Finstrom	9	8.49%
Total...	106	100.00%

Rep - 102nd District State Representative

		(Final)
Linda Howard	23	21.10%
Morris Langworthy Jr	21	19.27%
Jeremy Mishler	44	40.37%
Philip N. Potvin	19	17.43%
Ryan A. Steig	2	1.83%
Total...	109	100.00%

Rep - County Road Commissioner

		(Final)
John R. Currie	101	100.00%
Total...	101	100.00%

Rep - County Commissioner 6th District

		(Final)
Eric O'Neil	83	100.00%
Total...	83	100.00%

Rep - City of Big Rapids Pct 2 Delegate REP

		(Final)
Joshua Beatty	35	20.00%
David B. Miller	52	29.71%
Douglas E. Morse	37	21.14%
Ruth York	51	29.14%
Total...	175	100.00%

Dem - Governor

		(Final)
Virg Bernero	22	78.57%
Andy Dillon	6	21.43%
Total...	28	100.00%

City of Big Rapids Precinct 2

Dem - Representative In Congress			(Final)
Jerry M. Campbell		**28**	**100.00%**
	Total...	**28**	**100.00%**

Dem - 35th District State Senator			(Final)
Roger Dunigan		**22**	**78.57%**
George E. Huffman III		6	21.43%
	Total...	**28**	**100.00%**

Dem - 102nd District State Representative			(Final)
Jodi Estes Gabert		**26**	**100.00%**
	Total...	**26**	**100.00%**

Countywide Fixed Millage			(Final)
YES		**99**	**74.44%**
NO		34	25.56%
	Total...	133	**100.00%**

Countywide 911			(Final)
YES		**88**	**64.23%**
NO		49	35.77%
	Total...	**137**	**100.00%**

City of Big Rapids Precinct 3

Registration & Turnout			839
Election Day Turnout		136	16.21%
Election Day Manual Entry Turnout		0	0.00%
AV Voting Location Turnout		33	3.93%
	Total...	**169**	**20.14%**

Rep - Governor			(Final)
Mike Bouchard		18	15.38%
Mike Cox		26	22.22%
Tom George		3	2.56%
Pete Hoekstra		**39**	**33.33%**
Rick Snyder		31	26.50%
	Total...	**117**	**100.00%**

Rep - Representative In Congress			(Final)
Dave Camp		**112**	**100.00%**
	Total...	**112**	**100.00%**

Rep - 35th District State Senator			(Final)
Darwin L. Booher		**94**	**82.46%**
Kevin Davis		7	6.14%
Gary A. Finstrom		13	11.40%
	Total...	**114**	**100.00%**

Rep - 102nd District State Representative			(Final)
Linda Howard		25	21.19%
Morris Langworthy Jr		15	12.71%
Jeremy Mishler		**58**	**49.15%**
Philip N. Potvin		18	15.25%
Ryan A. Steig		2	1.69%
	Total...	**118**	**100.00%**

Rep - County Road Commissioner			(Final)
John R. Currie		**107**	**100.00%**
	Total...	**107**	**100.00%**

Rep - County Commissioner 6th District			(Final)
Eric O'Neil		**93**	**100.00%**
	Total...	**93**	**100.00%**

City of Big Rapids Precinct 3

Rep - City of Big Rapids Pct 3 Delegate REP

			(Final)
Carolyn Marcinkewciz		65	38.01%
John D. Sparks		53	30.99%
Kim Wortley		53	30.99%
	Total...	171	100.00%

Dem - Governor

			(Final)
Virg Bernero		39	92.86%
Andy Dillon		3	7.14%
	Total...	42	100.00%

Dem - Representative in Congress

			(Final)
Jerry M. Campbell		36	100.00%
	Total...	36	100.00%

Dem - 35th District State Senator

			(Final)
Roger Dunigan		30	88.24%
George E. Huffman III		4	11.76%
	Total...	34	100.00%

Dem - 102nd District State Representative

			(Final)
Jodi Estes Gabert		37	100.00%
	Total...	37	100.00%

Dem - City of Big Rapids Pct 3 Delegate DEM

			(Final)
Pamela Fleming		34	39.53%
Dale Hobart		26	30.23%
Justin Jackson		26	30.23%
	Total...	86	100.00%

Countywide Fixed Millage

			(Final)
YES		96	63.58%
NO		55	36.42%
	Total...	151	100.00%

Countywide 911

			(Final)
YES		97	60.25%
NO		64	39.75%
	Total...	161	100.00%

City of Big Rapids Precinct 4

Registration & Turnout

			1,401
Election Day Turnout		121	8.64%
Election Day Manual Entry Turnout		0	0.00%
AV Voting Location Turnout		49	3.50%
	Total...	170	12.13%

Rep - Governor

			(Final)
Mike Bouchard		12	9.84%
Mike Cox		36	29.51%
Tom George		0	0.00%
Pete Hoekstra		36	29.51%
Rick Snyder		38	31.15%
	Total...	122	100.00%

Rep - Representative in Congress

			(Final)
Dave Camp		117	100.00%
	Total...	117	100.00%

Rep - 35th District State Senator

			(Final)
Darwin L. Booher		101	86.32%
Kevin Davis		11	9.40%

City of Big Rapids Precinct 4

Rep - 35th District State Senator

			(Final)
Gary A. Finstrom		5	4.27%
	Total...	117	100.00%

Rep - 102nd District State Representative

			(Final)
Linda Howard		39	32.23%
Morris Langworthy Jr		18	14.88%
Jeremy Mishler		**51**	**42.15%**
Philip N. Potvin		7	5.79%
Ryan A. Steig		6	4.96%
	Total...	121	100.00%

Rep - County Road Commissioner

			(Final)
John R. Currie		**118**	**100.00%**
	Total...	118	100.00%

Rep - County Commissioner 7th District

			(Final)
Bill Routley		**112**	**100.00%**
	Total...	112	100.00%

Rep - City of Big Rapids Pct 4 Delegate REP

			(Final)
Mae Emerson		**110**	**100.00%**
	Total...	110	100.00%

Dem - Governor

			(Final)
Virg Bernero		**23**	**62.16%**
Andy Dillon		14	37.84%
	Total...	37	100.00%

Dem - Representative in Congress

			(Final)
Jerry M. Campbell		**35**	**100.00%**
	Total...	35	100.00%

Dem - 35th District State Senator

			(Final)
Roger Dunigan		**23**	**69.70%**
George E. Huffman III		10	30.30%
	Total...	33	100.00%

Dem - 102nd District State Representative

			(Final)
Jodi Estes Gabert		**33**	**100.00%**
	Total...	33	100.00%

Dem - City of Big Rapids Pct 4 Delegate DEM

			(Final)
Mark W. Bolek		**32**	**41.56%**
Danny L. LaClear		**23**	**29.87%**
Migemini Sammons		**22**	**28.57%**
	Total...	77	100.00%

Countywide Fixed Millage

			(Final)
YES		86	56.58%
NO		66	43.42%
	Total...	152	100.00%

Countywide 911

			(Final)
YES		85	52.15%
NO		78	47.85%
	Total...	163	100.00%

City of Big Rapids Precinct 5

Registration & Turnout

			632
Election Day Turnout		118	18.67%
Election Day Manual Entry Turnout		0	0.00%
AV Voting Location Turnout		50	7.91%
	Total...	168	26.56%

City of Big Rapids Precinct 5

Rep - Governor

		(Final)
Mike Bouchard	6	4.80%
Mike Cox	26	20.80%
Tom George	8	6.40%
Pete Hoekstra	37	29.60%
Rick Snyder	**48**	**38.40%**
Total...	125	100.00%

Rep - Representative in Congress

		(Final)
Dave Camp	**113**	**100.00%**
Total...	113	100.00%

Rep - 35th District State Senator

		(Final)
Darwin L. Booher	**110**	**91.67%**
Kevin Davis	6	5.00%
Gary A. Finstrom	4	3.33%
Total...	120	100.00%

Rep - 102nd District State Representative

		(Final)
Linda Howard	20	16.00%
Morris Langworthy Jr	14	11.20%
Jeremy Mishler	**80**	**64.00%**
Philip N. Potvin	11	8.80%
Ryan A. Steig	0	0.00%
Total...	125	0.00%

Rep - County Road Commissioner

		(Final)
John R. Currie	**115**	**100.00%**
Total...	115	100.00%

Rep - County Commissioner 5th District

		(Final)
Eric O'Neil	**106**	**100.00%**
Total...	106	100.00%

Rep - City of Big Rapids Pct 5 Delegate REP

		(Final)
Judy Irvin	**104**	**100.00%**
Total...	104	100.00%

Dem - Governor

		(Final)
Virg Bernero	**27**	**75.00%**
Andy Dillon	9	25.00%
Total...	36	100.00%

Dem - Representative in Congress

		(Final)
Jerry M. Campbell	**28**	**100.00%**
Total...	28	100.00%

Dem - 35th District State Senator

		(Final)
Roger Dunigan	**28**	**90.32%**
George E. Huffman III	3	9.68%
Total...	31	100.00%

Dem - 102nd District State Representative

		(Final)
Jodi Estes Gabert	**31**	**100.00%**
Total...	31	100.00%

Dem - City of Big Rapids Pct 5 Delegate DEM

		(Final)
Mike Cline	**24**	**30.00%**
Patrick J. McNabb	**29**	**36.25%**
Patrick Tobin	**27**	**33.75%**
Total...	80	100.00%

Countywide Fired Village

		(Final)
YES	113	73.86%

City of Big Rapids Precinct 5

Countywide Fixed Millage

			(Final)
NO		40	26.14%
	Total...	153	100.00%

Countywide 911

			(Final)
YES		116	74.36%
NO		40	25.64%
	Total...	156	100.00%

Aetna Township Precinct 1

Registration & Turnout

			1,459
Election Day Turnout		249	17.07%
Election Day Manual Entry Turnout		0	0.00%
AV Voting Location Turnout		0	0.00%
	Total...	249	17.07%

Rep - Governor

			(Final)
Mike Bouchard		15	7.32%
Mike Cox		52	25.37%
Tom George		0	0.00%
Pete Hoekstra		44	21.46%
Rick Snyder		94	45.85%
	Total...	205	100.00%

Rep - Representative in Congress

			(Final)
Dave Camp		177	100.00%
	Total...	177	100.00%

Rep - 35th District State Senator

			(Final)
Darwin L. Booher		124	64.92%
Kevin Davis		48	25.13%
Gary A. Finstrom		19	9.95%
	Total...	191	100.00%

Rep - 102nd District State Representative

			(Final)
Linda Howard		51	26.70%
Morris Langworthy Jr		42	21.99%
Jeremy Mishler		65	34.03%
Philip N. Potvin		16	8.38%
Ryan A. Steig		17	8.90%
	Total...	191	100.00%

Rep - County Road Commissioner

			(Final)
John R. Currie		176	100.00%
	Total...	176	100.00%

Rep - County Commissioner 4th District

			(Final)
Raymond Steinke		170	100.00%
	Total...	170	100.00%

Rep - Aetna Township Supervisor - Partial

			(Final)
Bruce Carey		173	100.00%
	Total...	173	100.00%

Dem - Governor

			(Final)
Virg Bernero		21	60.00%
Andy Dillon		14	40.00%
	Total...	35	100.00%

Dem - Representative in Congress

			(Final)
Jerry M. Campbell		33	100.00%
	Total...	33	100.00%

Aetna Township Precinct 1

Dem - 35th District State Senator			(Final)
Roger Dunigan		**22**	**64.71%**
George E. Huffman III		12	35.29%
	Total...	**34**	**100.00%**

Dem - 102nd District State Representative			(Final)
Jodi Estes Gabert		**33**	**100.00%**
	Total...	**33**	**100.00%**

Countywide Fixed Millage			(Final)
YES		**131**	**58.22%**
NO		94	41.78%
	Total...	**225**	**100.00%**

Countywide 911			(Final)
YES		97	41.45%
NO		**137**	**58.55%**
	Total...	**234**	**100.00%**

Austin Township Precinct 1

Registration & Turnout			947
Election Day Turnout		231	24.39%
Election Day Manual Entry Turnout		0	0.00%
AV Voting Location Turnout		0	0.00%
	Total...	**231**	**24.39%**

Rep - Governor			(Final)
Mike Bouchard		16	8.29%
Mike Cox		48	24.87%
Tom George		0	0.00%
Pete Hoekstra		47	24.35%
Rick Snyder		**82**	**42.49%**
	Total...	**193**	**100.00%**

Rep - Representative in Congress			(Final)
Dave Camp		**167**	**100.00%**
	Total...	**167**	**100.00%**

Rep - 35th District State Senator			(Final)
Darwin L. Booher		**129**	**71.27%**
Kevin Davis		34	18.78%
Gary A. Finstrom		18	9.94%
	Total...	**181**	**100.00%**

Rep - 102nd District State Representative			(Final)
Linda Howard		**72**	**38.71%**
Morris Langworthy Jr		24	12.90%
Jeremy Mishler		55	29.57%
Philip N. Potvin		24	12.90%
Ryan A. Steig		11	5.91%
	Total...	**186**	**100.00%**

Rep - County Road Commissioner			(Final)
John R. Currie		**159**	**100.00%**
	Total...	**159**	**100.00%**

Rep - County Commissioner 4th District			(Final)
Raymond Steinke		**137**	**100.00%**
	Total...	**137**	**100.00%**

Rep - Austin Twp Pct Delegate REP			(Final)
John F. Conforte		**89**	**35.74%**
Sandra Mayo		**75**	**30.12%**

Austin Township Precinct 1

Rep - Austin Twp Pct Delegate REP

			(Final)
Richard D. Zimmerman Jr.		85	34.14%
	Total...	249	100.00%

Dem - Governor

			(Final)
Virg Bernero		23	82.14%
Andy Dillon		5	17.86%
	Total...	28	100.00%

Dem - Representative In Congress

			(Final)
Jerry M. Campbell		23	100.00%
	Total...	23	100.00%

Dem - 35th District State Senator

			(Final)
Roger Dunigan		15	68.18%
George E. Huffman III		7	31.82%
	Total...	22	100.00%

Dem - 102nd District State Representative

			(Final)
Jodi Estes Gabert		23	100.00%
	Total...	23	100.00%

Dem - Austin Twp Pct Delegate DEM

			(Final)
Gerald L. Switzer		24	100.00%
	Total...	24	100.00%

Countywide Fixed Millage

			(Final)
YES		144	68.57%
NO		66	31.43%
	Total...	210	100.00%

Countywide 911

			(Final)
YES		118	54.13%
NO		100	45.87%
	Total...	218	100.00%

Big Rapids Charter Township Precinct 1

Registration & Turnout

			2,239
Election Day Turnout		531	23.72%
Election Day Manual Entry Turnout		0	0.00%
AV Voting Location Turnout		0	0.00%
	Total...	531	23.72%

Rep - Governor

			(Final)
Mike Bouchard		38	8.39%
Mike Cox		105	23.18%
Tom George		6	1.32%
Pete Hoekstra		152	33.55%
Rick Snyder		152	33.55%
	Total...	453	100.00%

Rep - Representative In Congress

			(Final)
Dave Camp		418	100.00%
	Total...	418	100.00%

Rep - 35th District State Senator

			(Final)
Darwin L. Booher		368	83.07%
Kevin Davis		34	7.67%
Gary A. Finstrom		41	9.26%
	Total...	443	100.00%

Rep - 102nd District State Representative

			(Final)
Linda Howard		108	23.63%
Morris Langworthy Jr		92	20.13%

Big Rapids Charter Township Precinct 1

Rep - 102nd District State Representative

		(Final)
Jeremy Mishler	189	41.36%
Philip N. Potvin	60	13.13%
Ryan A. Steig	8	1.75%
Total...	457	100.00%

Rep - County Road Commissioner

		(Final)
John R. Currie	395	100.00%
Total...	395	100.00%

Rep - County Commissioner 5th District

		(Final)
Art Adleman	359	100.00%
Total...	359	100.00%

Rep - Big Rapids Twp Pct 1 Delegate REP

		(Final)
Eric Bassett	160	7.06%
Dorothy Birtles	193	8.51%
Eldon Birtles	186	8.20%
Joanne B. Brown	237	10.45%
Vicki Burke	186	8.20%
Richard D. Downing	152	6.70%
Joanne G. Emmons	201	8.86%
John F. Emmons	174	7.67%
Susan Glatz	207	9.12%
Jeremiah C. Johnson	169	7.45%
Steven B. Jorgensen	198	8.73%
Maxine McClelland	206	9.08%
Total...	2,269	100.00%

Dem - Governor

		(Final)
Virg Bernero	41	74.55%
Andy Dillon	14	25.45%
Total...	55	100.00%

Dem - Representative in Congress

		(Final)
Jerry M. Campbell	46	100.00%
Total...	46	100.00%

Dem - 35th District State Senator

		(Final)
Roger Dunigan	35	77.78%
George E. Huffman III	10	22.22%
Total...	45	100.00%

Dem - 102nd District State Representative

		(Final)
Jodi Estes Gabert	47	100.00%
Total...	47	100.00%

Dem - Big Rapids Twp Pct 1 Delegate DEM

		(Final)
Thomas James Rundquist	31	44.29%
Judy Winegar	39	55.71%
Total...	70	100.00%

Countywide Fixed Millage

		(Final)
YES	308	65.39%
NO	163	34.61%
Total...	471	100.00%

Countywide 911

		(Final)
YES	284	57.72%
NO	208	42.28%
Total...	492	100.00%

Big Rapids Charter Township Precinct 2

Registration & Turnout			298
Election Day Turnout		88	29.53%
Election Day Manual Entry Turnout		0	0.00%
AV Voting Location Turnout		0	0.00%
	Total...	88	29.53%

Rep - Governor			(Final)
Mike Bouchard		5	6.41%
Mike Cox		15	19.23%
Tom George		0	0.00%
Pete Hoekstra		23	29.49%
Rick Snyder		**35**	**44.87%**
	Total...	78	100.00%

Rep - Representative in Congress			(Final)
Dave Camp		**73**	**100.00%**
	Total...	73	100.00%

Rep - 35th District State Senator			(Final)
Darwin L. Booher		**64**	**83.12%**
Kevin Davis		6	7.79%
Gary A. Finstrom		7	9.09%
	Total...	77	100.00%

Rep - 102nd District State Representative			(Final)
Linda Howard		20	25.97%
Morris Langworthy Jr		6	7.79%
Jeremy Mishler		**26**	**33.77%**
Philip N. Potvin		25	32.47%
Ryan A. Steig		0	0.00%
	Total...	77	0.00%

Rep - County Road Commissioner			(Final)
John R. Currie		**74**	**100.00%**
	Total...	74	100.00%

Rep - County Commissioner 6th District			(Final)
Eric O'Neil		**59**	**100.00%**
	Total...	59	100.00%

Rep - Big Rapid Twp Pct 2 Delegate REP			(Final)
Ormand Hook		**39**	**42.39%**
J. James Saladin		**53**	**57.61%**
	Total...	92	100.00%

Dem - Governor			(Final)
Virg Bernero		**8**	**100.00%**
Andy Dillon		0	0.00%
	Total...	8	0.00%

Dem - Representative in Congress			(Final)
Jerry M. Campbell		**6**	**100.00%**
	Total...	6	100.00%

Dem - 35th District State Senator			(Final)
Roger Dunigan		**5**	**100.00%**
George E. Huffman III		0	0.00%
	Total...	5	0.00%

Dem - 102nd District State Representative			(Final)
Jodi Estes Gabert		**7**	**100.00%**
	Total...	7	100.00%

Big Rapids Charter Township Precinct 2

Countywide Fixed Millage

			(Final)
YES		56	71.79%
NO		22	28.21%
	Total...	78	100.00%

Countywide 911

			(Final)
YES		58	70.73%
NO		24	29.27%
	Total...	82	100.00%

Chippewa Township Precinct 1

Registration & Turnout

			964
Election Day Turnout		178	18.46%
Election Day Manual Entry Turnout		0	0.00%
AV Voting Location Turnout		0	0.00%
	Total...	178	18.46%

Rep - Governor

			(Final)
Mike Bouchard		7	5.07%
Mike Cox		37	26.81%
Tom George		0	0.00%
Pete Hoekstra		37	26.81%
Rick Snyder		57	41.30%
	Total...	138	100.00%

Rep - Representative in Congress

			(Final)
Dave Camp		123	100.00%
	Total...	123	100.00%

Rep - 35th District State Senator

			(Final)
Darwin L. Booher		117	85.40%
Kevin Davis		8	5.84%
Gary A. Finstrom		12	8.76%
	Total...	137	100.00%

Rep - 102nd District State Representative

			(Final)
Linda Howard		44	32.12%
Morris Langworthy Jr		29	21.17%
Jeremy Mishler		40	29.20%
Philip N. Potvin		19	13.87%
Ryan A. Steig		5	3.65%
	Total...	137	100.00%

Rep - County Road Commissioner

			(Final)
John R. Currie		123	100.00%
	Total...	123	100.00%

Rep - County Commissioner 2nd District

			(Final)
Jerry C. Williams		109	100.00%
	Total...	109	100.00%

Dem - Governor

			(Final)
Virg Bernero		27	75.00%
Andy Dillon		9	25.00%
	Total...	36	100.00%

Dem - Representative in Congress

			(Final)
Jerry M. Campbell		32	100.00%
	Total...	32	100.00%

Dem - 35th District State Senator

			(Final)
Roger Dunigan		23	71.88%

Chippewa Township Precinct 1

Dem - 35th District State Senator			(Final)
George E. Huffman III		9	28.13%
	Total...	32	100.00%

Dem - 102nd District State Representative			(Final)
Jodi Estes Gabert		**31**	**100.00%**
	Total...	31	100.00%

Countywide Fixed Millage			(Final)
YES		**124**	**73.37%**
NO		45	26.63%
	Total...	169	100.00%

Countywide 911			(Final)
YES		99	58.93%
NO		69	41.07%
	Total...	168	100.00%

Colfax Township Precinct 1

Registration & Turnout			1,587
Election Day Turnout		389	24.51%
Election Day Manual Entry Turnout		0	0.00%
AV Voting Location Turnout		0	0.00%
	Total...	389	24.51%

Rep - Governor			(Final)
Mike Bouchard		33	10.54%
Mike Cox		**99**	**31.63%**
Tom George		2	0.64%
Pete Hoekstra		89	28.43%
Rick Snyder		90	28.75%
	Total...	313	100.00%

Rep - Representative in Congress			(Final)
Dave Camp		**287**	**100.00%**
	Total...	287	100.00%

Rep - 35th District State Senator			(Final)
Darwin L. Booher		**264**	**85.99%**
Kevin Davis		21	6.84%
Gary A. Finstrom		22	7.17%
	Total...	307	100.00%

Rep - 102nd District State Representative			(Final)
Linda Howard		118	37.70%
Morris Langworthy Jr		45	14.38%
Jeremy Mishler		**123**	**39.30%**
Philip N. Potvin		20	6.39%
Ryan A. Steig		7	2.24%
	Total...	313	100.00%

Rep - County Road Commissioner			(Final)
John R. Currie		**283**	**100.00%**
	Total...	283	100.00%

Rep - County Commissioner 1st District			(Final)
Kevin M. Courtney		**229**	**100.00%**
	Total...	229	100.00%

Rep - Colfax Twp Delegate REP			(Final)
Christopher Fribley		**127**	**22.32%**
John M. Lawrence		**111**	**19.51%**
Meaghan Miller		**103**	**18.10%**

Colfax Township Precinct 1

Rep - Colfax Twp Delegate REP			(Final)
Mike Miller		**123**	**21.62%**
Myrl W. Thompson		**105**	**18.45%**
	Total...	**569**	**100.00%**

Dem - Governor			(Final)
Virg Bernero		**41**	**62.12%**
Andy Dillon		25	37.88%
	Total...	**66**	**100.00%**

Dem - Representative in Congress			(Final)
Jerry M. Campbell		**62**	**100.00%**
	Total...	**62**	**100.00%**

Dem - 35th District State Senator			(Final)
Roger Dunigan		**50**	**80.65%**
George E. Huffman III		12	19.35%
	Total...	**62**	**100.00%**

Dem - 102nd District State Representative			(Final)
Jodi Estes Gabert		**61**	**100.00%**
	Total...	**61**	**100.00%**

Countywide Fixed Millage			(Final)
YES		**239**	**66.57%**
NO		120	33.43%
	Total...	**359**	**100.00%**

Countywide 911			(Final)
YES		**223**	**59.31%**
NO		153	40.69%
	Total...	**376**	**100.00%**

Deerfield Township Precinct 1

Registration & Turnout			1,085
Election Day Turnout		150	13.82%
Election Day Manual Entry Turnout		0	0.00%
AV Voting Location Turnout		0	0.00%
	Total...	**150**	**13.82%**

Rep - Governor			(Final)
Mike Bouchard		8	6.11%
Mike Cox		**44**	**33.59%**
Tom George		2	1.53%
Pete Hoekstra		39	29.77%
Rick Snyder		38	29.01%
	Total...	**131**	**100.00%**

Rep - Representative in Congress			(Final)
Dave Camp		**114**	**100.00%**
	Total...	**114**	**100.00%**

Rep - 35th District State Senator			(Final)
Darwin L. Booher		**93**	**76.23%**
Kevin Davis		16	13.11%
Gary A. Finstrom		13	10.66%
	Total...	**122**	**100.00%**

Rep - 102nd District State Representative			(Final)
Linda Howard		**49**	**39.84%**
Morris Langworthy Jr		21	17.07%
Jeremy Mishler		37	30.08%
Philip N. Potvin		9	7.32%

Deerfield Township Precinct 1

Rep - 102nd District State Representative			(Final)
Ryan A. Steig		7	5.69%
	Total...	123	100.00%

Rep - County Road Commissioner			(Final)
John R. Currie		105	100.00%
	Total...	105	100.00%

Rep - County Commissioner 4th District			(Final)
Raymond Steinke		84	100.00%
	Total...	84	100.00%

Dem - Governor			(Final)
Virg Bernero		6	42.86%
Andy Dillon		8	57.14%
	Total...	14	100.00%

Dem - Representative in Congress			(Final)
Jerry M. Campbell		13	100.00%
	Total...	13	100.00%

Dem - 35th District State Senator			(Final)
Roger Dunigan		10	76.92%
George E. Huffman III		3	23.08%
	Total...	13	100.00%

Dem - 102nd District State Representative			(Final)
Jodi Estes Gabert		13	100.00%
	Total...	13	100.00%

Countywide Fixed Millage			(Final)
YES		90	64.75%
NO		49	35.25%
	Total...	139	100.00%

Countywide 911			(Final)
YES		61	43.26%
NO		80	56.74%
	Total...	141	100.00%

Fork Township Precinct 1

Registration & Turnout			1,259
Election Day Turnout		255	20.25%
Election Day Manual Entry Turnout		0	0.00%
AV Voting Location Turnout		0	0.00%
	Total...	255	20.25%

Rep - Governor			(Final)
Mike Bouchard		15	7.11%
Mike Cox		62	29.38%
Tom George		2	0.95%
Pete Hoekstra		53	25.12%
Rick Snyder		79	37.44%
	Total...	211	100.00%

Rep - Representative in Congress			(Final)
Dave Camp		185	100.00%
	Total...	185	100.00%

Rep - 35th District State Senator			(Final)
Darwin L. Booher		178	85.99%
Kevin Davis		10	4.83%
Gary A. Finstrom		19	9.18%
	Total...	207	100.00%

Fork Township Precinct 1

Rep - 102nd District State Representative			(Final)
Linda Howard		**88**	**42.93%**
Morris Langworthy Jr		34	16.59%
Jeremy Mishler		51	24.88%
Philip N. Potvin		27	13.17%
Ryan A. Steig		5	2.44%
	Total...	**205**	**100.00%**

Rep - County Road Commissioner			(Final)
John R. Currie		**163**	**100.00%**
	Total...	**163**	**100.00%**

Rep - County Commissioner 2nd District			(Final)
Jerry C. Williams		**159**	**100.00%**
	Total...	**159**	**100.00%**

Dem - Governor			(Final)
Virg Bernero		**23**	**62.16%**
Andy Dillon		14	37.84%
	Total...	**37**	**100.00%**

Dem - Representative in Congress			(Final)
Jerry M. Campbell		**34**	**100.00%**
	Total...	**34**	**100.00%**

Dem - 35th District State Senator			(Final)
Roger Dunigan		**18**	**58.06%**
George E. Huffman III		13	41.94%
	Total...	**31**	**100.00%**

Dem - 102nd District State Representative			(Final)
Jodi Estes Gabert		**32**	**100.00%**
	Total...	**32**	**100.00%**

Countywide Fixed Millage			(Final)
YES		**147**	**63.91%**
NO		83	36.09%
	Total...	**230**	**100.00%**

Countywide 911			(Final)
YES		**138**	**58.72%**
NO		97	41.28%
	Total...	**236**	**100.00%**

Grant Township Precinct 1

Registration & Turnout			533
Election Day Turnout		207	38.84%
Election Day Manual Entry Turnout		0	0.00%
AV Voting Location Turnout		0	0.00%
	Total...	**207**	**38.84%**

Rep - Governor			(Final)
Mike Bouchard		19	10.22%
Mike Cox		41	22.04%
Tom George		3	1.61%
Pete Hoekstra		61	32.80%
Rick Snyder		**62**	**33.33%**
	Total...	**186**	**100.00%**

Rep - Representative in Congress			(Final)
Dave Camp		**162**	**100.00%**
	Total...	**152**	**100.00%**

Grant Township Precinct 1

Rep - 35th District State Senator			(Final)
Darwin L. Booher		**145**	**82.39%**
Kevin Davis		14	7.95%
Gary A. Finstrom		17	9.66%
	Total...	176	100.00%

Rep - 102nd District State Representative			(Final)
Linda Howard		47	25.97%
Morris Langworthy Jr		**52**	**28.73%**
Jeremy Mishler		48	26.52%
Philip N. Potvin		25	13.81%
Ryan A. Steig		9	4.97%
	Total...	181	100.00%

Rep - County Road Commissioner			(Final)
John R. Currie		**158**	**100.00%**
	Total...	158	100.00%

Rep - County Commissioner 1st District			(Final)
Kevin M. Courtney		**151**	**100.00%**
	Total...	151	100.00%

Rep - Grant Township Clerk - Partial			(Final)
Dennis R. Dix		71	36.98%
Brenda Peterson		**121**	**63.02%**
	Total...	192	100.00%

Rep - Grant Twp Pct Delegate REP			(Final)
Gordon Trute		**137**	**100.00%**
	Total...	137	100.00%

Dem - Governor			(Final)
Virg Bernero		**8**	**66.67%**
Andy Dillon		4	33.33%
	Total...	12	100.00%

Dem - Representative in Congress			(Final)
Jerry M. Campbell		**9**	**100.00%**
	Total...	9	100.00%

Dem - 35th District State Senator			(Final)
Roger Dunigan		**9**	**90.00%**
George E. Huffman III		1	10.00%
	Total...	10	100.00%

Dem - 102nd District State Representative			(Final)
Jodi Estes Gabert		**8**	**100.00%**
	Total...	8	100.00%

Countywide Fixed Millage			(Final)
YES		**96**	**57.14%**
NO		72	42.86%
	Total...	168	100.00%

Countywide 911			(Final)
YES		85	46.96%
NO		**96**	**53.04%**
	Total...	181	100.00%

Green Charter Township Precinct 1

Registration & Turnout			2,355
Election Day Turnout		584	24.80%
Election Day Manual Entry Turnout		0	0.00%

Green Charter Township Precinct 1

Registration & Turnout			2,355
AV Voting Location Turnout		0	0.00%
	Total...	584	24.80%

Rep - Governor			(Final)
Mike Bouchard		35	7.23%
Mike Cox		145	29.96%
Tom George		6	1.24%
Pete Hoekstra		131	27.07%
Rick Snyder		**167**	**34.50%**
	Total...	484	100.00%

Rep - Representative in Congress			(Final)
Dave Camp		444	100.00%
	Total...	444	100.00%

Rep - 35th District State Senator			(Final)
Darwin L. Booher		**373**	**79.36%**
Kevin Davis		48	10.21%
Gary A. Finstrom		49	10.43%
	Total...	470	100.00%

Rep - 102nd District State Representative			(Final)
Linda Howard		125	26.65%
Morris Langworthy Jr		99	21.11%
Jeremy Mishler		**148**	**31.56%**
Philip N. Potvin		72	15.35%
Ryan A. Steig		25	5.33%
	Total...	469	100.00%

Rep - County Road Commissioner			(Final)
John R. Currie		**441**	**100.00%**
	Total...	441	100.00%

Rep - County Commissioner 1st District			(Final)
Kevin M. Courtney		**376**	**100.00%**
	Total...	376	100.00%

Rep - Green Twp Pct Delegate REP			(Final)
Linda J. Burnes		**201**	**15.25%**
James Coburn		**181**	**13.73%**
Emma L. Gilbreath		**184**	**13.96%**
Oren L. Gilbreath		**185**	**14.04%**
Sue Howting		**191**	**14.49%**
Monique McDiarmid		**158**	**11.99%**
David L. Wyatt		**218**	**16.54%**
	Total...	1,318	100.00%

Dem - Governor			(Final)
Virg Bernero		**51**	**62.20%**
Andy Dillon		31	37.80%
	Total...	82	100.00%

Dem - Representative in Congress			(Final)
Jerry M. Campbell		**74**	**100.00%**
	Total...	74	100.00%

Dem - 35th District State Senator			(Final)
Roger Dunigan		**53**	**73.61%**
George E. Huffman III		19	26.39%
	Total...	72	100.00%

Green Charter Township Precinct 1

Dem - 102nd District State Representative

			(Final)
Jodi Estes Gabert		76	100.00%
	Total...	76	100.00%

Countywide Fixed Millage

			(Final)
YES		358	66.67%
NO		179	33.33%
	Total...	537	100.00%

Countywide 911

			(Final)
YES		343	61.25%
NO		217	38.75%
	Total...	560	100.00%

Hinton Township Precinct 1

Registration & Turnout

			749
Election Day Turnout		163	21.76%
Election Day Manual Entry Turnout		0	0.00%
AV Voting Location Turnout		0	0.00%
	Total...	163	21.76%

Rep - Governor

			(Final)
Mike Bouchard		10	6.85%
Mike Cox		54	36.99%
Tom George		2	1.37%
Pete Hoekstra		30	20.55%
Rick Snyder		50	34.25%
	Total...	146	100.00%

Rep - Representative in Congress

			(Final)
Dave Camp		140	100.00%
	Total...	140	100.00%

Rep - 35th District State Senator

			(Final)
Darwin L. Booher		106	76.81%
Kevin Davis		14	10.14%
Gary A. Finstrom		18	13.04%
	Total...	138	100.00%

Rep - 102nd District State Representative

			(Final)
Linda Howard		83	59.29%
Morris Langworthy Jr		17	12.14%
Jeremy Mishler		25	17.86%
Philip N. Potvin		7	5.00%
Ryan A. Steig		8	5.71%
	Total...	140	100.00%

Rep - County Road Commissioner

			(Final)
John R. Currie		126	100.00%
	Total...	126	100.00%

Rep - County Commissioner 4th District

			(Final)
Raymond Steinke		100	100.00%
	Total...	100	100.00%

Dem - Governor

			(Final)
Virg Bernero		8	50.00%
Andy Dillon		8	50.00%
	Total...	16	100.00%

Dem - Representative in Congress

			(Final)
Jerry M. Campbell		15	100.00%
	Total...	15	100.00%

Hinton Township Precinct 1

Dem - 35th District State Senator			(Final)
Roger Dunigan		**10**	**62.50%**
George E. Huffman III		6	37.50%
	Total...	**16**	**100.00%**

Dem - 102nd District State Representative			(Final)
Jodi Estes Gabert		**13**	**100.00%**
	Total...	**13**	**100.00%**

Countywide Fixed Millage			(Final)
YES		**85**	**56.29%**
NO		66	43.71%
	Total...	**151**	**100.00%**

Countywide 911			(Final)
YES		70	45.16%
NO		**85**	**54.84%**
	Total...	**155**	**100.00%**

Martiny Township Precinct 1

Registration & Turnout			1,292
Election Day Turnout		253	19.58%
Election Day Manual Entry Turnout		0	0.00%
AV Voting Location Turnout		0	0.00%
	Total...	**253**	**19.58%**

Rep - Governor			(Final)
Mike Bouchard		14	7.33%
Mike Cox		62	32.46%
Tom George		1	0.52%
Pete Hoekstra		42	21.99%
Rick Snyder		**72**	**37.70%**
	Total...	**191**	**100.00%**

Rep - Representative in Congress			(Final)
Dave Camp		**167**	**100.00%**
	Total...	**167**	**100.00%**

Rep - 35th District State Senator			(Final)
Darwin L. Booher		**134**	**73.63%**
Kevin Davis		28	15.38%
Gary A. Finstrom		20	10.99%
	Total...	**182**	**100.00%**

Rep - 102nd District State Representative			(Final)
Linda Howard		**69**	**37.50%**
Morris Langworthy Jr		39	21.20%
Jeremy Mishler		42	22.83%
Philip N. Potvin		22	11.96%
Ryan A. Steig		12	6.52%
	Total...	**184**	**100.00%**

Rep - County Road Commissioner			(Final)
John R. Currie		**166**	**100.00%**
	Total...	**166**	**100.00%**

Rep - County Commissioner 2nd District			(Final)
Jerry C. Williams		**152**	**100.00%**
	Total...	**152**	**100.00%**

Rep - Martiny Twp Pct Delegate REP			(Final)
Danny Paul Robinson		**145**	**100.00%**
	Total...	**145**	**100.00%**

Martiny Township Precinct 1

Dem - Governor			(Final)
Virg Bernero		**28**	**54.90%**
Andy Dillon		23	45.10%
	Total...	**51**	**100.00%**

Dem - Representative in Congress			(Final)
Jerry M. Campbell		**45**	**100.00%**
	Total...	**45**	**100.00%**

Dem - 35th District State Senator			(Final)
Roger Dunigan		**26**	**57.78%**
George E. Huffman III		19	42.22%
	Total...	**45**	**100.00%**

Dem - 102nd District State Representative			(Final)
Jodi Estes Gabert		**45**	**100.00%**
	Total...	**45**	**100.00%**

Dem - Martiny Twp Pct Delegate DEM			(Final)
Bruce L. Reges		**37**	**100.00%**
	Total...	**37**	**100.00%**

Countywide Fixed Millage			(Final)
YES		**147**	**60.74%**
NO		95	39.26%
	Total...	**242**	**100.00%**

Countywide 911			(Final)
YES		**127**	**51.63%**
NO		119	48.37%
	Total...	**246**	**100.00%**

Mecosta Township Precinct 1

Registration & Turnout			1,884
Election Day Turnout		402	21.34%
Election Day Manual Entry Turnout		0	0.00%
AV Voting Location Turnout		0	0.00%
	Total...	**402**	**21.34%**

Rep - Governor			(Final)
Mike Bouchard		23	6.87%
Mike Cox		**114**	**34.03%**
Tom George		7	2.09%
Pete Hoekstra		78	23.28%
Rick Snyder		113	33.73%
	Total...	**335**	**100.00%**

Rep - Representative in Congress			(Final)
Dave Camp		**306**	**100.00%**
	Total...	**306**	**100.00%**

Rep - 35th District State Senator			(Final)
Darwin L. Booher		**256**	**76.88%**
Kevin Davis		40	12.01%
Gary A. Finstrom		37	11.11%
	Total...	**333**	**100.00%**

Rep - 102nd District State Representative			(Final)
Linda Howard		110	33.33%
Morris Langworthy Jr		50	15.15%
Jeremy Mishler		**112**	**33.94%**
Philip N. Potvin		45	13.64%

Mecosta Township Precinct 1

Rep - 102nd District State Representative			(Final)
Ryan A. Steig		13	3.94%
	Total...	330	100.00%

Rep - County Road Commissioner			(Final)
John R. Currie		296	100.00%
	Total...	296	100.00%

Rep - County Commissioner 6th District			(Final)
Art Adleman		257	100.00%
	Total...	257	100.00%

Rep - Mecosta Twp Pct Delegate REP			(Final)
Dennis Bumstead		177	18.77%
Angela A. Ceru		123	13.04%
Rachael Haruza		128	13.57%
Jeffrey A. Miller		142	15.06%
Deborah A. Williams		125	13.26%
Katherine A. Williams		127	13.47%
Russell A. Williams		121	12.83%
	Total...	943	100.00%

Dem - Governor			(Final)
Virg Bernero		28	54.90%
Andy Dillon		23	45.10%
	Total...	51	100.00%

Dem - Representative in Congress			(Final)
Jerry M. Campbell		43	100.00%
	Total...	43	100.00%

Dem - 35th District State Senator			(Final)
Roger Dunigan		29	67.44%
George E. Huffman III		14	32.56%
	Total...	43	100.00%

Dem - 102nd District State Representative			(Final)
Jodi Estes Gabert		43	100.00%
	Total...	43	100.00%

Countywide Fixed Millage			(Final)
YES		227	62.19%
NO		138	37.81%
	Total...	365	100.00%

Countywide 911			(Final)
YES		198	52.52%
NO		179	47.48%
	Total...	377	100.00%

Millbrook Township Precinct 1

Registration & Turnout			708
Election Day Turnout		144	20.34%
Election Day Manual Entry Turnout		0	0.00%
AV Voting Location Turnout		0	0.00%
	Total...	144	20.34%

Rep - Governor			(Final)
Mike Bouchard		8	6.50%
Mike Cox		31	25.20%
Tom George		0	0.00%
Pete Hoekstra		30	24.39%

Millbrook Township Precinct 1

Rep - Governor			(Final)
Rick Snyder		**54**	**43.90%**
	Total...	**123**	**100.00%**

Rep - Representative in Congress			(Final)
Dave Camp		**109**	**100.00%**
	Total...	**109**	**100.00%**

Rep - 35th District State Senator			(Final)
Darwin L. Booher		**84**	**72.41%**
Kevin Davis		27	23.28%
Gary A. Finstrom		5	4.31%
	Total...	**116**	**100.00%**

Rep - 102nd District State Representative			(Final)
Linda Howard		**79**	**65.29%**
Morris Langworthy Jr		20	16.53%
Jeremy Mishler		8	6.61%
Philip N. Potvin		7	5.79%
Ryan A. Steig		7	5.79%
	Total...	**121**	**100.00%**

Rep - County Road Commissioner			(Final)
John R. Currie		**101**	**100.00%**
	Total...	**101**	**100.00%**

Rep - County Commissioner 3rd District			(Final)
Michael Storey		**94**	**81.03%**
Dick Wheeler		22	18.97%
	Total...	**116**	**100.00%**

Dem - Governor			(Final)
Virg Bernero		**10**	**58.82%**
Andy Dillon		7	41.18%
	Total...	**17**	**100.00%**

Dem - Representative in Congress			(Final)
Jerry M. Campbell		**15**	**100.00%**
	Total...	**15**	**100.00%**

Dem - 35th District State Senator			(Final)
Roger Dunigan		**10**	**66.67%**
George E. Huffman III		5	33.33%
	Total...	**15**	**100.00%**

Dem - 102nd District State Representative			(Final)
Jodi Estes Gabert		**15**	**100.00%**
	Total...	**15**	**100.00%**

Countywide Fixed Millage			(Final)
YES		**69**	**54.33%**
NO		58	45.67%
	Total...	**127**	**100.00%**

Countywide 911			(Final)
YES		61	47.66%
NO		**67**	**52.34%**
	Total...	**128**	**100.00%**

Morton Township Precinct 1

Registration & Turnout			1,873
Election Day Turnout		593	31.66%
Election Day Manual Entry Turnout		0	0.00%

Morton Township Precinct 1

Registration & Turnout			1,873
AV Voting Location Turnout		0	0.00%
	Total...	593	31.66%

Rep - Governor			(Final)
Mike Bouchard		31	6.77%
Mike Cox		123	26.86%
Tom George		9	1.97%
Pete Hoekstra		103	22.49%
Rick Snyder		**192**	**41.92%**
	Total...	458	100.00%

Rep - Representative in Congress			(Final)
Dave Camp		**413**	**100.00%**
	Total...	413	100.00%

Rep - 35th District State Senator			(Final)
Darwin L. Booher		**327**	**76.94%**
Kevin Davis		59	13.88%
Gary A. Finstrom		39	9.18%
	Total...	425	100.00%

Rep - 102nd District State Representative			(Final)
Linda Howard		**205**	**45.56%**
Morris Langworthy Jr		33	7.33%
Jeremy Mishler		116	25.78%
Philip N. Potvin		73	16.22%
Ryan A. Steig		23	5.11%
	Total...	450	100.00%

Rep - County Road Commissioner			(Final)
John R. Currie		**387**	**100.00%**
	Total...	387	100.00%

Rep - County Commissioner 3rd District			(Final)
Michael Storey		115	27.06%
Dick Wheeler		**310**	**72.94%**
	Total...	426	100.00%

Rep - Morton Twp 1 Pct Delegate REP			(Final)
Greg J. Fribley		**230**	**23.66%**
Lynn A. Rudoni		**229**	**23.56%**
Steve J. Rudoni		**218**	**22.43%**
Robert G. Teeter		**295**	**30.35%**
	Total...	972	100.00%

Dem - Governor			(Final)
Virg Bernero		**62**	**61.39%**
Andy Dillon		39	38.61%
	Total...	101	100.00%

Dem - Representative in Congress			(Final)
Jerry M. Campbell		**86**	**100.00%**
	Total...	86	100.00%

Dem - 35th District State Senator			(Final)
Roger Dunigan		**63**	**73.26%**
George E. Huffman III		23	26.74%
	Total...	86	100.00%

Dem - 102nd District State Representative			(Final)
Jodi Estes Gabert		**84**	**100.00%**
	Total...	84	100.00%

Morton Township Precinct 1

Dem - Morton Twp 1 Pct Delegate DEM			(Final)
Michael B. Church		**61**	**31.28%**
Dennis R. Cox		**59**	**30.26%**
Margaret Kotting		**75**	**38.46%**
	Total...	**195**	**100.00%**

Countywide Fixed Millage			(Final)
YES		**354**	**65.43%**
NO		187	34.57%
	Total...	**541**	**100.00%**

Countywide 911			(Final)
YES		**295**	**52.68%**
NO		265	47.32%
	Total...	**560**	**100.00%**

Morton Library Proposal			(Final)
YES		**288**	**50.70%**
NO		280	49.30%
	Total...	**568**	**100.00%**

Morton Township Precinct 2

Registration & Turnout			1,532
Election Day Turnout		594	38.77%
Election Day Manual Entry Turnout		0	0.00%
AV Voting Location Turnout		0	0.00%
	Total...	**594**	**38.77%**

Rep - Governor			(Final)
Mike Bouchard		37	7.54%
Mike Cox		115	23.42%
Tom George		3	0.61%
Pete Hoekstra		137	27.90%
Rick Snyder		**199**	**40.53%**
	Total...	**491**	**100.00%**

Rep - Representative in Congress			(Final)
Dave Camp		**420**	**100.00%**
	Total...	**420**	**100.00%**

Rep - 35th District State Senator			(Final)
Darwin L. Booher		**327**	**75.87%**
Kevin Davis		59	13.69%
Gary A. Finstrom		45	10.44%
	Total...	**431**	**100.00%**

Rep - 102nd District State Representative			(Final)
Linda Howard		**227**	**49.03%**
Morris Langworthy Jr		36	7.78%
Jeremy Mishler		110	23.76%
Philip N. Potvin		80	17.28%
Ryan A. Steig		10	2.16%
	Total...	**463**	**100.00%**

Rep - County Road Commissioner			(Final)
John R. Currie		**397**	**100.00%**
	Total...	**397**	**100.00%**

Rep - County Commissioner 3rd District			(Final)
Michael Storey		75	16.45%
Dick Wheeler		**381**	**83.55%**
	Total...	**456**	**100.00%**

Morton Township Precinct 2

Rep - Morton Twp 2 Pct Delegate REP

			(Final)
Curtis Cowles		284	10.15%
Elizabeth A. Dean		265	9.47%
John F. Fields		224	8.01%
Anne Marie Gresehover		258	9.22%
William Guy		278	9.94%
Joseph K. Lanz		266	9.51%
Patricia Jennifer McCullah		224	8.01%
Jo Meyer		222	7.93%
August Sunzere		224	8.01%
Judith Sunzere		228	8.15%
Richard Wheeler		325	11.62%
	Total...	2,798	100.00%

Dem - Governor

			(Final)
Virg Bernero		49	65.33%
Andy Dillon		26	34.67%
	Total...	75	100.00%

Dem - Representative in Congress

			(Final)
Jerry M. Campbell		64	100.00%
	Total...	64	100.00%

Dem - 35th District State Senator

			(Final)
Roger Dunigan		53	80.30%
George E. Huffman III		13	19.70%
	Total...	66	100.00%

Dem - 102nd District State Representative

			(Final)
Jodi Estes Gabert		60	100.00%
	Total...	60	100.00%

Dem - Morton Twp 2 Pct Delegate DEM

			(Final)
Jim Breault		48	47.06%
Julane Quick		54	52.94%
	Total...	102	100.00%

Countywide Fixed Millage

			(Final)
YES		360	68.44%
NO		166	31.56%
	Total...	526	100.00%

Countywide 911

			(Final)
YES		299	54.17%
NO		253	45.83%
	Total...	552	100.00%

Morton Library Proposal

			(Final)
YES		323	57.47%
NO		239	42.53%
	Total...	562	100.00%

Sheridan Township Precinct 1

Registration & Turnout

			1,023
Election Day Turnout		192	18.77%
Election Day Manual Entry Turnout		0	0.00%
AV Voting Location Turnout		0	0.00%
	Total...	192	18.77%

Rep - Governor

			(Final)
Mike Bouchard		10	6.21%
Mike Cox		49	30.43%

Sheridan Township Precinct 1

Rep - Governor			(Final)
Tom George		1	0.62%
Pete Hoekstra		30	18.63%
Rick Snyder		**71**	**44.10%**
	Total...	161	100.00%

Rep - Representative in Congress			(Final)
Dave Camp		**140**	**100.00%**
	Total...	140	100.00%

Rep - 35th District State Senator			(Final)
Darwin L. Booher		**98**	**67.12%**
Kevin Davis		28	19.18%
Gary A. Finstrom		20	13.70%
	Total...	146	100.00%

Rep - 102nd District State Representative			(Final)
Linda Howard		**83**	**54.61%**
Morris Langworthy Jr		14	9.21%
Jeremy Mishler		31	20.39%
Philip N. Potvin		18	11.84%
Ryan A. Steig		6	3.95%
	Total...	152	100.00%

Rep - County Road Commissioner			(Final)
John R. Currie		**130**	**100.00%**
	Total...	130	100.00%

Rep - County Commissioner 2nd District			(Final)
Jerry C. Williams		**129**	**100.00%**
	Total...	129	100.00%

Dem - Governor			(Final)
Virg Bernero		**18**	**64.29%**
Andy Dillon		10	35.71%
	Total...	28	100.00%

Dem - Representative in Congress			(Final)
Jerry M. Campbell		**25**	**100.00%**
	Total...	25	100.00%

Dem - 35th District State Senator			(Final)
Roger Dunigan		**13**	**52.00%**
George E. Huffman III		12	48.00%
	Total...	25	100.00%

Dem - 102nd District State Representative			(Final)
Jodi Estes Gabert		**25**	**100.00%**
	Total...	25	100.00%

Countywide Fixed Millage			(Final)
YES		93	53.14%
NO		82	46.86%
	Total...	175	100.00%

Countywide 911			(Final)
YES		93	51.10%
NO		89	48.90%
	Total...	182	100.00%

Wheatland Township Precinct 1

Registration & Turnout			992
Election Day Turnout		235	23.69%
Election Day Manual Entry Turnout		0	0.00%

Wheatland Township Precinct 1

Registration & Turnout			992
AV Voting Location Turnout		0	0.00%
	Total...	**235**	**23.69%**

Rep - Governor			(Final)
Mike Bouchard		11	5.76%
Mike Cox		56	29.32%
Tom George		2	1.05%
Pete Hoekstra		58	30.37%
Rick Snyder		**64**	**33.51%**
	Total...	**191**	**100.00%**

Rep - Representative in Congress			(Final)
Dave Camp		**171**	**100.00%**
	Total...	**171**	**100.00%**

Rep - 35th District State Senator			(Final)
Darwin L. Booher		**139**	**76.37%**
Kevin Davis		24	13.19%
Gary A. Finstrom		19	10.44%
	Total...	**182**	**100.00%**

Rep - 102nd District State Representative			(Final)
Linda Howard		**108**	**55.10%**
Morris Langworthy Jr		20	10.20%
Jeremy Mishler		23	11.73%
Philip N. Potvin		39	19.90%
Ryan A. Steig		6	3.06%
	Total...	**196**	**100.00%**

Rep - County Road Commissioner			(Final)
John R. Currie		**153**	**100.00%**
	Total...	**153**	**100.00%**

Rep - County Commissioner 3rd District			(Final)
Michael Storey		**132**	**77.65%**
Dick Wheeler		38	22.35%
	Total...	**170**	**100.00%**

Dem - Governor			(Final)
Virg Bernero		**20**	**60.61%**
Andy Dillon		13	39.39%
	Total...	**33**	**100.00%**

Dem - Representative in Congress			(Final)
Jerry M. Campbell		**29**	**100.00%**
	Total...	**29**	**100.00%**

Dem - 35th District State Senator			(Final)
Roger Dunigan		**15**	**50.00%**
George E. Huffman III		**15**	**50.00%**
	Total...	**30**	**100.00%**

Dem - 102nd District State Representative			(Final)
Jodi Estes Gabert		**31**	**100.00%**
	Total...	**31**	**100.00%**

Countywide Fixed Millage			(Final)
YES		126	61.46%
NO		79	38.54%
	Total...	**205**	**100.00%**

Countywide 911			(Final)
YES		124	57.14%

Wheatland Township Precinct 1

Countywide 911

			(Final)
NO		93	42.86%
	Total...	217	100.00%

SUMMARY REPORT

MENOMINEE COUNTY, MICHIGAN
PRIMARY ELECTION
AUGUST 3, 2010
STATISTICS

RUN DATE:08/05/10 03:03 PM

	VOTES	PERCENT
PRECINCTS COUNTED (OF 20)	20	100.00
REGISTERED VOTERS - TOTAL	18,248	
BALLOTS CAST - TOTAL	2,025	
BALLOTS CAST - REPUBLICAN	1,366	67.46
BALLOTS CAST - DEMOCRATIC	600	29.63
BALLOTS CAST - NONPARTISAN	59	2.91
BALLOTS CAST - CROSSOVER	56	2.77
VOTER TURNOUT - TOTAL		11.10

SUMMARY REPORT

MENOMINEE COUNTY, MICHIGAN
PRIMARY ELECTION
AUGUST 3, 2010
Republican

RUN DATE:08/05/10 03:03 PM

	VOTES	PERCENT
GOVERNOR		
Vote for not more than 1		
Mike Bouchard	204	16.16
Mike Cox	432	34.23
Tom George	40	3.17
Pete Hoekstra	379	30.03
Rick Snyder	205	16.24
WRITE-IN	2	.16
REPRESENTATIVE IN CONGRESS DIST 1		
Vote for not more than 1		
Jason Allen	247	19.79
Dan Benishek	708	56.73
Patrick Donlon	41	3.29
Linda Goldthorpe	64	5.13
Don Hooper	123	9.86
Tom Stillings	61	4.89
WRITE-IN	4	.32
STATE SENATOR 38TH DIST		
Vote for not more than 1		
Tom Casperson	1,189	88.80
Jeff Paulin	147	10.98
WRITE-IN	3	.22
STATE REPRESENTATIVE 108TH DIST		
Vote for not more than 1		
Mike Falcon	510	40.44
Gaylord M. Jones	33	2.62
Ed McBroom	528	41.87
Brady L. Nelson	91	7.22
Bruce Rosen	98	7.77
WRITE-IN	1	.08
COUNTY CLERK/REGISTER OF DEEDS		
Vote for not more than 1		
WRITE-IN	43	100.00
COUNTY ROAD COMMISSIONER		
Vote for not more than 1		
WRITE-IN	53	100.00
COUNTY COMMISSIONER 1ST DIST		
Vote for not more than 1		
WRITE-IN	4	100.00
COUNTY COMMISSIONER 2ND DIST		
Vote for not more than 1		
James G. Furlong	143	97.95
WRITE-IN	3	2.05
COUNTY COMMISSIONER 3RD DIST		
Vote for not more than 1		
WRITE-IN	5	100.00
COUNTY COMMISSIONER 4TH DIST		
Vote for not more than 1		
Sheila Burns	234	98.32
WRITE-IN	4	1.68
COUNTY COMMISSIONER 5TH DIST		
Vote for not more than 1		
Mark J. Jasper	300	99.67
WRITE-IN	1	.33
HOLMES TWP SUPERVISOR		
Vote for not more than 1		
Raymond J. Guard	49	100.00
WRITE-IN	0	
HARRIS TWP TREASURER		
Vote for not more than 1		
WRITE-IN	4	100.00
DELEGATE CEDARVILLE TWP		
Vote for not more than 2		
John C. Kakuk Sr.	23	100.00
WRITE-IN	0	
DELEGATE DAGGETT TWP		
Vote for not more than 2		
Edith Vincent	55	50.93
Keith Vincent	51	47.22
WRITE-IN	2	1.85
DELEGATE FAITHORN TWP		
Vote for not more than 2		
WRITE-IN	4	100.00
DELEGATE GOURLEY TWP		
Vote for not more than 2		
WRITE-IN	1	100.00
DELEGATE HARRIS TWP		
Vote for not more than 3		
WRITE-IN	9	100.00

SUMMARY REPORT

RUN DATE:08/05/10 03:03 PM

MENOMINEE COUNTY, MICHIGAN
PRIMARY ELECTION
AUGUST 3, 2010
Republican

	VOTES	PERCENT
DELEGATE HOLMES TWP		
Vote for not more than 2		
WRITE-IN.	1	100.00
DELEGATE INGALLSTON TWP		
Vote for not more than 2		
Robert C. Burie	48	90.57
WRITE-IN.	5	9.43
DELEGATE LAKE TWP		
Vote for not more than 2		
WRITE-IN.	26	100.00
DELEGATE MELLEN TWP		
Vote for not more than 2		
Roger A. Freis.	45	52.33
Daniel J. Menacher	16	18.60
Bonnie Philipps	25	29.07
WRITE-IN.	0	
DELEGATE MENOMINEE TWP PCT 1		
Vote for not more than 2		
WRITE-IN.	4	100.00
DELEGATE MENOMINEE TWP PCT 2		
Vote for not more than 4		
Steven Garry Anderson	35	22.01
Patrick J. Armbrust	44	27.67
Terry Lee Poquette	32	20.13
Daniel Rotter	43	27.04
WRITE-IN.	5	3.14
DELEGATE MEYER TWP		
Vote for not more than 2		
Patrick Dani	73	100.00
WRITE-IN.	0	
DELEGATE NADEAU TWP		
Vote for not more than 2		
Lyle Gearhart	57	33.33
Ronald Jenkins.	48	28.07
Joe Linder	66	38.60
WRITE-IN.	0	
DELEGATE SPALDING TWP		
Vote for not more than 3		
John Anderson	66	32.67
David Leboeuf	74	36.63
Bob Mathias.	62	30.69
WRITE-IN.	0	

	VOTES	PERCENT
DELEGATE STEPHENSON TWP		
Vote for not more than 2		
WRITE-IN.	0	
DELEGATE MENOMINEE CITY PCT 1		
Vote for not more than 2		
WRITE-IN.	2	100.00
DELEGATE MENOMINEE CITY PCT 2		
Vote for not more than 2		
WRITE-IN.	8	100.00
DELEGATE MENOMINEE CITY PCT 3		
Vote for not more than 3		
WRITE-IN.	6	100.00
DELEGATE MENOMINEE CITY PCT 4		
Vote for not more than 3		
WRITE-IN.	0	
DELEGATE STEPHENSON CITY		
Vote for not more than 2		
WRITE-IN.	1	100.00

SUMMARY REPORT

RUN DATE:08/05/10 03:03 PM

MENOMINEE COUNTY, MICHIGAN
PRIMARY ELECTION
AUGUST 3, 2010
Democratic

	VOTES	PERCENT
GOVERNOR		
Vote for not more than 1		
Virg Bernero	251	43.96
Andy Dillon	320	56.04
WRITE-IN	0	
REPRESENTATIVE IN CONGRESS 1ST DIST		
Vote for not more than 1		
Gary McDowell	507	100.00
WRITE-IN	0	
STATE SENATOR 38TH DIST		
Vote for not more than 1		
Michael A. Lahti	522	99.81
WRITE-IN	1	.19
STATE REPRESENTATIVE 108TH DIST		
Vote for not more than 1		
Judy Nerat	534	99.81
WRITE-IN	1	.19
COUNTY CLERK/REGISTER OF DEEDS		
Vote for not more than 1		
Marc Kleiman	528	100.00
WRITE-IN	0	
COUNTY ROAD COMMISSIONER		
Vote for not more than 1		
Mary Maas	433	98.19
WRITE-IN	8	1.81
COUNTY COMMISSIONER 1ST DIST		
Vote for not more than 1		
Bernie Lang	97	100.00
WRITE-IN	0	
COUNTY COMMISSIONER 2ND DIST		
Vote for not more than 1		
WRITE-IN	1	100.00
COUNTY COMMISSIONER 3RD DIST		
Vote for not more than 1		
Garry R. Anderson	56	96.55
WRITE-IN	2	3.45
COUNTY COMMISSIONER 4TH DIST		
Vote for not more than 1		
WRITE-IN	4	100.00
COUNTY COMMISSIONER 5TH DIST		
Vote for not more than 1		
Nick R. Hanchek	131	97.04
WRITE-IN	4	2.96
HOLMES TWP SUPERVISOR		
Vote for not more than 1		
John S. Palzewicz	9	100.00
WRITE-IN	0	
HARRIS TWP TREASURER		
Vote for not more than 1		
Doreen M. Bower	69	97.18
WRITE-IN	2	2.82
DELEGATE CEDARVILLE TWP		
Vote for not more than 1		
WRITE-IN	0	
DELEGATE DAGGETT TWP		
Vote for not more than 2		
Michael P. Lyons	21	95.45
WRITE-IN	1	4.55
DELEGATE FAITHORN TWP		
Vote for not more than 1		
WRITE-IN	0	
DELEGATE GOURLEY TWP		
Vote for not more than 1		
WRITE-IN	2	100.00
DELEGATE HARRIS TWP		
Vote for not more than 3		
WRITE-IN	4	100.00
DELEGATE HOLMES TWP		
Vote for not more than 1		
WRITE-IN	1	100.00
DELEGATE INGALLSTON TWP		
Vote for not more than 2		
Charlene Kmiecik	14	45.16
Thomas Kmiecik	17	54.84
WRITE-IN	0	

SUMMARY REPORT

MENOMINEE COUNTY, MICHIGAN
PRIMARY ELECTION
AUGUST 3, 2010
Democratic

RUN DATE:08/05/10 03:03 PM

	VOTES	PERCENT
DELEGATE LAKE TWP		
Vote for not more than 2		
WRITE-IN.	0	
DELEGATE MELLEN TWP		
Vote for not more than 2		
James Tharp.	20	100.00
WRITE-IN.	0	
DELEGATE MENOMINEE TWP PCT 1		
Vote for not more than 2		
WRITE-IN.	0	
DELEGATE MENOMINEE TWP PCT 2		
Vote for not more than 4		
Ruby Ivens	36	21.43
Gail Jerzyk.	36	21.43
Bart Stupak.	52	30.95
Laurie Stupak	44	26.19
WRITE-IN.	0	
DELEGATE MEYER TWP		
Vote for not more than 2		
Raymond J. Charlier Sr..	28	53.85
Robert G. Smith	22	42.31
WRITE-IN.	2	3.85
DELEGATE NADEAU TWP		
Vote for not more than 2		
WRITE-IN.	2	100.00
DELEGATE SPALDING TWP		
Vote for not more than 2		
WRITE-IN.	0	
DELEGATE STEPHENSON TWP		
Vote for not more than 2		
WRITE-IN.	0	
DELEGATE MENOMINEE CITY PCT 1		
Vote for not more than 3		
Brenda Quaak	31	100.00
WRITE-IN.	0	
DELEGATE MENOMINEE CITY PCT 2		
Vote for not more than 3		
WRITE-IN.	5	100.00
DELEGATE MENOMINEE CITY PCT 3		
Vote for not more than 3		
Michael Lemke	29	32.95
Darrell Wennergren	30	34.09
Mary Jo Wennergren	29	32.95
WRITE-IN.	0	
DELEGATE MENOMINEE CITY PCT 4		
Vote for not more than 3		
WRITE-IN.	0	
DELEGATE STEPHENSON CITY		
Vote for not more than 2		
WRITE-IN.	0	

SUMMARY REPORT

MENOMINEE COUNTY, MICHIGAN
PRIMARY ELECTION
AUGUST 3, 2010

RUN DATE:08/05/10 03:03 PM

	VOTES	PERCENT
HARRIS TWP MILLAGE		
Vote for not more than 1		
YES	106	57.61
NO	78	42.39
MEYER TWP MILLAGE		
Vote for not more than 1		
YES	90	75.63
NO	29	24.37

PRECINCT REPORT

MENOMINEE COUNTY, MICHIGAN
PRIMARY ELECTION
AUGUST 3, 2010
STATISTICS

RUN DATE:08/03/10 08:59 PM

0020 City of Stephenson

	VOTES	PERCENT
REGISTERED VOTERS - TOTAL	601	
BALLOTS CAST - TOTAL	67	
BALLOTS CAST - REPUBLICAN	44	65.67
BALLOTS CAST - DEMOCRATIC	19	28.36
BALLOTS CAST - NONPARTISAN	4	5.97
BALLOTS CAST - CROSSOVER	2	2.99
VOTER TURNOUT - TOTAL		11.15

PRECINCT REPORT

MENOMINEE COUNTY, MICHIGAN
PRIMARY ELECTION
AUGUST 3, 2010
Republican

RUN DATE:08/03/10 08:59 PM

0020 City of Stephenson

	VOTES	PERCENT
GOVERNOR		
Vote for not more than 1		
Mike Bouchard	4	9.30
Mike Cox	14	32.56
Tom George	1	2.33
Pete Hoekstra	15	34.88
Rick Snyder	9	20.93
WRITE-IN	0	
REPRESENTATIVE IN CONGRESS DIST 1		
Vote for not more than 1		
Jason Allen	11	26.83
Dan Benishek	18	43.90
Patrick Donlon	2	4.88
Linda Goldthorpe	6	14.63
Don Booper	4	9.76
Tom Stillings	0	
WRITE-IN	0	
STATE SENATOR 38TH DIST		
Vote for not more than 1		
Tom Casperson	38	88.37
Jeff Paulin	5	11.63
WRITE-IN	0	
STATE REPRESENTATIVE 108TH DIST		
Vote for not more than 1		
Mike Falcon	12	30.00
Gaylord M. Jones	0	
Ed McBroom	20	50.00
Brady L. Nelson	3	7.50
Bruce Rosen	5	12.50
WRITE-IN	0	
COUNTY CLERK/REGISTER OF DEEDS		
Vote for not more than 1		
WRITE-IN	1	100.00
COUNTY ROAD COMMISSIONER		
Vote for not more than 1		
WRITE-IN	3	100.00
COUNTY COMMISSIONER 4TH DIST		
Vote for not more than 1		
Sheila Burns	28	96.55
WRITE-IN	1	3.45

	VOTES	PERCENT
DELEGATE STEPHENSON CITY		
Vote for not more than 2		
WRITE-IN	1	100.00

PRECINCT REPORT

MENOMINEE COUNTY, MICHIGAN
PRIMARY ELECTION
AUGUST 3, 2010
Democratic

RUN DATE:08/03/10 08:59 PM

0020 City of Stephenson

	VOTES	PERCENT
GOVERNOR		
Vote for not more than 1		
Virg Bernero	6	33.33
Andy Dillon	12	66.67
WRITE-IN	0	
REPRESENTATIVE IN CONGRESS 1ST DIST		
Vote for not more than 1		
Gary McDowell	16	100.00
WRITE-IN	0	
STATE SENATOR 38TH DIST		
Vote for not more than 1		
Michael A. Lahti	16	94.12
WRITE-IN	1	5.88
STATE REPRESENTATIVE 108TH DIST		
Vote for not more than 1		
Judy Nerat	17	100.00
WRITE-IN	0	
COUNTY CLERK/REGISTER OF DEEDS		
Vote for not more than 1		
Marc Kleiman	16	100.00
WRITE-IN	0	
COUNTY ROAD COMMISSIONER		
Vote for not more than 1		
Mary Maas	14	100.00
WRITE-IN	0	
COUNTY COMMISSIONER 4TH DIST		
Vote for not more than 1		
WRITE-IN	0	
DELEGATE STEPHENSON CITY		
Vote for not more than 2		
WRITE-IN	0	

PRECINCT REPORT

MENOMINEE COUNTY, MICHIGAN
PRIMARY ELECTION
AUGUST 3, 2010
STATISTICS

RUN DATE:08/03/10 08:59 PM

0019 City of Menominee Pct 4

	VOTES	PERCENT
REGISTERED VOTERS - TOTAL	1713	
BALLOTS CAST - TOTAL	128	
BALLOTS CAST - REPUBLICAN	64	50.00
BALLOTS CAST - DEMOCRATIC	57	44.53
BALLOTS CAST - NONPARTISAN	7	5.47
BALLOTS CAST - CROSSOVER	7	5.47
VOTER TURNOUT - TOTAL		7.47

PRECINCT REPORT

MENOMINEE COUNTY, MICHIGAN
PRIMARY ELECTION
AUGUST 3, 2010
Republican

RUN DATE:08/03/10 08:59 PM

0019 City of Menominee Pct 4

	VOTES	PERCENT
GOVERNOR		
Vote for not more than 1		
Mike Bouchard	9	14.75
Mike Cox	24	39.34
Tom George	0	
Pete Hoekstra	13	21.31
Rick Snyder	15	24.59
WRITE-IN	0	
REPRESENTATIVE IN CONGRESS DIST 1		
Vote for not more than 1		
Jason Allen	12	20.34
Dan Benishek	39	66.10
Patrick Donlon	1	1.69
Linda Goldthorpe	1	1.69
Don Hooper	2	3.39
Tom Stillings	4	6.78
WRITE-IN	0	
STATE SENATOR 38TH DIST		
Vote for not more than 1		
Tom Casperson	55	87.30
Jeff Paulin	8	12.70
WRITE-IN	0	
STATE REPRESENTATIVE 108TH DIST		
Vote for not more than 1		
Mike Falcon	34	56.67
Gaylord M. Jones	2	3.33
Ed McBroom	15	25.00
Brady L. Nelson	6	10.00
Bruce Rosen	3	5.00
WRITE-IN	0	
COUNTY CLERK/REGISTER OF DEEDS		
Vote for not more than 1		
WRITE-IN	1	100.00
COUNTY ROAD COMMISSIONER		
Vote for not more than 1		
WRITE-IN	1	100.00
COUNTY COMMISSIONER 2ND DIST		
Vote for not more than 1		
James G. Furlong	49	98.00
WRITE-IN	1	2.00

	VOTES	PERCENT
DELEGATE MENOMINEE CITY PCT 4		
Vote for not more than 3		
WRITE-IN	0	

PRECINCT REPORT

MENOMINEE COUNTY, MICHIGAN
PRIMARY ELECTION
AUGUST 3, 2010
Democratic

RUN DATE:08/03/10 08:59 PM

0019 City of Menominee Pct 4

	VOTES	PERCENT
GOVERNOR		
Vote for not more than 1		
Virg Bernero	30	56.60
Andy Dillon	23	43.40
WRITE-IN	0	
REPRESENTATIVE IN CONGRESS 1ST DIST		
Vote for not more than 1		
Gary McDowell	55	100.00
WRITE-IN	0	
STATE SENATOR 38TH DIST		
Vote for not more than 1		
Michael A. Lahti	56	100.00
WRITE-IN	0	
STATE REPRESENTATIVE 108TH DIST		
Vote for not more than 1		
Judy Nerat	55	100.00
WRITE-IN	0	
COUNTY CLERK/REGISTER OF DEEDS		
Vote for not more than 1		
Marc Kleiman	56	100.00
WRITE-IN	0	
COUNTY ROAD COMMISSIONER		
Vote for not more than 1		
Mary Maas	44	100.00
WRITE-IN	0	
COUNTY COMMISSIONER 2ND DIST		
Vote for not more than 1		
WRITE-IN	1	100.00
DELEGATE MENOMINEE CITY PCT 4		
Vote for not more than 3		
WRITE-IN	0	

PRECINCT REPORT

MENOMINEE COUNTY, MICHIGAN
PRIMARY ELECTION
AUGUST 3, 2010
STATISTICS

RUN DATE:08/05/10 03:04 PM

0018 City of Menominee Pct 3

	VOTES	PERCENT
REGISTERED VOTERS - TOTAL	1644	
BALLOTS CAST - TOTAL	147	
BALLOTS CAST - REPUBLICAN	92	62.59
BALLOTS CAST - DEMOCRATIC	48	32.65
BALLOTS CAST - NONPARTISAN	7	4.76
BALLOTS CAST - CROSSOVER	7	4.76
VOTER TURNOUT - TOTAL		8.94

PRECINCT REPORT

MENOMINEE COUNTY, MICHIGAN
PRIMARY ELECTION
AUGUST 3, 2010
Republican

RUN DATE:08/05/10 03:04 PM

0018 City of Menominee Pct 3

	VOTES	PERCENT
GOVERNOR		
Vote for not more than 1		
Mike Bouchard	13	14.77
Mike Cox	34	38.64
Tom George	1	1.14
Pete Hoekstra	19	21.59
Rick Snyder	21	23.86
WRITE-IN	0	
REPRESENTATIVE IN CONGRESS DIST 1		
Vote for not more than 1		
Jason Allen	21	25.93
Dan Benishek	38	46.91
Patrick Donlon	1	1.23
Linda Goldthorpe	9	11.11
Don Hooper	7	8.64
Tom Stillings	5	6.17
WRITE-IN	0	
STATE SENATOR 38TH DIST		
Vote for not more than 1		
Tom Casperson	87	96.67
Jeff Paulin	3	3.33
WRITE-IN	0	
STATE REPRESENTATIVE 108TH DIST		
Vote for not more than 1		
Mike Falcon	38	43.18
Gaylord M. Jones	6	6.82
Ed McBroom	26	29.55
Brady L. Nelson	9	10.23
Bruce Rosen	9	10.23
WRITE-IN	0	
COUNTY CLERK/REGISTER OF DEEDS		
Vote for not more than 1		
WRITE-IN	2	100.00
COUNTY ROAD COMMISSIONER		
Vote for not more than 1		
WRITE-IN	2	100.00
COUNTY COMMISSIONER 1ST DIST		
Vote for not more than 1		
WRITE-IN	1	100.00

	VOTES	PERCENT
COUNTY COMMISSIONER 2ND DIST		
Vote for not more than 1		
James G. Furlong	55	100.00
WRITE-IN	0	
DELEGATE MENOMINEE CITY PCT 3		
Vote for not more than 3		
WRITE-IN	6	100.00

PRECINCT REPORT

MENOMINEE COUNTY, MICHIGAN
PRIMARY ELECTION
AUGUST 3, 2010
Democratic

RUN DATE:08/05/10 03:04 PM

0018 City of Menominee Pct 3

	VOTES	PERCENT
GOVERNOR		
Vote for not more than 1		
Virg Bernero	11	23.91
Andy Dillon	35	76.09
WRITE-IN	0	
REPRESENTATIVE IN CONGRESS 1ST DIST		
Vote for not more than 1		
Gary McDowell	40	100.00
WRITE-IN	0	
STATE SENATOR 38TH DIST		
Vote for not more than 1		
Michael A. Lahti	40	100.00
WRITE-IN	0	
STATE REPRESENTATIVE 108TH DIST		
Vote for not more than 1		
Judy Nerat	40	100.00
WRITE-IN	0	
COUNTY CLERK/REGISTER OF DEEDS		
Vote for not more than 1		
Marc Kleiman	40	100.00
WRITE-IN	0	
COUNTY ROAD COMMISSIONER		
Vote for not more than 1		
Mary Maas	29	96.67
WRITE-IN	1	3.33
COUNTY COMMISSIONER 1ST DIST		
Vote for not more than 1		
Bernie Lang	7	100.00
WRITE-IN	0	
COUNTY COMMISSIONER 2ND DIST		
Vote for not more than 1		
WRITE-IN	0	
DELEGATE MENOMINEE CITY PCT 3		
Vote for not more than 3		
Michael Lemke	29	32.95
Darrell Wennergren	30	34.09
Mary Jo Wennergren	29	32.95
WRITE-IN	0	

PRECINCT REPORT

MENOMINEE COUNTY, MICHIGAN
PRIMARY ELECTION
AUGUST 3, 2010
STATISTICS

RUN DATE:08/03/10 08:59 PM

0017 City of Menominee Pct 2

	VOTES	PERCENT
REGISTERED VOTERS - TOTAL	1591	
BALLOTS CAST - TOTAL	148	
BALLOTS CAST - REPUBLICAN	71	47.97
BALLOTS CAST - DEMOCRATIC	67	45.27
BALLOTS CAST - NONPARTISAN	10	6.76
BALLOTS CAST - CROSSOVER	9	6.08
VOTER TURNOUT - TOTAL		9.30

PRECINCT REPORT

RUN DATE:08/03/10 08:59 PM

MENOMINEE COUNTY, MICHIGAN
PRIMARY ELECTION
AUGUST 3, 2010
Republican

0017 City of Menominee Pct 2

	VOTES	PERCENT
GOVERNOR		
Vote for not more than 1		
Mike Bouchard	17	24.29
Mike Cox	20	28.57
Tom George	0	
Pete Hoekstra	20	28.57
Rick Snyder	13	18.57
WRITE-IN	0	
REPRESENTATIVE IN CONGRESS DIST 1		
Vote for not more than 1		
Jason Allen	14	20.59
Dan Benishek	32	47.06
Patrick Donlon	1	1.47
Linda Goldthorpe	8	11.76
Don Hooper	7	10.29
Tom Stillings	6	8.82
WRITE-IN	0	
STATE SENATOR 38TH DIST		
Vote for not more than 1		
Tom Casperson	64	90.14
Jeff Paulin	7	9.86
WRITE-IN	0	
STATE REPRESENTATIVE 108TH DIST		
Vote for not more than 1		
Mike Falcon	43	66.15
Gaylord M. Jones	4	6.15
Ed McBroom	8	12.31
Brady L. Nelson	5	7.69
Bruce Rosen	5	7.69
WRITE-IN	0	
COUNTY CLERK/REGISTER OF DEEDS		
Vote for not more than 1		
WRITE-IN	2	100.00
COUNTY ROAD COMMISSIONER		
Vote for not more than 1		
WRITE-IN	3	100.00
COUNTY COMMISSIONER 1ST DIST		
Vote for not more than 1		
WRITE-IN	2	100.00
DELEGATE MENOMINEE CITY PCT 2		
Vote for not more than 2		
WRITE-IN	8	100.00

PRECINCT REPORT

MENOMINEE COUNTY, MICHIGAN
PRIMARY ELECTION
AUGUST 3, 2010
Democratic

RUN DATE:08/03/10 08:59 PM

0017 City of Menominee Pct 2

	VOTES	PERCENT
GOVERNOR		
Vote for not more than 1		
Virg Bernero	26	42.62
Andy Dillon	35	57.38
WRITE-IN	0	
REPRESENTATIVE IN CONGRESS 1ST DIST		
Vote for not more than 1		
Gary McDowell	55	100.00
WRITE-IN	0	
STATE SENATOR 38TH DIST		
Vote for not more than 1		
Michael A. Lahti	56	100.00
WRITE-IN	0	
STATE REPRESENTATIVE 108TH DIST		
Vote for not more than 1		
Judy Nerat	64	100.00
WRITE-IN	0	
COUNTY CLERK/REGISTER OF DEEDS		
Vote for not more than 1		
Marc Kleiman	59	100.00
WRITE-IN	0	
COUNTY ROAD COMMISSIONER		
Vote for not more than 1		
Mary Maas	44	97.78
WRITE-IN	1	2.22
COUNTY COMMISSIONER 1ST DIST		
Vote for not more than 1		
Bernie Lang	59	100.00
WRITE-IN	0	
DELEGATE MENOMINEE CITY PCT 2		
Vote for not more than 3		
WRITE-IN	5	100.00

PRECINCT REPORT

MENOMINEE COUNTY, MICHIGAN
PRIMARY ELECTION
AUGUST 3, 2010
STATISTICS

RUN DATE:08/03/10 08:59 PM

0016 City of Menominee Pct 1

	VOTES	PERCENT
REGISTERED VOTERS - TOTAL	1335	
BALLOTS CAST - TOTAL	92	
BALLOTS CAST - REPUBLICAN	46	50.00
BALLOTS CAST - DEMOCRATIC	36	39.13
BALLOTS CAST - NONPARTISAN	10	10.87
BALLOTS CAST - CROSSOVER	10	10.87
VOTER TURNOUT - TOTAL		6.89

PRECINCT REPORT

MENOMINEE COUNTY, MICHIGAN
PRIMARY ELECTION
AUGUST 3, 2010
Republican

RUN DATE:08/03/10 08:59 PM

0016 City of Menominee Pct 1

	VOTES	PERCENT
GOVERNOR		
Vote for not more than 1		
Mike Bouchard	2	4.35
Mike Cox	14	30.43
Tom George	2	4.35
Pete Hoekstra	19	41.30
Rick Snyder	9	19.57
WRITE-IN	0	
REPRESENTATIVE IN CONGRESS DIST 1		
Vote for not more than 1		
Jason Allen	4	9.30
Dan Benishek	27	62.79
Patrick Donlon	2	4.65
Linda Goldthorpe	2	4.65
Don Hooper	4	9.30
Tom Stillings	4	9.30
WRITE-IN	0	
STATE SENATOR 38TH DIST		
Vote for not more than 1		
Tom Casperson	40	90.91
Jeff Paulin	4	9.09
WRITE-IN	0	
STATE REPRESENTATIVE 108TH DIST		
Vote for not more than 1		
Mike Falcon	23	52.27
Gaylord M. Jones	1	2.27
Ed McBroom	16	36.36
Brady L. Nelson	3	6.82
Bruce Rosen	1	2.27
WRITE-IN	0	
COUNTY CLERK/REGISTER OF DEEDS		
Vote for not more than 1		
WRITE-IN	1	100.00
COUNTY ROAD COMMISSIONER		
Vote for not more than 1		
WRITE-IN	1	100.00
COUNTY COMMISSIONER 1ST DIST		
Vote for not more than 1		
WRITE-IN	1	100.00
DELEGATE MENOMINEE CITY PCT 1		
Vote for not more than 2		
WRITE-IN	2	100.00

PRECINCT REPORT

MENOMINEE COUNTY, MICHIGAN
PRIMARY ELECTION
AUGUST 3, 2010
Democratic

RUN DATE:08/03/10 08:59 PM

0016 City of Menominee Pct 1

	VOTES	PERCENT
GOVERNOR		
Vote for not more than 1		
Virg Bernero	15	42.86
Andy Dillon	20	57.14
WRITE-IN	0	
REPRESENTATIVE IN CONGRESS 1ST DIST		
Vote for not more than 1		
Gary McDowell	32	100.00
WRITE-IN	0	
STATE SENATOR 38TH DIST		
Vote for not more than 1		
Michael A. Lahti	32	100.00
WRITE-IN	0	
STATE REPRESENTATIVE 108TH DIST		
Vote for not more than 1		
Judy Nerat	32	100.00
WRITE-IN	0	
COUNTY CLERK/REGISTER OF DEEDS		
Vote for not more than 1		
Marc Kleiman	33	100.00
WRITE-IN	0	
COUNTY ROAD COMMISSIONER		
Vote for not more than 1		
Mary Maas	30	100.00
WRITE-IN	0	
COUNTY COMMISSIONER 1ST DIST		
Vote for not more than 1		
Bernie Lang	31	100.00
WRITE-IN	0	
DELEGATE MENOMINEE CITY PCT 1		
Vote for not more than 3		
Brenda Quaak	31	100.00
WRITE-IN	0	

PRECINCT REPORT

MENOMINEE COUNTY, MICHIGAN
PRIMARY ELECTION
AUGUST 3, 2010
STATISTICS

RUN DATE:08/03/10 08:59 PM

0015 Stephenson Township

	VOTES	PERCENT
REGISTERED VOTERS - TOTAL	472	
BALLOTS CAST - TOTAL	51	
BALLOTS CAST - REPUBLICAN	40	78.43
BALLOTS CAST - DEMOCRATIC	10	19.61
BALLOTS CAST - NONPARTISAN	1	1.96
BALLOTS CAST - CROSSOVER	1	1.96
VOTER TURNOUT - TOTAL		10.81

PRECINCT REPORT

MENOMINEE COUNTY, MICHIGAN
PRIMARY ELECTION
AUGUST 3, 2010
Republican

RUN DATE:08/03/10 08:59 PM

0015 Stephenson Township

	VOTES	PERCENT
GOVERNOR		
Vote for not more than 1		
Mike Bouchard	12	35.29
Mike Cox	9	26.47
Tom George	0	
Pete Hoekstra	10	29.41
Rick Snyder	3	8.82
WRITE-IN	0	
REPRESENTATIVE IN CONGRESS DIST 1		
Vote for not more than 1		
Jason Allen	6	17.65
Dan Benishek	19	55.88
Patrick Donlon	2	5.88
Linda Goldthorpe	1	2.94
Don Hooper	4	11.76
Tom Stillings	2	5.88
WRITE-IN	0	
STATE SENATOR 38TH DIST		
Vote for not more than 1		
Tom Casperson	36	92.31
Jeff Paulin	3	7.69
WRITE-IN	0	
STATE REPRESENTATIVE 108TH DIST		
Vote for not more than 1		
Mike Falcon	7	17.95
Gaylord M. Jones	1	2.56
Ed McBroom	24	61.54
Brady L. Nelson	3	7.69
Bruce Rosen	4	10.26
WRITE-IN	0	
COUNTY CLERK/REGISTER OF DEEDS		
Vote for not more than 1		
WRITE-IN	1	100.00
COUNTY ROAD COMMISSIONER		
Vote for not more than 1		
WRITE-IN	1	100.00
COUNTY COMMISSIONER 4TH DIST		
Vote for not more than 1		
Sheila Burns	19	95.00
WRITE-IN	1	5.00

	VOTES	PERCENT
DELEGATE STEPHENSON TWP		
Vote for not more than 2		
WRITE-IN	0	

PRECINCT REPORT

MENOMINEE COUNTY, MICHIGAN
PRIMARY ELECTION
AUGUST 3, 2010
Democratic

RUN DATE:08/03/10 08:59 PM

0015 Stephenson Township

	VOTES	PERCENT
GOVERNOR		
Vote for not more than 1		
Virg Bernero	5	50.00
Andy Dillon	5	50.00
WRITE-IN	0	
REPRESENTATIVE IN CONGRESS 1ST DIST		
Vote for not more than 1		
Gary McDowell	10	100.00
WRITE-IN	0	
STATE SENATOR 38TH DIST		
Vote for not more than 1		
Michael A. Lahti	10	100.00
WRITE-IN	0	
STATE REPRESENTATIVE 108TH DIST		
Vote for not more than 1		
Judy Nerat	9	100.00
WRITE-IN	0	
COUNTY CLERK/REGISTER OF DEEDS		
Vote for not more than 1		
Marc Kleiman	9	100.00
WRITE-IN	0	
COUNTY ROAD COMMISSIONER		
Vote for not more than 1		
Mary Maas	7	100.00
WRITE-IN	0	
COUNTY COMMISSIONER 4TH DIST		
Vote for not more than 1		
WRITE-IN	1	100.00
DELEGATE STEPHENSON TWP		
Vote for not more than 2		
WRITE-IN	0	

PRECINCT REPORT

MENOMINEE COUNTY, MICHIGAN
PRIMARY ELECTION
AUGUST 3, 2010
STATISTICS

RUN DATE:08/03/10 08:59 PM

0014 Spalding Township

	VOTES	PERCENT
REGISTERED VOTERS - TOTAL	1143	
BALLOTS CAST - TOTAL	166	
BALLOTS CAST - REPUBLICAN	120	72.29
BALLOTS CAST - DEMOCRATIC	44	26.51
BALLOTS CAST - NONPARTISAN	2	1.20
BALLOTS CAST - CROSSOVER	2	1.20
VOTER TURNOUT - TOTAL		14.52

PRECINCT REPORT

MENOMINEE COUNTY, MICHIGAN
PRIMARY ELECTION
AUGUST 3, 2010
Republican

RUN DATE:08/03/10 08:59 PM

0014 Spalding Township

	VOTES	PERCENT
GOVERNOR		
Vote for not more than 1		
Mike Bouchard	11	10.48
Mike Cox	42	40.00
Tom George	3	2.86
Pete Hoekstra	30	28.57
Rick Snyder	19	18.10
WRITE-IN	0	
REPRESENTATIVE IN CONGRESS DIST 1		
Vote for not more than 1		
Jason Allen	17	15.18
Dan Benishek	75	66.96
Patrick Donlon	3	2.68
Linda Goldthorpe	3	2.68
Don Hooper	12	10.71
Tom Stillings	2	1.79
WRITE-IN	0	
STATE SENATOR 38TH DIST		
Vote for not more than 1		
Tom Casperson	98	83.76
Jeff Paulin	19	16.24
WRITE-IN	0	
STATE REPRESENTATIVE 108TH DIST		
Vote for not more than 1		
Mike Falcon	37	33.64
Gaylord M. Jones	2	1.82
Ed McBroom	53	48.18
Brady L. Nelson	9	8.18
Bruce Rosen	9	8.18
WRITE-IN	0	
COUNTY CLERK/REGISTER OF DEEDS		
Vote for not more than 1		
WRITE-IN	4	100.00
COUNTY ROAD COMMISSIONER		
Vote for not more than 1		
WRITE-IN	4	100.00
COUNTY COMMISSIONER 5TH DIST		
Vote for not more than 1		
Mark J. Jasper	85	100.00
WRITE-IN	0	

	VOTES	PERCENT
DELEGATE SPALDING TWP		
Vote for not more than 3		
John Anderson	66	32.67
David Leboeuf	74	36.63
Bob Mathias	62	30.69
WRITE-IN	0	

PRECINCT REPORT

MENOMINEE COUNTY, MICHIGAN
PRIMARY ELECTION
AUGUST 3, 2010
Democratic

RUN DATE:08/03/10 08:59 PM

0014 Spalding Township

	VOTES	PERCENT
GOVERNOR		
Vote for not more than 1		
Virg Bernero	22	51.16
Andy Dillon	21	48.84
WRITE-IN	0	
REPRESENTATIVE IN CONGRESS 1ST DIST		
Vote for not more than 1		
Gary McDowell	38	100.00
WRITE-IN	0	
STATE SENATOR 38TH DIST		
Vote for not more than 1		
Michael A. Lahti	43	100.00
WRITE-IN	0	
STATE REPRESENTATIVE 108TH DIST		
Vote for not more than 1		
Judy Nerat	41	100.00
WRITE-IN	0	
COUNTY CLERK/REGISTER OF DEEDS		
Vote for not more than 1		
Marc Kleiman	42	100.00
WRITE-IN	0	
COUNTY ROAD COMMISSIONER		
Vote for not more than 1		
Mary Maas	41	100.00
WRITE-IN	0	
COUNTY COMMISSIONER 5TH DIST		
Vote for not more than 1		
Nick R. Hanchek	38	100.00
WRITE-IN	0	
DELEGATE SPALDING TWP		
Vote for not more than 2		
WRITE-IN	0	

PRECINCT REPORT

MENOMINEE COUNTY, MICHIGAN
PRIMARY ELECTION
AUGUST 3, 2010
STATISTICS

RUN DATE:08/03/10 08:59 PM

0013 Nadeau Township

	VOTES	PERCENT
REGISTERED VOTERS - TOTAL	833	
BALLOTS CAST - TOTAL	122	
BALLOTS CAST - REPUBLICAN	105	86.07
BALLOTS CAST - DEMOCRATIC	13	10.66
BALLOTS CAST - NONPARTISAN	4	3.28
BALLOTS CAST - CROSSOVER	4	3.28
VOTER TURNOUT - TOTAL		14.65

PRECINCT REPORT

MENOMINEE COUNTY, MICHIGAN
PRIMARY ELECTION
AUGUST 3, 2010
Republican

RUN DATE:08/03/10 08:59 PM

0013 Nadeau Township

	VOTES	PERCENT
GOVERNOR		
Vote for not more than 1		
Mike Bouchard	13	14.29
Mike Cox	30	32.97
Tom George	4	4.40
Pete Hoekstra	30	32.97
Rick Snyder	14	15.38
WRITE-IN	0	
REPRESENTATIVE IN CONGRESS DIST 1		
Vote for not more than 1		
Jason Allen	13	14.44
Dan Benishek	58	64.44
Patrick Donlon	7	7.78
Linda Goldthorpe	4	4.44
Don Hooper	5	5.56
Tom Stillings	3	3.33
WRITE-IN	0	
STATE SENATOR 38TH DIST		
Vote for not more than 1		
Tom Casperson	100	96.15
Jeff Paulin	4	3.85
WRITE-IN	0	
STATE REPRESENTATIVE 108TH DIST		
Vote for not more than 1		
Mike Falcon	30	31.25
Gaylord M. Jones	0	
Ed McBroom	59	61.46
Brady L. Nelson	4	4.17
Bruce Rosen	3	3.13
WRITE-IN	0	
COUNTY CLERK/REGISTER OF DEEDS		
Vote for not more than 1		
WRITE-IN	2	100.00
COUNTY ROAD COMMISSIONER		
Vote for not more than 1		
WRITE-IN	1	100.00
COUNTY COMMISSIONER 4TH DIST		
Vote for not more than 1		
Sheila Burns	55	100.00
WRITE-IN	0	

	VOTES	PERCENT
DELEGATE NADEAU TWP		
Vote for not more than 2		
Lyle Gearhart	57	33.33
Ronald Jenkins	48	28.07
Joe Linder	66	38.60
WRITE-IN	0	

PRECINCT REPORT

MENOMINEE COUNTY, MICHIGAN
PRIMARY ELECTION
AUGUST 3, 2010
Democratic

RUN DATE:08/03/10 08:59 PM

0013 Nadeau Township

	VOTES	PERCENT
GOVERNOR		
Vote for not more than 1		
Virg Bernero	6	46.15
Andy Dillon	7	53.85
WRITE-IN	0	
REPRESENTATIVE IN CONGRESS 1ST DIST		
Vote for not more than 1		
Gary McDowell	10	100.00
WRITE-IN	0	
STATE SENATOR 38TH DIST		
Vote for not more than 1		
Michael A. Lahti	10	100.00
WRITE-IN	0	
STATE REPRESENTATIVE 108TH DIST		
Vote for not more than 1		
Judy Nerat	10	100.00
WRITE-IN	0	
COUNTY CLERK/REGISTER OF DEEDS		
Vote for not more than 1		
Marc Kleiman	12	100.00
WRITE-IN	0	
COUNTY ROAD COMMISSIONER		
Vote for not more than 1		
Mary Maas	12	100.00
WRITE-IN	0	
COUNTY COMMISSIONER 4TH DIST		
Vote for not more than 1		
WRITE-IN	0	
DELEGATE NADEAU TWP		
Vote for not more than 2		
WRITE-IN	2	100.00

PRECINCT REPORT

MENOMINEE COUNTY, MICHIGAN
PRIMARY ELECTION
AUGUST 3, 2010
STATISTICS

RUN DATE:08/03/10 08:59 PM

0012 Meyer Township

	VOTES	PERCENT
REGISTERED VOTERS - TOTAL	770	
BALLOTS CAST - TOTAL	134	
BALLOTS CAST - REPUBLICAN	95	70.90
BALLOTS CAST - DEMOCRATIC	39	29.10
BALLOTS CAST - NONPARTISAN	0	
BALLOTS CAST - CROSSOVER	0	
VOTER TURNOUT - TOTAL		17.40

PRECINCT REPORT

MENOMINEE COUNTY, MICHIGAN
PRIMARY ELECTION
AUGUST 3, 2010
Republican

RUN DATE:08/03/10 08:59 PM

0012 Meyer Township

	VOTES	PERCENT
GOVERNOR		
Vote for not more than 1		
Mike Bouchard	13	15.12
Mike Cox	36	41.86
Tom George	2	2.33
Pete Hoekstra	10	11.63
Rick Snyder	25	29.07
WRITE-IN	0	
REPRESENTATIVE IN CONGRESS DIST 1		
Vote for not more than 1		
Jason Allen	19	21.84
Dan Benishek	56	64.37
Patrick Donlon	1	1.15
Linda Goldthorpe	2	2.30
Don Hooper	7	8.05
Tom Stillings	2	2.30
WRITE-IN	0	
STATE SENATOR 38TH DIST		
Vote for not more than 1		
Tom Casperson	81	86.17
Jeff Paulin	13	13.83
WRITE-IN	0	
STATE REPRESENTATIVE 108TH DIST		
Vote for not more than 1		
Mike Falcon	17	19.32
Gaylord M. Jones	0	
Ed McBroom	47	53.41
Brady L. Nelson	7	7.95
Bruce Rosen	17	19.32
WRITE-IN	0	
COUNTY CLERK/REGISTER OF DEEDS		
Vote for not more than 1		
WRITE-IN	1	100.00
COUNTY ROAD COMMISSIONER		
Vote for not more than 1		
WRITE-IN	3	100.00
COUNTY COMMISSIONER 5TH DIST		
Vote for not more than 1		
Mark J. Jasper	74	100.00
WRITE-IN	0	

	VOTES	PERCENT
DELEGATE MEYER TWP		
Vote for not more than 2		
Patrick Dani	73	100.00
WRITE-IN	0	

PRECINCT REPORT

MENOMINEE COUNTY, MICHIGAN
PRIMARY ELECTION
AUGUST 3, 2010
Democratic

RUN DATE:08/03/10 08:59 PM

0012 Meyer Township

	VOTES	PERCENT
GOVERNOR		
Vote for not more than 1		
Virg Bernero	18	50.00
Andy Dillon	18	50.00
WRITE-IN	0	
REPRESENTATIVE IN CONGRESS 1ST DIST		
Vote for not more than 1		
Gary McDowell	30	100.00
WRITE-IN	0	
STATE SENATOR 38TH DIST		
Vote for not more than 1		
Michael A. Lahti	30	100.00
WRITE-IN	0	
STATE REPRESENTATIVE 108TH DIST		
Vote for not more than 1		
Judy Nerat	29	100.00
WRITE-IN	0	
COUNTY CLERK/REGISTER OF DEEDS		
Vote for not more than 1		
Marc Kleiman	28	100.00
WRITE-IN	0	
COUNTY ROAD COMMISSIONER		
Vote for not more than 1		
Mary Maas	26	100.00
WRITE-IN	0	
COUNTY COMMISSIONER 5TH DIST		
Vote for not more than 1		
Nick R. Hanchek	27	96.43
WRITE-IN	1	3.57
DELEGATE MEYER TWP		
Vote for not more than 2		
Raymond J. Charlier Sr.	28	53.85
Robert G. Smith	22	42.31
WRITE-IN	2	3.85

PRECINCT REPORT

MENOMINEE COUNTY, MICHIGAN
PRIMARY ELECTION
AUGUST 3, 2010

RUN DATE:08/03/10 08:59 PM

0012 Meyer Township

	VOTES	PERCENT
MEYER TWP MILLAGE		
Vote for not more than 1		
YES	90	75.63
NO.	29	24.37

PRECINCT REPORT

MENOMINEE COUNTY, MICHIGAN
PRIMARY ELECTION
AUGUST 3, 2010
STATISTICS

RUN DATE:08/03/10 08:59 PM

0011 Menominee Twp Pct 2

	VOTES	PERCENT
REGISTERED VOTERS - TOTAL	2209	
BALLOTS CAST - TOTAL	150	
BALLOTS CAST - REPUBLICAN	91	60.67
BALLOTS CAST - DEMOCRATIC	57	38.00
BALLOTS CAST - NONPARTISAN	2	1.33
BALLOTS CAST - CROSSOVER	2	1.33
VOTER TURNOUT - TOTAL		6.79

PRECINCT REPORT

MENOMINEE COUNTY, MICHIGAN
PRIMARY ELECTION
AUGUST 3, 2010
Republican

RUN DATE:08/03/10 08:59 PM

0011 Menominee Twp Pct 2

	VOTES	PERCENT
GOVERNOR		
Vote for not more than 1		
Mike Bouchard	12	13.79
Mike Cox	25	28.74
Tom George	3	3.45
Pete Hoekstra	35	40.23
Rick Snyder	11	12.64
WRITE-IN	1	1.15
REPRESENTATIVE IN CONGRESS DIST 1		
Vote for not more than 1		
Jason Allen	15	17.44
Dan Benishek	48	55.81
Patrick Donlon	4	4.65
Linda Goldthorpe	5	5.81
Don Hooper	8	9.30
Tom Stillings	5	5.81
WRITE-IN	1	1.16
STATE SENATOR 38TH DIST		
Vote for not more than 1		
Tom Casperson	73	82.02
Jeff Paulin	15	16.85
WRITE-IN	1	1.12
STATE REPRESENTATIVE 108TH DIST		
Vote for not more than 1		
Mike Falcon	49	55.06
Gaylord M. Jones	2	2.25
Ed McBroom	26	29.21
Brady L. Nelson	5	5.62
Bruce Rosen	7	7.87
WRITE-IN	0	
COUNTY CLERK/REGISTER OF DEEDS		
Vote for not more than 1		
WRITE-IN	4	100.00
COUNTY ROAD COMMISSIONER		
Vote for not more than 1		
WRITE-IN	8	100.00
COUNTY COMMISSIONER 3RD DIST		
Vote for not more than 1		
WRITE-IN	3	100.00

	VOTES	PERCENT
DELEGATE MENOMINEE TWP PCT 2		
Vote for not more than 4		
Steven Garry Anderson	35	22.01
Patrick J. Armbrust	44	27.67
Terry Lee Poquette	32	20.13
Daniel Rotter	43	27.04
WRITE-IN	5	3.14

PRECINCT REPORT

MENOMINEE COUNTY, MICHIGAN
PRIMARY ELECTION
AUGUST 3, 2010
Democratic

RUN DATE:08/03/10 08:59 PM

0011 Menominee Twp Pct 2

	VOTES	PERCENT
GOVERNOR		
Vote for not more than 1		
Virg Bernero	23	44.23
Andy Dillon	29	55.77
WRITE-IN	0	
REPRESENTATIVE IN CONGRESS 1ST DIST		
Vote for not more than 1		
Gary McDowell	43	100.00
WRITE-IN	0	
STATE SENATOR 38TH DIST		
Vote for not more than 1		
Michael A. Lahti	48	100.00
WRITE-IN	0	
STATE REPRESENTATIVE 108TH DIST		
Vote for not more than 1		
Judy Nerat	51	100.00
WRITE-IN	0	
COUNTY CLERK/REGISTER OF DEEDS		
Vote for not more than 1		
Marc Kleiman	49	100.00
WRITE-IN	0	
COUNTY ROAD COMMISSIONER		
Vote for not more than 1		
Mary Maas	43	100.00
WRITE-IN	0	
COUNTY COMMISSIONER 3RD DIST		
Vote for not more than 1		
Garry E. Anderson	32	96.97
WRITE-IN	1	3.03
DELEGATE MENOMINEE TWP PCT 2		
Vote for not more than 4		
Ruby Ivens	36	21.43
Gail Jerzyk	36	21.43
Bart Stupak	52	30.95
Laurie Stupak	44	26.19
WRITE-IN	0	

PRECINCT REPORT

MENOMINEE COUNTY, MICHIGAN
PRIMARY ELECTION
AUGUST 3, 2010
STATISTICS

RUN DATE:08/03/10 08:59 PM

0010 Menominee Twp Pct 1

	VOTES	PERCENT
REGISTERED VOTERS - TOTAL	898	
BALLOTS CAST - TOTAL	69	
BALLOTS CAST - REPUBLICAN	47	68.12
BALLOTS CAST - DEMOCRATIC	22	31.88
BALLOTS CAST - NONPARTISAN	0	
BALLOTS CAST - CROSSOVER	0	
VOTER TURNOUT - TOTAL		7.68

PRECINCT REPORT

MENOMINEE COUNTY, MICHIGAN
PRIMARY ELECTION
AUGUST 3, 2010
Republican

RUN DATE:08/03/10 08:59 PM

0010 Menominee Twp Pct 1

	VOTES	PERCENT
GOVERNOR		
Vote for not more than 1		
Mike Bouchard	6	13.04
Mike Cox	15	32.61
Tom George	0	
Pete Hoekstra	17	36.96
Rick Snyder	7	15.22
WRITE-IN	1	2.17
REPRESENTATIVE IN CONGRESS DIST 1		
Vote for not more than 1		
Jason Allen	3	6.82
Dan Benishek	32	72.73
Patrick Donlon	0	
Linda Goldthorpe	1	2.27
Don Hooper	2	4.55
Tom Stillings	5	11.36
WRITE-IN	1	2.27
STATE SENATOR 38TH DIST		
Vote for not more than 1		
Tom Casperson	40	85.11
Jeff Paulin	6	12.77
WRITE-IN	1	2.13
STATE REPRESENTATIVE 108TH DIST		
Vote for not more than 1		
Mike Falcon	33	76.74
Gaylord M. Jones	1	2.33
Ed McBroom	4	9.30
Brady L. Nelson	1	2.33
Bruce Rosen	3	6.98
WRITE-IN	1	2.33
COUNTY CLERK/REGISTER OF DEEDS		
Vote for not more than 1		
WRITE-IN	1	100.00
COUNTY ROAD COMMISSIONER		
Vote for not more than 1		
WRITE-IN	1	100.00
COUNTY COMMISSIONER 2ND DIST		
Vote for not more than 1		
James G. Furlong	39	95.12
WRITE-IN	2	4.88

	VOTES	PERCENT
DELEGATE MENOMINEE TWP PCT 1		
Vote for not more than 2		
WRITE-IN	4	100.00

PRECINCT REPORT

MENOMINEE COUNTY, MICHIGAN
PRIMARY ELECTION
AUGUST 3, 2010
Democratic

RUN DATE:08/03/10 08:59 PM

0010 Menominee Twp Pct 1

	VOTES	PERCENT
GOVERNOR		
Vote for not more than 1		
Virg Bernero	12	54.55
Andy Dillon	10	45.45
WRITE-IN	0	
REPRESENTATIVE IN CONGRESS 1ST DIST		
Vote for not more than 1		
Gary McDowell	17	100.00
WRITE-IN	0	
STATE SENATOR 38TH DIST		
Vote for not more than 1		
Michael A. Lahti	18	100.00
WRITE-IN	0	
STATE REPRESENTATIVE 108TH DIST		
Vote for not more than 1		
Judy Nerat	21	100.00
WRITE-IN	0	
COUNTY CLERK/REGISTER OF DEEDS		
Vote for not more than 1		
Marc Kleiman	20	100.00
WRITE-IN	0	
COUNTY ROAD COMMISSIONER		
Vote for not more than 1		
Mary Maas	15	88.24
WRITE-IN	2	11.76
COUNTY COMMISSIONER 2ND DIST		
Vote for not more than 1		
WRITE-IN	0	
DELEGATE MENOMINEE TWP PCT 1		
Vote for not more than 2		
WRITE-IN	0	

PRECINCT REPORT

MENOMINEE COUNTY, MICHIGAN
PRIMARY ELECTION
AUGUST 3, 2010
STATISTICS

RUN DATE:08/03/10 08:59 PM

0009 Mellen Township

	VOTES	PERCENT
REGISTERED VOTERS - TOTAL	857	
BALLOTS CAST - TOTAL	91	
BALLOTS CAST - REPUBLICAN	61	67.03
BALLOTS CAST - DEMOCRATIC	28	30.77
BALLOTS CAST - NONPARTISAN	2	2.20
BALLOTS CAST - CROSSOVER	2	2.20
VOTER TURNOUT - TOTAL		10.62

PRECINCT REPORT

RUN DATE:08/03/10 08:59 PM

MENOMINEE COUNTY, MICHIGAN
PRIMARY ELECTION
AUGUST 3, 2010
Republican

0009 Mellen Township

	VOTES	PERCENT
GOVERNOR		
Vote for not more than 1		
Mike Bouchard	9	15.79
Mike Cox	17	29.82
Tom George	2	3.51
Pete Hoekstra	19	33.33
Rick Snyder	10	17.54
WRITE-IN	0	
REPRESENTATIVE IN CONGRESS DIST 1		
Vote for not more than 1		
Jason Allen	15	26.79
Dan Benishek	21	37.50
Patrick Donlon	2	3.57
Linda Goldthorpe	4	7.14
Don Hooper	12	21.43
Tom Stillings	2	3.57
WRITE-IN	0	
STATE SENATOR 38TH DIST		
Vote for not more than 1		
Tom Casperson	52	88.14
Jeff Paulin	7	11.86
WRITE-IN	0	
STATE REPRESENTATIVE 108TH DIST		
Vote for not more than 1		
Mike Falcon	23	40.35
Gaylord M. Jones	1	1.75
Ed McBroom	24	42.11
Brady L. Nelson	6	10.53
Bruce Rosen	3	5.26
WRITE-IN	0	
COUNTY CLERK/REGISTER OF DEEDS		
Vote for not more than 1		
WRITE-IN	1	100.00
COUNTY ROAD COMMISSIONER		
Vote for not more than 1		
WRITE-IN	2	100.00
COUNTY COMMISSIONER 3RD DIST		
Vote for not more than 1		
WRITE-IN	0	

	VOTES	PERCENT
DELEGATE MELLEN TWP		
Vote for not more than 2		
Roger A. Freis	45	52.33
Daniel J. Menacher	16	18.60
Bonnie Philipps	25	29.07
WRITE-IN	0	

PRECINCT REPORT

MENOMINEE COUNTY, MICHIGAN
PRIMARY ELECTION
AUGUST 3, 2010
Democratic

RUN DATE:08/03/10 08:59 PM

0009 Mellen Township

	VOTES	PERCENT
GOVERNOR		
Vote for not more than 1		
Virg Bernero	17	60.71
Andy Dillon	11	39.29
WRITE-IN	0	
REPRESENTATIVE IN CONGRESS 1ST DIST		
Vote for not more than 1		
Gary McDowell	20	100.00
WRITE-IN	0	
STATE SENATOR 38TH DIST		
Vote for not more than 1		
Michael A. Lahti	22	100.00
WRITE-IN	0	
STATE REPRESENTATIVE 108TH DIST		
Vote for not more than 1		
Judy Nerat	22	95.65
WRITE-IN	1	4.35
COUNTY CLERK/REGISTER OF DEEDS		
Vote for not more than 1		
Marc Kleiman	23	100.00
WRITE-IN	0	
COUNTY ROAD COMMISSIONER		
Vote for not more than 1		
Mary Maas	17	100.00
WRITE-IN	0	
COUNTY COMMISSIONER 3RD DIST		
Vote for not more than 1		
Garry R. Anderson	16	100.00
WRITE-IN	0	
DELEGATE MELLEN TWP		
Vote for not more than 2		
James Tharp	20	100.00
WRITE-IN	0	

PRECINCT REPORT

RUN DATE:08/03/10 08:59 PM

MENOMINEE COUNTY, MICHIGAN
PRIMARY ELECTION
AUGUST 3, 2010
STATISTICS

0008 Lake Township

	VOTES	PERCENT
REGISTERED VOTERS - TOTAL	465	
BALLOTS CAST - TOTAL	66	
BALLOTS CAST - REPUBLICAN	55	83.33
BALLOTS CAST - DEMOCRATIC	10	15.15
BALLOTS CAST - NONPARTISAN	1	1.52
BALLOTS CAST - CROSSOVER	1	1.52
VOTER TURNOUT - TOTAL		14.19

PRECINCT REPORT

MENOMINEE COUNTY, MICHIGAN
PRIMARY ELECTION
AUGUST 3, 2010
Republican

RUN DATE:08/03/10 08:59 PM

0008 Lake Township

	VOTES	PERCENT
GOVERNOR		
Vote for not more than 1		
Mike Bouchard	12	24.00
Mike Cox	11	22.00
Tom George	3	6.00
Pete Hoekstra	15	30.00
Rick Snyder	9	18.00
WRITE-IN	0	
REPRESENTATIVE IN CONGRESS DIST 1		
Vote for not more than 1		
Jason Allen	13	25.49
Dan Benishek	25	49.02
Patrick Donlon	2	3.92
Linda Goldthorpe	3	5.88
Don Hooper	5	9.80
Tom Stillings	3	5.88
WRITE-IN	0	
STATE SENATOR 38TH DIST		
Vote for not more than 1		
Tom Casperson	45	86.54
Jeff Paulin	7	13.46
WRITE-IN	0	
STATE REPRESENTATIVE 108TH DIST		
Vote for not more than 1		
Mike Falcon	10	19.61
Gaylord M. Jones	3	5.88
Ed McBroom	33	64.71
Brady L. Nelson	2	3.92
Bruce Rosen	3	5.88
WRITE-IN	0	
COUNTY CLERK/REGISTER OF DEEDS		
Vote for not more than 1		
WRITE-IN	2	100.00
COUNTY ROAD COMMISSIONER		
Vote for not more than 1		
WRITE-IN	2	100.00
COUNTY COMMISSIONER 4TH DIST		
Vote for not more than 1		
Sheila Burns	24	96.00
WRITE-IN	1	4.00

	VOTES	PERCENT
DELEGATE LAKE TWP		
Vote for not more than 2		
WRITE-IN	26	100.00

PRECINCT REPORT

MENOMINEE COUNTY, MICHIGAN
PRIMARY ELECTION
AUGUST 3, 2010
Democratic

RUN DATE:08/03/10 08:59 PM

0008 Lake Township

	VOTES	PERCENT
GOVERNOR		
Vote for not more than 1		
Virg Bernero	2	22.22
Andy Dillon	7	77.78
WRITE-IN	0	
REPRESENTATIVE IN CONGRESS 1ST DIST		
Vote for not more than 1		
Gary McDowell	7	100.00
WRITE-IN	0	
STATE SENATOR 38TH DIST		
Vote for not more than 1		
Michael A. Lahti	7	100.00
WRITE-IN	0	
STATE REPRESENTATIVE 108TH DIST		
Vote for not more than 1		
Judy Nerat	8	100.00
WRITE-IN	0	
COUNTY CLERK/REGISTER OF DEEDS		
Vote for not more than 1		
Marc Kleiman	6	100.00
WRITE-IN	0	
COUNTY ROAD COMMISSIONER		
Vote for not more than 1		
Mary Maas	4	100.00
WRITE-IN	0	
COUNTY COMMISSIONER 4TH DIST		
Vote for not more than 1		
WRITE-IN	0	
DELEGATE LAKE TWP		
Vote for not more than 2		
WRITE-IN	0	

PRECINCT REPORT

MENOMINEE COUNTY, MICHIGAN
PRIMARY ELECTION
AUGUST 3, 2010
STATISTICS

RUN DATE:08/03/10 08:59 PM

0007 Ingallston Township

	VOTES	PERCENT
REGISTERED VOTERS - TOTAL	825	
BALLOTS CAST - TOTAL	92	
BALLOTS CAST - REPUBLICAN	70	76.09
BALLOTS CAST - DEMOCRATIC	21	22.83
BALLOTS CAST - NONPARTISAN	1	1.09
BALLOTS CAST - CROSSOVER	1	1.09
VOTER TURNOUT - TOTAL		11.15

PRECINCT REPORT

MENOMINEE COUNTY, MICHIGAN
PRIMARY ELECTION
AUGUST 3, 2010
Republican

RUN DATE:08/03/10 08:59 PM

0007 Ingallston Township

	VOTES	PERCENT
GOVERNOR		
Vote for not more than 1		
Mike Bouchard	10	14.29
Mike Cox	22	31.43
Tom George	1	1.43
Pete Hoekstra	35	50.00
Rick Snyder	2	2.86
WRITE-IN	0	
REPRESENTATIVE IN CONGRESS DIST 1		
Vote for not more than 1		
Jason Allen	16	23.88
Dan Benishek	43	64.18
Patrick Donlon	2	2.99
Linda Goldthorpe	2	2.99
Don Hooper	3	4.48
Tom Stillings	1	1.49
WRITE-IN	0	
STATE SENATOR 38TH DIST		
Vote for not more than 1		
Tom Casperson	64	92.75
Jeff Paulin	5	7.25
WRITE-IN	0	
STATE REPRESENTATIVE 108TH DIST		
Vote for not more than 1		
Mike Falcon	32	52.46
Gaylord M. Jones	0	
Ed McBroom	24	39.34
Brady L. Nelson	3	4.92
Bruce Rosen	2	3.28
WRITE-IN	0	
COUNTY CLERK/REGISTER OF DEEDS		
Vote for not more than 1		
WRITE-IN	2	100.00
COUNTY ROAD COMMISSIONER		
Vote for not more than 1		
WRITE-IN	2	100.00
COUNTY COMMISSIONER 3RD DIST		
Vote for not more than 1		
WRITE-IN	2	100.00

	VOTES	PERCENT
DELEGATE INGALLSTON TWP		
Vote for not more than 2		
Robert C. Burie	48	90.57
WRITE-IN	5	9.43

PRECINCT REPORT

MENOMINEE COUNTY, MICHIGAN
PRIMARY ELECTION
AUGUST 3, 2010
Democratic

RUN DATE:08/03/10 08:59 PM

0007 Ingallston Township

	VOTES	PERCENT
GOVERNOR		
Vote for not more than 1		
Virg Bernero	10	50.00
Andy Dillon	10	50.00
WRITE-IN	0	
REPRESENTATIVE IN CONGRESS 1ST DIST		
Vote for not more than 1		
Gary McDowell	17	100.00
WRITE-IN	0	
STATE SENATOR 38TH DIST		
Vote for not more than 1		
Michael A. Lahti	17	100.00
WRITE-IN	0	
STATE REPRESENTATIVE 108TH DIST		
Vote for not more than 1		
Judy Nerat	18	100.00
WRITE-IN	0	
COUNTY CLERK/REGISTER OF DEEDS		
Vote for not more than 1		
Marc Kleiman	17	100.00
WRITE-IN	0	
COUNTY ROAD COMMISSIONER		
Vote for not more than 1		
Mary Maas	11	91.67
WRITE-IN	1	8.33
COUNTY COMMISSIONER 3RD DIST		
Vote for not more than 1		
Garry E. Anderson	8	88.89
WRITE-IN	1	11.11
DELEGATE INGALLSTON TWP		
Vote for not more than 2		
Charlene Kmiecik	14	45.16
Thomas Kmiecik	17	54.84
WRITE-IN	0	

PRECINCT REPORT

MENOMINEE COUNTY, MICHIGAN
PRIMARY ELECTION
AUGUST 3, 2010
STATISTICS

RUN DATE:08/03/10 08:59 PM

0006 Holmes Township

	VOTES	PERCENT
REGISTERED VOTERS - TOTAL	248	
BALLOTS CAST - TOTAL	65	
BALLOTS CAST - REPUBLICAN	52	80.00
BALLOTS CAST - DEMOCRATIC	11	16.92
BALLOTS CAST - NONPARTISAN	2	3.08
BALLOTS CAST - CROSSOVER	2	3.08
VOTER TURNOUT - TOTAL		26.21

PRECINCT REPORT

MENOMINEE COUNTY, MICHIGAN
PRIMARY ELECTION
AUGUST 3, 2010
Republican

RUN DATE:08/03/10 08:59 PM

0006 Holmes Township

	VOTES	PERCENT
GOVERNOR		
Vote for not more than 1		
Mike Bouchard	9	20.45
Mike Cox	12	27.27
Tom George	3	6.82
Pete Hoekstra	15	34.09
Rick Snyder	5	11.36
WRITE-IN	0	
REPRESENTATIVE IN CONGRESS DIST 1		
Vote for not more than 1		
Jason Allen	13	30.23
Dan Benishek	18	41.86
Patrick Donlon	0	
Linda Goldthorpe	5	11.63
Don Hooper	4	9.30
Tom Stillings	3	6.98
WRITE-IN	0	
STATE SENATOR 38TH DIST		
Vote for not more than 1		
Tom Casperson	36	73.47
Jeff Paulin	13	26.53
WRITE-IN	0	
STATE REPRESENTATIVE 108TH DIST		
Vote for not more than 1		
Mike Falcon	12	26.67
Gaylord M. Jones	3	6.67
Ed McBroom	21	46.67
Brady L. Nelson	7	15.56
Bruce Rosen	2	4.44
WRITE-IN	0	
COUNTY CLERK/REGISTER OF DEEDS		
Vote for not more than 1		
WRITE-IN	2	100.00
COUNTY ROAD COMMISSIONER		
Vote for not more than 1		
WRITE-IN	2	100.00
COUNTY COMMISSIONER 4TH DIST		
Vote for not more than 1		
Sheila Burns	35	100.00
WRITE-IN	0	

	VOTES	PERCENT
HOLMES TWP SUPERVISOR		
Vote for not more than 1		
Raymond J. Guard	49	100.00
WRITE-IN	0	
DELEGATE HOLMES TWP		
Vote for not more than 2		
WRITE-IN	1	100.00

PRECINCT REPORT

MENOMINEE COUNTY, MICHIGAN
PRIMARY ELECTION
AUGUST 3, 2010
Democratic

RUN DATE:08/03/10 08:59 PM

0006 Holmes Township

	VOTES	PERCENT
GOVERNOR		
Vote for not more than 1		
Virg Bernero	2	22.22
Andy Dillon	7	77.78
WRITE-IN	0	
REPRESENTATIVE IN CONGRESS 1ST DIST		
Vote for not more than 1		
Gary McDowell	9	100.00
WRITE-IN	0	
STATE SENATOR 38TH DIST		
Vote for not more than 1		
Michael A. Lahti	9	100.00
WRITE-IN	0	
STATE REPRESENTATIVE 108TH DIST		
Vote for not more than 1		
Judy Nerat	8	100.00
WRITE-IN	0	
COUNTY CLERK/REGISTER OF DEEDS		
Vote for not more than 1		
Marc Kleiman	9	100.00
WRITE-IN	0	
COUNTY ROAD COMMISSIONER		
Vote for not more than 1		
Mary Maas	8	100.00
WRITE-IN	0	
COUNTY COMMISSIONER 4TH DIST		
Vote for not more than 1		
WRITE-IN	2	100.00
HOLMES TWP SUPERVISOR		
Vote for not more than 1		
John S. Palzewicz	9	100.00
WRITE-IN	0	
DELEGATE HOLMES TWP		
Vote for not more than 1		
WRITE-IN	1	100.00

PRECINCT REPORT

MENOMINEE COUNTY, MICHIGAN
PRIMARY ELECTION
AUGUST 3, 2010
STATISTICS

RUN DATE:08/03/10 08:59 PM

0005 Harris Township

	VOTES	PERCENT
REGISTERED VOTERS - TOTAL	1439	
BALLOTS CAST - TOTAL	233	
BALLOTS CAST - REPUBLICAN	150	64.38
BALLOTS CAST - DEMOCRATIC	77	33.05
BALLOTS CAST - NONPARTISAN	6	2.58
BALLOTS CAST - CROSSOVER	6	2.58
VOTER TURNOUT - TOTAL		16.19

PRECINCT REPORT

MENOMINEE COUNTY, MICHIGAN
PRIMARY ELECTION
AUGUST 3, 2010
Republican

RUN DATE:08/03/10 08:59 PM

0005 Harris Township

	VOTES	PERCENT
GOVERNOR		
Vote for not more than 1		
Mike Bouchard	26	18.84
Mike Cox	61	44.20
Tom George	5	3.62
Pete Hoekstra	36	26.09
Rick Snyder	10	7.25
WRITE-IN	0	
REPRESENTATIVE IN CONGRESS DIST 1		
Vote for not more than 1		
Jason Allen	25	18.25
Dan Benishek	76	55.47
Patrick Donlon	4	2.92
Linda Goldthorpe	4	2.92
Don Hooper	19	13.87
Tom Stillings	9	6.57
WRITE-IN	0	
STATE SENATOR 38TH DIST		
Vote for not more than 1		
Tom Casperson	139	93.92
Jeff Paulin	9	6.08
WRITE-IN	0	
STATE REPRESENTATIVE 108TH DIST		
Vote for not more than 1		
Mike Falcon	63	46.32
Gaylord M. Jones	1	.74
Rd McBroom	55	40.44
Brady L. Nelson	11	8.09
Bruce Rosen	6	4.41
WRITE-IN	0	
COUNTY CLERK/REGISTER OF DEEDS		
Vote for not more than 1		
WRITE-IN	6	100.00
COUNTY ROAD COMMISSIONER		
Vote for not more than 1		
WRITE-IN	5	100.00
COUNTY COMMISSIONER 5TH DIST		
Vote for not more than 1		
Mark J. Jasper	112	99.12
WRITE-IN	1	.88

	VOTES	PERCENT
HARRIS TWP TREASURER		
Vote for not more than 1		
WRITE-IN	4	100.00
DELEGATE HARRIS TWP		
Vote for not more than 3		
WRITE-IN	9	100.00

PRECINCT REPORT

MENOMINEE COUNTY, MICHIGAN
PRIMARY ELECTION
AUGUST 3, 2010
Democratic

RUN DATE:08/03/10 08:59 PM

0005 Harris Township

	VOTES	PERCENT
GOVERNOR		
Vote for not more than 1		
Virg Bernero	29	38.67
Andy Dillon	46	61.33
WRITE-IN	0	
REPRESENTATIVE IN CONGRESS 1ST DIST		
Vote for not more than 1		
Gary McDowell	69	100.00
WRITE-IN	0	
STATE SENATOR 38TH DIST		
Vote for not more than 1		
Michael A. Lahti	69	100.00
WRITE-IN	0	
STATE REPRESENTATIVE 108TH DIST		
Vote for not more than 1		
Judy Nerat	71	100.00
WRITE-IN	0	
COUNTY CLERK/REGISTER OF DEEDS		
Vote for not more than 1		
Marc Kleiman	71	100.00
WRITE-IN	0	
COUNTY ROAD COMMISSIONER		
Vote for not more than 1		
Mary Maas	60	100.00
WRITE-IN	0	
COUNTY COMMISSIONER 5TH DIST		
Vote for not more than 1		
Nick R. Hanchek	61	95.31
WRITE-IN	3	4.69
HARRIS TWP TREASURER		
Vote for not more than 1		
Doreen M. Bower	69	97.18
WRITE-IN	2	2.82
DELEGATE HARRIS TWP		
Vote for not more than 3		
WRITE-IN	4	100.00

PRECINCT REPORT

MENOMINEE COUNTY, MICHIGAN
PRIMARY ELECTION
AUGUST 3, 2010

RUN DATE:08/03/10 08:59 PM

0005 Harris Township

	VOTES	PERCENT
HARRIS TWP MILLAGE		
Vote for not more than 1		
YES	106	57.61
NO.	78	42.39

PRECINCT REPORT

MENOMINEE COUNTY, MICHIGAN
PRIMARY ELECTION
AUGUST 3, 2010
STATISTICS

RUN DATE:08/03/10 08:59 PM

0004 Gourley Township

	VOTES	PERCENT
REGISTERED VOTERS - TOTAL	306	
BALLOTS CAST - TOTAL	37	
BALLOTS CAST - REPUBLICAN	32	86.49
BALLOTS CAST - DEMOCRATIC	5	13.51
BALLOTS CAST - NONPARTISAN	0	
BALLOTS CAST - CROSSOVER	0	
VOTER TURNOUT - TOTAL		12.09

PRECINCT REPORT

MENOMINEE COUNTY, MICHIGAN
PRIMARY ELECTION
AUGUST 3, 2010
Republican

RUN DATE:08/03/10 08:59 PM

0004 Gourley Township

	VOTES	PERCENT
GOVERNOR		
Vote for not more than 1		
Mike Bouchard	8	28.57
Mike Cox	12	42.86
Tom George	3	10.71
Pete Hoekstra	3	10.71
Rick Snyder	2	7.14
WRITE-IN	0	
REPRESENTATIVE IN CONGRESS DIST 1		
Vote for not more than 1		
Jason Allen	4	14.81
Dan Benishek	12	44.44
Patrick Donlon	3	11.11
Linda Goldthorpe	1	3.70
Don Hooper	6	22.22
Tom Stillings	1	3.70
WRITE-IN	0	
STATE SENATOR 38TH DIST		
Vote for not more than 1		
Tom Casperson	26	81.25
Jeff Paulin	5	15.63
WRITE-IN	1	3.13
STATE REPRESENTATIVE 108TH DIST		
Vote for not more than 1		
Mike Falcon	12	40.00
Gaylord M. Jones	0	
Ed McBroom	12	40.00
Brady L. Nelson	5	16.67
Bruce Rosen	1	3.33
WRITE-IN	0	
COUNTY CLERK/REGISTER OF DEEDS		
Vote for not more than 1		
WRITE-IN	3	100.00
COUNTY ROAD COMMISSIONER		
Vote for not more than 1		
WRITE-IN	3	100.00
COUNTY COMMISSIONER 5TH DIST		
Vote for not more than 1		
Mark J. Jasper	29	100.00
WRITE-IN	0	

	VOTES	PERCENT
DELEGATE GOURLEY TWP		
Vote for not more than 2		
WRITE-IN	1	100.00

PRECINCT REPORT

MENOMINEE COUNTY, MICHIGAN
PRIMARY ELECTION
AUGUST 3, 2010
Democratic

RUN DATE:08/03/10 08:59 PM

0004 Gourley Township

	VOTES	PERCENT
GOVERNOR		
Vote for not more than 1		
Virg Bernero	1	20.00
Andy Dillon	4	80.00
WRITE-IN	0	
REPRESENTATIVE IN CONGRESS 1ST DIST		
Vote for not more than 1		
Gary McDowell	4	100.00
WRITE-IN	0	
STATE SENATOR 38TH DIST		
Vote for not more than 1		
Michael A. Lahti	4	100.00
WRITE-IN	0	
STATE REPRESENTATIVE 108TH DIST		
Vote for not more than 1		
Judy Nerat	4	100.00
WRITE-IN	0	
COUNTY CLERK/REGISTER OF DEEDS		
Vote for not more than 1		
Marc Kleiman	5	100.00
WRITE-IN	0	
COUNTY ROAD COMMISSIONER		
Vote for not more than 1		
Mary Maas	4	100.00
WRITE-IN	0	
COUNTY COMMISSIONER 5TH DIST		
Vote for not more than 1		
Nick R. Hanchek	5	100.00
WRITE-IN	0	
DELEGATE GOURLEY TWP		
Vote for not more than 1		
WRITE-IN	2	100.00

PRECINCT REPORT

MENOMINEE COUNTY, MICHIGAN
PRIMARY ELECTION
AUGUST 3, 2010
STATISTICS

RUN DATE:08/03/10 08:59 PM

0003 Faithorn Township

	VOTES	PERCENT
REGISTERED VOTERS - TOTAL	185	
BALLOTS CAST - TOTAL	44	
BALLOTS CAST - REPUBLICAN	36	81.82
BALLOTS CAST - DEMOCRATIC	8	18.18
BALLOTS CAST - NONPARTISAN	0	
BALLOTS CAST - CROSSOVER	0	
VOTER TURNOUT - TOTAL		23.78

PRECINCT REPORT

MENOMINEE COUNTY, MICHIGAN
PRIMARY ELECTION
AUGUST 3, 2010
Republican

RUN DATE:08/03/10 08:59 PM

0003 Faithorn Township

	VOTES	PERCENT
GOVERNOR		
Vote for not more than 1		
Mike Bouchard	5	15.63
Mike Cox	7	21.88
Tom George	1	3.13
Pete Hoekstra	11	34.38
Rick Snyder	8	25.00
WRITE-IN	0	
REPRESENTATIVE IN CONGRESS DIST 1		
Vote for not more than 1		
Jason Allen	5	14.29
Dan Benishek	27	77.14
Patrick Donlon	1	2.86
Linda Goldthorpe	0	
Don Hooper	2	5.71
Tom Stillings	0	
WRITE-IN	0	
STATE SENATOR 38TH DIST		
Vote for not more than 1		
Tom Casperson	33	94.29
Jeff Paulin	2	5.71
WRITE-IN	0	
STATE REPRESENTATIVE 108TH DIST		
Vote for not more than 1		
Mike Falcon	2	5.88
Gaylord M. Jones	0	
Ed McBroom	26	76.47
Brady L. Nelson	1	2.94
Bruce Rosen	5	14.71
WRITE-IN	0	
COUNTY CLERK/REGISTER OF DEEDS		
Vote for not more than 1		
WRITE-IN	3	100.00
COUNTY ROAD COMMISSIONER		
Vote for not more than 1		
WRITE-IN	2	100.00
COUNTY COMMISSIONER 4TH DIST		
Vote for not more than 1		
Sheila Burns	21	100.00
WRITE-IN	0	

	VOTES	PERCENT
DELEGATE FAITHORN TWP		
Vote for not more than 2		
WRITE-IN	4	100.00

PRECINCT REPORT

MENOMINEE COUNTY, MICHIGAN
PRIMARY ELECTION
AUGUST 3, 2010
Democratic

RUN DATE:08/03/10 08:59 PM

0003 Faithorn Township

	VOTES	PERCENT
GOVERNOR		
Vote for not more than 1		
Virg Bernero	2	25.00
Andy Dillon	6	75.00
WRITE-IN	0	
REPRESENTATIVE IN CONGRESS 1ST DIST		
Vote for not more than 1		
Gary McDowell	8	100.00
WRITE-IN	0	
STATE SENATOR 38TH DIST		
Vote for not more than 1		
Michael A. Lahti	8	100.00
WRITE-IN	0	
STATE REPRESENTATIVE 108TH DIST		
Vote for not more than 1		
Judy Nerat	7	100.00
WRITE-IN	0	
COUNTY CLERK/REGISTER OF DEEDS		
Vote for not more than 1		
Marc Kleiman	7	100.00
WRITE-IN	0	
COUNTY ROAD COMMISSIONER		
Vote for not more than 1		
Mary Maas	7	100.00
WRITE-IN	0	
COUNTY COMMISSIONER 4TH DIST		
Vote for not more than 1		
WRITE-IN	0	
DELEGATE FAITHORN TWP		
Vote for not more than 1		
WRITE-IN	0	

PRECINCT REPORT

MENOMINEE COUNTY, MICHIGAN
PRIMARY ELECTION
AUGUST 3, 2010
STATISTICS

RUN DATE:08/03/10 08:59 PM

0002 Daggett Township

	VOTES	PERCENT
REGISTERED VOTERS - TOTAL	502	
BALLOTS CAST - TOTAL	86	
BALLOTS CAST - REPUBLICAN	63	73.26
BALLOTS CAST - DEMOCRATIC	23	26.74
BALLOTS CAST - NONPARTISAN	0	
BALLOTS CAST - CROSSOVER	0	
VOTER TURNOUT - TOTAL		17.13

PRECINCT REPORT

MENOMINEE COUNTY, MICHIGAN
PRIMARY ELECTION
AUGUST 3, 2010
Republican

RUN DATE:08/03/10 08:59 PM

0002 Daggett Township

	VOTES	PERCENT
GOVERNOR		
Vote for not more than 1		
Mike Bouchard	5	8.93
Mike Cox	19	33.93
Tom George	6	10.71
Pete Hoekstra	18	32.14
Rick Snyder	8	14.29
WRITE-IN	0	
REPRESENTATIVE IN CONGRESS DIST 1		
Vote for not more than 1		
Jason Allen	11	19.64
Dan Benishek	29	51.79
Patrick Donlon	1	1.79
Linda Goldthorpe	2	3.57
Don Hooper	7	12.50
Tom Stillings	4	7.14
WRITE-IN	2	3.57
STATE SENATOR 38TH DIST		
Vote for not more than 1		
Tom Casperson	56	90.32
Jeff Paulin	6	9.68
WRITE-IN	0	
STATE REPRESENTATIVE 108TH DIST		
Vote for not more than 1		
Mike Falcon	15	26.32
Gaylord M. Jones	5	8.77
Ed McBroom	31	54.39
Brady L. Nelson	0	
Bruce Rosen	6	10.53
WRITE-IN	0	
COUNTY CLERK/REGISTER OF DEEDS		
Vote for not more than 1		
WRITE-IN	4	100.00
COUNTY ROAD COMMISSIONER		
Vote for not more than 1		
WRITE-IN	7	100.00
COUNTY COMMISSIONER 4TH DIST		
Vote for not more than 1		
Sheila Burns	36	97.30
WRITE-IN	1	2.70

	VOTES	PERCENT
DELEGATE DAGGETT TWP		
Vote for not more than 2		
Edith Vincent	55	50.93
Keith Vincent	51	47.22
WRITE-IN	2	1.85

PRECINCT REPORT

MENOMINEE COUNTY, MICHIGAN
PRIMARY ELECTION
AUGUST 3, 2010
Democratic

RUN DATE:08/03/10 08:59 PM

0002 Daggett Township

	VOTES	PERCENT
GOVERNOR		
Vote for not more than 1		
Virg Bernero	13	56.52
Andy Dillon	10	43.48
WRITE-IN	0	
REPRESENTATIVE IN CONGRESS 1ST DIST		
Vote for not more than 1		
Gary McDowell	23	100.00
WRITE-IN	0	
STATE SENATOR 38TH DIST		
Vote for not more than 1		
Michael A. Lahti	23	100.00
WRITE-IN	0	
STATE REPRESENTATIVE 108TH DIST		
Vote for not more than 1		
Judy Nerat	23	100.00
WRITE-IN	0	
COUNTY CLERK/REGISTER OF DEEDS		
Vote for not more than 1		
Marc Kleiman	23	100.00
WRITE-IN	0	
COUNTY ROAD COMMISSIONER		
Vote for not more than 1		
Mary Maas	15	88.24
WRITE-IN	2	11.76
COUNTY COMMISSIONER 4TH DIST		
Vote for not more than 1		
WRITE-IN	1	100.00
DELEGATE DAGGETT TWP		
Vote for not more than 2		
Michael P. Lyons	21	95.45
WRITE-IN	1	4.55

PRECINCT REPORT

MENOMINEE COUNTY, MICHIGAN
PRIMARY ELECTION
AUGUST 3, 2010
STATISTICS

RUN DATE:08/03/10 08:59 PM

0001 Cedarville Township

	VOTES	PERCENT
REGISTERED VOTERS - TOTAL	212	
BALLOTS CAST - TOTAL	37	
BALLOTS CAST - REPUBLICAN	32	86.49
BALLOTS CAST - DEMOCRATIC	5	13.51
BALLOTS CAST - NONPARTISAN	0	
BALLOTS CAST - CROSSOVER	0	
VOTER TURNOUT - TOTAL		17.45

PRECINCT REPORT

MENOMINEE COUNTY, MICHIGAN
PRIMARY ELECTION
AUGUST 3, 2010
Republican

RUN DATE:08/03/10 08:59 PM

0001 Cedarville Township

	VOTES	PERCENT
GOVERNOR		
Vote for not more than 1		
Mike Bouchard	8	26.67
Mike Cox	8	26.67
Tom George	0	
Pete Hoekstra	9	30.00
Rick Snyder	5	16.67
WRITE-IN	0	
REPRESENTATIVE IN CONGRESS DIST 1		
Vote for not more than 1		
Jason Allen	10	32.26
Dan Benishek	15	48.39
Patrick Donlon	2	6.45
Linda Goldthorpe	1	3.23
Don Hooper	3	9.68
Tom Stillings	0	
WRITE-IN	0	
STATE SENATOR 38TH DIST		
Vote for not more than 1		
Tom Casperson	26	81.25
Jeff Paulin	6	18.75
WRITE-IN	0	
STATE REPRESENTATIVE 108TH DIST		
Vote for not more than 1		
Mike Falcon	18	64.29
Gaylord M. Jones	1	3.57
Ed McBroom	4	14.29
Brady L. Nelson	1	3.57
Bruce Rosen	4	14.29
WRITE-IN	0	
COUNTY CLERK/REGISTER OF DEEDS		
Vote for not more than 1		
WRITE-IN	0	
COUNTY ROAD COMMISSIONER		
Vote for not more than 1		
WRITE-IN	0	
COUNTY COMMISSIONER 4TH DIST		
Vote for not more than 1		
Sheila Burns	16	100.00
WRITE-IN	0	

	VOTES	PERCENT
DELEGATE CEDARVILLE TWP		
Vote for not more than 2		
John C. Kakuk Sr.	23	100.00
WRITE-IN	0	

PRECINCT REPORT

MENOMINEE COUNTY, MICHIGAN
PRIMARY ELECTION
AUGUST 3, 2010
Democratic

RUN DATE:08/03/10 08:59 PM

0001 Cedarville Township

	VOTES	PERCENT
GOVERNOR		
Vote for not more than 1		
Virg Bernero	1	20.00
Andy Dillon	4	80.00
WRITE-IN	0	
REPRESENTATIVE IN CONGRESS 1ST DIST		
Vote for not more than 1		
Gary McDowell	4	100.00
WRITE-IN	0	
STATE SENATOR 38TH DIST		
Vote for not more than 1		
Michael A. Lahti	4	100.00
WRITE-IN	0	
STATE REPRESENTATIVE 108TH DIST		
Vote for not more than 1		
Judy Nerat	4	100.00
WRITE-IN	0	
COUNTY CLERK/REGISTER OF DEEDS		
Vote for not more than 1		
Marc Kleiman	3	100.00
WRITE-IN	0	
COUNTY ROAD COMMISSIONER		
Vote for not more than 1		
Mary Maas	2	66.67
WRITE-IN	1	33.33
COUNTY COMMISSIONER 4TH DIST		
Vote for not more than 1		
WRITE-IN	0	
DELEGATE CEDARVILLE TWP		
Vote for not more than 1		
WRITE-IN	0	

STATE OF MICHIGAN
TERRI LYNN LAND, SECRETARY OF STATE
DEPARTMENT OF STATE
LANSING

Canvassing Michigan State Elections Procedure and Checklist

County: Midland (56)

Following a state primary or general election, the counties are required to send a summary of votes

The summary must:

Contain the Cover page with Poll Book Total
Pages for Individual offices
Certification Page

1. Review the packet for missing pages.

Record issues: N/a

2. Verify that the Poll Book Total is greater than the total votes cast for the office of Governor or President

Record issues: N/a

3. Confirm that the Certification Page has

- 3-4 signatures of the County Board of Canvassers,
- the Clerk Signature and
- the County Seal.

Record issues: N/a

4. Confirm that the report was generated from e-ENR (Date and time stamp will be in lower left corner). If not, confirm that each office page

   - All Offices for that County and Election are included
   - Contains the correct candidates
   - The vote results for the candidates are spelled out in English and Numerals
   - The vote results for the candidates are totaled correctly
   - The vote results for the candidates are spelled out in English and Numerals

Record issues: N/a

REGISTRATION & TURNOUT
MI County

Completed Precincts	50 of 50	
Total Registration	64,107	
Election Day MPR Ballots Cast	12,595	19.65%
Manual Entry Election Day Ballots Cast	0	0.00%
County Clerk Ballots Cast	0	0.00%
Total Ballots Cast	12,595	19.65%

REP - GOVERNOR

Completed Precincts 50 of 50

Rick Snyder	4,610	46.75%
Mike Cox	2,335	23.68%
Pete Hoekstra	1,979	20.07%
Mike Bouchard	851	8.63%
Tom George	87	0.88%

REP - Rep in Congress 1st District

Completed Precincts 1 of 1

Jason Allen	2	22.22%
Dan Benishek	2	22.22%
Linda Goldthorpe	2	22.22%
Tom Stillings	2	22.22%
Don Hooper	1	11.11%
Patrick Donlon	0	

REP - Rep in Congress 4th District

Completed Precincts 49 of 49

Dave Camp	8,684	100.00%

REP - 31st State Senate District

Completed Precincts 1 of 1

Mike Green	7	77.78%
Robert Palmer	2	22.22%
Gary J. Hadden	0	
Paul G. Mezo	0	

REP - 36th State Senate District

Completed Precincts 49 of 49

John Moolenaar	8,529	100.00%

REP - 96th State Representative District

Completed Precincts 1 of 1

Dennis R. Poirier Sr.	8	100.00%

REP - 98th State Representative District

Completed Precincts 30 of 30

Jim Stamas	5,431	100.00%

REP - 99th State Representative District

Completed Precincts 19 of 19

Kevin Cotter	1,755	51.14%
Christine Alwood	1,677	48.86%

REP - Road Commissioner Bay County

Completed Precincts 1 of 1

Michael Rivard	8	100.00%

REP - County Commissioner District 2

Completed Precincts 7 of 7

Mark Bone	1,316	100.00%

REP - County Commissioner District 3

Completed Precincts 7 of 7

James Leigeb	854	100.00%

REP - County Commissioner District 4

Completed Precincts 7 of 7

Rich Keenan	529	51.26%
Michael Allen Roberson	503	48.74%

REP - County Commissioner District 5

Completed Precincts 7 of 7

Jim Geisler	727	59.40%
David G. Thompson	497	40.60%

REP - County Commissioner District 6

Completed Precincts 7 of 7

James T. Bradley	1,438	100.00%

REP - County Commissioner Bay City District 2

Completed Precincts 1 of 1

Adam C. Reddick	9	100.00%

REP - Homer Township Treasurer

Completed Precincts 3 of 3

Sandra Turk	230	52.51%
Stacey L. Thompson	208	47.49%

REP - Hope Township Park Commission

Number to Vote For: 3

Completed Precincts 1 of 1

Terry Chrivia	111	50.45%
Starla R. Jordan	109	49.55%

REP - Jerome Township Trustee

Completed Precincts 4 of 4

Mark Wackerle	575	100.00%

REP - City of Midland Delegate Ward 1 Precinct 2-Rep

Number to Vote For: 2

Completed Precincts 1 of 1

Jerry Nielsen	137	58.30%
Thomas W. Adams	98	41.70%

REP - City of Midland Delegate Ward 1 Precinct 4-Rep

Number to Vote For: 2

Completed Precincts 1 of 1

Michael D. Carpenter	95	54.91%
Terra L. Carpenter	78	45.09%

REP - City of Midland Delegate Ward 1 Precinct 5-Rep

Number to Vote For: 2

Completed Precincts 1 of 1

William Rice	78	100.00%

REP - City of Midland Delegate Ward 2 Precinct 1-Rep

Number to Vote For: 4

Completed Precincts 1 of 1

Dick Handlon	98	21.59%
Matthew Ivan	92	20.26%
Charles Skinner	89	19.60%
Dan J. McGillivray	88	19.38%
Eric Friedman	87	19.16%

REP - City of Midland Delegate Ward 2 Precinct 2-Rep

Number to Vote For: 3

Completed Precincts 1 of 1

Michael S. Vasicek	132	56.41%
Brian Kluck	102	43.59%

REP - City of Midland Delegate Ward 2 Precinct 4-Rep

Number to Vote For: 4

Completed Precincts 1 of 1

Mike Hayes	153	34.62%
John M. Pafford	98	22.17%
Margaret S. Copeland	96	21.72%
Molly Clarey	95	21.49%

REP - City of Midland Delegate Ward 3 Precinct 1-Rep

Number to Vote For: 4

Completed Precincts 1 of 1

Jim H. Geisler	146	36.68%
Robert G. Fraser	126	31.66%
Jim McGiness	126	31.66%

REP - City of Midland Delegate Ward 3 Precinct 2-Rep

Number to Vote For: 3

Completed Precincts 1 of 1

Frances J. Hunt	103	50.00%
Lois M. Utberg	103	50.00%

REP - City of Midland Delegate Ward 3 Precinct 3-Rep

Number to Vote For: 4

Completed Precincts 1 of 1

Wayne W. Crosby	163	24.47%
Todd M. Gambrell	121	18.17%
Jim Borin	119	17.87%
Walter Rupprecht	107	16.07%
Cathy Leikhim	80	12.01%
Elisabeth Larsen	76	11.41%

REP - City of Midland Delegate Ward 3 Precinct 4-Rep

Number to Vote For: 6

Completed Precincts 1 of 1

Tony Stamas	267	19.85%
Bill Schuette	264	19.63%
Jim McNutt	201	14.94%
Tina S. Van Dam	160	11.90%
Otis G. Wilson	140	10.41%
Roy C. Green	116	8.62%
Dean Tighe	104	7.73%
Alex Clark	93	6.91%

REP - City of Midland Delegate Ward 4 Precinct 1-Rep

Number to Vote For: 2

Completed Precincts 1 of 1

Beth Plueddemann Wolf	133	39.70%
Judith Ann Rapanos	131	39.10%
John A. Rapanos	71	21.19%

REP - City of Midland Delegate Ward 4 Precinct 2-Rep

Number to Vote For: 4

Completed Precincts 1 of 1

John S. Reder	186	36.98%
James T. Bradley	164	32.60%

REP - City of Midland Delegate Ward 4 Precinct 2-Rep

Number to Vote For: 4

Completed Precincts 1 of 1

Lois A. Crosby	153	30.42%

REP - City of Midland Delegate Ward 4 Precinct 3-Rep

Number to Vote For: 4

Completed Precincts 1 of 1

Stephan Ohsowski	189	100.00%

REP - City of Midland Delegate Ward 4 Precinct 4-Rep

Number to Vote For: 4

Completed Precincts 1 of 1

Ken Mault	138	24.64%
Richard A. Enszer	135	24.11%
Christian Velasquez	103	18.39%
Donald G. Deibert	99	17.68%
Jamie Domina	85	15.18%

REP - City of Midland Delegate Ward 4 Precinct 5-Rep

Number to Vote For: 5

Completed Precincts 1 of 1

Scott I. Haines	184	40.71%
Fred Rolf	146	32.30%
Matthew Alex Rapanos	122	26.99%

REP - City of Midland Delegate Ward 5 Precinct 1-Rep

Number to Vote For: 4

Completed Precincts 1 of 1

Diane M. Bristol	129	52.23%
Adam D. Bruski	118	47.77%

REP - City of Midland Delegate Ward 5 Precinct 2-Rep

Number to Vote For: 3

Completed Precincts 1 of 1

Judy Greene	121	50.63%
Jon Greene	118	49.37%

REP - City of Midland Delegate Ward 5 Precinct 3-Rep

Number to Vote For: 4

Completed Precincts 1 of 1

Eric A. Dorrien	169	53.99%
Michelle Swingle	144	46.01%

REP - City of Midland Delegate Ward 5 Precinct 4-Rep

Number to Vote For: 5

Completed Precincts 1 of 1

Gayle Hanna	152	26.21%
P. Richard Stoesser	146	25.17%
Doreen F. Starner	142	24.48%
Dennis G. Starner	140	24.14%

REP - City of Midland Delegate Ward 5 Precinct 5-Rep

Number to Vote For: 5

Completed Precincts 1 of 1

Jackie Medema	192	53.19%
Ridley Nimmo	169	46.81%

REP - Edenville Township Delegate Precinct 1-Rep

Number to Vote For: 4

Completed Precincts 1 of 1

Chuck Powell	167	39.67%
Jim Sperling	140	33.25%
Marge Sperling	114	27.08%

REP - Homer Township Delegate Precinct 1-Rep

Number to Vote For: 3

Completed Precincts 1 of 1

James Leigeb	107	60.45%
Kyle T. Nothstine	70	39.55%

REP - Homer Township Delegate Precinct 2-Rep

Number to Vote For: 4

Completed Precincts 1 of 1

Julie K. Atkinson	109	27.88%
Fran Longsdorf	80	20.46%
Sue Moody	75	19.18%
Ryan Tarrant	72	18.41%
Sheril Tarrant	55	14.07%

REP - Homer Township Delegate Precinct 3-Rep

Number to Vote For: 4

Completed Precincts 1 of 1

Scott Stephenson	129	100.00%

REP - Ingersoll Township Delegate Precinct 1-Rep

Number to Vote For: 3

Completed Precincts 1 of 1

Curtis R. Shaffner	118	27.90%
Gary C. Meyer	92	21.75%
Barbara J. Shaffner	86	20.33%
Charles Tabb	64	15.13%
Mary Ann Tabb	63	14.89%

REP - Ingersoll Township Delegate Precinct 2-Rep

Number to Vote For: 2

Completed Precincts 1 of 1

Janis K. Falkenstein	112	51.85%
Leona Falkenstein	104	48.15%

REP - Jerome Township Delegate Precinct 1-Rep

Number to Vote For: 2

Completed Precincts 1 of 1

Linda J. Grant	131	100.00%

REP - Jerome Township Delegate Precinct 2-Rep

Number to Vote For: 3

Completed Precincts 1 of 1

Douglas D. Enos	196	100.00%

REP - Jerome Township Delegate Precinct 3-Rep

Number to Vote For: 3

Completed Precincts 1 of 1

Jan Woodruff	57	68.67%
Cynthia Warrick	26	31.33%

REP - Jerome Township Delegate Precinct 4-Rep

Number to Vote For: 3

Completed Precincts 1 of 1

Laura Nyenhuis	151	100.00%

REP - Larkin Township Delegate Precinct 1-Rep

Number to Vote For: 4

Completed Precincts 1 of 1

Jim Humphrey	153	52.58%
Gary L. Bennett	138	47.42%

REP - Larkin Township Delegate Precinct 2-Rep

Number to Vote For: 4

Completed Precincts 1 of 1

Mark Bone	162	27.05%
Melissa J. Anderson	150	25.04%
Kimberly S. Walden	145	24.21%

REP - Larkin Township Delegate Precinct 2-Rep

Number to Vote For: 4

Completed Precincts 1 of 1

Brett Birchmeier	142	23.71%

REP - Larkin Township Delegate Precinct 3-Rep

Number to Vote For: 3

Completed Precincts 1 of 1

Jim Duncan	146	50.17%
Cheryl Duncan	145	49.83%

REP - Lincoln Township Delegate Precinct 1-Rep

Number to Vote For: 5

Completed Precincts 1 of 1

Phyllis Owens	248	100.00%

REP - Midland Township Delegate Precinct 1-Rep

Number to Vote For: 4

Completed Precincts 1 of 1

Jim Stamas	242	34.62%
Patricia A. Hartnagle	172	24.61%
Carolyn M. Wegener	143	20.46%
William E. Wegener	142	20.31%

REP - Mills Township Delegate Precinct 1-Rep

Number to Vote For: 3

Completed Precincts 1 of 1

Myron Greene	125	53.19%

REP - Mills Township Delegate Precinct 1-Rep

Number to Vote For: 3

Completed Precincts 1 of 1

Kevin D. Cuthbertson	110	46.81%

REP - Mt. Haley Delegate Township Precinct 1-Rep

Number to Vote For: 3

Completed Precincts 1 of 1

Larry Breasbois	126	38.65%
Rich Keenan	107	32.82%
Jamie Hazen	93	28.53%

REP - Porter Township Delegate Township Precinct 1-Rep

Number to Vote For: 2

Completed Precincts 1 of 1

Richard Corbat	109	100.00%

REP - Warren Township Delegate Precinct 1-Rep

Number to Vote For: 3

Completed Precincts 1 of 1

Mark Klein	92	37.25%
Corbin Killam	78	31.58%
John Edson Porter	77	31.17%

DEM - GOVERNOR

Completed Precincts 50 of 50

Virg Bernero	1,704	69.69%

DEM - GOVERNOR

Completed Precincts 50 of 50

Andy Dillon	741	30.31%

DEM - Rep in Congress 1st District

Completed Precincts 1 of 1

Gary McDowell	1	100.00%

DEM - Rep in Congress 4th District

Completed Precincts 49 of 49

Jerry M. Campbell	2,031	100.00%

DEM - 31st State Senate District

Completed Precincts 1 of 1

Jeff Mayes	1	100.00%

DEM - 36th State Senate District

Completed Precincts 49 of 49

Andy Neumann	2,040	100.00%

DEM - 96th State Representative District

Completed Precincts 0 of 1

Charles M. Brunner	0	
Brian K. Elder	0	

DEM - 99th State Representative District

Completed Precincts 19 of 19

Toni Sessoms	436	57.60%
Carl L. Hamann	212	28.01%
Peter Gallinat	109	14.40%

DEM - Road Commissioner Bay County

Completed Precincts 1 of 1

Mark Schanhals	1	100.00%
Robert Czuprynski	0	
Gerald M. Redmond	0	

DEM - County Commissioner District 1

Completed Precincts 8 of 8

Howard G. Schoenherr	353	100.00%

DEM - County Commissioner District 4

Completed Precincts 7 of 7

Connie H. Glave	268	100.00%

DEM - County Commissioner District 7

Completed Precincts 6 of 6

Rose Marie McQuaid	370	100.00%

DEM - County Commissioner Bay City District 2

Completed Precincts 1 of 1

Brandon D. Krause	1	100.00%
Patrick H. Beson	0	

DEM - Hope Township Park Commission

Number to Vote For: 3

Completed Precincts 1 of 1

Larry J. Maxwell	40	100.00%

DEM - Jerome Township Trustee

Completed Precincts 4 of 4

Candy A. Turner	203	100.00%

DEM - City of Midland Delegate Ward 1 Precinct 1-Dem

Number to Vote For: 4

Completed Precincts 1 of 1

Cindy Weir	64	54.70%
Joseph Weir	53	45.30%

DEM - City of Midland Delegate Ward 1 Precinct 2-Dem

Number to Vote For: 4

Completed Precincts 1 of 1

Nancy K. Janoch	56	100.00%

DEM - City of Midland Delegate Ward 1 Precinct 4-Dem

Number to Vote For: 3

Completed Precincts 1 of 1

Scott Groulx	37	100.00%

DEM - City of Midland Delegate Ward 2 Precinct 2-Dem

Number to Vote For: 4

Completed Precincts 1 of 1

Nancy Curtis	66	55.00%
Roy Davis	54	45.00%

DEM - City of Midland Delegate Ward 2 Precinct 3-Dem

Number to Vote For: 3

Completed Precincts 1 of 1

Frantt V. Whitehill	25	100.00%

DEM - City of Midland Delegate Ward 2 Precinct 4-Dem

Number to Vote For: 3

Completed Precincts 1 of 1

William Gourd	37	35.92%
Gerard P. Butler	33	32.04%
David R. Weaver	33	32.04%

DEM - City of Midland Delegate Ward 3 Precinct 1-Dem

Number to Vote For: 3

Completed Precincts 1 of 1

Steve Durance	54	100.00%

DEM - City of Midland Delegate Ward 3 Precinct 4-Dem

Number to Vote For: 3

Completed Precincts 1 of 1

Claudia Warren	51	100.00%

DEM - City of Midland Delegate Ward 4 Precinct 4-Dem

Number to Vote For: 3

Completed Precincts 1 of 1

Doris L. Steiner	51	55.43%
Edwin Steiner	41	44.57%

DEM - City of Midland Delegate Ward 5 Precinct 1-Dem

Number to Vote For: 4

Completed Precincts 1 of 1

Joan M. Brausch	60	35.93%
Michael R. Burhans	54	32.34%

DEM - City of Midland Delegate Ward 5 Precinct 1-Dem

Number to Vote For: 4

Completed Precincts 1 of 1

Mildred Dickson	53	31.74%

DEM - City of Midland Delegate Ward 5 Precinct 4-Dem

Number to Vote For: 3

Completed Precincts 1 of 1

Richard Skochdopole	52	100.00%

DEM - Geneva Township Delegate Precinct 1-Dem

Number to Vote For: 2

Completed Precincts 1 of 1

Joseph P. Grabowski	25	100.00%

DEM - Homer Township Delegate Precinct 2-Dem

Number to Vote For: 2

Completed Precincts 1 of 1

Debra J. Reeves	20	100.00%

DEM - Homer Township Delegate Precinct 3-Dem

Number to Vote For: 3

Completed Precincts 1 of 1

Connie Zorn	23	100.00%

DEM - Larkin Township Delegate Precinct 1-Dem

Number to Vote For: 3

Completed Precincts 1 of 1

David Tanney	20	100.00%

DEM - Midland Township Delegate Precinct 1-Dem

Number to Vote For: 4

Completed Precincts 1 of 1

Frederick Westphal	57	100.00%

DEM - Mt. Haley Delegate Township Precinct 1-Dem

Number to Vote For: 3

Completed Precincts 1 of 1

Connie H. Glave	31	100.00%

DEM - Warren Township Delegate Precinct 1-Dem

Number to Vote For: 3

Completed Precincts 1 of 1

Richard A. McInerney	47	100.00%

Judge of District Court 74th District

Completed Precincts 1 of 1

Jennifer Cass Barnes	4	44.44%
Mark Janer	2	22.22%
Stevens J. Jacobs	1	11.11%
Abel Torres	1	11.11%
Eric Zimostrad	1	11.11%

Midland City Council Third Ward

Completed Precincts 4 of 4

J. Dee Brooks	540	52.17%
Cathy Nelson Price	218	21.06%
Roy C. Green	152	14.69%
Lee Heronema	125	12.08%

Midland Co EMS Millage Renewal

Completed Precincts 49 of 49

YES	9,587	82.06%
NO	2,096	17.94%

Midland Co Gypsy Moth Suppression

Completed Precincts 49 of 49

YES	8,898	76.39%
NO	2,750	23.61%

Porter Township Road Millage Renewal

Completed Precincts 1 of 1

YES	100	66.67%
NO	50	33.33%

Jerome Township Issuance of Bonds

Completed Precincts 4 of 4

NO	683	64.62%
YES	374	35.38%

Freeland School Operating Millage Renewal

Completed Precincts 0 of 1

YES	0	
NO	0	

Hemlock Schools Operating Millage Renewal

Completed Precincts 2 of 2

YES	48	61.54%
NO	30	38.46%

Bay County MTA Millage Renewal

Completed Precincts 1 of 1

YES	6	66.67%
NO	3	33.33%

Bay County Senior Citizens Millage Renewal

Completed Precincts 1 of 1

YES	6	66.67%

Bay County Senior Citizens Millage Renewal

Completed Precincts 1 of 1

NO	3	33.33%

Bay County 911 Central Dispatch Millage Rnwl

Completed Precincts 1 of 1

YES	6	66.67%
NO	3	33.33%

Midland_August03_2010_E

August 3, 2010

Precinct Report

MI County

City of Midland Ward 1 Precinct 1

Registration & Turnout			1,949
Election Day MPR Turnout		312	16.01%
Manual Entry Election Day Turnout		0	0.00%
County Clerk Turnout		0	0.00%
	Total...	312	16.01%

REP - GOVERNOR			(Final)
Mike Bouchard		15	6.64%
Mike Cox		73	32.30%
Tom George		4	1.77%
Pete Hoekstra		40	17.70%
Rick Snyder		94	41.59%
	Total...	226	100.00%

REP - Rep in Congress 4th District			(Final)
Dave Camp		203	100.00%
	Total...	203	100.00%

REP - 36th State Senate District			(Final)
John Moolenaar		201	100.00%
	Total...	201	100.00%

REP - 98th State Representative District			(Final)
Jim Stamas		194	100.00%
	Total...	194	100.00%

DEM - GOVERNOR			(Final)
Virg Bernero		50	69.44%
Andy Dillon		22	30.56%
	Total...	72	100.00%

DEM - Rep in Congress 4th District			(Final)
Jerry M. Campbell		68	100.00%
	Total...	68	100.00%

DEM - 36th State Senate District			(Final)
Andy Neumann		65	100.00%
	Total...	65	100.00%

DEM - County Commissioner District 7			(Final)
Rose Marie McQuaid		68	100.00%
	Total...	68	100.00%

DEM - City of Midland Delegate Ward 1 Precinct 1-Dem			(Final)
Cindy Weir		64	54.70%
Joseph Weir		53	45.30%
	Total...	117	100.00%

Midland Co EMS Millage Renewal			(Final)
YES		225	84.91%
NO		40	15.09%
	Total...	265	100.00%

Midland Co Gypsy Moth Suppression			(Final)
YES		199	74.81%
NO		67	25.19%
	Total...	266	100.00%

Midland_August03_2010_E

August 3, 2010

Precinct Report

MI County

City of Midland Ward 1 Precinct 2

Registration & Turnout		1,474
Election Day MPR Turnout	262	17.77%
Manual Entry Election Day Turnout	0	0.00%
County Clerk Turnout	0	0.00%
Total...	262	17.77%

REP - GOVERNOR		(Final)
Mike Bouchard	14	7.04%
Mike Cox	45	22.61%
Tom George	2	1.01%
Pete Hoekstra	34	17.09%
Rick Snyder	104	52.26%
Total...	199	100.00%

REP - Rep in Congress 4th District		(Final)
Dave Camp	187	100.00%
Total...	187	100.00%

REP - 36th State Senate District		(Final)
John Moolenaar	183	100.00%
Total...	183	100.00%

REP - 98th State Representative District		(Final)
Jim Stamas	175	100.00%
Total...	175	100.00%

REP - County Commissioner District 4		(Final)
Rich Keenan	83	53.21%
Michael Allen Roberson	73	46.79%
Total...	156	100.00%

REP - City of Midland Delegate Ward 1 Precinct 2-Rep		(Final)
Thomas W. Adams	98	41.70%
Jerry Nielsen	137	58.30%
Total...	235	100.00%

DEM - GOVERNOR		(Final)
Virg Bernero	39	66.10%
Andy Dillon	20	33.90%
Total...	59	100.00%

DEM - Rep in Congress 4th District		(Final)
Jerry M. Campbell	56	100.00%
Total...	56	100.00%

DEM - 36th State Senate District		(Final)
Andy Neumann	57	100.00%
Total...	57	100.00%

DEM - County Commissioner District 4		(Final)
Connie H. Glave	57	100.00%
Total...	57	100.00%

DEM - City of Midland Delegate Ward 1 Precinct 2-Dem		(Final)
Nancy K. Janoch	56	100.00%
Total...	56	100.00%

City of Midland Ward 1 Precinct 2

Midland Co EMS Millage Renewal		(Final)
YES	200	82.99%
NO	41	17.01%
Total...	241	100.00%

Midland Co Gypsy Moth Suppression		(Final)
YES	182	75.52%
NO	59	24.48%
Total...	241	100.00%

Midland_August03_2010_E

August 3, 2010

Precinct Report

MI County

City of Midland Ward 1 Precinct 3

Registration & Turnout		423
Election Day MPR Turnout	30	7.09%
Manual Entry Election Day Turnout	0	0.00%
County Clerk Turnout	0	0.00%
Total...	30	7.09%

REP - GOVERNOR		(Final)
Mike Bouchard	1	5.00%
Mike Cox	2	10.00%
Tom George	2	10.00%
Pete Hoekstra	5	25.00%
Rick Snyder	10	50.00%
Total...	20	100.00%

REP - Rep In Congress 4th District		(Final)
Dave Camp	18	100.00%
Total...	18	100.00%

REP - 36th State Senate District		(Final)
John Moolenaar	18	100.00%
Total...	18	100.00%

REP - 98th State Representative District		(Final)
Jim Stamas	18	100.00%
Total...	18	100.00%

REP - County Commissioner District 5		(Final)
Jim Geisler	8	50.00%
David G. Thompson	8	50.00%
Total...	16	100.00%

DEM - GOVERNOR		(Final)
Virg Bernero	6	66.67%
Andy Dillon	3	33.33%
Total...	9	100.00%

DEM - Rep In Congress 4th District		(Final)
Jerry M. Campbell	7	100.00%
Total...	7	100.00%

DEM - 36th State Senate District		(Final)
Andy Neumann	7	100.00%
Total...	7	100.00%

Midland Co EMS Millage Renewal		(Final)
YES	25	86.21%
NO	4	13.79%
Total...	29	100.00%

Midland Co Gypsy Moth Suppression		(Final)
YES	19	65.52%
NO	10	34.48%
Total...	29	100.00%

Midland_August03_2010_E

August 3, 2010

Precinct Report

MI County

City of Midland Ward 1 Precinct 4

Registration & Turnout			1,283
Election Day MPR Turnout	170	13.25%	
Manual Entry Election Day Turnout	0	0.00%	
County Clerk Turnout	0	0.00%	
Total...	170	13.25%	

REP - GOVERNOR		(Final)
Mike Bouchard	18	14.06%
Mike Cox	25	19.53%
Tom George	0	0.00%
Pete Hoekstra	32	25.00%
Rick Snyder	53	41.41%
Total...	128	100.00%

REP - Rep in Congress 4th District		(Final)
Dave Camp	117	100.00%
Total...	117	100.00%

REP - 36th State Senate District		(Final)
John Moolenaar	113	100.00%
Total...	113	100.00%

REP - 98th State Representative District		(Final)
Jim Stamas	118	100.00%
Total...	118	100.00%

REP - County Commissioner District 4		(Final)
Rich Keenan	38	38.00%
Michael Allen Roberson	62	62.00%
Total...	100	100.00%

REP - City of Midland Delegate Ward 1 Precinct 4-Rep		(Final)
Michael D. Carpenter	95	54.91%
Terra L. Carpenter	78	45.09%
Total...	173	100.00%

DEM - GOVERNOR		(Final)
Virg Bernero	27	65.85%
Andy Dillon	14	34.15%
Total...	41	100.00%

DEM - Rep in Congress 4th District		(Final)
Jerry M. Campbell	37	100.00%
Total...	37	100.00%

DEM - 36th State Senate District		(Final)
Andy Neumann	37	100.00%
Total...	37	100.00%

DEM - County Commissioner District 4		(Final)
Connie H. Glave	37	100.00%
Total...	37	100.00%

DEM - City of Midland Delegate Ward 1 Precinct 4-Dem		(Final)
Scott Groulx	37	100.00%
Total...	37	100.00%

City of Midland Ward 1 Precinct 4

Midland Co EMS Millage Renewal		(Final)
YES	129	84.31%
NO	24	15.69%
Total...	153	100.00%

Midland Co Gypsy Moth Suppression		(Final)
YES	112	73.20%
NO	41	26.80%
Total...	153	100.00%

Midland_August03_2010_E

August 3, 2010

Precinct Report

MI County

City of Midland Ward 1 Precinct 5

Registration & Turnout		1,128
Election Day MPR Turnout	122	10.82%
Manual Entry Election Day Turnout	0	0.00%
County Clerk Turnout	0	0.00%
Total...	122	10.82%

REP - GOVERNOR		(Final)
Mike Bouchard	10	10.20%
Mike Cox	23	23.47%
Tom George	3	3.06%
Pete Hoekstra	28	28.57%
Rick Snyder	34	34.69%
Total...	98	100.00%

REP - Rep In Congress 4th District		(Final)
Dave Camp	91	100.00%
Total...	91	100.00%

REP - 36th State Senate District		(Final)
John Moolenaar	88	100.00%
Total...	88	100.00%

REP - 98th State Representative District		(Final)
Jim Stamas	87	100.00%
Total...	87	100.00%

REP - County Commissioner District 4		(Final)
Rich Keenan	47	56.63%
Michael Allen Roberson	36	43.37%
Total...	83	100.00%

REP - City of Midland Delegate Ward 1 Precinct 5-Rep		(Final)
William Rice	78	100.00%
Total...	78	100.00%

DEM - GOVERNOR		(Final)
Virg Bernero	14	63.64%
Andy Dillon	8	36.36%
Total...	22	100.00%

DEM - Rep In Congress 4th District		(Final)
Jerry M. Campbell	20	100.00%
Total...	20	100.00%

DEM - 38th State Senate District		(Final)
Andy Neumann	19	100.00%
Total...	19	100.00%

DEM - County Commissioner District 4		(Final)
Connie H. Glave	20	100.00%
Total...	20	100.00%

Midland Co EMS Millage Renewal		(Final)
YES	74	66.67%
NO	37	33.33%
Total...	111	100.00%

City of Midland Ward 1 Precinct 5

Midland Co Gypsy Moth Suppression		(Final)
YES	68	60.71%
NO	44	39.29%
Total...	112	100.00%

Midland_August03_2010_E

August 3, 2010

Precinct Report

MI County

City of Midland Ward 1 Precinct 6

Registration & Turnout		
		123
Election Day MPR Turnout	10	8.13%
Manual Entry Election Day Turnout	0	0.00%
County Clerk Turnout	0	0.00%
Total...	10	8.13%

REP - GOVERNOR		(Final)
Mike Bouchard	1	11.11%
Mike Cox	3	33.33%
Tom George	0	0.00%
Pete Hoekstra	1	11.11%
Rick Snyder	4	44.44%
Total...	9	100.00%

REP - Rep in Congress 1st District		(Final)
Jason Allen	2	22.22%
Dan Benishek	2	22.22%
Patrick Donlon	0	0.00%
Linda Goldthorpe	2	22.22%
Don Hooper	1	11.11%
Tom Stillings	2	22.22%
Total...	9	100.00%

REP - 31st State Senate District		(Final)
Mike Green	7	77.78%
Gary J. Hadden	0	0.00%
Paul G. Mezo	0	0.00%
Robert Palmer	2	22.22%
Total...	9	100.00%

REP - 96th State Representative District		(Final)
Dennis R. Poirier Sr.	8	100.00%
Total...	8	100.00%

REP - Road Commissioner Bay County		(Final)
Michael Rivard	8	100.00%
Total...	8	100.00%

REP - County Commissioner Bay City District 2		(Final)
Adam C. Reddick	9	100.00%
Total...	9	100.00%

DEM - GOVERNOR		(Final)
Virg Bernero	1	100.00%
Andy Dillon	0	0.00%
Total...	1	0.00%

DEM - Rep in Congress 1st District		(Final)
Gary McDowell	1	100.00%
Total...	1	100.00%

DEM - 31st State Senate District		(Final)
Jeff Mayes	1	100.00%
Total...	1	100.00%

DEM - 96th State Representative District		(Final)
Charles M. Brunner	0	0.00%

City of Midland Ward 1 Precinct 6

DEM - 96th State Representative District		(Final)
Brian K. Elder	0	0.00%
Total...	0	0.00%

DEM - Road Commissioner Bay County		(Final)
Robert Czuprynski	0	0.00%
Gerald M. Redmond	0	0.00%
Mark Schanhals	1	100.00%
Total...	1	100.00%

DEM - County Commissioner Bay City District 2		(Final)
Patrick H. Beson	0	0.00%
Brandon D. Krause	1	100.00%
Total...	1	100.00%

Judge of District Court 74th District		(Final)
Jennifer Cass Barnes	4	44.44%
Stevens J. Jacobs	1	11.11%
Mark Janer	2	22.22%
Abel Torres	1	11.11%
Eric Zimostrad	1	11.11%
Total...	9	100.00%

Bay County MTA Millage Renewal		(Final)
YES	6	66.67%
NO	3	33.33%
Total...	9	100.00%

Bay County Senior Citizens Millage Renewal		(Final)
YES	6	66.67%
NO	3	33.33%
Total...	9	100.00%

Bay County 911 Central Dispatch Millage Rnwl		(Final)
YES	6	66.67%
NO	3	33.33%
Total...	9	100.00%

August 3, 2010

Precinct Report

MI County

City of Midland Ward 2 Precinct 1

Registration & Turnout			1,571
Election Day MPR Turnout		305	19.41%
Manual Entry Election Day Turnout		0	0.00%
County Clerk Turnout		0	0.00%
	Total...	305	19.41%

REP - GOVERNOR			(Final)
Mike Bouchard		13	5.63%
Mike Cox		57	24.68%
Tom George		2	0.87%
Pete Hoekstra		41	17.75%
Rick Snyder		118	51.08%
	Total...	231	100.00%

REP - Rep in Congress 4th District			(Final)
Dave Camp		204	100.00%
	Total...	204	100.00%

REP - 36th State Senate District			(Final)
John Moolenaar		201	100.00%
	Total...	201	100.00%

REP - 98th State Representative District			(Final)
Jim Stamas		200	100.00%
	Total...	200	100.00%

REP - City of Midland Delegate Ward 2 Precinct 1-Rep			(Final)
Eric Friedman		87	19.16%
Dick Handlon		98	21.59%
Matthew Ivan		92	20.26%
Dan J. McGillivray		88	19.38%
Charles Skinner		89	19.60%
	Total...	454	100.00%

DEM - GOVERNOR			(Final)
Virg Bernero		54	84.38%
Andy Dillon		10	15.63%
	Total...	64	100.00%

DEM - Rep in Congress 4th District			(Final)
Jerry M. Campbell		54	100.00%
	Total...	54	100.00%

DEM - 36th State Senate District			(Final)
Andy Neumann		53	100.00%
	Total...	53	100.00%

DEM - County Commissioner District 7			(Final)
Rose Marie McQuaid		57	100.00%
	Total...	57	100.00%

Midland Co EMS Millage Renewal			(Final)
YES		238	85.61%
NO		40	14.39%
	Total...	278	100.00%

Midland Co Gypsy Moth Suppression			(Final)
YES		223	80.22%

City of Midland Ward 2 Precinct 1

Midland Co Gypsy Moth Suppression			(Final)
NO		55	19.78%
	Total...	278	100.00%

Midland_August03_2010_E

August 3, 2010

Precinct Report

MI County

City of Midland Ward 2 Precinct 2

Registration & Turnout			1,539
Election Day MPR Turnout	298	19.36%	
Manual Entry Election Day Turnout	0	0.00%	
County Clerk Turnout	0	0.00%	
Total...	298	19.36%	

REP - GOVERNOR		(Final)
Mike Bouchard	16	8.00%
Mike Cox	56	28.00%
Tom George	4	2.00%
Pete Hoekstra	34	17.00%
Rick Snyder	90	45.00%
Total...	200	100.00%

REP - Rep in Congress 4th District		(Final)
Dave Camp	166	100.00%
Total...	166	100.00%

REP - 36th State Senate District		(Final)
John Moolenaar	170	100.00%
Total...	170	100.00%

REP - 98th State Representative District		(Final)
Jim Stamas	173	100.00%
Total...	173	100.00%

REP - City of Midland Delegate Ward 2 Precinct 2-Rep		(Final)
Brian Kluck	102	43.59%
Michael S. Vasicek	132	56.41%
Total...	234	100.00%

DEM - GOVERNOR		(Final)
Virg Bernero	62	65.26%
Andy Dillon	33	34.74%
Total...	95	100.00%

DEM - Rep in Congress 4th District		(Final)
Jerry M. Campbell	76	100.00%
Total...	76	100.00%

DEM - 36th State Senate District		(Final)
Andy Neumann	77	100.00%
Total...	77	100.00%

DEM - County Commissioner District 7		(Final)
Rose Marie McQuaid	78	100.00%
Total...	78	100.00%

DEM - City of Midland Delegate Ward 2 Precinct 2-Dem		(Final)
Nancy Curtis	66	55.00%
Roy Davis	54	45.00%
Total...	120	100.00%

Midland Co EMS Millage Renewal		(Final)
YES	225	82.42%
NO	48	17.58%
Total...	273	100.00%

City of Midland Ward 2 Precinct 2

Midland Co Gypsy Moth Suppression		(Final)
YES	215	79.34%
NO	56	20.66%
Total...	271	100.00%

Midland_August03_2010_E

August 3, 2010

Precinct Report

MI County

City of Midland Ward 2 Precinct 3

Registration & Turnout			1,290
Election Day MPR Turnout		130	10.08%
Manual Entry Election Day Turnout		0	0.00%
County Clerk Turnout		0	0.00%
	Total...	130	10.08%

REP - GOVERNOR			(Final)
Mike Bouchard		10	10.75%
Mike Cox		17	18.28%
Tom George		1	1.08%
Pete Hoekstra		22	23.66%
Rick Snyder		43	46.24%
	Total...	93	100.00%

REP - Rep in Congress 4th District			(Final)
Dave Camp		74	100.00%
	Total...	74	100.00%

REP - 36th State Senate District			(Final)
John Moolenaar		75	100.00%
	Total...	75	100.00%

REP - 98th State Representative District			(Final)
Jim Stamas		78	100.00%
	Total...	78	100.00%

DEM - GOVERNOR			(Final)
Virg Bernero		23	67.65%
Andy Dillon		11	32.35%
	Total...	34	100.00%

DEM - Rep in Congress 4th District			(Final)
Jerry M. Campbell		26	100.00%
	Total...	26	100.00%

DEM - 36th State Senate District			(Final)
Andy Neumann		26	100.00%
	Total...	26	100.00%

DEM - County Commissioner District 7			(Final)
Rose Marie McQuaid		27	100.00%
	Total...	27	100.00%

DEM - City of Midland Delegate Ward 2 Precinct 3-Dem			(Final)
Frantt V. Whitehill		25	100.00%
	Total...	25	100.00%

Midland Co EMS Millage Renewal			(Final)
YES		87	74.36%
NO		30	25.64%
	Total...	117	100.00%

Midland Co Gypsy Moth Suppression			(Final)
YES		77	66.38%
NO		39	33.62%
	Total...	116	100.00%

Midland_August03_2010_E

August 3, 2010

Precinct Report

MI County

City of Midland Ward 2 Precinct 4

Registration & Turnout			1,598
Election Day MPR Turnout	275	17.21%	
Manual Entry Election Day Turnout	0	0.00%	
County Clerk Turnout	0	0.00%	
Total...	275	17.21%	

REP - GOVERNOR		(Final)
Mike Bouchard	17	7.91%
Mike Cox	48	22.33%
Tom George	1	0.47%
Pete Hoekstra	41	19.07%
Rick Snyder	108	50.23%
Total...	215	100.00%

REP - Rep in Congress 4th District		(Final)
Dave Camp	184	100.00%
Total...	184	100.00%

REP - 36th State Senate District		(Final)
John Moolenaar	185	100.00%
Total...	185	100.00%

REP - 98th State Representative District		(Final)
Jim Stamas	188	100.00%
Total...	188	100.00%

REP - County Commissioner District 5		(Final)
Jim Geisler	106	62.72%
David G. Thompson	63	37.28%
Total...	169	100.00%

REP - City of Midland Delegate Ward 2 Precinct 4-Rep		(Final)
Molly Clarey	95	21.49%
Margaret S. Copeland	96	21.72%
Mike Hayes	153	34.62%
John M. Pafford	98	22.17%
Total...	442	100.00%

DEM - GOVERNOR		(Final)
Virg Bernero	32	62.75%
Andy Dillon	19	37.25%
Total...	51	100.00%

DEM - Rep in Congress 4th District		(Final)
Jerry M. Campbell	46	100.00%
Total...	46	100.00%

DEM - 36th State Senate District		(Final)
Andy Neumann	45	100.00%
Total...	45	100.00%

DEM - City of Midland Delegate Ward 2 Precinct 4-Dem		(Final)
Gerard P. Butler	33	32.04%
William Gourd	37	35.92%
David R. Weaver	33	32.04%
Total...	103	100.00%

City of Midland Ward 2 Precinct 4

Midland Co EMS Millage Renewal		(Final)
YES	204	83.95%
NO	39	16.05%
Total...	243	100.00%

Midland Co Gypsy Moth Suppression		(Final)
YES	190	78.19%
NO	53	21.81%
Total...	243	100.00%

Midland_August03_2010_E

August 3, 2010

Precinct Report

MI County

City of Midland Ward 3 Precinct 1

Registration & Turnout			1,335
Election Day MPR Turnout		348	26.07%
Manual Entry Election Day Turnout		0	0.00%
County Clerk Turnout		0	0.00%
	Total...	348	26.07%

REP - GOVERNOR			(Final)
Mike Bouchard		33	12.04%
Mike Cox		51	18.61%
Tom George		2	0.73%
Pete Hoekstra		58	21.17%
Rick Snyder		130	47.45%
	Total...	274	100.00%

REP - Rep in Congress 4th District			(Final)
Dave Camp		240	100.00%
	Total...	240	100.00%

REP - 36th State Senate District			(Final)
John Moolenaar		242	100.00%
	Total...	242	100.00%

REP - 98th State Representative District			(Final)
Jim Stamas		238	100.00%
	Total...	238	100.00%

REP - County Commissioner District 5			(Final)
Jim Geisler		142	62.28%
David G. Thompson		86	37.72%
	Total...	228	100.00%

REP - City of Midland Delegate Ward 3 Precinct 1-Rep			(Final)
Robert G. Fraser		126	31.66%
Jim H. Geisler		146	36.68%
Jim McGiness		126	31.66%
	Total...	398	100.00%

DEM - GOVERNOR			(Final)
Virg Bernero		48	71.64%
Andy Dillon		19	28.36%
	Total...	67	100.00%

DEM - Rep in Congress 4th District			(Final)
Jerry M. Campbell		54	100.00%
	Total...	54	100.00%

DEM - 36th State Senate District			(Final)
Andy Neumann		55	100.00%
	Total...	55	100.00%

DEM - City of Midland Delegate Ward 3 Precinct 1-Dem			(Final)
Steve Durance		54	100.00%
	Total...	54	100.00%

Midland City Council Third Ward			(Final)
J. Dee Brooks		172	60.14%
Roy C. Green		25	8.74%
Lee Heronema		22	7.69%

City of Midland Ward 3 Precinct 1

Midland City Council Third Ward			(Final)
Cathy Nelson Price		67	23.43%
	Total...	286	100.00%

Midland Co EMS Millage Renewal			(Final)
YES		286	86.67%
NO		44	13.33%
	Total...	330	100.00%

Midland Co Gypsy Moth Suppression			(Final)
YES		273	82.48%
NO		58	17.52%
	Total...	331	100.00%

Midland_August03_2010_E

August 3, 2010

Precinct Report

MI County

City of Midland Ward 3 Precinct 2

Registration & Turnout			1,305
Election Day MPR Turnout		231	17.70%
Manual Entry Election Day Turnout		0	0.00%
County Clerk Turnout		0	0.00%
	Total...	231	17.70%

REP - GOVERNOR		
Mike Bouchard	12	6.49%
Mike Cox	34	18.38%
Tom George	1	0.54%
Pete Hoekstra	43	23.24%
Rick Snyder	95	51.35%
Total...	185	100.00%

REP - Rep in Congress 4th District		
Dave Camp	172	100.00%
Total...	172	100.00%

REP - 36th State Senate District		
John Moolenaar	167	100.00%
Total...	167	100.00%

REP - 98th State Representative District		
Jim Stamas	171	100.00%
Total...	171	100.00%

REP - County Commissioner District 5		
Jim Geisler	80	53.33%
David G. Thompson	70	46.67%
Total...	150	100.00%

REP - City of Midland Delegate Ward 3 Precinct 2-Rep		
Frances J. Hunt	103	50.00%
Lois M. Utberg	103	50.00%
Total...	206	100.00%

DEM - GOVERNOR		
Virg Bernero	24	60.00%
Andy Dillon	16	40.00%
Total...	40	100.00%

DEM - Rep in Congress 4th District		
Jerry M. Campbell	33	100.00%
Total...	33	100.00%

DEM - 36th State Senate District		
Andy Neumann	33	100.00%
Total...	33	100.00%

Midland City Council Third Ward		
J. Dee Brooks	79	41.36%
Roy C. Green	38	19.90%
Lee Heronema	32	16.75%
Cathy Nelson Price	42	21.99%
Total...	191	100.00%

Midland Co EMS Millage Renewal		
YES	191	86.82%

City of Midland Ward 3 Precinct 2

Midland Co EMS Millage Renewal		
NO	29	13.18%
Total...	220	100.00%

Midland Co Gypsy Moth Suppression		
YES	181	82.27%
NO	39	17.73%
Total...	220	100.00%

Midland_August03_2010_E

August 3, 2010

Precinct Report

MI County

City of Midland Ward 3 Precinct 3

Registration & Turnout		1,302
Election Day MPR Turnout	303	23.27%
Manual Entry Election Day Turnout	0	0.00%
County Clerk Turnout	0	0.00%
Total...	303	23.27%

REP - GOVERNOR		(Final)
Mike Bouchard	19	7.12%
Mike Cox	69	25.84%
Tom George	3	1.12%
Pete Hoekstra	41	15.36%
Rick Snyder	135	50.56%
Total...	267	100.00%

REP - Rep in Congress 4th District		(Final)
Dave Camp	243	100.00%
Total...	243	100.00%

REP - 36th State Senate District		(Final)
John Moolenaar	242	100.00%
Total...	242	100.00%

REP - 98th State Representative District		(Final)
Jim Stamas	236	100.00%
Total...	236	100.00%

REP - County Commissioner District 5		(Final)
Jim Geisler	119	60.41%
David G. Thompson	78	39.59%
Total...	197	100.00%

REP - City of Midland Delegate Ward 3 Precinct 3-Rep		(Final)
Jim Borin	119	17.87%
Wayne W. Crosby	163	24.47%
Todd M. Gambrell	121	18.17%
Elisabeth Larsen	76	11.41%
Cathy Leikhim	80	12.01%
Walter Rupprecht	107	16.07%
Total...	666	100.00%

DEM - GOVERNOR		(Final)
Virg Bernero	21	72.41%
Andy Dillon	8	27.59%
Total...	29	100.00%

DEM - Rep in Congress 4th District		(Final)
Jerry M. Campbell	22	100.00%
Total...	22	100.00%

DEM - 36th State Senate District		(Final)
Andy Neumann	21	100.00%
Total...	21	100.00%

Midland City Council Third Ward		(Final)
J. Dee Brooks	128	56.39%
Roy C. Green	29	12.78%
Lee Heronema	22	9.69%

City of Midland Ward 3 Precinct 3

Midland City Council Third Ward		(Final)
Cathy Nelson Price	48	21.15%
Total...	227	100.00%

Midland Co EMS Millage Renewal		(Final)
YES	241	87.64%
NO	34	12.36%
Total...	275	100.00%

Midland Co Gypsy Moth Suppression		(Final)
YES	223	81.99%
NO	49	18.01%
Total...	272	100.00%

Midland_August03_2010_E

August 3, 2010

Precinct Report

MI County

City of Midland Ward 3 Precinct 4

Registration & Turnout			1,657
Election Day MPR Turnout		427	25.77%
Manual Entry Election Day Turnout		0	0.00%
County Clerk Turnout		0	0.00%
	Total...	427	25.77%

REP - GOVERNOR			(Final)
Mike Bouchard		32	9.12%
Mike Cox		78	22.22%
Tom George		4	1.14%
Pete Hoekstra		84	23.93%
Rick Snyder		153	43.69%
	Total...	351	100.00%

REP - Rep in Congress 4th District			(Final)
Dave Camp		317	100.00%
	Total...	317	100.00%

REP - 36th State Senate District			(Final)
John Moolenaar		315	100.00%
	Total...	315	100.00%

REP - 98th State Representative District			(Final)
Jim Stamas		317	100.00%
	Total...	317	100.00%

REP - County Commissioner District 5			(Final)
Jim Geisler		164	57.95%
David G. Thompson		119	42.05%
	Total...	283	100.00%

REP - City of Midland Delegate Ward 3 Precinct 4-Rep			(Final)
Alex Clark		93	6.91%
Roy C. Green		116	8.62%
Jim McNutt		201	14.94%
Bill Schuette		264	19.63%
Tony Stamas		267	19.85%
Dean Tighe		104	7.73%
Tina S. Van Dam		160	11.90%
Otis G. Wilson		140	10.41%
	Total...	1,345	100.00%

DEM - GOVERNOR			(Final)
Virg Bernero		51	83.61%
Andy Dillon		10	16.39%
	Total...	61	100.00%

DEM - Rep in Congress 4th District			(Final)
Jerry M. Campbell		52	100.00%
	Total...	52	100.00%

DEM - 36th State Senate District			(Final)
Andy Neumann		53	100.00%
	Total...	53	100.00%

City of Midland Ward 3 Precinct 4

DEM - City of Midland Delegate Ward 3 Precinct 4-Dem			(Final)
Claudia Warren		51	100.00%
	Total...	51	100.00%

Midland City Council Third Ward			(Final)
J. Dee Brooks		161	48.64%
Roy C. Green		60	18.13%
Lee Heronema		49	14.80%
Cathy Nelson Price		61	18.43%
	Total...	331	100.00%

Midland Co EMS Millage Renewal			(Final)
YES		349	87.03%
NO		52	12.97%
	Total...	401	100.00%

Midland Co Gypsy Moth Suppression			(Final)
YES		330	82.29%
NO		71	17.71%
	Total...	401	100.00%

Midland_August03_2010_E

August 3, 2010

Precinct Report

MI County

City of Midland Ward 4 Precinct 1

Registration & Turnout			1,001
Election Day MPR Turnout	272	27.17%	
Manual Entry Election Day Turnout	0	0.00%	
County Clerk Turnout	0	0.00%	
Total...	272	27.17%	

REP - GOVERNOR		(Final)
Mike Bouchard	10	4.41%
Mike Cox	48	21.15%
Tom George	2	0.88%
Pete Hoekstra	63	27.75%
Rick Snyder	104	45.81%
Total...	227	100.00%

REP - Rep in Congress 4th District		(Final)
Dave Camp	195	100.00%
Total...	195	100.00%

REP - 36th State Senate District		(Final)
John Moolenaar	198	100.00%
Total...	198	100.00%

REP - 98th State Representative District		(Final)
Jim Stamas	197	100.00%
Total...	197	100.00%

REP - County Commissioner District 5		(Final)
Jim Geisler	108	59.67%
David G. Thompson	73	40.33%
Total...	181	100.00%

REP - City of Midland Delegate Ward 4 Precinct 1-Rep		(Final)
John A. Rapanos	71	21.19%
Judith Ann Rapanos	131	39.10%
Beth Plueddemann Wolf	133	39.70%
Total...	335	100.00%

DEM - GOVERNOR		(Final)
Virg Bernero	33	75.00%
Andy Dillon	11	25.00%
Total...	44	100.00%

DEM - Rep in Congress 4th District		(Final)
Jerry M. Campbell	36	100.00%
Total...	36	100.00%

DEM - 36th State Senate District		(Final)
Andy Neumann	37	100.00%
Total...	37	100.00%

Midland Co EMS Millage Renewal		(Final)
YES	216	84.38%
NO	40	15.63%
Total...	256	100.00%

Midland Co Gypsy Moth Suppression		(Final)
YES	208	81.89%

City of Midland Ward 4 Precinct 1

Midland Co Gypsy Moth Suppression		(Final)
NO	46	18.11%
Total...	254	100.00%

Midland_August03_2010_E

August 3, 2010

Precinct Report

MI County

City of Midland Ward 4 Precinct 2

Registration & Turnout			1,231
Election Day MPR Turnout		334	27.13%
Manual Entry Election Day Turnout		0	0.00%
County Clerk Turnout		0	0.00%
	Total...	334	27.13%

REP - GOVERNOR			(Final)
Mike Bouchard		22	8.80%
Mike Cox		63	25.20%
Tom George		2	0.80%
Pete Hoekstra		41	16.40%
Rick Snyder		122	48.80%
	Total...	250	100.00%

REP - Rep in Congress 4th District			(Final)
Dave Camp		222	100.00%
	Total...	222	100.00%

REP - 36th State Senate District			(Final)
John Moolenaar		214	100.00%
	Total...	214	100.00%

REP - 98th State Representative District			(Final)
Jim Stamas		219	100.00%
	Total...	219	100.00%

REP - County Commissioner District 6			(Final)
James T. Bradley		194	100.00%
	Total...	194	100.00%

REP - City of Midland Delegate Ward 4 Precinct 2-Rep			(Final)
James T. Bradley		164	32.60%
Lois A. Crosby		153	30.42%
John S. Reder		186	36.98%
	Total...	503	100.00%

DEM - GOVERNOR			(Final)
Virg Bernero		61	78.21%
Andy Dillon		17	21.79%
	Total...	78	100.00%

DEM - Rep in Congress 4th District			(Final)
Jerry M. Campbell		67	100.00%
	Total...	67	100.00%

DEM - 36th State Senate District			(Final)
Andy Neumann		66	100.00%
	Total...	66	100.00%

Midland Co EMS Millage Renewal			(Final)
YES		293	92.43%
NO		24	7.57%
	Total...	317	100.00%

Midland Co Gypsy Moth Suppression			(Final)
YES		269	86.22%
NO		43	13.78%
	Total...	312	100.00%

City of Midland Ward 4 Precinct 2

Midland_August03_2010_E

August 3, 2010

Precinct Report

MI County

City of Midland Ward 4 Precinct 3

Registration & Turnout			1,428
Election Day MPR Turnout		329	23.04%
Manual Entry Election Day Turnout		0	0.00%
County Clerk Turnout		0	0.00%
	Total...	329	23.04%

REP - GOVERNOR			(Final)
Mike Bouchard		17	6.46%
Mike Cox		66	25.10%
Tom George		2	0.76%
Pete Hoekstra		48	18.25%
Rick Snyder		130	49.43%
	Total...	263	100.00%

REP - Rep in Congress 4th District			(Final)
Dave Camp		228	100.00%
	Total...	228	100.00%

REP - 36th State Senate District			(Final)
John Moolenaar		222	100.00%
	Total...	222	100.00%

REP - 98th State Representative District			(Final)
Jim Stamas		222	100.00%
	Total...	222	100.00%

REP - County Commissioner District 6			(Final)
James T. Bradley		197	100.00%
	Total...	197	100.00%

REP - City of Midland Delegate Ward 4 Precinct 3-Rep			(Final)
Stephan Ohsowski		189	100.00%
	Total...	189	100.00%

DEM - GOVERNOR			(Final)
Virg Bernero		38	63.33%
Andy Dillon		22	36.67%
	Total...	60	100.00%

DEM - Rep in Congress 4th District			(Final)
Jerry M. Campbell		47	100.00%
	Total...	47	100.00%

DEM - 36th State Senate District			(Final)
Andy Neumann		48	100.00%
	Total...	48	100.00%

Midland Co EMS Millage Renewal			(Final)
YES		241	83.97%
NO		46	16.03%
	Total...	287	100.00%

Midland Co Gypsy Moth Suppression			(Final)
YES		229	80.35%
NO		56	19.65%
	Total...	285	100.00%

Midland_August03_2010_E

August 3, 2010

Precinct Report

MI County

City of Midland Ward 4 Precinct 4

Registration & Turnout			1,283
Election Day MPR Turnout		306	23.85%
Manual Entry Election Day Turnout		0	0.00%
County Clerk Turnout		0	0.00%
	Total...	306	23.85%

REP - GOVERNOR		(Final)
Mike Bouchard	18	7.50%
Mike Cox	41	17.08%
Tom George	3	1.25%
Pete Hoekstra	48	20.00%
Rick Snyder	130	54.17%
Total...	240	100.00%

REP - Rep in Congress 4th District		(Final)
Dave Camp	214	100.00%
Total...	214	100.00%

REP - 36th State Senate District		(Final)
John Moolenaar	209	100.00%
Total...	209	100.00%

REP - 98th State Representative District		(Final)
Jim Stamas	206	100.00%
Total...	206	100.00%

REP - County Commissioner District 6		(Final)
James T. Bradley	198	100.00%
Total...	198	100.00%

REP - City of Midland Delegate Ward 4 Precinct 4-Rep		(Final)
Donald G. Deibert	99	17.68%
Jamie Domina	85	15.18%
Richard A. Enszer	135	24.11%
Ken Mault	138	24.64%
Christian Velasquez	103	18.39%
Total...	560	100.00%

DEM - GOVERNOR		(Final)
Virg Bernero	43	70.49%
Andy Dillon	18	29.51%
Total...	61	100.00%

DEM - Rep in Congress 4th District		(Final)
Jerry M. Campbell	47	100.00%
Total...	47	100.00%

DEM - 36th State Senate District		(Final)
Andy Neumann	48	100.00%
Total...	48	100.00%

DEM - City of Midland Delegate Ward 4 Precinct 4-Dem		(Final)
Doris L. Steiner	51	55.43%
Edwin Steiner	41	44.57%
Total...	92	100.00%

Midland Co EMS Millage Renewal		(Final)
YES	262	87.92%

City of Midland Ward 4 Precinct 4

Midland Co EMS Millage Renewal		(Final)
NO	36	12.08%
Total...	298	100.00%

Midland Co Gypsy Moth Suppression		(Final)
YES	250	84.18%
NO	47	15.82%
Total...	297	100.00%

Midland_August03_2010_E

August 3, 2010

Precinct Report

MI County

City of Midland Ward 4 Precinct 5

Registration & Turnout		1,723
Election Day MPR Turnout	314	18.22%
Manual Entry Election Day Turnout	0	0.00%
County Clerk Turnout	0	0.00%
Total...	314	18.22%

REP - GOVERNOR		(Final)
Mike Bouchard	22	8.49%
Mike Cox	48	18.53%
Tom George	1	0.39%
Pete Hoekstra	48	18.53%
Rick Snyder	140	54.05%
Total...	259	100.00%

REP - Rep in Congress 4th District		(Final)
Dave Camp	235	100.00%
Total...	235	100.00%

REP - 36th State Senate District		(Final)
John Moolenaar	234	100.00%
Total...	234	100.00%

REP - 98th State Representative District		(Final)
Jim Stamas	230	100.00%
Total...	230	100.00%

REP - County Commissioner District 6		(Final)
James T. Bradley	208	100.00%
Total...	208	100.00%

REP - City of Midland Delegate Ward 4 Precinct 5-Rep		(Final)
Scott I. Haines	184	40.71%
Matthew Alex Rapanos	122	26.99%
Fred Rolf	146	32.30%
Total...	452	100.00%

DEM - GOVERNOR		(Final)
Virg Bernero	37	71.15%
Andy Dillon	15	28.85%
Total...	52	100.00%

DEM - Rep in Congress 4th District		(Final)
Jerry M. Campbell	44	100.00%
Total...	44	100.00%

DEM - 36th State Senate District		(Final)
Andy Neumann	44	100.00%
Total...	44	100.00%

Midland Co EMS Millage Renewal		(Final)
YES	244	86.52%
NO	38	13.48%
Total...	282	100.00%

Midland Co Gypsy Moth Suppression		(Final)
YES	230	81.85%

City of Midland Ward 4 Precinct 5

Midland Co Gypsy Moth Suppression		(Final)
NO	51	18.15%
Total...	281	100.00%

Midland_August03_2010_E

August 3, 2010

Precinct Report

MI County

City of Midland Ward 5 Precinct 1

Registration & Turnout			1,292
Election Day MPR Turnout		284	21.98%
Manual Entry Election Day Turnout		0	0.00%
County Clerk Turnout		0	0.00%
	Total...	284	21.98%

REP - GOVERNOR		(Final)
Mike Bouchard	17	8.67%
Mike Cox	47	23.98%
Tom George	1	0.51%
Pete Hoekstra	29	14.80%
Rick Snyder	102	52.04%
Total...	196	100.00%

REP - Rep in Congress 4th District		(Final)
Dave Camp	170	100.00%
Total...	170	100.00%

REP - 36th State Senate District		(Final)
John Moolenaar	171	100.00%
Total...	171	100.00%

REP - 98th State Representative District		(Final)
Jim Stamas	172	100.00%
Total...	172	100.00%

REP - City of Midland Delegate Ward 5 Precinct 1-Rep		(Final)
Diane M. Bristol	129	52.23%
Adam D. Bruski	118	47.77%
Total...	247	100.00%

DEM - GOVERNOR		(Final)
Virg Bernero	66	76.74%
Andy Dillon	20	23.26%
Total...	86	100.00%

DEM - Rep in Congress 4th District		(Final)
Jerry M. Campbell	68	100.00%
Total...	68	100.00%

DEM - 36th State Senate District		(Final)
Andy Neumann	70	100.00%
Total...	70	100.00%

DEM - County Commissioner District 7		(Final)
Rose Marie McQuaid	76	100.00%
Total...	76	100.00%

DEM - City of Midland Delegate Ward 5 Precinct 1-Dem		(Final)
Joan M. Brausch	60	35.93%
Michael R. Burhans	54	32.34%
Mildred Dickson	53	31.74%
Total...	167	100.00%

Midland Co EMS Millage Renewal		(Final)
YES	237	89.77%

City of Midland Ward 5 Precinct 1

Midland Co EMS Millage Renewal		(Final)
NO	27	10.23%
Total...	264	100.00%

Midland Co Gypsy Moth Suppression		(Final)
YES	215	81.44%
NO	49	18.56%
Total...	264	100.00%

August 3, 2010
Precinct Report
MI County

City of Midland Ward 5 Precinct 2

Registration & Turnout			1,199
Election Day MPR Turnout		252	21.02%
Manual Entry Election Day Turnout		0	.0.00%
County Clerk Turnout		0	0.00%
	Total...	252	21.02%

REP - GOVERNOR			(Final)
Mike Bouchard		17	9.50%
Mike Cox		25	13.97%
Tom George		0	0.00%
Pete Hoekstra		42	23.46%
Rick Snyder		95	53.07%
	Total...	179	100.00%

REP - Rep in Congress 4th District			(Final)
Dave Camp		155	100.00%
	Total...	155	100.00%

REP - 36th State Senate District			(Final)
John Moolenaar		157	100.00%
	Total...	157	100.00%

REP - 98th State Representative District			(Final)
Jim Stamas		149	100.00%
	Total...	149	100.00%

REP - City of Midland Delegate Ward 5 Precinct 2-Rep			(Final)
Jon Greene		118	49.37%
Judy Greene		121	50.63%
	Total...	239	100.00%

DEM - GOVERNOR			(Final)
Virg Bernero		54	76.06%
Andy Dillon		17	23.94%
	Total...	71	100.00%

DEM - Rep in Congress 4th District			(Final)
Jerry M. Campbell		61	100.00%
	Total...	61	100.00%

DEM - 36th State Senate District			(Final)
Andy Neumann		60	100.00%
	Total...	60	100.00%

DEM - County-Commissioner District 7			(Final)
Rose Marie McQuaid		64	100.00%
	Total...	64	100.00%

Midland Co EMS Millage Renewal			(Final)
YES		198	86.46%
NO		31	13.54%
	Total...	229	100.00%

Midland Co Gypsy Moth Suppression			(Final)
YES		185	81.50%
NO		42	18.50%
	Total...	227	100.00%

Midland_August03_2010_E

August 3, 2010

Precinct Report

MI County

City of Midland Ward 5 Precinct 3

Registration & Turnout			1,324
Election Day MPR Turnout		329	24.85%
Manual Entry Election Day Turnout		0	0.00%
County Clerk Turnout		0	0.00%
	Total...	329	24.85%

REP - GOVERNOR			(Final)
Mike Bouchard		25	9.54%
Mike Cox		60	22.90%
Tom George		3	1.15%
Pete Hoekstra		57	21.76%
Rick Snyder		117	44.66%
	Total...	262	100.00%

REP - Rep in Congress 4th District			(Final)
Dave Camp		229	100.00%
	Total...	229	100.00%

REP - 36th State Senate District			(Final)
John Moolenaar		232	100.00%
	Total...	232	100.00%

REP - 98th State Representative District			(Final)
Jim Stamas		229	100.00%
	Total...	229	100.00%

REP - County Commissioner District 6			(Final)
James T. Bradley		205	100.00%
	Total...	205	100.00%

REP - City of Midland Delegate Ward 5 Precinct 3-Rep			(Final)
Eric A. Dorrien		169	53.99%
Michelle Swingle		144	46.01%
	Total...	313	100.00%

DEM - GOVERNOR			(Final)
Virg Bernero		44	67.69%
Andy Dillon		21	32.31%
	Total...	65	100.00%

DEM - Rep in Congress 4th District			(Final)
Jerry M. Campbell		57	100.00%
	Total...	57	100.00%

DEM - 36th State Senate District			(Final)
Andy Neumann		58	100.00%
	Total...	58	100.00%

Midland Co EMS Millage Renewal			(Final)
YES		278	89.10%
NO		34	10.90%
	Total...	312	100.00%

Midland Co Gypsy Moth Suppression			(Final)
YES		247	80.46%
NO		60	19.54%
	Total...	307	100.00%

Midland_August03_2010_E

August 3, 2010

Precinct Report

MI County

City of Midland Ward 5 Precinct 4

Registration & Turnout			1,315
Election Day MPR Turnout	307	23.35%	
Manual Entry Election Day Turnout	0	0.00%	
County Clerk Turnout	0	0.00%	
Total...	307	23.35%	

REP - GOVERNOR		(Final)
Mike Bouchard	13	5.51%
Mike Cox	53	22.46%
Tom George	6	2.54%
Pete Hoekstra	57	24.15%
Rick Snyder	107	45.34%
Total...	236	100.00%

REP - Rep in Congress 4th District		(Final)
Dave Camp	214	100.00%
Total...	214	100.00%

REP - 36th State Senate District		(Final)
John Moolenaar	215	100.00%
Total...	215	100.00%

REP - 98th State Representative District		(Final)
Jim Stamas	210	100.00%
Total...	210	100.00%

REP - County Commissioner District 6		(Final)
James T. Bradley	194	100.00%
Total...	194	100.00%

REP - City of Midland Delegate Ward 5 Precinct 4-Rep		(Final)
Gayle Hanna	152	26.21%
Dennis G. Starner	140	24.14%
Doreen F. Starner	142	24.48%
P. Richard Stoesser	146	25.17%
Total...	580	100.00%

DEM - GOVERNOR		(Final)
Virg Bernero	47	74.60%
Andy Dillon	16	25.40%
Total...	63	100.00%

DEM - Rep in Congress 4th District		(Final)
Jerry M. Campbell	49	100.00%
Total...	49	100.00%

DEM - 36th State Senate District		(Final)
Andy Neumann	50	100.00%
Total...	50	100.00%

DEM - City of Midland Delegate Ward 5 Precinct 4-Dem		(Final)
Richard Skochdopole	52	100.00%
Total...	52	100.00%

Midland Co EMS Millage Renewal		(Final)
YES	230	83.94%

City of Midland Ward 5 Precinct 4

Midland Co EMS Millage Renewal		(Final)
NO	44	16.06%
Total...	274	100.00%

Midland Co Gypsy Moth Suppression		(Final)
YES	205	75.65%
NO	66	24.35%
Total...	271	100.00%

Midland_August03_2010_E

August 3, 2010

Precinct Report

MI County

City of Midland Ward 5 Precinct 5

Registration & Turnout			1,381
Election Day MPR Turnout		363	26.29%
Manual Entry Election Day Turnout		0	0.00%
County Clerk Turnout		0	0.00%
	Total...	363	26.29%

REP - GOVERNOR			(Final)
Mike Bouchard		32	11.31%
Mike Cox		50	17.67%
Tom George		1	0.35%
Pete Hoekstra		65	22.97%
Rick Snyder		135	47.70%
	Total...	283	100.00%

REP - Rep in Congress 4th District			(Final)
Dave Camp		256	100.00%
	Total...	256	100.00%

REP - 36th State Senate District			(Final)
John Moolenaar		254	100.00%
	Total...	254	100.00%

REP - 98th State Representative District			(Final)
Jim Stamas		256	100.00%
	Total...	256	100.00%

REP - County Commissioner District 6			(Final)
James T. Bradley		242	100.00%
	Total...	242	100.00%

REP - City of Midland Delegate Ward 5 Precinct 5-Rep			(Final)
Jackie Medema		192	53.19%
Ridley Nimmo		169	46.81%
	Total...	361	100.00%

DEM - GOVERNOR			(Final)
Virg Bernero		53	67.95%
Andy Dillon		25	32.05%
	Total...	78	100.00%

DEM - Rep in Congress 4th District			(Final)
Jerry M. Campbell		64	100.00%
	Total...	64	100.00%

DEM - 36th State Senate District			(Final)
Andy Neumann		62	100.00%
	Total...	62	100.00%

Midland Co EMS Millage Renewal			(Final)
YES		295	86.01%
NO		48	13.99%
	Total...	343	100.00%

Midland Co Gypsy Moth Suppression			(Final)
YES		281	81.69%
NO		63	18.31%
	Total...	344	100.00%

Midland_August03_2010_E

August 3, 2010

Precinct Report

MI County

Edenville Township Precinct 1

Registration & Turnout			2,063
Election Day MPR Turnout		361	17.50%
Manual Entry Election Day Turnout		0	0.00%
County Clerk Turnout		0	0.00%
	Total...	361	17.50%

REP - GOVERNOR			(Final)
Mike Bouchard		20	7.02%
Mike Cox		68	23.86%
Tom George		1	0.35%
Pete Hoekstra		53	18.60%
Rick Snyder		143	50.18%
	Total...	285	100.00%

REP - Rep in Congress 4th District			(Final)
Dave Camp		246	100.00%
	Total...	246	100.00%

REP - 36th State Senate District			(Final)
John Moolenaar		234	100.00%
	Total...	234	100.00%

REP - 99th State Representative District			(Final)
Christine Alwood		136	50.94%
Kevin Cotter		131	49.06%
	Total...	267	100.00%

REP - Edenville Township Delegate Precinct 1-Rep			(Final)
Chuck Powell		167	39.67%
Jim Sperling		140	33.25%
Marge Sperling		114	27.08%
	Total...	421	100.00%

DEM - GOVERNOR			(Final)
Virg Bernero		47	70.15%
Andy Dillon		20	29.85%
	Total...	67	100.00%

DEM - Rep in Congress 4th District			(Final)
Jerry M. Campbell		57	100.00%
	Total...	57	100.00%

DEM - 36th State Senate District			(Final)
Andy Neumann		60	100.00%
	Total...	60	100.00%

DEM - 99th State Representative District			(Final)
Peter Gallinat		9	15.79%
Carl L. Hamann		15	26.32%
Toni Sessoms		33	57.89%
	Total...	57	100.00%

DEM - County Commissioner District 1			(Final)
Howard G. Schoenherr		58	100.00%
	Total...	58	100.00%

Midland Co EMS Millage Renewal			(Final)
YES		253	76.44%

Edenville Township Precinct 1

Midland Co EMS Millage Renewal			(Final)
NO		78	23.56%
	Total...	331	100.00%

Midland Co Gypsy Moth Suppression			(Final)
YES		226	68.90%
NO		102	31.10%
	Total...	328	100.00%

Midland_August03_2010_E

August 3, 2010

Precinct Report

MI County

Geneva Township Precinct 1

Registration & Turnout			792
Election Day MPR Turnout		156	19.70%
Manual Entry Election Day Turnout		0	0.00%
County Clerk Turnout		0	0.00%
	Total...	156	19.70%

REP - GOVERNOR			(Final)
Mike Bouchard		10	8.40%
Mike Cox		32	26.89%
Tom George		0	0.00%
Pete Hoekstra		10	8.40%
Rick Snyder		67	56.30%
	Total...	119	100.00%

REP - Rep in Congress 4th District			(Final)
Dave Camp		112	100.00%
	Total...	112	100.00%

REP - 36th State Senate District			(Final)
John Moolenaar		108	100.00%
	Total...	108	100.00%

REP - 99th State Representative District			(Final)
Christine Alwood		57	50.44%
Kevin Cotter		56	49.56%
	Total...	113	100.00%

DEM - GOVERNOR			(Final)
Virg Bernero		23	82.14%
Andy Dillon		5	17.86%
	Total...	28	100.00%

DEM - Rep in Congress 4th District			(Final)
Jerry M. Campbell		25	100.00%
	Total...	25	100.00%

DEM - 36th State Senate District			(Final)
Andy Neumann		25	100.00%
	Total...	25	100.00%

DEM - 99th State Representative District			(Final)
Peter Gallinat		5	21.74%
Carl L. Hamann		3	13.04%
Toni Sessoms		15	65.22%
	Total...	23	100.00%

DEM - County Commissioner District 1			(Final)
Howard G. Schoenherr		24	100.00%
	Total...	24	100.00%

DEM - Geneva Township Delegate Precinct 1-Dem			(Final)
Joseph P. Grabowski		25	100.00%
	Total...	25	100.00%

Midland Co EMS Millage Renewal			(Final)
YES		116	78.91%

Geneva Township Precinct 1

Midland Co EMS Millage Renewal			(Final)
NO		31	21.09%
	Total...	147	100.00%

Midland Co Gypsy Moth Suppression			(Final)
YES		95	64.19%
NO		53	35.81%
	Total...	148	100.00%

Midland_August03_2010_E

August 3, 2010

Precinct Report

MI County

Greendale Township Precinct 1

Registration & Turnout			1,341
Election Day MPR Turnout	192	14.32%	
Manual Entry Election Day Turnout	0	0.00%	
County Clerk Turnout	0	0.00%	
Total...	192	14.32%	

REP - GOVERNOR		(Final)
Mike Bouchard	19	11.45%
Mike Cox	54	32.53%
Tom George	0	0.00%
Pete Hoekstra	32	19.28%
Rick Snyder	61	36.75%
Total...	166	100.00%

REP - Rep in Congress 4th District		(Final)
Dave Camp	139	100.00%
Total...	139	100.00%

REP - 36th State Senate District		(Final)
John Moolenaar	125	100.00%
Total...	125	100.00%

REP - 99th State Representative District		(Final)
Christine Alwood	67	41.88%
Kevin Cotter	93	58.13%
Total...	160	100.00%

REP - County Commissioner District 3		(Final)
James Leigeb	134	100.00%
Total...	134	100.00%

DEM - GOVERNOR		(Final)
Virg Bernero	15	62.50%
Andy Dillon	9	37.50%
Total...	24	100.00%

DEM - Rep in Congress 4th District		(Final)
Jerry M. Campbell	21	100.00%
Total...	21	100.00%

DEM - 36th State Senate District		(Final)
Andy Neumann	21	100.00%
Total...	21	100.00%

DEM - 99th State Representative District		(Final)
Peter Gallinat	3	13.04%
Carl L. Hamann	6	26.09%
Toni Sessoms	14	60.87%
Total...	23	100.00%

Midland Co EMS Millage Renewal		(Final)
YES	130	73.86%
NO	46	26.14%
Total...	176	100.00%

Midland Co Gypsy Moth Suppression		(Final)
YES	128	72.73%

Greendale Township Precinct 1

Midland Co Gypsy Moth Suppression		(Final)
NO	48	27.27%
Total...	176	100.00%

Midland_August03_2010_E

August 3, 2010

Precinct Report

MI County

Homer Township Precinct 1

Registration & Turnout			1,004
Election Day MPR Turnout	203	20.22%	
Manual Entry Election Day Turnout	0	0.00%	
County Clerk Turnout	0	0.00%	
Total...	203	20.22%	

REP - GOVERNOR		(Final)
Mike Bouchard	7	4.43%
Mike Cox	46	29.11%
Tom George	1	0.63%
Pete Hoekstra	33	20.89%
Rick Snyder	71	44.94%
Total...	158	100.00%

REP - Rep in Congress 4th District		(Final)
Dave Camp	133	100.00%
Total...	133	100.00%

REP - 36th State Senate District		(Final)
John Moolenaar	134	100.00%
Total...	134	100.00%

REP - 98th State Representative District		(Final)
Jim Stamas	132	100.00%
Total...	132	100.00%

REP - County Commissioner District 3		(Final)
James Leigeb	121	100.00%
Total...	121	100.00%

REP - Homer Township Treasurer		(Final)
Stacey L. Thompson	64	45.39%
Sandra Turk	77	54.61%
Total...	141	100.00%

REP - Homer Township Delegate Precinct 1-Rep		(Final)
James Leigeb	107	60.45%
Kyle T. Nothstine	70	39.55%
Total...	177	100.00%

DEM - GOVERNOR		(Final)
Virg Bernero	27	71.05%
Andy Dillon	11	28.95%
Total...	38	100.00%

DEM - Rep in Congress 4th District		(Final)
Jerry M. Campbell	27	100.00%
Total...	27	100.00%

DEM - 36th State Senate District		(Final)
Andy Neumann	30	100.00%
Total...	30	100.00%

Midland Co EMS Millage Renewal		(Final)
YES	153	82.70%
NO	32	17.30%
Total...	185	100.00%

Homer Township Precinct 1

Midland Co Gypsy Moth Suppression		(Final)
YES	142	77.60%
NO	41	22.40%
Total...	183	100.00%

Midland_August03_2010_E

August 3, 2010

Precinct Report

MI County

Homer Township Precinct 2

Registration & Turnout			982
Election Day MPR Turnout		203	20.67%
Manual Entry Election Day Turnout		0	0.00%
County Clerk Turnout		0	0.00%
	Total...	203	20.67%

REP - GOVERNOR			(Final)
Mike Bouchard		22	12.79%
Mike Cox		46	26.74%
Tom George		0	0.00%
Pete Hoekstra		32	18.60%
Rick Snyder		72	41.86%
	Total...	172	100.00%

REP - Rep in Congress 4th District			(Final)
Dave Camp		153	100.00%
	Total...	153	100.00%

REP - 36th State Senate District			(Final)
John Moolenaar		148	100.00%
	Total...	148	100.00%

REP - 98th State Representative District			(Final)
Jim Stamas		147	100.00%
	Total...	147	100.00%

REP - County Commissioner District 2			(Final)
Mark Bone		133	100.00%
	Total...	133	100.00%

REP - Homer Township Treasurer			(Final)
Stacey L. Thompson		62	40.79%
Sandra Turk		90	59.21%
	Total...	152	100.00%

REP - Homer Township Delegate Precinct 2-Rep			(Final)
Julie K. Atkinson		109	27.88%
Fran Longsdorf		80	20.46%
Sue Moody		75	19.18%
Ryan Tarrant		72	18.41%
Sheril Tarrant		55	14.07%
	Total...	391	100.00%

DEM - GOVERNOR			(Final)
Virg Bernero		17	65.38%
Andy Dillon		9	34.62%
	Total...	26	100.00%

DEM - Rep in Congress 4th District			(Final)
Jerry M. Campbell		20	100.00%
	Total...	20	100.00%

DEM - 36th State Senate District			(Final)
Andy Neumann		20	100.00%
	Total...	20	100.00%

Homer Township Precinct 2

DEM - Homer Township Delegate Precinct 2-Dem			(Final)
Debra J. Reeves		20	100.00%
	Total...	20	100.00%

Midland Co EMS Millage Renewal			(Final)
YES		153	80.53%
NO		37	19.47%
	Total...	190	100.00%

Midland Co Gypsy Moth Suppression			(Final)
YES		149	79.68%
NO		38	20.32%
	Total...	187	100.00%

Midland_August03_2010_E

August 3, 2010

Precinct Report

MI County

Homer Township Precinct 3

Registration & Turnout			1,220
Election Day MPR Turnout		207	16.97%
Manual Entry Election Day Turnout		0	0.00%
County Clerk Turnout		0	0.00%
	Total...	207	16.97%

REP - GOVERNOR			(Final)
Mike Bouchard		12	7.27%
Mike Cox		34	20.61%
Tom George		3	1.82%
Pete Hoekstra		40	24.24%
Rick Snyder		76	46.06%
	Total...	165	100.00%

REP - Rep in Congress 4th District			(Final)
Dave Camp		139	100.00%
	Total...	139	100.00%

REP - 36th State Senate District			(Final)
John Moolenaar		137	100.00%
	Total...	137	100.00%

REP - 98th State Representative District			(Final)
Jim Stamas		138	100.00%
	Total...	138	100.00%

REP - County Commissioner District 3			(Final)
James Leigeb		136	100.00%
	Total...	136	100.00%

REP - Homer Township Treasurer			(Final)
Stacey L. Thompson		82	56.55%
Sandra Turk		63	43.45%
	Total...	145	100.00%

REP - Homer Township Delegate Precinct 3-Rep			(Final)
Scott Stephenson		129	100.00%
	Total...	129	100.00%

DEM - GOVERNOR			(Final)
Virg Bernero		23	65.71%
Andy Dillon		12	34.29%
	Total...	35	100.00%

DEM - Rep in Congress 4th District			(Final)
Jerry M. Campbell		31	100.00%
	Total...	31	100.00%

DEM - 36th State Senate District			(Final)
Andy Neumann		30	100.00%
	Total...	30	100.00%

DEM - Homer Township Delegate Precinct 3-Dem			(Final)
Connie Zorn		23	100.00%
	Total...	23	100.00%

Midland Co EMS Millage Renewal			(Final)
YES		158	81.03%

Homer Township Precinct 3

Midland Co EMS Millage Renewal			(Final)
NO		37	18.97%
	Total...	195	100.00%

Midland Co Gypsy Moth Suppression			(Final)
YES		136	69.74%
NO		59	30.26%
	Total...	195	100.00%

August 3, 2010
Precinct Report
MI County

Hope Township Precinct 1

Registration & Turnout			1,121
Election Day MPR Turnout		227	20.25%
Manual Entry Election Day Turnout		0	0.00%
County Clerk Turnout		0	0.00%
	Total...	227	20.25%

REP - GOVERNOR			(Final)
Mike Bouchard		16	8.94%
Mike Cox		44	24.58%
Tom George		2	1.12%
Pete Hoekstra		36	20.11%
Rick Snyder		81	45.25%
	Total...	179	100.00%

REP - Rep in Congress 4th District			(Final)
Dave Camp		154	100.00%
	Total...	154	100.00%

REP - 36th State Senate District			(Final)
John Moolenaar		145	100.00%
	Total...	145	100.00%

REP - 99th State Representative District			(Final)
Christine Alwood		61	35.47%
Kevin Cotter		111	64.53%
	Total...	172	100.00%

REP - County Commissioner District 2			(Final)
Mark Bone		137	100.00%
	Total...	137	100.00%

REP - Hope Township Park Commission			(Final)
Terry Chrivia		111	50.45%
Starla R. Jordan		109	49.55%
	Total...	220	100.00%

DEM - GOVERNOR			(Final)
Virg Bernero		26	55.32%
Andy Dillon		21	44.68%
	Total...	47	100.00%

DEM - Rep in Congress 4th District			(Final)
Jerry M. Campbell		41	100.00%
	Total...	41	100.00%

DEM - 36th State Senate District			(Final)
Andy Neumann		40	100.00%
	Total...	40	100.00%

DEM - 99th State Representative District			(Final)
Peter Gallinat		5	11.63%
Carl L. Hamann		12	27.91%
Toni Sessoms		26	60.47%
	Total...	43	100.00%

Hope Township Precinct 1

DEM - Hope Township Park Commission			(Final)
Larry J. Maxwell		40	100.00%
	Total...	40	100.00%

Midland Co EMS Millage Renewal			(Final)
YES		166	77.21%
NO		49	22.79%
	Total...	215	100.00%

Midland Co Gypsy Moth Suppression			(Final)
YES		149	69.30%
NO		66	30.70%
	Total...	215	100.00%

Midland_August03_2010_E

August 3, 2010

Precinct Report

MI County

Ingersoll Township Precinct 1

Registration & Turnout			1,288
Election Day MPR Turnout	249	19.33%	
Manual Entry Election Day Turnout	0	0.00%	
County Clerk Turnout	0	0.00%	
Total...	249	19.33%	

REP - GOVERNOR		(Final)
Mike Bouchard	21	10.29%
Mike Cox	53	25.98%
Tom George	0	0.00%
Pete Hoekstra	38	18.63%
Rick Snyder	92	45.10%
Total...	204	100.00%

REP - Rep in Congress 4th District		(Final)
Dave Camp	175	100.00%
Total...	175	100.00%

REP - 36th State Senate District		(Final)
John Moolenaar	175	100.00%
Total...	175	100.00%

REP - 98th State Representative District		(Final)
Jim Stamas	171	100.00%
Total...	171	100.00%

REP - County Commissioner District 4		(Final)
Rich Keenan	76	46.34%
Michael Allen Roberson	88	53.66%
Total...	164	100.00%

REP - Ingersoll Township Delegate Precinct 1-Rep		(Final)
Gary C. Meyer	92	21.75%
Barbara J. Shaffner	86	20.33%
Curtis R. Shaffner	118	27.90%
Charles Tabb	64	15.13%
Mary Ann Tabb	63	14.89%
Total...	423	100.00%

DEM - GOVERNOR		(Final)
Virg Bernero	27	71.05%
Andy Dillon	11	28.95%
Total...	38	100.00%

DEM - Rep in Congress 4th District		(Final)
Jerry M. Campbell	33	100.00%
Total...	33	100.00%

DEM - 36th State Senate District		(Final)
Andy Neumann	31	100.00%
Total...	31	100.00%

DEM - County Commissioner District 4		(Final)
Connie H. Glave	32	100.00%
Total...	32	100.00%

Midland Co EMS Millage Renewal		(Final)
YES	183	80.26%

Ingersoll Township Precinct 1

Midland Co EMS Millage Renewal		(Final)
NO	45	19.74%
Total...	228	100.00%

Midland Co Gypsy Moth Suppression		(Final)
YES	167	73.57%
NO	60	26.43%
Total...	227	100.00%

Hemlock Schools Operating Millage Renewal		(Final)
YES	0	0.00%
NO	0	0.00%
Total...	0	0.00%

Ingersoll Township Precinct 2

Registration & Turnout			853
Election Day MPR Turnout		190	22.27%
Manual Entry Election Day Turnout		0	0.00%
County Clerk Turnout		0	0.00%
	Total...	190	22.27%

REP - GOVERNOR			(Final)
Mike Bouchard		9	6.21%
Mike Cox		35	24.14%
Tom George		2	1.38%
Pete Hoekstra		34	23.45%
Rick Snyder		65	44.83%
	Total...	145	100.00%

REP - Rep in Congress 4th District			(Final)
Dave Camp		136	100.00%
	Total...	136	100.00%

REP - 36th State Senate District			(Final)
John Moolenaar		131	100.00%
	Total...	131	100.00%

REP - 98th State Representative District			(Final)
Jim Stamas		132	100.00%
	Total...	132	100.00%

REP - County Commissioner District 4			(Final)
Rich Keenan		63	48.46%
Michael Allen Roberson		67	51.54%
	Total...	130	100.00%

REP - Ingersoll Township Delegate Precinct 2-Rep			(Final)
Janis K. Falkenstein		112	51.85%
Leona Falkenstein		104	48.15%
	Total...	216	100.00%

DEM - GOVERNOR			(Final)
Virg Bernero		30	76.92%
Andy Dillon		9	23.08%
	Total...	39	100.00%

DEM - Rep in Congress 4th District			(Final)
Jerry M. Campbell		35	100.00%
	Total...	35	100.00%

DEM - 36th State Senate District			(Final)
Andy Neumann		35	100.00%
	Total...	35	100.00%

DEM - County Commissioner District 4			(Final)
Connie H. Glave		35	100.00%
	Total...	35	100.00%

Midland Co EMS Millage Renewal			(Final)
YES		137	76.97%
NO		41	23.03%
	Total...	178	100.00%

Ingersoll Township Precinct 2

Midland Co Gypsy Moth Suppression			(Final)
YES		132	73.74%
NO		47	26.26%
	Total...	179	100.00%

Freeland School Operating Millage Renewal			(Final)
YES		0	0.00%
NO		0	0.00%
	Total...	0	0.00%

Hemlock Schools Operating Millage Renewal			(Final)
YES		48	61.54%
NO		30	38.46%
	Total...	78	100.00%

Midland_August03_2010_E

August 3, 2010

Precinct Report

MI County

Jasper Township Precinct 1

Registration & Turnout			808
Election Day MPR Turnout		130	16.09%
Manual Entry Election Day Turnout		0	0.00%
County Clerk Turnout		0	0.00%
	Total...	130	16.09%

REP - GOVERNOR			(Final)
Mike Bouchard		12	11.21%
Mike Cox		39	36.45%
Tom George		0	0.00%
Pete Hoekstra		11	10.28%
Rick Snyder		45	42.06%
	Total...	107	100.00%

REP - Rep in Congress 4th District			(Final)
Dave Camp		92	100.00%
	Total...	92	100.00%

REP - 36th State Senate District			(Final)
John Moolenaar		81	100.00%
	Total...	81	100.00%

REP - 99th State Representative District			(Final)
Christine Alwood		41	40.59%
Kevin Cotter		60	59.41%
	Total...	101	100.00%

REP - County Commissioner District 3			(Final)
James Leigeb		80	100.00%
	Total...	80	100.00%

DEM - GOVERNOR			(Final)
Virg Bernero		15	75.00%
Andy Dillon		5	25.00%
	Total...	20	100.00%

DEM - Rep in Congress 4th District			(Final)
Jerry M. Campbell		18	100.00%
	Total...	18	100.00%

DEM - 36th State Senate District			(Final)
Andy Neumann		18	100.00%
	Total...	18	100.00%

DEM - 99th State Representative District			(Final)
Peter Gallinat		8	42.11%
Carl L. Hamann		3	15.79%
Toni Sessoms		8	42.11%
	Total...	19	100.00%

Midland Co EMS Millage Renewal			(Final)
YES		97	78.23%
NO		27	21.77%
	Total...	124	100.00%

Midland Co Gypsy Moth Suppression			(Final)
YES		92	73.60%
NO		33	26.40%
	Total...	125	100.00%

Jasper Township Precinct 1

Midland_August03_2010_E

August 3, 2010

Precinct Report

MI County

Jerome Township Precinct 1

Registration & Turnout			689
Election Day MPR Turnout		223	32.37%
Manual Entry Election Day Turnout		0	0.00%
County Clerk Turnout		0	0.00%
	Total...	223	32.37%

REP - GOVERNOR			(Final)
Mike Bouchard		20	12.58%
Mike Cox		37	23.27%
Tom George		1	0.63%
Pete Hoekstra		35	22.01%
Rick Snyder		66	41.51%
	Total...	159	100.00%

REP - Rep in Congress 4th District			(Final)
Dave Camp		145	100.00%
	Total...	145	100.00%

REP - 36th State Senate District			(Final)
John Moolenaar		140	100.00%
	Total...	140	100.00%

REP - 99th State Representative District			(Final)
Christine Alwood		69	45.39%
Kevin Cotter		83	54.61%
	Total...	152	100.00%

REP - Jerome Township Trustee			(Final)
Mark Wackerle		129	100.00%
	Total...	129	100.00%

REP - Jerome Township Delegate Precinct 1-Rep			(Final)
Linda J. Grant		131	100.00%
	Total...	131	100.00%

DEM - GOVERNOR			(Final)
Virg Bernero		28	57.14%
Andy Dillon		21	42.86%
	Total...	49	100.00%

DEM - Rep in Congress 4th District			(Final)
Jerry M. Campbell		35	100.00%
	Total...	35	100.00%

DEM - 36th State Senate District			(Final)
Andy Neumann		35	100.00%
	Total...	35	100.00%

DEM - 99th State Representative District			(Final)
Peter Gallinat		2	4.26%
Carl L. Hamann		25	53.19%
Toni Sessoms		20	42.55%
	Total...	47	100.00%

DEM - County Commissioner District 1			(Final)
Howard G. Schoenherr		39	100.00%
	Total...	39	100.00%

Jerome Township Precinct 1

DEM - Jerome Township Trustee			(Final)
Candy A. Turner		34	100.00%
	Total...	34	100.00%

Midland Co EMS Millage Renewal			(Final)
YES		154	71.63%
NO		61	28.37%
	Total...	215	100.00%

Midland Co Gypsy Moth Suppression			(Final)
YES		149	68.98%
NO		67	31.02%
	Total...	216	100.00%

Jerome Township Issuance of Bonds			(Final)
YES		71	32.87%
NO		145	67.13%
	Total...	216	100.00%

Midland_August03_2010_E

August 3, 2010

Precinct Report

MI County

Jerome Township Precinct 2

Registration & Turnout			1,184
Election Day MPR Turnout		409	34.54%
Manual Entry Election Day Turnout		0	0.00%
County Clerk Turnout		0	0.00%
	Total...	409	34.54%

REP - GOVERNOR			(Final)
Mike Bouchard		25	9.06%
Mike Cox		58	21.01%
Tom George		2	0.72%
Pete Hoekstra		49	17.75%
Rick Snyder		142	51.45%
	Total...	276	100.00%

REP - Rep in Congress 4th District			(Final)
Dave Camp		226	100.00%
	Total...	226	100.00%

REP - 36th State Senate District			(Final)
John Moolenaar		216	100.00%
	Total...	216	100.00%

REP - 99th State Representative District			(Final)
Christine Alwood		129	50.59%
Kevin Cotter		126	49.41%
	Total...	255	100.00%

REP - Jerome Township Trustee			(Final)
Mark Wackerle		200	100.00%
	Total...	200	100.00%

REP - Jerome Township Delegate Precinct 2-Rep			(Final)
Douglas D. Enos		198	100.00%
	Total...	196	100.00%

DEM - GOVERNOR			(Final)
Virg Bernero		69	62.73%
Andy Dillon		41	37.27%
	Total...	110	100.00%

DEM - Rep in Congress 4th District			(Final)
Jerry M. Campbell		87	100.00%
	Total...	87	100.00%

DEM - 36th State Senate District			(Final)
Andy Neumann		90	100.00%
	Total...	90	100.00%

DEM - 99th State Representative District			(Final)
Peter Gallinat		12	13.19%
Carl L. Hamann		21	23.08%
Toni Sessoms		58	63.74%
	Total...	91	100.00%

DEM - County Commissioner District 1			(Final)
Howard G. Schoenherr		88	100.00%
	Total...	88	100.00%

Jerome Township Precinct 2

DEM - Jerome Township Trustee			(Final)
Candy A. Turner		81	100.00%
	Total...	81	100.00%

Midland Co EMS Millage Renewal			(Final)
YES		315	78.65%
NO		86	21.45%
	Total...	401	100.00%

Midland Co Gypsy Moth Suppression			(Final)
YES		298	74.31%
NO		103	25.69%
	Total...	401	100.00%

Jerome Township Issuance of Bonds			(Final)
YES		140	34.74%
NO		263	65.26%
	Total...	403	100.00%

Jerome Township Precinct 3

Registration & Turnout			586
Election Day MPR Turnout		138	23.55%
Manual Entry Election Day Turnout		0	0.00%
County Clerk Turnout		0	0.00%
	Total...	138	23.55%

REP - GOVERNOR			(Final)
Mike Bouchard		12	11.88%
Mike Cox		20	19.80%
Tom George		1	0.99%
Pete Hoekstra		21	20.79%
Rick Snyder		47	46.53%
	Total...	101	100.00%

REP - Rep in Congress 4th District			(Final)
Dave Camp		91	100.00%
	Total...	91	100.00%

REP - 36th State Senate District			(Final)
John Moolenaar		88	100.00%
	Total...	88	100.00%

REP - 99th State Representative District			(Final)
Christine Alwood		42	44.21%
Kevin Cotter		53	55.79%
	Total...	95	100.00%

REP - Jerome Township Trustee			(Final)
Mark Wackerle		79	100.00%
	Total...	79	100.00%

REP - Jerome Township Delegate Precinct 3-Rep			(Final)
Cynthia Warrick		26	31.33%
Jan Woodruff		57	68.67%
	Total...	83	100.00%

DEM - GOVERNOR			(Final)
Virg Bernero		21	65.63%
Andy Dillon		11	34.38%
	Total...	32	100.00%

DEM - Rep in Congress 4th District			(Final)
Jerry M. Campbell		25	100.00%
	Total...	25	100.00%

DEM - 36th State Senate District			(Final)
Andy Neumann		26	100.00%
	Total...	26	100.00%

DEM - 99th State Representative District			(Final)
Peter Gallinat		5	15.63%
Carl L. Hamann		10	31.25%
Toni Sessoms		17	53.13%
	Total...	32	100.00%

Jerome Township Precinct 3

DEM - County Commissioner District 1			(Final)
Howard G. Schoenherr		27	100.00%
	Total...	27	100.00%

DEM - Jerome Township Trustee			(Final)
Candy A. Turner		26	100.00%
	Total...	26	100.00%

Midland Co EMS Millage Renewal			(Final)
YES		106	78.52%
NO		29	21.48%
	Total...	135	100.00%

Midland Co Gypsy Moth Suppression			(Final)
YES		99	72.79%
NO		37	27.21%
	Total...	136	100.00%

Jerome Township Issuance of Bonds			(Final)
YES		52	38.24%
NO		84	61.76%
	Total...	136	100.00%

Midland_August03_2010_E

August 3, 2010

Precinct Report

MI County

Jerome Township Precinct 4

Registration & Turnout			1,261
Election Day MPR Turnout		312	24.74%
Manual Entry Election Day Turnout		0	0.00%
County Clerk Turnout		0	0.00%
	Total...	312	24.74%

REP - GOVERNOR			(Final)
Mike Bouchard		21	9.38%
Mike Cox		66	29.46%
Tom George		1	0.45%
Pete Hoekstra		41	18.30%
Rick Snyder		95	42.41%
	Total...	224	100.00%

REP - Rep in Congress 4th District			(Final)
Dave Camp		187	100.00%
	Total...	187	100.00%

REP - 36th State Senate District			(Final)
John Moolenaar		187	100.00%
	Total...	187	100.00%

REP - 99th State Representative District			(Final)
Christine Alwood		109	54.77%
Kevin Cotter		90	45.23%
	Total...	199	100.00%

REP - Jerome Township Trustee			(Final)
Mark Wackerle		167	100.00%
	Total...	167	100.00%

REP - Jerome Township Delegate Precinct 4-Rep			(Final)
Laura Nyenhuis		151	100.00%
	Total...	151	100.00%

DEM - GOVERNOR			(Final)
Virg Bernero		39	58.21%
Andy Dillon		28	41.79%
	Total...	67	100.00%

DEM - Rep in Congress 4th District			(Final)
Jerry M. Campbell		62	100.00%
	Total...	62	100.00%

DEM - 36th State Senate District			(Final)
Andy Neumann		63	100.00%
	Total...	63	100.00%

DEM - 99th State Representative District			(Final)
Peter Gallinat		9	14.75%
Carl L. Hamann		25	40.98%
Toni Sessoms		27	44.26%
	Total...	61	100.00%

DEM - County Commissioner District 1			(Final)
Howard G. Schoenherr		58	100.00%
	Total...	58	100.00%

Jerome Township Precinct 4

DEM - Jerome Township Trustee			(Final)
Candy A. Turner		62	100.00%
	Total...	62	100.00%

Midland Co EMS Millage Renewal			(Final)
YES		216	72.48%
NO		82	27.52%
	Total...	298	100.00%

Midland Co Gypsy Moth Suppression			(Final)
YES		214	71.57%
NO		85	28.43%
	Total...	299	100.00%

Jerome Township Issuance of Bonds			(Final)
YES		111	36.75%
NO		191	63.25%
	Total...	302	100.00%

Midland_August03_2010_E

August 3, 2010

Precinct Report

MI County

Larkin Township Precinct 1

Registration & Turnout			1,440
Election Day MPR Turnout		290	20.14%
Manual Entry Election Day Turnout		0	0.00%
County Clerk Turnout		0	0.00%
	Total...	290	20.14%

REP - GOVERNOR			(Final)
Mike Bouchard		16	6.27%
Mike Cox		63	24.71%
Tom George		2	0.78%
Pete Hoekstra		61	23.92%
Rick Snyder		113	44.31%
	Total...	255	100.00%

REP - Rep in Congress 4th District			(Final)
Dave Camp		229	100.00%
	Total...	229	100.00%

REP - 36th State Senate District			(Final)
John Moolenaar		227	100.00%
	Total...	227	100.00%

REP - 99th State Representative District			(Final)
Christine Alwood		129	52.87%
Kevin Cotter		115	47.13%
	Total...	244	100.00%

REP - County Commissioner District 2			(Final)
Mark Bone		210	100.00%
	Total...	210	100.00%

REP - Larkin Township Delegate Precinct 1-Rep			(Final)
Gary L. Bennett		136	47.42%
Jim Humphrey		153	52.58%
	Total...	291	100.00%

DEM - GOVERNOR			(Final)
Virg Bernero		18	72.00%
Andy Dillon		7	28.00%
	Total...	25	100.00%

DEM - Rep in Congress 4th District			(Final)
Jerry M. Campbell		19	100.00%
	Total...	19	100.00%

DEM - 36th State Senate District			(Final)
Andy Neumann		19	100.00%
	Total...	19	100.00%

DEM - 99th State Representative District			(Final)
Peter Gallinat		3	13.04%
Carl L. Hamann		8	34.76%
Toni Sessoms		12	52.17%
	Total...	23	100.00%

Larkin Township Precinct 1

DEM - Larkin Township Delegate Precinct 1-Dem			(Final)
David Tanney		20	100.00%
	Total...	20	100.00%

Midland Co EMS Millage Renewal			(Final)
YES		200	75.19%
NO		66	24.81%
	Total...	266	100.00%

Midland Co Gypsy Moth Suppression			(Final)
YES		192	71.91%
NO		75	28.09%
	Total...	267	100.00%

Larkin Township Precinct 2

Registration & Turnout			1,355
Election Day MPR Turnout		311	22.95%
Manual Entry Election Day Turnout		0	0.00%
County Clerk Turnout		0	0.00%
	Total...	311	22.95%

REP - GOVERNOR		(Final)
Mike Bouchard	30	10.79%
Mike Cox	61	21.94%
Tom George	0	0.00%
Pete Hoekstra	50	17.99%
Rick Snyder	137	49.28%
Total...	278	100.00%

REP - Rep in Congress 4th District		(Final)
Dave Camp	247	100.00%
Total...	247	100.00%

REP - 36th State Senate District		(Final)
John Moolenaar	247	100.00%
Total...	247	100.00%

REP - 99th State Representative District		(Final)
Christine Alwood	148	55.85%
Kevin Cotter	117	44.15%
Total...	265	100.00%

REP - County Commissioner District 2		(Final)
Mark Bone	217	100.00%
Total...	217	100.00%

REP - Larkin Township Delegate Precinct 2-Rep		(Final)
Melissa J. Anderson	150	25.04%
Brett Birchmeier	142	23.71%
Mark Bone	162	27.05%
Kimberly S. Walden	145	24.21%
Total...	599	100.00%

DEM - GOVERNOR		(Final)
Virg Bernero	20	71.43%
Andy Dillon	8	28.57%
Total...	28	100.00%

DEM - Rep in Congress 4th District		(Final)
Jerry M. Campbell	22	100.00%
Total...	22	100.00%

DEM - 36th State Senate District		(Final)
Andy Neumann	22	100.00%
Total...	22	100.00%

DEM - 99th State Representative District		(Final)
Peter Gallinat	1	4.17%
Carl L. Hamann	5	20.83%
Toni Sessoms	18	75.00%
Total...	24	100.00%

Larkin Township Precinct 2

Midland Co EMS Millage Renewal			(Final)
YES		239	85.97%
NO		39	14.03%
	Total...	278	100.00%

Midland Co Gypsy Moth Suppression			(Final)
YES		219	79.06%
NO		58	20.94%
	Total...	277	100.00%

Midland_August03_2010_E

August 3, 2010

Precinct Report

MI County

Larkin Township Precinct 3

Registration & Turnout			1,062
Election Day MPR Turnout	243	22.88%	
Manual Entry Election Day Turnout	0	0.00%	
County Clerk Turnout	0	0.00%	
Total...	243	22.88%	

REP - GOVERNOR		(Final)
Mike Bouchard	10	4.67%
Mike Cox	34	15.89%
Tom George	1	0.47%
Pete Hoekstra	55	25.70%
Rick Snyder	114	53.27%
Total...	214	100.00%

REP - Rep in Congress 4th District		(Final)
Dave Camp	188	100.00%
Total...	188	100.00%

REP - 36th State Senate District		(Final)
John Moolenaar	188	100.00%
Total...	188	100.00%

REP - 99th State Representative District		(Final)
Christine Alwood	107	52.20%
Kevin Cotter	98	47.80%
Total...	205	100.00%

REP - County Commissioner District 2		(Final)
Mark Bone	173	100.00%
Total...	173	100.00%

REP - Larkin Township Delegate Precinct 3-Rep		(Final)
Cheryl Duncan	145	49.83%
Jim Duncan	146	50.17%
Total...	291	100.00%

DEM - GOVERNOR		(Final)
Virg Bernero	20	71.43%
Andy Dillon	8	28.57%
Total...	28	100.00%

DEM - Rep in Congress 4th District		(Final)
Jerry M. Campbell	27	100.00%
Total...	27	100.00%

DEM - 36th State Senate District		(Final)
Andy Neumann	27	100.00%
Total...	27	100.00%

DEM - 99th State Representative District		(Final)
Peter Gallinat	3	12.50%
Carl L. Hamann	6	25.00%
Toni Sessoms	15	62.50%
Total...	24	100.00%

Midland Co EMS Millage Renewal		(Final)
YES	194	83.26%

Larkin Township Precinct 3

Midland Co EMS Millage Renewal		(Final)
NO	39	16.74%
Total...	233	100.00%

Midland Co Gypsy Moth Suppression		(Final)
YES	190	82.61%
NO	40	17.39%
Total...	230	100.00%

Midland_August03_2010_E

August 3, 2010

Precinct Report

MI County

Lee Township Precinct 1

Registration & Turnout			2,174
Election Day MPR Turnout		200	9.20%
Manual Entry Election Day Turnout		0	0.00%
County Clerk Turnout		0	0.00%
	Total...	200	9.20%

REP - GOVERNOR			(Final)
Mike Bouchard		9	5.56%
Mike Cox		42	25.93%
Tom George		0	0.00%
Pete Hoekstra		48	29.63%
Rick Snyder		63	38.89%
	Total...	162	100.00%

REP - Rep in Congress 4th District			(Final)
Dave Camp		137	100.00%
	Total...	137	100.00%

REP - 36th State Senate District			(Final)
John Moolenaar		139	100.00%
	Total...	139	100.00%

REP - 99th State Representative District			(Final)
Christine Alwood		85	54.84%
Kevin Cotter		70	45.16%
	Total...	155	100.00%

REP - County Commissioner District 3			(Final)
James Leigeb		135	100.00%
	Total...	135	100.00%

DEM - GOVERNOR			(Final)
Virg Bernero		28	75.68%
Andy Dillon		9	24.32%
	Total...	37	100.00%

DEM - Rep in Congress 4th District			(Final)
Jerry M. Campbell		31	100.00%
	Total...	31	100.00%

DEM - 36th State Senate District			(Final)
Andy Neumann		31	100.00%
	Total...	31	100.00%

DEM - 99th State Representative District			(Final)
Peter Gallinat		5	14.71%
Carl L. Hamann		6	17.65%
Toni Sessoms		23	67.65%
	Total...	34	100.00%

Midland Co EMS Millage Renewal			(Final)
YES		138	76.67%
NO		42	23.33%
	Total...	180	100.00%

Midland Co Gypsy Moth Suppression			(Final)
YES		127	70.95%

Lee Township Precinct 1

Midland Co Gypsy Moth Suppression			(Final)
NO		52	29.05%
	Total...	179	100.00%

Midland_August03_2010_E

August 3, 2010

Precinct Report

MI County

Lee Township Precinct 2

Registration & Turnout			1,722
Election Day MPR Turnout		213	12.37%
Manual Entry Election Day Turnout		0	0.00%
County Clerk Turnout		0	0.00%
	Total...	213	12.37%

REP - GOVERNOR			(Final)
Mike Bouchard		15	8.43%
Mike Cox		49	27.53%
Tom George		2	1.12%
Pete Hoekstra		37	20.79%
Rick Snyder		75	42.13%
	Total...	178	100.00%

REP - Rep in Congress 4th District			(Final)
Dave Camp		157	100.00%
	Total...	157	100.00%

REP - 36th State Senate District			(Final)
John Moolenaar		156	100.00%
	Total...	156	100.00%

REP - 99th State Representative District			(Final)
Christine Alwood		87	53.05%
Kevin Cotter		77	46.95%
	Total...	164	100.00%

REP - County Commissioner District 3			(Final)
James Leigeb		143	100.00%
	Total...	143	100.00%

DEM - GOVERNOR			(Final)
Virg Bernero		27	77.14%
Andy Dillon		8	22.86%
	Total...	35	100.00%

DEM - Rep in Congress 4th District			(Final)
Jerry M. Campbell		28	100.00%
	Total...	28	100.00%

DEM - 36th State Senate District			(Final)
Andy Neumann		29	100.00%
	Total...	29	100.00%

DEM - 99th State Representative District			(Final)
Peter Gallinat		7	24.14%
Carl L. Hamann		10	34.48%
Toni Sessoms		12	41.38%
	Total...	29	100.00%

Midland Co EMS Millage Renewal			(Final)
YES		149	74.50%
NO		51	25.50%
	Total...	200	100.00%

Midland Co Gypsy Moth Suppression			(Final)
YES		144	72.00%

Lee Township Precinct 2

Midland Co Gypsy Moth Suppression			(Final)
NO		56	28.00%
	Total...	200	100.00%

Midland_August03_2010_E

August 3, 2010

Precinct Report

MI County

Lincoln Township Precinct 1

Registration & Turnout			1,943
Election Day MPR Turnout		391	20.12%
Manual Entry Election Day Turnout		0	0.00%
County Clerk Turnout		0	0.00%
	Total...	391	20.12%

REP - GOVERNOR		(Final)
Mike Bouchard	39	12.38%
Mike Cox	74	23.49%
Tom George	2	0.63%
Pete Hoekstra	50	15.87%
Rick Snyder	150	47.62%
Total...	315	100.00%

REP - Rep in Congress 4th District		(Final)
Dave Camp	276	100.00%
Total...	276	100.00%

REP - 36th State Senate District		(Final)
John Moolenaar	272	100.00%
Total...	272	100.00%

REP - 99th State Representative District		(Final)
Christine Alwood	120	39.87%
Kevin Cotter	181	60.13%
Total...	301	100.00%

REP - County Commissioner District 2		(Final)
Mark Bone	269	100.00%
Total...	269	100.00%

REP - Lincoln Township Delegate Precinct 1-Rep		(Final)
Phyllis Owens	248	100.00%
Total...	248	100.00%

DEM - GOVERNOR		(Final)
Virg Bernero	59	80.82%
Andy Dillon	14	19.18%
Total...	73	100.00%

DEM - Rep in Congress 4th District		(Final)
Jerry M. Campbell	56	100.00%
Total...	56	100.00%

DEM - 36th State Senate District		(Final)
Andy Neumann	57	100.00%
Total...	57	100.00%

DEM - 99th State Representative District		(Final)
Peter Gallinat	7	11.29%
Carl L. Hamann	11	17.74%
Toni Sessoms	44	70.97%
Total...	62	100.00%

Midland Co EMS Millage Renewal		(Final)
YES	293	80.27%

Lincoln Township Precinct 1

Midland Co EMS Millage Renewal			(Final)
NO		72	19.73%
	Total...	365	100.00%

Midland Co Gypsy Moth Suppression			(Final)
YES		277	76.31%
NO		86	23.69%
	Total...	363	100.00%

Midland_August03_2010_E

August 3, 2010

Precinct Report

MI County

Midland Township Precinct 1

Registration & Turnout			1,888
Election Day MPR Turnout		364	19.28%
Manual Entry Election Day Turnout		0	0.00%
County Clerk Turnout		0	0.00%
	Total...	364	19.28%

REP - GOVERNOR			(Final)
Mike Bouchard		29	9.76%
Mike Cox		72	24.24%
Tom George		2	0.67%
Pete Hoekstra		66	22.22%
Rick Snyder		128	43.10%
	Total...	297	100.00%

REP - Rep in Congress 4th District			(Final)
Dave Camp		268	100.00%
	Total...	268	100.00%

REP - 36th State Senate District			(Final)
John Moolenaar		262	100.00%
	Total...	262	100.00%

REP - 98th State Representative District			(Final)
Jim Stamas		262	100.00%
	Total...	262	100.00%

REP - County Commissioner District 4			(Final)
Rich Keenan		102	44.74%
Michael Allen Roberson		126	55.26%
	Total...	228	100.00%

REP - Midland Township Delegate Precinct 1-Rep			(Final)
Patricia A. Hartnagle		172	24.61%
Jim Stamas		242	34.62%
Carolyn M. Wegener		143	20.46%
William E. Wegener		142	20.31%
	Total...	699	100.00%

DEM - GOVERNOR			(Final)
Virg Bernero		36	58.46%
Andy Dillon		27	41.54%
	Total...	65	100.00%

DEM - Rep in Congress 4th District			(Final)
Jerry M. Campbell		56	100.00%
	Total...	56	100.00%

DEM - 36th State Senate District			(Final)
Andy Neumann		59	100.00%
	Total...	59	100.00%

DEM - County Commissioner District 4			(Final)
Connie H. Glave		56	100.00%
	Total...	56	100.00%

Midland Township Precinct 1

DEM - Midland Township Delegate Precinct 1-Dem			(Final)
Frederick Westphal		57	100.00%
	Total...	57	100.00%

Midland Co EMS Millage Renewal			(Final)
YES		291	84.10%
NO		55	15.90%
	Total...	346	100.00%

Midland Co Gypsy Moth Suppression			(Final)
YES		262	75.72%
NO		84	24.28%
	Total...	346	100.00%

Midland_August03_2010_E

August 3, 2010

Precinct Report

MI County

Mills Township Precinct 1

Registration & Turnout			1,429
Election Day MPR Turnout		328	22.95%
Manual Entry Election Day Turnout		0	0.00%
County Clerk Turnout		0	0.00%
	Total...	328	22.95%

REP - GOVERNOR			(Final)
Mike Bouchard		23	10.31%
Mike Cox		69	30.94%
Tom George		6	2.69%
Pete Hoekstra		38	17.04%
Rick Snyder		87	39.01%
	Total...	223	100.00%

REP - Rep in Congress 4th District			(Final)
Dave Camp		195	100.00%
	Total...	195	100.00%

REP - 36th State Senate District			(Final)
John Moolenaar		187	100.00%
	Total...	187	100.00%

REP - 99th State Representative District			(Final)
Christine Alwood		93	43.66%
Kevin Cotter		120	56.34%
	Total...	213	100.00%

REP - County Commissioner District 2			(Final)
Mark Bone		177	100.00%
	Total...	177	100.00%

REP - Mills Township Delegate Precinct 1-Rep			(Final)
Kevin D. Cuthbertson		110	46.81%
Myron Greene		125	53.19%
	Total...	235	100.00%

DEM - GOVERNOR			(Final)
Virg Bernero		60	65.22%
Andy Dillon		32	34.78%
	Total...	92	100.00%

DEM - Rep in Congress 4th District			(Final)
Jerry M. Campbell		69	100.00%
	Total...	69	100.00%

DEM - 36th State Senate District			(Final)
Andy Neumann		69	100.00%
	Total...	69	100.00%

DEM - 99th State Representative District			(Final)
Peter Gallinat		9	10.98%
Carl L. Hamann		18	21.95%
Toni Sessoms		55	67.07%
	Total...	82	100.00%

Midland Co EMS Millage Renewal			(Final)
YES		232	75.82%

Mills Township Precinct 1

Midland Co EMS Millage Renewal			(Final)
NO		74	24.18%
	Total...	306	100.00%

Midland Co Gypsy Moth Suppression			(Final)
YES		202	66.01%
NO		104	33.99%
	Total...	306	100.00%

Midland_August03_2010_E

August 3, 2010

Precinct Report

MI County

Mt. Haley Township Precinct 1

Registration & Turnout			1,273
Election Day MPR Turnout	236	18.54%	
Manual Entry Election Day Turnout	0	0.00%	
County Clerk Turnout	0	0.00%	
Total...	236	18.54%	

REP - GOVERNOR		(Final)
Mike Bouchard	20	10.70%
Mike Cox	35	18.72%
Tom George	4	2.14%
Pete Hoekstra	39	20.86%
Rick Snyder	89	47.59%
Total...	187	100.00%

REP - Rep in Congress 4th District		(Final)
Dave Camp	167	100.00%
Total...	167	100.00%

REP - 36th State Senate District		(Final)
John Moolenaar	166	100.00%
Total...	166	100.00%

REP - 98th State Representative District		(Final)
Jim Stamas	166	100.00%
Total...	166	100.00%

REP - County Commissioner District 4		(Final)
Rich Keenan	120	70.18%
Michael Allen Roberson	51	29.82%
Total...	171	100.00%

REP - Mt. Haley Delegate Township Precinct 1-Rep		(Final)
Larry Breasbois	126	38.65%
Jamie Hazen	93	28.53%
Rich Keenan	107	32.82%
Total...	326	100.00%

DEM - GOVERNOR		(Final)
Virg Bernero	33	75.00%
Andy Dillon	11	25.00%
Total...	44	100.00%

DEM - Rep in Congress 4th District		(Final)
Jerry M. Campbell	34	100.00%
Total...	34	100.00%

DEM - 36th State Senate District		(Final)
Andy Neumann	34	100.00%
Total...	34	100.00%

DEM - County Commissioner District 4		(Final)
Connie H. Glave	31	100.00%
Total...	31	100.00%

DEM - Mt. Haley Delegate Township Precinct 1-Dem		(Final)
Connie H. Glave	31	100.00%
Total...	31	100.00%

Mt. Haley Township Precinct 1

Midland Co EMS Millage Renewal		(Final)
YES	184	82.51%
NO	39	17.49%
Total...	223	100.00%

Midland Co Gypsy Moth Suppression		(Final)
YES	173	77.93%
NO	49	22.07%
Total...	222	100.00%

Midland_August03_2010_E

August 3, 2010

Precinct Report

MI County

Porter Township Precinct 1

Registration & Turnout			946
Election Day MPR Turnout		153	16.17%
Manual Entry Election Day Turnout		0	0.00%
County Clerk Turnout		0	0.00%
	Total...	153	16.17%

REP - GOVERNOR			(Final)
Mike Bouchard		6	4.65%
Mike Cox		47	36.43%
Tom George		0	0.00%
Pete Hoekstra		16	12.40%
Rick Snyder		60	46.51%
	Total...	129	100.00%

REP - Rep in Congress 4th District			(Final)
Dave Camp		113	100.00%
	Total...	113	100.00%

REP - 36th State Senate District			(Final)
John Moolenaar		105	100.00%
	Total...	105	100.00%

REP - 99th State Representative District			(Final)
Christine Alwood		66	55.46%
Kevin Cotter		53	44.54%
	Total...	119	100.00%

REP - County Commissioner District 3			(Final)
James Leigeb		105	100.00%
	Total...	105	100.00%

REP - Porter Township Delegate Township Precinct 1-Rep			(Final)
Richard Corbat		109	100.00%
	Total...	109	100.00%

DEM - GOVERNOR			(Final)
Virg Bernero		17	70.83%
Andy Dillon		7	29.17%
	Total...	24	100.00%

DEM - Rep in Congress 4th District			(Final)
Jerry M. Campbell		19	100.00%
	Total...	19	100.00%

DEM - 36th State Senate District			(Final)
Andy Neumann		18	100.00%
	Total...	18	100.00%

DEM - 99th State Representative District			(Final)
Peter Gallinat		4	21.05%
Carl L. Hamann		7	36.84%
Toni Sessoms		8	42.11%
	Total...	19	100.00%

Midland Co EMS Millage Renewal			(Final)
YES		105	70.47%

Porter Township Precinct 1

Midland Co EMS Millage Renewal			(Final)
NO		44	29.53%
	Total...	149	100.00%

Midland Co Gypsy Moth Suppression			(Final)
YES		101	68.24%
NO		47	31.76%
	Total...	148	100.00%

Porter Township Road Millage Renewal			(Final)
YES		100	66.67%
NO		50	33.33%
	Total...	150	100.00%

Midland_August03_2010_E

August 3, 2010

Precinct Report

MI County

Warren Township Precinct 1

Registration & Turnout			1,580
Election Day MPR Turnout		248	15.70%
Manual Entry Election Day Turnout		0	0.00%
County Clerk Turnout		0	0.00%
	Total...	248	15.70%

REP - GOVERNOR			(Final)
Mike Bouchard		12	6.35%
Mike Cox		49	25.93%
Tom George		3	1.59%
Pete Hoekstra		31	16.40%
Rick Snyder		94	49.74%
	Total...	189	100.00%

REP - Rep in Congress 4th District			(Final)
Dave Camp		166	100.00%
	Total...	166	100.00%

REP - 36th State Senate District			(Final)
John Moolenaar		149	100.00%
	Total...	149	100.00%

REP - 99th State Representative District			(Final)
Christine Alwood		82	47.40%
Kevin Cotter		91	52.60%
	Total...	173	100.00%

REP - Warren Township Delegate Precinct 1-Rep			(Final)
Corbin Killam		78	31.58%
Mark Klein		92	37.25%
John Edson Porter		77	31.17%
	Total...	247	100.00%

DEM - GOVERNOR			(Final)
Virg Bernero		41	73.21%
Andy Dillon		15	26.79%
	Total...	56	100.00%

DEM - Rep in Congress 4th District			(Final)
Jerry M. Campbell		47	100.00%
	Total...	47	100.00%

DEM - 36th State Senate District			(Final)
Andy Neumann		47	100.00%
	Total...	47	100.00%

DEM - 99th State Representative District			(Final)
Peter Gallinat		12	23.08%
Carl L. Hamann		19	36.54%
Toni Sessoms		21	40.38%
	Total...	52	100.00%

DEM - County Commissioner District 1			(Final)
Howard G. Schoenherr		45	100.00%
	Total...	45	100.00%

Warren Township Precinct 1

DEM - Warren Township Delegate Precinct 1-Dem			(Final)
Richard A. McInerney		47	100.00%
	Total...	47	100.00%

Midland Co EMS Millage Renewal			(Final)
YES		179	78.51%
NO		49	21.49%
	Total...	228	100.00%

Midland Co Gypsy Moth Suppression			(Final)
YES		155	68.28%
NO		72	31.72%
	Total...	227	100.00%

Midland_August03_2010_E

August 3, 2010

Precinct Report

MI County

City of Coleman

Registration & Turnout			949
Election Day MPR Turnout		105	11.06%
Manual Entry Election Day Turnout		0	0.00%
County Clerk Turnout		0	0.00%
	Total...	105	11.06%

REP - GOVERNOR			(Final)
Mike Bouchard		12	14.29%
Mike Cox		26	30.95%
Tom George		1	1.19%
Pete Hoekstra		21	25.00%
Rick Snyder		24	28.57%
	Total...	84	100.00%

REP - Rep in Congress 4th District			(Final)
Dave Camp		79	100.00%
	Total...	79	100.00%

REP - 36th State Senate District			(Final)
John Moolenaar		76	100.00%
	Total...	76	100.00%

REP - 99th State Representative District			(Final)
Christine Alwood		49	62.03%
Kevin Cotter		30	37.97%
	Total...	79	100.00%

DEM - GOVERNOR			(Final)
Virg Bernero		8	53.33%
Andy Dillon		7	46.67%
	Total...	15	100.00%

DEM - Rep in Congress 4th District			(Final)
Jerry M. Campbell		13	100.00%
	Total...	13	100.00%

DEM - 36th State Senate District			(Final)
Andy Neumann		13	100.00%
	Total...	13	100.00%

DEM - 99th State Representative District			(Final)
Peter Gallinat		0	0.00%
Carl L. Hamann		2	16.67%
Toni Sessoms		10	83.33%
	Total...	12	100.00%

DEM - County Commissioner District 1			(Final)
Howard G. Schoenherr		14	100.00%
	Total...	14	100.00%

Midland Co EMS Millage Renewal			(Final)
YES		78	83.87%
NO		15	16.13%
	Total...	93	100.00%

Midland Co Gypsy Moth Suppression			(Final)
YES		69	74.19%

City of Coleman

Midland Co Gypsy Moth Suppression			(Final)
NO		24	25.81%
	Total...	93	100.00%

AUGUST 3, 2010
PRIMARY ELECTION
MISSAUKEE COUNTY
CANVASSERS
STATEMENT OF VOTES

The Missaukee County Canvass Board Does hereby determine:

Poll Book Totals were 3,192 which was 30% of the 10,668 Registered Voters.

That the following OFFICIALS were nominated or defeated as indicated below:

Governor

Mike Bouchard, Republican received One hundred sixty
(160) Votes.

Mike Cox, Republican received Seven hundred eighty-seven
(787) Votes.

Tom George, Republican received Nineteen
(19) Votes.

Pete Hoekstra, Republican received Eight hundred forty-six
(846) Votes.

Rick Snyder, Republican received Eight hundred fifty-three
(853) Votes.

Virg Bernero, received Two hundred+eight
(208) Votes.

Andy Dillon, received One hundred + ninety-two
(192) Votes.

Rick Snyder having received the most votes for the Republican Party was declared nominated as candidate to the position of **Governor.**

Virg Bernero having received the most votes for the Democratic Party was declared nominated as candidate to the position of **Governor.**

Representative in Congress – 4th District

Dave Camp-Republican received Two thousand three hundred + Seventy-six
(2,376) Votes.

Jerry M. Campbell-Democrat received Three hundred + forty
(340) Votes.

Dave Camp having received the most votes for the Republican Party was declared nominated as candidate to the position of **District 4 Representative in Congress.**

Jerry M. Campbell having received the most votes for the Democratic Party was

declared nominated as candidate to the position of **District 4 Representative in Congress.**

State Senator – 35th District

Darwin L. Booher, Republican received Eight hundred eighty-three
(883) Votes.

Kevin Davis, Republican received Two hundred thirty-seven
(237) Votes.

Gary A. Finstrom, Republican received One thousand four hundred + twelve
(1,412) Votes.

Roger Dunigan, Democrat received Two hundred forty-six
(246) Votes.

Geroge E. Huffman III, Democrat received Ninety-four
(94) Votes.

Gary A. Finstrom having received the most votes for the Republican Party was declared nominated as candidate to the position of **35th District State Senator.**

Roger Dunigan having received the most votes for the Democratic Party was declared nominated as candidate to the position of **35th District State Senator**

Representative in State Legislature – 103rd District

Phil Bendily, Republican received Twenty-nine
(29) Votes.

Larry Boyce, Republican received One hundred sixty-six
(166) Votes.

Tony Gojcaj, Republican received Fifty-two
(52) Votes.

Bruce Rendon, Republican received One thousand seven hundred eighty-eight
(1,788) Votes.

David Ryan, Republican received One hundred seventy-five
(175) Votes.

Susan Vick, Republican received Two hundred sixty-three
(263) Votes.

Charles Webb, Republican received Twenty-nine
(29) Votes.

Frank T. Izworski, Democrat received Thirty-three
(33) Votes.

Van Sheltrown, Democrat received Two hundred sixty Three
(263) Votes.

Randy Surline, Democrat received Eighty-one
(81) Votes.

Bruce Rendon having received the most votes for the Republican Party was declared nominated as candidate to the position of **District 103rd State Representative.**

Dan Sheltrown having received the most votes for the Democratic Party was declared nominated as candidate to the position of **District 103rd State Representative.**

Missaukee County Road Commissioner

No Candidate-Republican received _____
( ) Votes.

No Candidate-Democrat received _____ ( )Votes.

Write-In Candidate Jack McGee, Republican received One hundred thirty
(130) Votes

Jack McGee having received the most votes for the Republican Party was declared nominated as candidate to the position of **Road Commissioner.**

_____ having received the most votes for the Democratic Party was declared nominated as candidate to the position of **Road Commissioner.**

Missaukee County Commissioner
District 1

Lan Bridson-Republican received Two hundred ninety-four
(294)Votes.

No Candidate-Democrat received _____ ( ) Votes.

_____ having received the most votes for the Republican Party was declared nominated as candidate to the position of **District #1 Commissioner.**

_____ having received the most votes for the Democratic Party was declared nominated as candidate to the position of **District #1 Commissioner.**

Missaukee County Commissioner
District 2

Frank Vanderwal-Republican received Two hundred twenty-six
(226) Votes.

Richard Renner-Democrat received Sixty-four
(64)Votes.

Frank Vanderwal having received the most votes for the Republican Party was declared nominated as candidate to the position of **District #2 Commissioner.**

Richard Renner having received the most votes for the Democratic Party was declared nominated as candidate to the position of **District #2 Commissioner**

Missaukee County Commissioner
District 3

Jennifer Elmquist, Republican received One hundred fifty-seven
(157)Votes

Bernice Voogelaar, Republican received One hundred + seven
(107)Votes

No Candidate Filed, Democrat received _____( ) Votes.

Jennifer Elmquist having received the most votes for the Republican Party was declared nominated as candidate to the position of **District #3 Commissioner.**

_____ having received the most votes for the Democratic Party was declared nominated as candidate to the position of **District #3 Commissioner.**

Missaukee County Commissioner
District 4

Susan Rogers-Republican received Three hundred twenty-six
(326) Votes.

No Candidate-Democrat received _____( ) Votes.

Susan Rogers having received the most votes for the Republican Party was declared nominated as candidate to the position of **District #4 Commissioner.**

_____ having received the most votes for the Democratic Party was declared nominated as candidate to the position of **District #4 Commissioner.**

Missaukee County Commissioner
District 5

Dean Vivian-Republican received Three hundred seventy-five
(375) Votes.

No Candidate-Democrat received _____( ) Votes.

Dean Vivian having received the most votes for the Republican Party was declared nominated as candidate to the position of **District #5 Commissioner.**

_____ having received the most votes for the Democratic Party was declared nominated as candidate to the position of **District #5 Commissioner.**

Missaukee County Commissioner
District 6

Star Hughston, Republican received Three hundred thirty
(330)Votes.

No Candidate-Democrat received _____( )Votes.

Star Houghston having received the most votes for the Republican Party was declared nominated as candidate to the position of **District #6 Commissioner.**

_____ having received the most votes for the Democratic Party was declared nominated as candidate to the position of **District #6 Commissioner.**

Missaukee County Commissioner
District 7

Hubert R. Zuiderveen-Republican received Three hundred seventy-four (374) Votes.

No Candidate Filed, Democrat received _____ ( ) Votes.

Hubert R. Zuiderveen having received the most votes for the Republican Party was declared nominated as candidate to the position of **District #7 Commissioner.**

_____ having received the most votes for the Democratic Party was declared nominated as candidate to the position of **District #7 Commissioner.**

County Millage Proposals

I.
MISSAUKEE COUNTY AMBULANCE SERVICE AND 911 MILLAGE RENEWAL

Shall the County of Missaukee, Michigan, levy a tax in an amount not to exceed fifty cents per thousand dollars ($.50 per $1,000) of the taxable value on all taxable property in Missaukee County for 6 (six) years 2010, 2011, 2012, 2013, 2014 & 2015 – in order to continue providing a County-wide Ambulance Service and for the operation and maintenance of Enhanced 911?

If approved and levied in its entirety in the first year following authorization, this millage would raise an estimated $261,180.00. (This is a renewal of millage which expired with the 2009 tax year).

Yes received 2,443 Votes

No received 580 Votes

Missaukee County Ambulance Service and 911 Millage Renewal with Yes having received the most votes and it was declared that this proposal Did Pass.

II.
MISSAUKEE COUNTY PUBLIC SAFETY MILLAGE RENEWAL

Shall the County of Missaukee, Michigan levy a tax in an amount not to exceed One Dollar and Twenty-five cents per thousand dollars (1.25 per $1,000) of the taxable value on all taxable property in Missaukee County for 6 (six) years 2010, 2011, 2012, 2013, 2014 & 2015 to continue to provide a Public Safety Fund to supplement the existing Sheriff Department budgets for Law Enforcement services?

If approved and levied in its entirety in the first year following authorization, this millage would raise an estimated $652,950. (This is a renewal of a millage which expired with the 2009 tax year).

Yes received 2,229 Votes

No received 974 Votes

Missaukee County Public Safety Millage Renewal with yess having received the most votes and it was declared that this proposal did Pass.

III.
MISSAUKEE COUNTY COMMISSION ON AGING MILLAGE RENEWAL

Shall the County of Missaukee, Michigan renew a tax in an amount not to exceed fifty cents per thousand dollars ($.50 per $1,000.00; i.e. .4982 renewal + .0018 Headlee rollback adjustment) of the taxable value on all taxable property in Missaukee County for 4 (four) years – 2010, 2011, 2012, and 2013, in order to continue planning, coordinating, and providing services to persons 60 years of age, or older, residing in Missaukee County; to be administered by the Missaukee County Commission on Aging?

If approved and levied in its entirety in the first year following authorization, this millage would raise an estimated $267,141.46.

Yes received 2,168 Votes

No received 700 Votes

Missaukee County Commission on Aging Millage Renewal with yes having received the most votes and it was declared that this proposal Did Pass.

Township Millage Proposals

AETNA TOWNSHIP FIRE MILLAGE RENEWAL

Shall the previous voted increase in the tax limitations on general ad valorem taxes within Aetna Township imposed under Article IX, Sec. 6, of the Michigan Constitution be renewed at 1 mill ($1.00 per $1,000 of taxable value) for the period of 2010, 2011, 2012 and 2013 inclusive, for the purpose of continuing fire coverage for the residents of Aetna Township?

If approved and levied in its entirety, in the first year following authorization this Millage would raise an estimated $20,400.00.

Yes received 83 Votes

No received 17 Votes

Aetna Township Road Millage Renewal with yes having received the most votes and it was declared that this proposal Did Pass.

BLOOMFIELD TOWNSHIP
ROADS & BRIDGES MILLAGE RENEWAL

Shall the Township of Bloomfield, County of Missaukee, State of Michigan renew a tax in an amount not to exceed 1 Mill (1.00 per $1,000.00) of the Taxable Value on all Taxable property in Bloomfield Township for four (4) years: 2011, 2012, 2013 and 2014 in order to reconstruct roads and replace bridges?

If approved and levied in its entirety in the first year following authorization, this millage would raise an estimated $15,946.43.

Yes received 74 Votes

No received 21 Votes

Bloomfield Township Roads & Bridges Millage Renewal with yes having received the most votes and it was declared that this proposal Did Pass.

BUTTERFIELD TOWNSHIP
ROAD CONSTRUCTION & MAINTENANCE
MILLAGE RENEWAL

Shall the Township of Butterfield, County of Missaukee, State of Michigan renew a tax in the amount not to exceed $2.00 per thousand dollars $1,000.00 (2.0 mill) of the Taxable Value on all taxable property in Butterfield Township for 4 (four) years – 2011 – 2012 – 2013 – 2014 inclusive for the purpose of road construction and maintenance?

If approved and levied in its entirety, in the first year following authorization this millage would raise $38,000.23.

Yes received 67 Votes

No received 39 Votes

Butterfield Township Road Construction & Maintenance Millage Renewal with yes having received the most votes and it was declared that this proposal Did Pass.

FOREST TOWNSHIP
FIRE MILLAGE

Shall the Township of Forest, Missaukee County, Michigan, levy a tax in an amount not to exceed $1.00 per thousand dollars (1 mill) of the taxable value on all taxable property in Forest Township for four (4) years: 2010, 2011, 2012 and 2013 inclusive, for the purpose of fire protection?

If approved and levied in its entirety, in the first year following authorization, this millage would raise approximately $29,752.42.

Yes received 119 Votes

No received 89 Votes

Forest Township Fire Millage with yes having received the most votes and it was declared that this proposal Did Pass.

PIONEER TOWNSHIP
FIRE MILLAGE

Shall the Township of Pioneer, Missaukee, County, Michigan, levy a tax in an amount not to exceed $1.00 per thousand dollars (1 mill) of the taxable value on all taxable property in Pioneer Township for four (4) years: 2010, 2011, 2012 and 2013 inclusive for the purpose of fire protection.

If approved and levied in its entirety in the 1st year following authorization this millage would raise approximately $13,548.65.

Yes received 47 Votes

No received 28 Votes

Pioneer Township Fire Millage with Yes having received the most votes and it was declared that this proposal Did Pass.

REEDER TOWNSHIP
FIRE MILLAGE

Shall the Township of Reeder, County of Missaukee, State of Michigan be authorized to levy an additional 1 mill ($1.00 per $1,000.00 of taxable value) upon the taxable real and personal property within the Township of Reeder for a period of two (2) years, 2010 through 2011, inclusive, to provide funds to support and maintain fire protection in Reeder Township.

If approved and levied, this millage would raise an estimated $31,311.00 in the first year of levy.

Yes received 118 Votes

No received 87 Votes

Reeder Township Fire Millage with Yes having received the most votes and it was declared that this proposal Did Pass.

RICHLAND TOWNSHIP
ROAD MILLAGE RENEWAL

Shall the previously voted increase in the 15 mill tax limitation imposed under Article IX, Section 6 of the Michigan Constitution on general ad valorem taxes within Richland Township be renewed at One Mill ($1.00 per $1,000.00 or taxable value) for the period of 2010-2013 inclusive for general Township Road construction; and shall the township levy such renewal in millage for said purpose, thereby raising in the first year an estimated $40,829.00

Yes received 175 Votes

No received 72 Votes

Richland Township Road Millage Renewal with Yes having received the most votes and it was declared that this proposal Did Pass.

RIVERSIDE TOWNSHIP
FIRE MILLAGE RENEWAL

Shall the Township of Riverside, Missaukee County, Michigan, levy a tax in the amount not to exceed $1.00 per Thousand (1 Mill) ($1,000.00) of the Taxable value on all the Taxable Property in Riverside Township for 4 (four) years: 2010, 2011, 2012, 2013 inclusive, in order to provide Fire Protection in Riverside Township?

If approved in its entirety, in the first year following authorization, this millage will raise approximately $29,000.00.

Yes received 158 Votes

No received 44 Votes

Primary Election
Tuesday, August 3, 2010
Missaukee County

				STATE							Congressional		Legislative				
				Governor							4th District Rep		35th State Senator				
				Republican					Democratic		Rep	Dem	Republican			Democratic	
Registed Voters	% of Voters	Poll Book	Twp or City	Bouchard	Cox	George	Hoekstra	Snyder	Bernero	Dillon	Camp	Campbell	Booher	Davis	Finstrom	Dunigan	Huffman
336	34%	115	Aetna	2	27	0	42	31	6	2	92	7	29	11	56	7	1
398	25%	99	Bloomfield	5	24	2	23	20	13	9	68	18	23	10	39	8	8
380	30%	113	Butterfield	4	25	0	23	41	9	9	72	15	36	15	25	11	4
941	27%	251	Caldwell	19	66	1	42	86	14	14	186	27	75	28	99	19	8
639	33%	208	Clam Union	4	65	2	93	32	7	5	177	9	79	4	106	10	1
137	32%	44	Enterprise	3	15	1	10	9	1	4	36	5	14	9	11	2	3
835	26%	214	Forest	16	47	1	54	54	11	20	148	27	69	30	59	16	11
171	31%	53	Holland	6	10	0	6	18	6	4	37	8	14	9	15	3	6
2,136	30%	641	Lake	36	149	2	127	202	47	43	454	72	175	41	265	58	11
471	29%	136	Norwich	8	30	1	15	39	15	14	82	28	46	11	29	24	5
340	25%	85	Pioneer	3	16	1	15	24	15	5	54	16	23	11	17	9	8
800	30%	243	Reeder	7	65	2	47	74	16	23	166	32	57	20	112	21	12
1,028	29%	298	Richland	8	83	2	132	58	5	8	263	12	65	10	204	10	2
691	32%	224	Riverside	13	51	2	95	46	5	9	192	12	48	6	150	8	4
333	26%	88	West Branch	5	29	1	14	17	7	8	59	11	25	8	31	9	2
586	36%	209	Lake City	18	44	1	39	65	19	12	143	27	73	12	76	20	6
446	38%	171	McBain	3	41	0	69	37	12	3	147	14	32	2	118	11	2
10,668	**30%**	**3,192**		**160**	**787**	**19**	**846**	**853**	**208**	**192**	**2376**	**340**	**883**	**237**	**1,412**	**246**	**94**

	Legislative										COUNTY									
	103rd State Representative										Road Commission	Commissioner								
	Republican							Democratic			Rep	Dist 1 Rep	Dist 2 Rep	Dist 2 Dem	Dist 3 Rep	Dist 3 Rep	Dist 4 Rep	Dist 5 Rep	Dist 6 Rep	Dist 7 Rep
Twp or City	Bendily	Boyce	Gojcaj	Rendon	Ryan	Vick	Webb	Izworski	Sheltrown	Surline	McGee	Bridson	Vanderwal	Renner	Elmquist	Vogelaar	Rogers	Vivian	Hughston	Zuiderveen
Aetna	0	6	5	59	12	14	1	0	6	1	7									96
Bloomfield	1	13	1	35	5	14	2	4	11	3	1	59								
Butterfield	0	5	1	49	14	11	2	1	15	2	4									72
Caldwell	5	14	7	131	22	16	4	2	21	5	10	170								
Clam Union	0	17	0	143	8	12	3	0	11	1	1									173
Enterprise	0	9	1	12	8	3	3	0	3	2	3		35	5						
Forest	1	11	6	113	8	16	5	3	18	9	22				78	50				
Holland	1	5	1	12	7	11	1	1	10	0	0									33
Lake	1	20	9	389	20	45	7	7	55	18	25	65					326			
Norwich	6	10	1	43	11	18	2	3	16	10	8		82	27						
Pioneer	0	2	0	35	4	8	3	1	11	7	0		46	19						
Reeder	3	10	0	141	12	19	5	1	29	9	22								149	
Richland	7	5	6	214	5	21	7	2	9	1	6							240		
Riverside	1	2	6	150	14	18	1	3	6	3	3								181	
West Branch	0	9	1	34	9	11	1	1	12	2	4		63	13						
Lake City	1	8	6	121	9	19	2	4	18	7	11				79	57				
McBain	2	20	1	107	7	7	0	0	12	1	3							135		
Totals	**29**	**166**	**52**	**1788**	**175**	**263**	**49**	**33**	**263**	**81**	**130**	**294**	**226**	**64**	**157**	**107**	**326**	**375**	**330**	**374**

	TOWNSHIP																	
	Aetna			Forest								Lake						
	Pct Delegate					Precinct Delegate						Precinct Delegate						
	Rep		Rep	Rep	Dem	Republican						Republican						
Twp/City	S. Hamel	Minthorn	W. Hamel	Moore	Wetzel	Hancock	Ingleright	Moore	A. Schultheiss	S.Hamlet	V. Schultheiss	Fenby	Diane Hoitenga	Don Hoitenga	B.Rendon	D.Rendon	L.Weiss	R.Weiss
Aetna	71		66															
Forest				131	23	87	60	69	46	4	36							
Lake												245	258	276	320	276	215	207
Totals	71		66	131	23	87	60	69	46		36	245	258	276	320	276	215	207

	TOWNSHIP															
	Norwich			Pioneer		Reeder		Richland				Riverside	City Lake City		City McBain
	Precinct Delegate			Clerk	Pct Del	Precinct Delegate		Trustee	Precinct Delegate			Pct Del	Precinct Delegate		Pct Del
	Democratic			Rep	Dem	Democratic		Rep	Republican		Democratic	Rep	Rep	Democratic	Rep
Twp/ City	Lehr	B.Mrozinski	R.Mrozinski	Emond	Renner	Ives	Littlefield	Schierbeek	Bosscher	Warner	Scarbrough	Flore	Vogelaar	Bartholomew	Moffit
Norwich	26	16	18												
Pioneer				54	18										
Reeder						20	23								
Richland								256	219	107	11				
Riverside												172			
Lake City													104	23	
McBain															102
Totals	**26**	**16**	**18**	**54**	**18**	**20**	**23**	**256**	**219**	**107**	**11**	**172**	**104**	**23**	**102**

	COUNTY						TOWNSHIP															
	Amb 911		Public Safety		COA		Aetna Fire Millage		Bloomfield Rds & Bridge		Butterfield Rd Millage		Forest Fire Millage		Pioneer Fire Millage		Reeder Fire Millage		Richland Rd Millage		Riverside Fire Millage		West Branch Fire Millage	
Twp or City	Yes	No	Yes	No	Yes	No	Yes	No	Yes	No	Yes	No	Yes	No	Yes	No	Yes	No	Yes	No	Yes	No	Yes	No
Aetna	90	16	74	29	74	27	83	17																
Bloomfield	80	17	50	43	69	27			74	21														
Butterfield	86	23	63	46	73	32					67	39												
Caldwell	193	51	151	91	194	50																		
Clam Union	168	34	148	53	143	45																		
Enterprise	35	7	20	22	23	15																		
Forest	145	56	106	94	151	57							119	89										
Holland	36	13	28	22	36	12																		
Lake	505	124	437	192	478	137																		
Norwich	93	32	75	51	83	36																		
Pioneer	52	29	38	41	51	24									47	28								
Reeder	176	51	146	78	141	61											118	87						
Richland	221	46	194	73	180	68													175	72				
Riverside	176	30	151	52	153	48															158	44		
W Branch	67	12	59	20	57	16																	59	14
Lake City	171	28	151	48	145	33																		
McBain	148	11	138	19	117	12																		
Totals	**2442**	**580**	**2029**	**974**	**2168**	**700**	**83**	**17**	**74**	**21**	**67**	**39**	**119**	**89**	**47**	**28**	**118**	**87**	**175**	**72**	**158**	**44**	**59**	**14**

Riverside Township Fire Millage with Yes having received the most votes and it was declared that this proposal did Pass.

WEST BRANCH TOWNSHIP
FIRE MILLAGE RENEWAL

Shall the Township of West Branch, Missaukee County, Michigan levy a tax in an amount not to exceed $1.00 per thousand dollars (1.00 mill) ($1,000) of the taxable value on all taxable property in West Branch Township for 4 (four) years: 2010, 2011, 2012, 2013 inclusive for the purpose of fire protection.

If approved and levied in its entirety, in the first year following authorization this millage would raise an estimated $20,239.54. (This is a renewal of millage expired with the 2009 tax year)

Yes received 59 Votes

No received 14 Votes

West Branch Township Fire Millage Renewal with Yes having received the most votes and it was declared that this proposal did Pass.

In Witness Whereof, We have hereunto set our hands and affixed the Seal of the County of Missaukee this 4th day of August in the year two thousand and ten.

Dorothy Bartholomew
Dorothy Bartholomew

Patricia DeVos
Patricia DeVos

Joan Weatherby
Joan Weatherby

Lucille Schneider
Lucille Schneider

ATTEST:

Carolyn Flore
Carolyn Flore, Clerk of the Board of Canvassers

Joan Weatherby
Joan Weatherby, Chairman of the Board of Canvassers

Statement of Votes Cast
Monroe County
August 2010
SOVC For Jurisdiction Wide, All Counters, All Races
Official results

BUREAU OF ELECTIONS
2010 AUG 18 A 11: 34
DEPT OF STATE

	TURN OUT		
	Reg. Voters	Cards Cast	% Turnout
Jurisdiction Wide			
City of Luna Pier, Precinct 1	1171	157	13.41%
City of Milan, Precinct 1	1395	224	16.06%
City of Monroe, Precinct 1	2498	415	16.61%
City of Monroe, Precinct 2	2328	333	14.30%
City of Monroe, Precinct 3N	1178	142	12.05%
City of Monroe, Precinct 3S	1382	119	8.61%
City of Monroe, Precinct 4	2656	642	24.17%
City of Monroe, Precinct 5	2814	804	28.57%
City of Monroe, Precinct 6	2378	530	22.29%
City of Petersburg, Precinct 1	783	138	17.62%
Ash Township, Precinct 1	2163	350	16.18%
Ash Township, Precinct 2	2003	364	18.17%
Ash Township, Precinct 3	1802	356	19.76%
Bedford Township, Precinct 1	1045	155	14.83%
Bedford Township, Precinct 2	1741	327	18.78%
Bedford Township, Precinct 3	1527	294	19.25%
Bedford Township, Precinct 4	2051	381	18.58%
Bedford Township, Precinct 5	1755	355	20.23%
Bedford Township, Precinct 6	2042	451	22.09%
Bedford Township, Precinct 7	1692	356	21.04%
Bedford Township, Precinct 8	1720	428	24.88%
Bedford Township, Precinct 9	1099	249	22.66%
Bedford Township, Precinct 10	1215	246	20.25%
Bedford Township, Precinct 11	2091	441	21.09%
Bedford Township, Precinct 12	1368	296	21.64%
Bedford Township, Precinct 13	1624	314	19.33%
Bedford Township, Precinct 14	1714	163	9.51%
Berlin Township, Precinct 1	1535	205	13.36%
Berlin Township, Precinct 2	2440	426	17.46%
Berlin Township, Precinct 3	1203	320	26.60%
Berlin Township, Precinct 4	1747	396	22.67%
Dundee Township, Precinct 1	1785	277	15.52%
Dundee Township, Precinct 2	2040	263	12.89%
Dundee Township, Precinct 3	1261	225	17.84%
Erie Township, Precinct 1	1730	302	17.46%
Erie Township, Precinct 2	1513	218	14.41%
Exeter Township, Precinct 1	1398	315	22.53%
Exeter Township, Precinct 2	1521	309	20.32%
Frenchtown Township, Precinct 1	652	145	22.24%
Frenchtown Township, Precinct 2	1247	270	21.65%
Frenchtown Township, Precinct 3	1269	325	25.61%
Frenchtown Township, Precinct 4	2001	406	20.29%
Frenchtown Township, Precinct 5	2490	247	9.92%
Frenchtown Township, Precinct 6	1979	409	20.67%
Frenchtown Township, Precinct 7	2394	572	23.89%
Frenchtown Township, Precinct 8	1565	317	20.26%
Frenchtown Township, Precinct 9	1431	304	21.24%
Ida Township, Precinct 1	1980	316	15.96%
Ida Township, Precinct 2	1844	397	21.53%
LaSalle Township, Precinct 1	1682	331	19.68%
LaSalle Township, Precinct 2	2045	401	19.61%
London Township, Precinct 1	2263	353	15.60%
Milan Township, Precinct 1	1364	300	21.99%
Monroe Charter Township, Precinct 1	1319	239	18.12%
Monroe Charter Township, Precinct 2	1500	135	9.00%
Monroe Charter Township, Precinct 3	1033	238	23.04%
Monroe Charter Township, Precinct 4	2277	374	16.43%
Monroe Charter Township, Precinct 5	2231	446	19.99%
Monroe Charter Township, Precinct 6	1699	349	20.54%

Statement of Votes Cast
Monroe County
August 2010
SOVC For Jurisdiction Wide, All Counters, All Races
Official results

	TURN OUT		
	Reg. Voters	Cards Cast	% Turnout
Raisinville Township, Precinct 1	2078	526	25.31%
Raisinville Township, Precinct 2	2356	459	19.48%
Summerfield Township, Precinct 1	2571	362	14.08%
Whiteford Township, Precinct 1	1903	263	13.82%
Whiteford Township, Precinct 2	1529	195	12.75%
Total	112110	20965	18.70%

Statement of Votes Cast
Monroe County
August 2010
SOVC For Jurisdiction Wide, All Counters, All Races
Official results

	Governor				
	Reg. Voters	Vote For	Total Votes	Mike Bouchard (REP)	Mike Cox (REP)
Jurisdiction Wide					
City of Luna Pier, Precinct 1	1171	1	77	8 10.39%	34 44.16%
City of Milan, Precinct 1	1395	1	155	11 7.10%	35 22.58%
City of Monroe, Precinct 1	2498	1	237	40 16.88%	73 30.80%
City of Monroe, Precinct 2	2328	1	190	21 11.05%	52 27.37%
City of Monroe, Precinct 3N	1178	1	84	14 16.67%	22 26.19%
City of Monroe, Precinct 3S	1382	1	44	5 11.36%	21 47.73%
City of Monroe, Precinct 4	2656	1	382	59 15.45%	119 31.15%
City of Monroe, Precinct 5	2814	1	401	70 17.46%	107 26.68%
City of Monroe, Precinct 6	2378	1	316	31 9.81%	90 28.48%
City of Petersburg, Precinct 1	783	1	85	18 21.18%	24 28.24%
Ash Township, Precinct 1	2163	1	241	33 13.69%	60 24.90%
Ash Township, Precinct 2	2003	1	258	26 10.08%	66 25.58%
Ash Township, Precinct 3	1802	1	246	35 14.23%	53 21.54%
Bedford Township, Precinct 1	1045	1	73	10 13.70%	20 27.40%
Bedford Township, Precinct 2	1741	1	169	23 13.61%	48 28.40%
Bedford Township, Precinct 3	1527	1	159	24 15.09%	63 39.62%
Bedford Township, Precinct 4	2051	1	216	27 12.50%	79 36.57%
Bedford Township, Precinct 5	1755	1	198	18 9.09%	68 34.34%
Bedford Township, Precinct 6	2042	1	262	28 10.69%	91 34.73%
Bedford Township, Precinct 7	1692	1	188	30 15.96%	53 28.19%
Bedford Township, Precinct 8	1720	1	272	59 21.69%	63 23.16%
Bedford Township, Precinct 9	1099	1	136	21 15.44%	56 41.18%
Bedford Township, Precinct 10	1215	1	148	19 12.84%	47 31.76%
Bedford Township, Precinct 11	2091	1	231	34 14.72%	69 29.87%
Bedford Township, Precinct 12	1368	1	175	23 13.14%	59 33.71%
Bedford Township, Precinct 13	1624	1	165	30 18.18%	52 31.52%
Bedford Township, Precinct 14	1714	1	60	10 16.67%	23 38.33%
Berlin Township, Precinct 1	1535	1	118	10 8.47%	39 33.05%
Berlin Township, Precinct 2	2440	1	278	39 14.03%	59 21.22%
Berlin Township, Precinct 3	1203	1	200	26 13.00%	60 30.00%
Berlin Township, Precinct 4	1747	1	243	29 11.93%	67 27.57%
Dundee Township, Precinct 1	1785	1	208	17 8.17%	72 34.62%
Dundee Township, Precinct 2	2040	1	176	14 7.95%	58 32.95%
Dundee Township, Precinct 3	1261	1	157	24 15.29%	49 31.21%
Erie Township, Precinct 1	1730	1	174	20 11.49%	90 51.72%
Erie Township, Precinct 2	1513	1	125	15 12.00%	58 46.40%
Exeter Township, Precinct 1	1398	1	200	22 11.00%	64 32.00%
Exeter Township, Precinct 2	1521	1	186	17 9.14%	55 29.57%
Frenchtown Township, Precinct 1	652	1	90	12 13.33%	28 31.11%
Frenchtown Township, Precinct 2	1247	1	120	15 12.50%	43 35.83%
Frenchtown Township, Precinct 3	1269	1	174	17 9.77%	42 24.14%
Frenchtown Township, Precinct 4	2001	1	260	37 14.23%	64 24.62%
Frenchtown Township, Precinct 5	2490	1	140	14 10.00%	33 23.57%
Frenchtown Township, Precinct 6	1979	1	201	22 10.95%	81 40.30%
Frenchtown Township, Precinct 7	2394	1	326	55 16.87%	99 30.37%
Frenchtown Township, Precinct 8	1565	1	185	39 21.08%	50 27.03%
Frenchtown Township, Precinct 9	1431	1	175	17 9.71%	56 32.00%
Ida Township, Precinct 1	1980	1	238	20 8.40%	94 39.50%
Ida Township, Precinct 2	1844	1	298	36 12.08%	86 28.86%
LaSalle Township, Precinct 1	1682	1	204	41 20.10%	53 25.98%
LaSalle Township, Precinct 2	2045	1	259	32 12.36%	68 26.25%
London Township, Precinct 1	2263	1	221	35 15.84%	64 28.96%
Milan Township, Precinct 1	1364	1	204	24 11.76%	58 28.43%
Monroe Charter Township, Precinct 1	1319	1	154	27 17.53%	46 29.87%
Monroe Charter Township, Precinct 2	1500	1	75	4 5.33%	24 32.00%
Monroe Charter Township, Precinct 3	1033	1	152	17 11.18%	48 31.58%
Monroe Charter Township, Precinct 4	2277	1	236	29 12.29%	71 30.08%
Monroe Charter Township, Precinct 5	2231	1	279	42 15.05%	80 28.67%
Monroe Charter Township, Precinct 6	1699	1	231	35 15.15%	71 30.74%

Statement of Votes Cast
Monroe County
August 2010
SOVC For Jurisdiction Wide, All Counters, All Races
Official results

	Governor						
	Reg. Voters	Vote For	Total Votes	Mike Bouchard (REP)		Mike Cox (REP)	
Raisinville Township, Precinct 1	2078	1	380	51	13.42%	113	29.74%
Raisinville Township, Precinct 2	2356	1	294	34	11.56%	92	31.29%
Summerfield Township, Precinct 1	2571	1	248	38	15.32%	75	30.24%
Whiteford Township, Precinct 1	1903	1	165	16	9.70%	72	43.64%
Whiteford Township, Precinct 2	1529	1	134	21	15.67%	45	33.58%
Total	112110	64	12676	1690	13.33%	3874	30.56%

Statement of Votes Cast
Monroe County
August 2010
SOVC For Jurisdiction Wide, All Counters, All Races
Official results

	Governor							
	Tom George (REP)		Pete Hoekstra (REP)		Rick Snyder (REP)		Write-In Votes	
Jurisdiction Wide								
City of Luna Pier, Precinct 1	3	3.90%	9	11.69%	23	29.87%	0	0.00%
City of Milan, Precinct 1	3	1.94%	40	25.81%	66	42.58%	0	0.00%
City of Monroe, Precinct 1	6	2.53%	43	18.14%	75	31.65%	0	0.00%
City of Monroe, Precinct 2	7	3.68%	39	20.53%	71	37.37%	0	0.00%
City of Monroe, Precinct 3N	0	0.00%	21	25.00%	27	32.14%	0	0.00%
City of Monroe, Precinct 3S	1	2.27%	6	13.64%	11	25.00%	0	0.00%
City of Monroe, Precinct 4	8	2.09%	86	22.51%	110	28.80%	0	0.00%
City of Monroe, Precinct 5	11	2.74%	88	21.95%	124	30.92%	1	0.25%
City of Monroe, Precinct 6	3	0.95%	74	23.42%	117	37.03%	1	0.32%
City of Petersburg, Precinct 1	0	0.00%	22	25.88%	21	24.71%	0	0.00%
Ash Township, Precinct 1	2	0.83%	44	18.26%	102	42.32%	0	0.00%
Ash Township, Precinct 2	2	0.78%	64	24.81%	99	38.37%	1	0.39%
Ash Township, Precinct 3	7	2.85%	57	23.17%	94	38.21%	0	0.00%
Bedford Township, Precinct 1	2	2.74%	22	30.14%	19	26.03%	0	0.00%
Bedford Township, Precinct 2	6	3.55%	45	26.63%	47	27.81%	0	0.00%
Bedford Township, Precinct 3	9	5.66%	38	23.90%	25	15.72%	0	0.00%
Bedford Township, Precinct 4	11	5.09%	51	23.61%	48	22.22%	0	0.00%
Bedford Township, Precinct 5	9	4.55%	55	27.78%	48	24.24%	0	0.00%
Bedford Township, Precinct 6	10	3.82%	79	30.15%	52	19.85%	2	0.76%
Bedford Township, Precinct 7	6	3.19%	51	27.13%	48	25.53%	0	0.00%
Bedford Township, Precinct 8	7	2.57%	72	26.47%	67	24.63%	4	1.47%
Bedford Township, Precinct 9	6	4.41%	39	28.68%	14	10.29%	0	0.00%
Bedford Township, Precinct 10	5	3.38%	55	37.16%	21	14.19%	1	0.68%
Bedford Township, Precinct 11	16	6.93%	55	23.81%	54	23.38%	3	1.30%
Bedford Township, Precinct 12	5	2.86%	34	19.43%	54	30.86%	0	0.00%
Bedford Township, Precinct 13	7	4.24%	45	27.27%	31	18.79%	0	0.00%
Bedford Township, Precinct 14	1	1.67%	18	30.00%	8	13.33%	0	0.00%
Berlin Township, Precinct 1	2	1.69%	30	25.42%	37	31.36%	0	0.00%
Berlin Township, Precinct 2	10	3.60%	64	23.02%	105	37.77%	1	0.36%
Berlin Township, Precinct 3	4	2.00%	37	18.50%	73	36.50%	0	0.00%
Berlin Township, Precinct 4	9	3.70%	44	18.11%	93	38.27%	1	0.41%
Dundee Township, Precinct 1	2	0.96%	58	27.88%	59	28.37%	0	0.00%
Dundee Township, Precinct 2	6	3.41%	48	27.27%	50	28.41%	0	0.00%
Dundee Township, Precinct 3	2	1.27%	33	21.02%	49	31.21%	0	0.00%
Erie Township, Precinct 1	4	2.30%	33	18.97%	27	15.52%	0	0.00%
Erie Township, Precinct 2	3	2.40%	27	21.60%	22	17.60%	0	0.00%
Exeter Township, Precinct 1	2	1.00%	44	22.00%	68	34.00%	0	0.00%
Exeter Township, Precinct 2	2	1.08%	36	19.35%	76	40.86%	0	0.00%
Frenchtown Township, Precinct 1	2	2.22%	21	23.33%	27	30.00%	0	0.00%
Frenchtown Township, Precinct 2	2	1.67%	19	15.83%	41	34.17%	0	0.00%
Frenchtown Township, Precinct 3	1	0.57%	35	20.11%	79	45.40%	0	0.00%
Frenchtown Township, Precinct 4	3	1.15%	64	24.62%	92	35.38%	0	0.00%
Frenchtown Township, Precinct 5	3	2.14%	32	22.86%	57	40.71%	1	0.71%
Frenchtown Township, Precinct 6	4	1.99%	19	9.45%	75	37.31%	0	0.00%
Frenchtown Township, Precinct 7	6	1.84%	63	19.33%	103	31.60%	0	0.00%
Frenchtown Township, Precinct 8	0	0.00%	35	18.92%	61	32.97%	0	0.00%
Frenchtown Township, Precinct 9	4	2.29%	41	23.43%	57	32.57%	0	0.00%
Ida Township, Precinct 1	4	1.68%	78	32.77%	42	17.65%	0	0.00%
Ida Township, Precinct 2	11	3.69%	74	24.83%	89	29.87%	2	0.67%
LaSalle Township, Precinct 1	5	2.45%	50	24.51%	55	26.96%	0	0.00%
LaSalle Township, Precinct 2	5	1.93%	61	23.55%	93	35.91%	0	0.00%
London Township, Precinct 1	3	1.36%	46	20.81%	72	32.58%	1	0.45%
Milan Township, Precinct 1	4	1.96%	47	23.04%	71	34.80%	0	0.00%
Monroe Charter Township, Precinct 1	4	2.60%	36	23.38%	41	26.62%	0	0.00%
Monroe Charter Township, Precinct 2	4	5.33%	14	18.67%	29	38.67%	0	0.00%
Monroe Charter Township, Precinct 3	3	1.97%	39	25.66%	45	29.61%	0	0.00%
Monroe Charter Township, Precinct 4	6	2.54%	49	20.76%	81	34.32%	0	0.00%
Monroe Charter Township, Precinct 5	8	2.87%	71	25.45%	78	27.96%	0	0.00%
Monroe Charter Township, Precinct 6	6	2.60%	48	20.78%	70	30.30%	1	0.43%

Statement of Votes Cast
Monroe County
August 2010
SOVC For Jurisdiction Wide, All Counters, All Races
Official results

	Governor							
	Tom George (REP)		Pete Hoekstra (REP)		Rick Snyder (REP)		Write-In Votes	
Raisinville Township, Precinct 1	5	1.32%	98	25.79%	112	29.47%	1	0.26%
Raisinville Township, Precinct 2	3	1.02%	77	26.19%	87	29.59%	1	0.34%
Summerfield Township, Precinct 1	5	2.02%	88	35.48%	42	16.94%	0	0.00%
Whiteford Township, Precinct 1	5	3.03%	40	24.24%	31	18.79%	1	0.61%
Whiteford Township, Precinct 2	8	5.97%	36	26.87%	23	17.16%	1	0.75%
Total	313	2.47%	2987	23.56%	3788	29.88%	24	0.19%

Statement of Votes Cast
Monroe County
August 2010
SOVC For Jurisdiction Wide, All Counters, All Races
Official results

	Rep in Congress						
	Reg. Voters	Vote For	Total Votes	Tony Amorose (REP)		John J. Lynch (REP)	
Jurisdiction Wide							
City of Luna Pier, Precinct 1	1171	1	61	12	19.67%	23	37.70%
City of Milan, Precinct 1	1395	1	129	13	10.08%	61	47.29%
City of Monroe, Precinct 1	2498	1	187	15	8.02%	59	31.55%
City of Monroe, Precinct 2	2328	1	158	17	10.76%	45	28.48%
City of Monroe, Precinct 3N	1178	1	64	8	12.50%	25	39.06%
City of Monroe, Precinct 3S	1382	1	35	2	5.71%	15	42.86%
City of Monroe, Precinct 4	2656	1	319	24	7.52%	76	23.82%
City of Monroe, Precinct 5	2814	1	325	37	11.38%	83	25.54%
City of Monroe, Precinct 6	2378	1	247	17	6.88%	78	31.58%
City of Petersburg, Precinct 1	783	1	67	9	13.43%	24	35.82%
Ash Township, Precinct 1	2163	1	194	31	15.98%	65	33.51%
Ash Township, Precinct 2	2003	1	227	33	14.54%	68	29.96%
Ash Township, Precinct 3	1802	1	203	36	17.73%	73	35.96%
Bedford Township, Precinct 1	1045	1	60	8	13.33%	26	43.33%
Bedford Township, Precinct 2	1741	1	152	9	5.92%	54	35.53%
Bedford Township, Precinct 3	1527	1	141	14	9.93%	35	24.82%
Bedford Township, Precinct 4	2051	1	186	25	13.44%	64	34.41%
Bedford Township, Precinct 5	1755	1	181	20	11.05%	55	30.39%
Bedford Township, Precinct 6	2042	1	231	16	6.93%	72	31.17%
Bedford Township, Precinct 7	1692	1	170	18	10.59%	43	25.29%
Bedford Township, Precinct 8	1720	1	226	26	11.50%	80	35.40%
Bedford Township, Precinct 9	1099	1	125	6	4.80%	43	34.40%
Bedford Township, Precinct 10	1215	1	124	22	17.74%	30	24.19%
Bedford Township, Precinct 11	2091	1	199	15	7.54%	71	35.68%
Bedford Township, Precinct 12	1368	1	145	15	10.34%	44	30.34%
Bedford Township, Precinct 13	1624	1	135	9	6.67%	59	43.70%
Bedford Township, Precinct 14	1714	1	52	6	11.54%	16	30.77%
Berlin Township, Precinct 1	1535	1	102	21	20.59%	31	30.39%
Berlin Township, Precinct 2	2440	1	234	36	15.38%	59	25.21%
Berlin Township, Precinct 3	1203	1	168	11	6.55%	57	33.93%
Berlin Township, Precinct 4	1747	1	205	19	9.27%	57	27.80%
Dundee Township, Precinct 1	1785	1	172	24	13.95%	54	31.40%
Dundee Township, Precinct 2	2040	1	146	13	8.90%	54	36.99%
Dundee Township, Precinct 3	1261	1	121	11	9.09%	40	33.06%
Erie Township, Precinct 1	1730	1	145	8	5.52%	36	24.83%
Erie Township, Precinct 2	1513	1	110	5	4.55%	32	29.09%
Exeter Township, Precinct 1	1398	1	164	18	10.98%	48	29.27%
Exeter Township, Precinct 2	1521	1	159	21	13.21%	59	37.11%
Frenchtown Township, Precinct 1	652	1	75	6	8.00%	19	25.33%
Frenchtown Township, Precinct 2	1247	1	91	7	7.69%	29	31.87%
Frenchtown Township, Precinct 3	1269	1	136	18	13.24%	29	21.32%
Frenchtown Township, Precinct 4	2001	1	214	14	6.54%	63	29.44%
Frenchtown Township, Precinct 5	2490	1	118	18	15.25%	35	29.66%
Frenchtown Township, Precinct 6	1979	1	159	20	12.58%	57	35.85%
Frenchtown Township, Precinct 7	2394	1	262	29	11.07%	64	24.43%
Frenchtown Township, Precinct 8	1565	1	152	14	9.21%	34	22.37%
Frenchtown Township, Precinct 9	1431	1	129	13	10.08%	51	39.53%
Ida Township, Precinct 1	1980	1	196	26	13.27%	55	28.06%
Ida Township, Precinct 2	1844	1	238	24	10.08%	83	34.87%
LaSalle Township, Precinct 1	1682	1	163	19	11.66%	59	36.20%
LaSalle Township, Precinct 2	2045	1	216	19	8.80%	60	27.78%
London Township, Precinct 1	2263	1	180	22	12.22%	66	36.67%
Milan Township, Precinct 1	1364	1	161	9	5.59%	71	44.10%
Monroe Charter Township, Precinct 1	1319	1	123	14	11.38%	41	33.33%
Monroe Charter Township, Precinct 2	1500	1	66	5	7.58%	26	39.39%
Monroe Charter Township, Precinct 3	1033	1	126	14	11.11%	24	19.05%
Monroe Charter Township, Precinct 4	2277	1	201	21	10.45%	66	32.84%
Monroe Charter Township, Precinct 5	2231	1	229	15	6.55%	82	35.81%
Monroe Charter Township, Precinct 6	1699	1	203	17	8.37%	40	19.70%

Statement of Votes Cast
Monroe County
August 2010
SOVC For Jurisdiction Wide, All Counters, All Races
Official results

	Rep in Congress						
	Reg. Voters	Vote For	Total Votes	Tony Amorose (REP)		John J. Lynch (REP)	
Raisinville Township, Precinct 1	2078	1	312	23	7.37%	70	22.44%
Raisinville Township, Precinct 2	2356	1	250	18	7.20%	76	30.40%
Summerfield Township, Precinct 1	2571	1	211	15	7.11%	82	38.86%
Whiteford Township, Precinct 1	1903	1	146	11	7.53%	58	39.73%
Whiteford Township, Precinct 2	1529	1	124	4	3.23%	51	41.13%
Total	112110	64	10550	1065	10.09%	3305	31.33%

Statement of Votes Cast
Monroe County
August 2010
SOVC For Jurisdiction Wide, All Counters, All Races
Official results

	Rep in Congress					
	Majed A. Moughni (REP)		Rob Steele (REP)		Write-In Votes	
Jurisdiction Wide						
City of Luna Pier, Precinct 1	1	1.64%	23	37.70%	2	3.28%
City of Milan, Precinct 1	1	0.78%	54	41.86%	0	0.00%
City of Monroe, Precinct 1	6	3.21%	105	56.15%	2	1.07%
City of Monroe, Precinct 2	5	3.16%	91	57.59%	0	0.00%
City of Monroe, Precinct 3N	2	3.13%	29	45.31%	0	0.00%
City of Monroe, Precinct 3S	0	0.00%	18	51.43%	0	0.00%
City of Monroe, Precinct 4	5	1.57%	211	66.14%	3	0.94%
City of Monroe, Precinct 5	15	4.62%	189	58.15%	1	0.31%
City of Monroe, Precinct 6	6	2.43%	145	58.70%	1	0.40%
City of Petersburg, Precinct 1	2	2.99%	31	46.27%	1	1.49%
Ash Township, Precinct 1	6	3.09%	91	46.91%	1	0.52%
Ash Township, Precinct 2	1	0.44%	125	55.07%	0	0.00%
Ash Township, Precinct 3	4	1.97%	89	43.84%	1	0.49%
Bedford Township, Precinct 1	0	0.00%	26	43.33%	0	0.00%
Bedford Township, Precinct 2	4	2.63%	84	55.26%	1	0.66%
Bedford Township, Precinct 3	4	2.84%	88	62.41%	0	0.00%
Bedford Township, Precinct 4	6	3.23%	91	48.92%	0	0.00%
Bedford Township, Precinct 5	1	0.55%	105	58.01%	0	0.00%
Bedford Township, Precinct 6	5	2.16%	137	59.31%	1	0.43%
Bedford Township, Precinct 7	3	1.76%	105	61.76%	1	0.59%
Bedford Township, Precinct 8	7	3.10%	110	48.67%	3	1.33%
Bedford Township, Precinct 9	2	1.60%	74	59.20%	0	0.00%
Bedford Township, Precinct 10	2	1.61%	70	56.45%	0	0.00%
Bedford Township, Precinct 11	1	0.50%	111	55.78%	1	0.50%
Bedford Township, Precinct 12	7	4.83%	79	54.48%	0	0.00%
Bedford Township, Precinct 13	1	0.74%	65	48.15%	1	0.74%
Bedford Township, Precinct 14	1	1.92%	29	55.77%	0	0.00%
Berlin Township, Precinct 1	0	0.00%	49	48.04%	1	0.98%
Berlin Township, Precinct 2	5	2.14%	131	55.98%	3	1.28%
Berlin Township, Precinct 3	2	1.19%	98	58.33%	0	0.00%
Berlin Township, Precinct 4	7	3.41%	121	59.02%	1	0.49%
Dundee Township, Precinct 1	2	1.16%	91	52.91%	1	0.58%
Dundee Township, Precinct 2	5	3.42%	74	50.68%	0	0.00%
Dundee Township, Precinct 3	5	4.13%	65	53.72%	0	0.00%
Erie Township, Precinct 1	4	2.76%	96	66.21%	1	0.69%
Erie Township, Precinct 2	3	2.73%	70	63.64%	0	0.00%
Exeter Township, Precinct 1	5	3.05%	93	56.71%	0	0.00%
Exeter Township, Precinct 2	3	1.89%	76	47.80%	0	0.00%
Frenchtown Township, Precinct 1	0	0.00%	50	66.67%	0	0.00%
Frenchtown Township, Precinct 2	4	4.40%	51	56.04%	0	0.00%
Frenchtown Township, Precinct 3	5	3.68%	80	58.82%	4	2.94%
Frenchtown Township, Precinct 4	2	0.93%	134	62.62%	1	0.47%
Frenchtown Township, Precinct 5	6	5.08%	58	49.15%	1	0.85%
Frenchtown Township, Precinct 6	2	1.26%	79	49.69%	1	0.63%
Frenchtown Township, Precinct 7	9	3.44%	160	61.07%	0	0.00%
Frenchtown Township, Precinct 8	7	4.61%	95	62.50%	2	1.32%
Frenchtown Township, Precinct 9	3	2.33%	61	47.29%	1	0.78%
Ida Township, Precinct 1	2	1.02%	113	57.65%	0	0.00%
Ida Township, Precinct 2	4	1.68%	127	53.36%	0	0.00%
LaSalle Township, Precinct 1	5	3.07%	80	49.08%	0	0.00%
LaSalle Township, Precinct 2	6	2.78%	130	60.19%	1	0.46%
London Township, Precinct 1	5	2.78%	86	47.78%	1	0.56%
Milan Township, Precinct 1	6	3.73%	75	46.58%	0	0.00%
Monroe Charter Township, Precinct 1	2	1.63%	66	53.66%	0	0.00%
Monroe Charter Township, Precinct 2	0	0.00%	35	53.03%	0	0.00%
Monroe Charter Township, Precinct 3	6	4.76%	81	64.29%	1	0.79%
Monroe Charter Township, Precinct 4	3	1.49%	111	55.22%	0	0.00%
Monroe Charter Township, Precinct 5	1	0.44%	131	57.21%	0	0.00%
Monroe Charter Township, Precinct 6	5	2.46%	141	69.46%	0	0.00%

Statement of Votes Cast
Monroe County
August 2010
SOVC For Jurisdiction Wide, All Counters, All Races
Official results

	Rep in Congress					
	Majed A. Moughni (REP)		Rob Steele (REP)		Write-In Votes	
Raisinville Township, Precinct 1	2	0.64%	217	69.55%	0	0.00%
Raisinville Township, Precinct 2	4	1.60%	150	60.00%	2	0.80%
Summerfield Township, Precinct 1	5	2.37%	108	51.18%	1	0.47%
Whiteford Township, Precinct 1	3	2.05%	74	50.68%	0	0.00%
Whiteford Township, Precinct 2	2	1.61%	67	54.03%	0	0.00%
Total	238	2.26%	5899	55.91%	43	0.41%

Statement of Votes Cast
Monroe County
August 2010
SOVC For Jurisdiction Wide, All Counters, All Races
Official results

	State Senator				
	Reg. Voters	Vote For	Total Votes	R. Al Bain (REP)	Randy Richardville (REP)
Jurisdiction Wide					
City of Luna Pier, Precinct 1	1171	1	80	10 12.50%	69 86.25%
City of Milan, Precinct 1	1395	1	142	36 25.35%	106 74.65%
City of Monroe, Precinct 1	2498	1	231	62 26.84%	168 72.73%
City of Monroe, Precinct 2	2328	1	188	51 27.13%	137 72.87%
City of Monroe, Precinct 3N	1178	1	82	18 21.95%	64 78.05%
City of Monroe, Precinct 3S	1382	1	46	14 30.43%	32 69.57%
City of Monroe, Precinct 4	2656	1	385	78 20.26%	306 79.48%
City of Monroe, Precinct 5	2814	1	397	86 21.66%	311 78.34%
City of Monroe, Precinct 6	2378	1	311	78 25.08%	231 74.28%
City of Petersburg, Precinct 1	783	1	79	19 24.05%	59 74.68%
Ash Township, Precinct 1	2163	1	233	61 26.18%	172 73.82%
Ash Township, Precinct 2	2003	1	254	66 25.98%	187 73.62%
Ash Township, Precinct 3	1802	1	238	71 29.83%	166 69.75%
Bedford Township, Precinct 1	1045	1	71	10 14.08%	61 85.92%
Bedford Township, Precinct 2	1741	1	177	40 22.60%	137 77.40%
Bedford Township, Precinct 3	1527	1	154	39 25.32%	115 74.68%
Bedford Township, Precinct 4	2051	1	213	35 16.43%	178 83.57%
Bedford Township, Precinct 5	1755	1	197	42 21.32%	155 78.68%
Bedford Township, Precinct 6	2042	1	261	62 23.75%	199 76.25%
Bedford Township, Precinct 7	1692	1	190	38 20.00%	152 80.00%
Bedford Township, Precinct 8	1720	1	253	68 26.88%	183 72.33%
Bedford Township, Precinct 9	1099	1	135	31 22.96%	104 77.04%
Bedford Township, Precinct 10	1215	1	143	35 24.48%	108 75.52%
Bedford Township, Precinct 11	2091	1	234	52 22.22%	181 77.35%
Bedford Township, Precinct 12	1368	1	167	30 17.96%	136 81.44%
Bedford Township, Precinct 13	1624	1	160	47 29.38%	113 70.63%
Bedford Township, Precinct 14	1714	1	55	21 38.18%	34 61.82%
Berlin Township, Precinct 1	1535	1	115	20 17.39%	95 82.61%
Berlin Township, Precinct 2	2440	1	257	69 26.85%	186 72.37%
Berlin Township, Precinct 3	1203	1	191	40 20.94%	151 79.06%
Berlin Township, Precinct 4	1747	1	235	73 31.06%	162 68.94%
Dundee Township, Precinct 1	1785	1	196	48 24.49%	148 75.51%
Dundee Township, Precinct 2	2040	1	161	46 28.57%	115 71.43%
Dundee Township, Precinct 3	1261	1	149	37 24.83%	112 75.17%
Erie Township, Precinct 1	1730	1	176	35 19.89%	141 80.11%
Erie Township, Precinct 2	1513	1	117	21 17.95%	96 82.05%
Exeter Township, Precinct 1	1398	1	198	64 32.32%	134 67.68%
Exeter Township, Precinct 2	1521	1	174	52 29.89%	121 69.54%
Frenchtown Township, Precinct 1	652	1	89	22 24.72%	66 74.16%
Frenchtown Township, Precinct 2	1247	1	118	39 33.05%	79 66.95%
Frenchtown Township, Precinct 3	1269	1	170	35 20.59%	132 77.65%
Frenchtown Township, Precinct 4	2001	1	258	48 18.60%	210 81.40%
Frenchtown Township, Precinct 5	2490	1	128	48 37.50%	79 61.72%
Frenchtown Township, Precinct 6	1979	1	189	47 24.87%	142 75.13%
Frenchtown Township, Precinct 7	2394	1	325	68 20.92%	256 78.77%
Frenchtown Township, Precinct 8	1565	1	176	40 22.73%	136 77.27%
Frenchtown Township, Precinct 9	1431	1	166	45 27.11%	120 72.29%
Ida Township, Precinct 1	1980	1	232	39 16.81%	192 82.76%
Ida Township, Precinct 2	1844	1	303	67 22.11%	235 77.56%
LaSalle Township, Precinct 1	1682	1	201	49 24.38%	151 75.12%
LaSalle Township, Precinct 2	2045	1	258	87 33.72%	170 65.89%
London Township, Precinct 1	2263	1	201	49 24.38%	151 75.12%
Milan Township, Precinct 1	1364	1	173	41 23.70%	132 76.30%
Monroe Charter Township, Precinct 1	1319	1	155	41 26.45%	114 73.55%
Monroe Charter Township, Precinct 2	1500	1	76	22 28.95%	54 71.05%
Monroe Charter Township, Precinct 3	1033	1	150	32 21.33%	118 78.67%
Monroe Charter Township, Precinct 4	2277	1	235	65 27.66%	169 71.91%
Monroe Charter Township, Precinct 5	2231	1	275	60 21.82%	215 78.18%
Monroe Charter Township, Precinct 6	1699	1	235	66 28.09%	169 71.91%

Statement of Votes Cast
Monroe County
August 2010
SOVC For Jurisdiction Wide, All Counters, All Races
Official results

	State Senator						
	Reg. Voters	Vote For	Total Votes	R. Al Bain (REP)		Randy Richardville (REP)	
Raisinville Township, Precinct 1	2078	1	377	92	24.40%	285	75.60%
Raisinville Township, Precinct 2	2356	1	286	77	26.92%	209	73.08%
Summerfield Township, Precinct 1	2571	1	231	63	27.27%	168	72.73%
Whiteford Township, Precinct 1	1903	1	158	36	22.78%	122	77.22%
Whiteford Township, Precinct 2	1529	1	136	25	18.38%	111	81.62%
Total	112110	64	12346	3008	24.36%	9310	75.41%

Statement of Votes Cast
Monroe County
August 2010
SOVC For Jurisdiction Wide, All Counters, All Races
Official results

	State Senator	
	Write-In Votes	
Jurisdiction Wide		
City of Luna Pier, Precinct 1	1	1.25%
City of Milan, Precinct 1	0	0.00%
City of Monroe, Precinct 1	1	0.43%
City of Monroe, Precinct 2	0	0.00%
City of Monroe, Precinct 3N	0	0.00%
City of Monroe, Precinct 3S	0	0.00%
City of Monroe, Precinct 4	1	0.26%
City of Monroe, Precinct 5	0	0.00%
City of Monroe, Precinct 6	2	0.64%
City of Petersburg, Precinct 1	1	1.27%
Ash Township, Precinct 1	0	0.00%
Ash Township, Precinct 2	1	0.39%
Ash Township, Precinct 3	1	0.42%
Bedford Township, Precinct 1	0	0.00%
Bedford Township, Precinct 2	0	0.00%
Bedford Township, Precinct 3	0	0.00%
Bedford Township, Precinct 4	0	0.00%
Bedford Township, Precinct 5	0	0.00%
Bedford Township, Precinct 6	0	0.00%
Bedford Township, Precinct 7	0	0.00%
Bedford Township, Precinct 8	2	0.79%
Bedford Township, Precinct 9	0	0.00%
Bedford Township, Precinct 10	0	0.00%
Bedford Township, Precinct 11	1	0.43%
Bedford Township, Precinct 12	1	0.60%
Bedford Township, Precinct 13	0	0.00%
Bedford Township, Precinct 14	0	0.00%
Berlin Township, Precinct 1	0	0.00%
Berlin Township, Precinct 2	2	0.78%
Berlin Township, Precinct 3	0	0.00%
Berlin Township, Precinct 4	0	0.00%
Dundee Township, Precinct 1	0	0.00%
Dundee Township, Precinct 2	0	0.00%
Dundee Township, Precinct 3	0	0.00%
Erie Township, Precinct 1	0	0.00%
Erie Township, Precinct 2	0	0.00%
Exeter Township, Precinct 1	0	0.00%
Exeter Township, Precinct 2	1	0.57%
Frenchtown Township, Precinct 1	1	1.12%
Frenchtown Township, Precinct 2	0	0.00%
Frenchtown Township, Precinct 3	3	1.76%
Frenchtown Township, Precinct 4	0	0.00%
Frenchtown Township, Precinct 5	1	0.78%
Frenchtown Township, Precinct 6	0	0.00%
Frenchtown Township, Precinct 7	1	0.31%
Frenchtown Township, Precinct 8	0	0.00%
Frenchtown Township, Precinct 9	1	0.60%
Ida Township, Precinct 1	1	0.43%
Ida Township, Precinct 2	1	0.33%
LaSalle Township, Precinct 1	1	0.50%
LaSalle Township, Precinct 2	1	0.39%
London Township, Precinct 1	1	0.50%
Milan Township, Precinct 1	0	0.00%
Monroe Charter Township, Precinct 1	0	0.00%
Monroe Charter Township, Precinct 2	0	0.00%
Monroe Charter Township, Precinct 3	0	0.00%
Monroe Charter Township, Precinct 4	1	0.43%
Monroe Charter Township, Precinct 5	0	0.00%
Monroe Charter Township, Precinct 6	0	0.00%

Statement of Votes Cast
Monroe County
August 2010
SOVC For Jurisdiction Wide, All Counters, All Races
Official results

	State Senator	
	Write-In Votes	
Raisinville Township, Precinct 1	0	0.00%
Raisinville Township, Precinct 2	0	0.00%
Summerfield Township, Precinct 1	0	0.00%
Whiteford Township, Precinct 1	0	0.00%
Whiteford Township, Precinct 2	0	0.00%
Total	28	0.23%

Statement of Votes Cast
Monroe County
August 2010
SOVC For Jurisdiction Wide, All Counters, All Races
Official results

	State Rep 55th						
	Reg. Voters	Vote For	Total Votes	Frank Chrzanowski (REP)		Rick Olson (REP)	
Jurisdiction Wide							
City of Luna Pier, Precinct 1	-	-	-	-	-	-	-
City of Milan, Precinct 1	1395	1	140	63	45.00%	44	31.43%
City of Monroe, Precinct 1	-	-	-	-	-	-	-
City of Monroe, Precinct 2	-	-	-	-	-	-	-
City of Monroe, Precinct 3N	-	-	-	-	-	-	-
City of Monroe, Precinct 3S	-	-	-	-	-	-	-
City of Monroe, Precinct 4	-	-	-	-	-	-	-
City of Monroe, Precinct 5	-	-	-	-	-	-	-
City of Monroe, Precinct 6	-	-	-	-	-	-	-
City of Petersburg, Precinct 1	783	1	72	9	12.50%	46	63.89%
Ash Township, Precinct 1	-	-	-	-	-	-	-
Ash Township, Precinct 2	-	-	-	-	-	-	-
Ash Township, Precinct 3	-	-	-	-	-	-	-
Bedford Township, Precinct 1	1045	1	72	27	37.50%	21	29.17%
Bedford Township, Precinct 2	1741	1	178	43	24.16%	77	43.26%
Bedford Township, Precinct 3	1527	1	154	42	27.27%	64	41.56%
Bedford Township, Precinct 4	2051	1	209	48	22.97%	115	55.02%
Bedford Township, Precinct 5	1755	1	191	64	33.51%	74	38.74%
Bedford Township, Precinct 6	2042	1	265	40	15.09%	122	46.04%
Bedford Township, Precinct 7	1692	1	187	43	22.99%	102	54.55%
Bedford Township, Precinct 8	1720	1	265	59	22.26%	122	46.04%
Bedford Township, Precinct 9	1099	1	138	37	26.81%	56	40.58%
Bedford Township, Precinct 10	1215	1	143	51	35.66%	40	27.97%
Bedford Township, Precinct 11	2091	1	235	67	28.51%	80	34.04%
Bedford Township, Precinct 12	1368	1	171	42	24.56%	66	38.60%
Bedford Township, Precinct 13	1624	1	161	40	24.84%	58	36.02%
Bedford Township, Precinct 14	1714	1	56	8	14.29%	27	48.21%
Berlin Township, Precinct 1	-	-	-	-	-	-	-
Berlin Township, Precinct 2	-	-	-	-	-	-	-
Berlin Township, Precinct 3	-	-	-	-	-	-	-
Berlin Township, Precinct 4	-	-	-	-	-	-	-
Dundee Township, Precinct 1	1785	1	195	95	48.72%	72	36.92%
Dundee Township, Precinct 2	2040	1	166	55	33.13%	72	43.37%
Dundee Township, Precinct 3	1261	1	140	54	38.57%	36	25.71%
Erie Township, Precinct 1	1730	1	163	26	15.95%	56	34.36%
Erie Township, Precinct 2	1513	1	113	31	27.43%	44	38.94%
Exeter Township, Precinct 1	-	-	-	-	-	-	-
Exeter Township, Precinct 2	-	-	-	-	-	-	-
Frenchtown Township, Precinct 1	-	-	-	-	-	-	-
Frenchtown Township, Precinct 2	-	-	-	-	-	-	-
Frenchtown Township, Precinct 3	-	-	-	-	-	-	-
Frenchtown Township, Precinct 4	-	-	-	-	-	-	-
Frenchtown Township, Precinct 5	-	-	-	-	-	-	-
Frenchtown Township, Precinct 6	-	-	-	-	-	-	-
Frenchtown Township, Precinct 7	-	-	-	-	-	-	-
Frenchtown Township, Precinct 8	-	-	-	-	-	-	-
Frenchtown Township, Precinct 9	-	-	-	-	-	-	-
Ida Township, Precinct 1	-	-	-	-	-	-	-
Ida Township, Precinct 2	-	-	-	-	-	-	-
LaSalle Township, Precinct 1	-	-	-	-	-	-	-
LaSalle Township, Precinct 2	-	-	-	-	-	-	-
London Township, Precinct 1	-	-	-	-	-	-	-
Milan Township, Precinct 1	1364	1	176	77	43.75%	69	39.20%
Monroe Charter Township, Precinct 1	-	-	-	-	-	-	-
Monroe Charter Township, Precinct 2	-	-	-	-	-	-	-
Monroe Charter Township, Precinct 3	-	-	-	-	-	-	-
Monroe Charter Township, Precinct 4	-	-	-	-	-	-	-
Monroe Charter Township, Precinct 5	-	-	-	-	-	-	-
Monroe Charter Township, Precinct 6	-	-	-	-	-	-	-

Statement of Votes Cast
Monroe County
August 2010
SOVC For Jurisdiction Wide, All Counters, All Races
Official results

	State Rep 55th						
	Reg. Voters	Vote For	Total Votes	Frank Chrzanowski (REP)		Rick Olson (REP)	
Raisinville Township, Precinct 1	-	-	-	-	-	-	-
Raisinville Township, Precinct 2	-	-	-	-	-	-	-
Summerfield Township, Precinct 1	2571	1	221	70	31.67%	89	40.27%
Whiteford Township, Precinct 1	1903	1	153	38	24.84%	77	50.33%
Whiteford Township, Precinct 2	1529	1	128	36	28.13%	50	39.06%
Total	40558	25	4092	1165	28.47%	1679	41.03%

Statement of Votes Cast
Monroe County
August 2010
SOVC For Jurisdiction Wide, All Counters, All Races
Official results

	State Rep 55th					
	Andrew J. Sosnoski (REP)		Mary Kay Thayer (REP)		Write-In Votes	
Jurisdiction Wide						
City of Luna Pier, Precinct 1	-	-	-	-	-	-
City of Milan, Precinct 1	9	6.43%	24	17.14%	0	0.00%
City of Monroe, Precinct 1	-	-	-	-	-	-
City of Monroe, Precinct 2	-	-	-	-	-	-
City of Monroe, Precinct 3N	-	-	-	-	-	-
City of Monroe, Precinct 3S	-	-	-	-	-	-
City of Monroe, Precinct 4	-	-	-	-	-	-
City of Monroe, Precinct 5	-	-	-	-	-	-
City of Monroe, Precinct 6	-	-	-	-	-	-
City of Petersburg, Precinct 1	3	4.17%	14	19.44%	0	0.00%
Ash Township, Precinct 1	-	-	-	-	-	-
Ash Township, Precinct 2	-	-	-	-	-	-
Ash Township, Precinct 3	-	-	-	-	-	-
Bedford Township, Precinct 1	4	5.56%	20	27.78%	0	0.00%
Bedford Township, Precinct 2	9	5.06%	49	27.53%	0	0.00%
Bedford Township, Precinct 3	8	5.19%	40	25.97%	0	0.00%
Bedford Township, Precinct 4	6	2.87%	40	19.14%	0	0.00%
Bedford Township, Precinct 5	3	1.57%	50	26.18%	0	0.00%
Bedford Township, Precinct 6	40	15.09%	63	23.77%	0	0.00%
Bedford Township, Precinct 7	5	2.67%	36	19.25%	1	0.53%
Bedford Township, Precinct 8	6	2.26%	78	29.43%	0	0.00%
Bedford Township, Precinct 9	4	2.90%	41	29.71%	0	0.00%
Bedford Township, Precinct 10	21	14.69%	31	21.68%	0	0.00%
Bedford Township, Precinct 11	3	1.28%	84	35.74%	1	0.43%
Bedford Township, Precinct 12	3	1.75%	60	35.09%	0	0.00%
Bedford Township, Precinct 13	7	4.35%	54	33.54%	2	1.24%
Bedford Township, Precinct 14	1	1.79%	20	35.71%	0	0.00%
Berlin Township, Precinct 1	-	-	-	-	-	-
Berlin Township, Precinct 2	-	-	-	-	-	-
Berlin Township, Precinct 3	-	-	-	-	-	-
Berlin Township, Precinct 4	-	-	-	-	-	-
Dundee Township, Precinct 1	3	1.54%	23	11.79%	2	1.03%
Dundee Township, Precinct 2	6	3.61%	31	18.67%	2	1.20%
Dundee Township, Precinct 3	5	3.57%	45	32.14%	0	0.00%
Erie Township, Precinct 1	3	1.84%	78	47.85%	0	0.00%
Erie Township, Precinct 2	6	5.31%	32	28.32%	0	0.00%
Exeter Township, Precinct 1	-	-	-	-	-	-
Exeter Township, Precinct 2	-	-	-	-	-	-
Frenchtown Township, Precinct 1	-	-	-	-	-	-
Frenchtown Township, Precinct 2	-	-	-	-	-	-
Frenchtown Township, Precinct 3	-	-	-	-	-	-
Frenchtown Township, Precinct 4	-	-	-	-	-	-
Frenchtown Township, Precinct 5	-	-	-	-	-	-
Frenchtown Township, Precinct 6	-	-	-	-	-	-
Frenchtown Township, Precinct 7	-	-	-	-	-	-
Frenchtown Township, Precinct 8	-	-	-	-	-	-
Frenchtown Township, Precinct 9	-	-	-	-	-	-
Ida Township, Precinct 1	-	-	-	-	-	-
Ida Township, Precinct 2	-	-	-	-	-	-
LaSalle Township, Precinct 1	-	-	-	-	-	-
LaSalle Township, Precinct 2	-	-	-	-	-	-
London Township, Precinct 1	-	-	-	-	-	-
Milan Township, Precinct 1	4	2.27%	26	14.77%	0	0.00%
Monroe Charter Township, Precinct 1	-	-	-	-	-	-
Monroe Charter Township, Precinct 2	-	-	-	-	-	-
Monroe Charter Township, Precinct 3	-	-	-	-	-	-
Monroe Charter Township, Precinct 4	-	-	-	-	-	-
Monroe Charter Township, Precinct 5	-	-	-	-	-	-
Monroe Charter Township, Precinct 6	-	-	-	-	-	-

Statement of Votes Cast
Monroe County
August 2010
SOVC For Jurisdiction Wide, All Counters, All Races
Official results

	State Rep 55th					
	Andrew J. Sosnoski (REP)		Mary Kay Thayer (REP)		Write-In Votes	
Raisinville Township, Precinct 1	-	-	-	-	-	-
Raisinville Township, Precinct 2	-	-	-	-	-	-
Summerfield Township, Precinct 1	10	4.52%	52	23.53%	0	0.00%
Whiteford Township, Precinct 1	3	1.96%	34	22.22%	1	0.65%
Whiteford Township, Precinct 2	2	1.56%	40	31.25%	0	0.00%
Total	174	4.25%	1065	26.03%	9	0.22%

Statement of Votes Cast
Monroe County
August 2010
SOVC For Jurisdiction Wide, All Counters, All Races
Official results

	State Rep 56th								
	Reg. Voters	Vote For	Total Votes	Bob Wentz (REP)		Dale W. Zorn (REP)		Write-In Votes	
Jurisdiction Wide									
City of Luna Pier, Precinct 1	1171	1	71	18	25.35%	52	73.24%	1	1.41%
City of Milan, Precinct 1	-	-	-	-	-	-	-	-	-
City of Monroe, Precinct 1	2498	1	227	55	24.23%	170	74.89%	2	0.88%
City of Monroe, Precinct 2	2328	1	177	63	35.59%	114	64.41%	0	0.00%
City of Monroe, Precinct 3N	1178	1	76	18	23.68%	58	76.32%	0	0.00%
City of Monroe, Precinct 3S	1382	1	39	9	23.08%	30	76.92%	0	0.00%
City of Monroe, Precinct 4	2656	1	367	52	14.17%	314	85.56%	1	0.27%
City of Monroe, Precinct 5	2814	1	378	75	19.84%	301	79.63%	2	0.53%
City of Monroe, Precinct 6	2378	1	292	50	17.12%	242	82.88%	0	0.00%
City of Petersburg, Precinct 1	-	-	-	-	-	-	-	-	-
Ash Township, Precinct 1	2163	1	204	68	33.33%	135	66.18%	1	0.49%
Ash Township, Precinct 2	2003	1	237	76	32.07%	160	67.51%	1	0.42%
Ash Township, Precinct 3	1802	1	219	61	27.85%	157	71.69%	1	0.46%
Bedford Township, Precinct 1	-	-	-	-	-	-	-	-	-
Bedford Township, Precinct 2	-	-	-	-	-	-	-	-	-
Bedford Township, Precinct 3	-	-	-	-	-	-	-	-	-
Bedford Township, Precinct 4	-	-	-	-	-	-	-	-	-
Bedford Township, Precinct 5	-	-	-	-	-	-	-	-	-
Bedford Township, Precinct 6	-	-	-	-	-	-	-	-	-
Bedford Township, Precinct 7	-	-	-	-	-	-	-	-	-
Bedford Township, Precinct 8	-	-	-	-	-	-	-	-	-
Bedford Township, Precinct 9	-	-	-	-	-	-	-	-	-
Bedford Township, Precinct 10	-	-	-	-	-	-	-	-	-
Bedford Township, Precinct 11	-	-	-	-	-	-	-	-	-
Bedford Township, Precinct 12	-	-	-	-	-	-	-	-	-
Bedford Township, Precinct 13	-	-	-	-	-	-	-	-	-
Bedford Township, Precinct 14	-	-	-	-	-	-	-	-	-
Berlin Township, Precinct 1	1535	1	104	31	29.81%	72	69.23%	1	0.96%
Berlin Township, Precinct 2	2440	1	231	101	43.72%	126	54.55%	4	1.73%
Berlin Township, Precinct 3	1203	1	178	68	38.20%	110	61.80%	0	0.00%
Berlin Township, Precinct 4	1747	1	206	83	40.29%	123	59.71%	0	0.00%
Dundee Township, Precinct 1	-	-	-	-	-	-	-	-	-
Dundee Township, Precinct 2	-	-	-	-	-	-	-	-	-
Dundee Township, Precinct 3	-	-	-	-	-	-	-	-	-
Erie Township, Precinct 1	-	-	-	-	-	-	-	-	-
Erie Township, Precinct 2	-	-	-	-	-	-	-	-	-
Exeter Township, Precinct 1	1398	1	198	35	17.68%	163	82.32%	0	0.00%
Exeter Township, Precinct 2	1521	1	172	40	23.26%	132	76.74%	0	0.00%
Frenchtown Township, Precinct 1	652	1	82	20	24.39%	62	75.61%	0	0.00%
Frenchtown Township, Precinct 2	1247	1	100	28	28.00%	71	71.00%	1	1.00%
Frenchtown Township, Precinct 3	1269	1	155	36	23.23%	117	75.48%	2	1.29%
Frenchtown Township, Precinct 4	2001	1	243	37	15.23%	204	83.95%	2	0.82%
Frenchtown Township, Precinct 5	2490	1	120	45	37.50%	74	61.67%	1	0.83%
Frenchtown Township, Precinct 6	1979	1	179	56	31.28%	122	68.16%	1	0.56%
Frenchtown Township, Precinct 7	2394	1	301	65	21.59%	236	78.41%	0	0.00%
Frenchtown Township, Precinct 8	1565	1	166	49	29.52%	116	69.88%	1	0.60%
Frenchtown Township, Precinct 9	1431	1	158	34	21.52%	123	77.85%	1	0.63%
Ida Township, Precinct 1	1980	1	231	42	18.18%	188	81.39%	1	0.43%
Ida Township, Precinct 2	1844	1	304	46	15.13%	258	84.87%	0	0.00%
LaSalle Township, Precinct 1	1682	1	189	36	19.05%	152	80.42%	1	0.53%
LaSalle Township, Precinct 2	2045	1	250	56	22.40%	193	77.20%	1	0.40%
London Township, Precinct 1	2263	1	202	49	24.26%	152	75.25%	1	0.50%
Milan Township, Precinct 1	-	-	-	-	-	-	-	-	-
Monroe Charter Township, Precinct 1	1319	1	150	35	23.33%	115	76.67%	0	0.00%
Monroe Charter Township, Precinct 2	1500	1	73	29	39.73%	44	60.27%	0	0.00%
Monroe Charter Township, Precinct 3	1033	1	145	29	20.00%	116	80.00%	0	0.00%
Monroe Charter Township, Precinct 4	2277	1	223	44	19.73%	177	79.37%	2	0.90%
Monroe Charter Township, Precinct 5	2231	1	265	66	24.91%	198	74.72%	1	0.38%
Monroe Charter Township, Precinct 6	1699	1	226	42	18.58%	184	81.42%	0	0.00%

Statement of Votes Cast
Monroe County
August 2010
SOVC For Jurisdiction Wide, All Counters, All Races
Official results

	State Rep 56th								
	Reg. Voters	Vote For	Total Votes	Bob Wentz (REP)		Dale W. Zorn (REP)		Write-In Votes	
Raisinville Township, Precinct 1	2078	1	363	58	15.98%	305	84.02%	0	0.00%
Raisinville Township, Precinct 2	2356	1	280	61	21.79%	219	78.21%	0	0.00%
Summerfield Township, Precinct 1	-	-	-	-	-	-	-	-	-
Whiteford Township, Precinct 1	-	-	-	-	-	-	-	-	-
Whiteford Township, Precinct 2	-	-	-	-	-	-	-	-	-
Total	71552	39	7781	1866	23.98%	5885	75.63%	30	0.39%

Statement of Votes Cast
Monroe County
August 2010
SOVC For Jurisdiction Wide, All Counters, All Races
Official results

	County Road Commissioner							
	Reg. Voters	Vote For	Total Votes	Bob Stammer (REP)		Write-In Votes	
Jurisdiction Wide							
City of Luna Pier, Precinct 1	1171	1	53	52	98.11%	1	1.89%
City of Milan, Precinct 1	1395	1	120	118	98.33%	2	1.67%
City of Monroe, Precinct 1	2498	1	176	174	98.86%	2	1.14%
City of Monroe, Precinct 2	2328	1	135	135	100.00%	0	0.00%
City of Monroe, Precinct 3N	1178	1	57	57	100.00%	0	0.00%
City of Monroe, Precinct 3S	1382	1	25	25	100.00%	0	0.00%
City of Monroe, Precinct 4	2656	1	276	270	97.83%	6	2.17%
City of Monroe, Precinct 5	2814	1	264	262	99.24%	2	0.76%
City of Monroe, Precinct 6	2378	1	194	188	96.91%	6	3.09%
City of Petersburg, Precinct 1	783	1	47	47	100.00%	0	0.00%
Ash Township, Precinct 1	2163	1	113	113	100.00%	0	0.00%
Ash Township, Precinct 2	2003	1	179	179	100.00%	0	0.00%
Ash Township, Precinct 3	1802	1	168	168	100.00%	0	0.00%
Bedford Township, Precinct 1	1045	1	64	64	100.00%	0	0.00%
Bedford Township, Precinct 2	1741	1	118	118	100.00%	0	0.00%
Bedford Township, Precinct 3	1527	1	103	100	97.09%	3	2.91%
Bedford Township, Precinct 4	2051	1	164	163	99.39%	1	0.61%
Bedford Township, Precinct 5	1755	1	154	154	100.00%	0	0.00%
Bedford Township, Precinct 6	2042	1	177	176	99.44%	1	0.56%
Bedford Township, Precinct 7	1692	1	141	141	100.00%	0	0.00%
Bedford Township, Precinct 8	1720	1	166	163	98.19%	3	1.81%
Bedford Township, Precinct 9	1099	1	98	98	100.00%	0	0.00%
Bedford Township, Precinct 10	1215	1	111	111	100.00%	0	0.00%
Bedford Township, Precinct 11	2091	1	168	168	100.00%	0	0.00%
Bedford Township, Precinct 12	1368	1	137	136	99.27%	1	0.73%
Bedford Township, Precinct 13	1624	1	121	117	96.69%	4	3.31%
Bedford Township, Precinct 14	1714	1	41	41	100.00%	0	0.00%
Berlin Township, Precinct 1	1535	1	74	73	98.65%	1	1.35%
Berlin Township, Precinct 2	2440	1	189	185	97.88%	4	2.12%
Berlin Township, Precinct 3	1203	1	117	116	99.15%	1	0.85%
Berlin Township, Precinct 4	1747	1	173	172	99.42%	1	0.58%
Dundee Township, Precinct 1	1785	1	148	148	100.00%	0	0.00%
Dundee Township, Precinct 2	2040	1	116	115	99.14%	1	0.86%
Dundee Township, Precinct 3	1261	1	86	83	96.51%	3	3.49%
Erie Township, Precinct 1	1730	1	122	117	95.90%	5	4.10%
Erie Township, Precinct 2	1513	1	77	76	98.70%	1	1.30%
Exeter Township, Precinct 1	1398	1	107	106	99.07%	1	0.93%
Exeter Township, Precinct 2	1521	1	112	111	99.11%	1	0.89%
Frenchtown Township, Precinct 1	652	1	59	59	100.00%	0	0.00%
Frenchtown Township, Precinct 2	1247	1	69	69	100.00%	0	0.00%
Frenchtown Township, Precinct 3	1269	1	85	82	96.47%	3	3.53%
Frenchtown Township, Precinct 4	2001	1	146	145	99.32%	1	0.68%
Frenchtown Township, Precinct 5	2490	1	93	89	95.70%	4	4.30%
Frenchtown Township, Precinct 6	1979	1	134	134	100.00%	0	0.00%
Frenchtown Township, Precinct 7	2394	1	227	226	99.56%	1	0.44%
Frenchtown Township, Precinct 8	1565	1	124	123	99.19%	1	0.81%
Frenchtown Township, Precinct 9	1431	1	93	91	97.85%	2	2.15%
Ida Township, Precinct 1	1980	1	163	163	100.00%	0	0.00%
Ida Township, Precinct 2	1844	1	198	197	99.49%	1	0.51%
LaSalle Township, Precinct 1	1682	1	133	132	99.25%	1	0.75%
LaSalle Township, Precinct 2	2045	1	172	171	99.42%	1	0.58%
London Township, Precinct 1	2263	1	124	118	95.16%	6	4.84%
Milan Township, Precinct 1	1364	1	132	131	99.24%	1	0.76%
Monroe Charter Township, Precinct 1	1319	1	95	95	100.00%	0	0.00%
Monroe Charter Township, Precinct 2	1500	1	54	54	100.00%	0	0.00%
Monroe Charter Township, Precinct 3	1033	1	101	98	97.03%	3	2.97%
Monroe Charter Township, Precinct 4	2277	1	166	165	99.40%	1	0.60%
Monroe Charter Township, Precinct 5	2231	1	182	181	99.45%	1	0.55%
Monroe Charter Township, Precinct 6	1699	1	146	145	99.32%	1	0.68%

Statement of Votes Cast
Monroe County
August 2010
SOVC For Jurisdiction Wide, All Counters, All Races
Official results

	County Road Commissioner						
	Reg. Voters	Vote For	Total Votes	Bob Stammer (REP)		Write-In Votes	
Raisinville Township, Precinct 1	2078	1	219	218	99.54%	1	0.46%
Raisinville Township, Precinct 2	2356	1	201	198	98.51%	3	1.49%
Summerfield Township, Precinct 1	2571	1	160	159	99.38%	1	0.63%
Whiteford Township, Precinct 1	1903	1	106	105	99.06%	1	0.94%
Whiteford Township, Precinct 2	1529	1	114	114	100.00%	0	0.00%
Total	112110	64	8387	8302	98.99%	85	1.01%

Statement of Votes Cast
Monroe County
August 2010
SOVC For Jurisdiction Wide, All Counters, All Races
Official results

	County Commissioner #1						
	Reg. Voters	Vote For	Total Votes	J. Henry Lievens (REP)		Write-In Votes	
Jurisdiction Wide							
City of Luna Pier, Precinct 1	-	-	-	-	-	-	-
City of Milan, Precinct 1	1395	1	118	116	98.31%	2	1.69%
City of Monroe, Precinct 1	-	-	-	-	-	-	-
City of Monroe, Precinct 2	-	-	-	-	-	-	-
City of Monroe, Precinct 3N	-	-	-	-	-	-	-
City of Monroe, Precinct 3S	-	-	-	-	-	-	-
City of Monroe, Precinct 4	-	-	-	-	-	-	-
City of Monroe, Precinct 5	-	-	-	-	-	-	-
City of Monroe, Precinct 6	-	-	-	-	-	-	-
City of Petersburg, Precinct 1	783	1	50	50	100.00%	0	0.00%
Ash Township, Precinct 1	-	-	-	-	-	-	-
Ash Township, Precinct 2	-	-	-	-	-	-	-
Ash Township, Precinct 3	-	-	-	-	-	-	-
Bedford Township, Precinct 1	-	-	-	-	-	-	-
Bedford Township, Precinct 2	-	-	-	-	-	-	-
Bedford Township, Precinct 3	-	-	-	-	-	-	-
Bedford Township, Precinct 4	-	-	-	-	-	-	-
Bedford Township, Precinct 5	-	-	-	-	-	-	-
Bedford Township, Precinct 6	-	-	-	-	-	-	-
Bedford Township, Precinct 7	-	-	-	-	-	-	-
Bedford Township, Precinct 8	-	-	-	-	-	-	-
Bedford Township, Precinct 9	-	-	-	-	-	-	-
Bedford Township, Precinct 10	-	-	-	-	-	-	-
Bedford Township, Precinct 11	-	-	-	-	-	-	-
Bedford Township, Precinct 12	-	-	-	-	-	-	-
Bedford Township, Precinct 13	-	-	-	-	-	-	-
Bedford Township, Precinct 14	-	-	-	-	-	-	-
Berlin Township, Precinct 1	-	-	-	-	-	-	-
Berlin Township, Precinct 2	-	-	-	-	-	-	-
Berlin Township, Precinct 3	-	-	-	-	-	-	-
Berlin Township, Precinct 4	-	-	-	-	-	-	-
Dundee Township, Precinct 1	1785	1	157	152	96.82%	5	3.18%
Dundee Township, Precinct 2	2040	1	117	115	98.29%	2	1.71%
Dundee Township, Precinct 3	-	-	-	-	-	-	-
Erie Township, Precinct 1	-	-	-	-	-	-	-
Erie Township, Precinct 2	-	-	-	-	-	-	-
Exeter Township, Precinct 1	-	-	-	-	-	-	-
Exeter Township, Precinct 2	-	-	-	-	-	-	-
Frenchtown Township, Precinct 1	-	-	-	-	-	-	-
Frenchtown Township, Precinct 2	-	-	-	-	-	-	-
Frenchtown Township, Precinct 3	-	-	-	-	-	-	-
Frenchtown Township, Precinct 4	-	-	-	-	-	-	-
Frenchtown Township, Precinct 5	-	-	-	-	-	-	-
Frenchtown Township, Precinct 6	-	-	-	-	-	-	-
Frenchtown Township, Precinct 7	-	-	-	-	-	-	-
Frenchtown Township, Precinct 8	-	-	-	-	-	-	-
Frenchtown Township, Precinct 9	-	-	-	-	-	-	-
Ida Township, Precinct 1	-	-	-	-	-	-	-
Ida Township, Precinct 2	-	-	-	-	-	-	-
LaSalle Township, Precinct 1	-	-	-	-	-	-	-
LaSalle Township, Precinct 2	-	-	-	-	-	-	-
London Township, Precinct 1	-	-	-	-	-	-	-
Milan Township, Precinct 1	1364	1	133	132	99.25%	1	0.75%
Monroe Charter Township, Precinct 1	-	-	-	-	-	-	-
Monroe Charter Township, Precinct 2	-	-	-	-	-	-	-
Monroe Charter Township, Precinct 3	-	-	-	-	-	-	-
Monroe Charter Township, Precinct 4	-	-	-	-	-	-	-
Monroe Charter Township, Precinct 5	-	-	-	-	-	-	-
Monroe Charter Township, Precinct 6	-	-	-	-	-	-	-

Statement of Votes Cast
Monroe County
August 2010
SOVC For Jurisdiction Wide, All Counters, All Races
Official results

	County Commissioner #1						
	Reg. Voters	Vote For	Total Votes	J. Henry Lievens (REP)		Write-In Votes	
Raisinville Township, Precinct 1	-	-	-	-	-	-	-
Raisinville Township, Precinct 2	-	-	-	-	-	-	-
Summerfield Township, Precinct 1	2571	1	168	168	100.00%	0	0.00%
Whiteford Township, Precinct 1	1903	1	111	111	100.00%	0	0.00%
Whiteford Township, Precinct 2	1529	1	125	124	99.20%	1	0.80%
Total	13370	8	979	968	98.88%	11	1.12%

Statement of Votes Cast
Monroe County
August 2010
SOVC For Jurisdiction Wide, All Counters, All Races
Official results

	County Commissioner #2								
	Reg. Voters	Vote For	Total Votes	Carl Arnold (REP)		E. Scott Desbrough (REP)		Marvin J. Hicks (REP)	
Jurisdiction Wide									
City of Luna Pier, Precinct 1	-	-	-	-	-	-	-	-	-
City of Milan, Precinct 1	-	-	-	-	-	-	-	-	-
City of Monroe, Precinct 1	-	-	-	-	-	-	-	-	-
City of Monroe, Precinct 2	-	-	-	-	-	-	-	-	-
City of Monroe, Precinct 3N	-	-	-	-	-	-	-	-	-
City of Monroe, Precinct 3S	-	-	-	-	-	-	-	-	-
City of Monroe, Precinct 4	-	-	-	-	-	-	-	-	-
City of Monroe, Precinct 5	-	-	-	-	-	-	-	-	-
City of Monroe, Precinct 6	-	-	-	-	-	-	-	-	-
City of Petersburg, Precinct 1	-	-	-	-	-	-	-	-	-
Ash Township, Precinct 1	-	-	-	-	-	-	-	-	-
Ash Township, Precinct 2	-	-	-	-	-	-	-	-	-
Ash Township, Precinct 3	-	-	-	-	-	-	-	-	-
Bedford Township, Precinct 1	-	-	-	-	-	-	-	-	-
Bedford Township, Precinct 2	-	-	-	-	-	-	-	-	-
Bedford Township, Precinct 3	-	-	-	-	-	-	-	-	-
Bedford Township, Precinct 4	-	-	-	-	-	-	-	-	-
Bedford Township, Precinct 5	-	-	-	-	-	-	-	-	-
Bedford Township, Precinct 6	-	-	-	-	-	-	-	-	-
Bedford Township, Precinct 7	-	-	-	-	-	-	-	-	-
Bedford Township, Precinct 8	-	-	-	-	-	-	-	-	-
Bedford Township, Precinct 9	-	-	-	-	-	-	-	-	-
Bedford Township, Precinct 10	-	-	-	-	-	-	-	-	-
Bedford Township, Precinct 11	-	-	-	-	-	-	-	-	-
Bedford Township, Precinct 12	-	-	-	-	-	-	-	-	-
Bedford Township, Precinct 13	-	-	-	-	-	-	-	-	-
Bedford Township, Precinct 14	-	-	-	-	-	-	-	-	-
Berlin Township, Precinct 1	-	-	-	-	-	-	-	-	-
Berlin Township, Precinct 2	-	-	-	-	-	-	-	-	-
Berlin Township, Precinct 3	-	-	-	-	-	-	-	-	-
Berlin Township, Precinct 4	-	-	-	-	-	-	-	-	-
Dundee Township, Precinct 1	-	-	-	-	-	-	-	-	-
Dundee Township, Precinct 2	-	-	-	-	-	-	-	-	-
Dundee Township, Precinct 3	1261	1	126	16	12.70%	15	11.90%	24	19.05%
Erie Township, Precinct 1	-	-	-	-	-	-	-	-	-
Erie Township, Precinct 2	-	-	-	-	-	-	-	-	-
Exeter Township, Precinct 1	1398	1	142	19	13.38%	13	9.15%	8	5.63%
Exeter Township, Precinct 2	-	-	-	-	-	-	-	-	-
Frenchtown Township, Precinct 1	-	-	-	-	-	-	-	-	-
Frenchtown Township, Precinct 2	-	-	-	-	-	-	-	-	-
Frenchtown Township, Precinct 3	-	-	-	-	-	-	-	-	-
Frenchtown Township, Precinct 4	-	-	-	-	-	-	-	-	-
Frenchtown Township, Precinct 5	-	-	-	-	-	-	-	-	-
Frenchtown Township, Precinct 6	-	-	-	-	-	-	-	-	-
Frenchtown Township, Precinct 7	-	-	-	-	-	-	-	-	-
Frenchtown Township, Precinct 8	-	-	-	-	-	-	-	-	-
Frenchtown Township, Precinct 9	-	-	-	-	-	-	-	-	-
Ida Township, Precinct 1	1980	1	188	32	17.02%	19	10.11%	43	22.87%
Ida Township, Precinct 2	1844	1	261	60	22.99%	23	8.81%	39	14.94%
LaSalle Township, Precinct 1	-	-	-	-	-	-	-	-	-
LaSalle Township, Precinct 2	-	-	-	-	-	-	-	-	-
London Township, Precinct 1	2263	1	149	13	8.72%	19	12.75%	20	13.42%
Milan Township, Precinct 1	-	-	-	-	-	-	-	-	-
Monroe Charter Township, Precinct 1	-	-	-	-	-	-	-	-	-
Monroe Charter Township, Precinct 2	-	-	-	-	-	-	-	-	-
Monroe Charter Township, Precinct 3	-	-	-	-	-	-	-	-	-
Monroe Charter Township, Precinct 4	-	-	-	-	-	-	-	-	-
Monroe Charter Township, Precinct 5	-	-	-	-	-	-	-	-	-
Monroe Charter Township, Precinct 6	-	-	-	-	-	-	-	-	-

Statement of Votes Cast
Monroe County
August 2010
SOVC For Jurisdiction Wide, All Counters, All Races
Official results

	County Commissioner #2								
	Reg. Voters	Vote For	Total Votes	Carl Arnold (REP)		E. Scott Desbrough (REP)		Marvin J. Hicks (REP)	
Raisinville Township, Precinct 1	2078	1	294	25	8.50%	15	5.10%	33	11.22%
Raisinville Township, Precinct 2	2356	1	250	39	15.60%	17	6.80%	46	18.40%
Summerfield Township, Precinct 1	-	-	-	-	-	-	-	-	-
Whiteford Township, Precinct 1	-	-	-	-	-	-	-	-	-
Whiteford Township, Precinct 2	-	-	-	-	-	-	-	-	-
Total	13180	7	1410	204	14.47%	121	8.58%	213	15.11%

Statement of Votes Cast
Monroe County
August 2010
SOVC For Jurisdiction Wide, All Counters, All Races
Official results

	County Commissioner #2							
	David C. Hoffman (REP)		Timothy J. Laitur (REP)		Gregory B. Lane (REP)		Write-In Votes	
Jurisdiction Wide								
City of Luna Pier, Precinct 1	-	-	-	-	-	-	-	-
City of Milan, Precinct 1	-	-	-	-	-	-	-	-
City of Monroe, Precinct 1	-	-	-	-	-	-	-	-
City of Monroe, Precinct 2	-	-	-	-	-	-	-	-
City of Monroe, Precinct 3N	-	-	-	-	-	-	-	-
City of Monroe, Precinct 3S	-	-	-	-	-	-	-	-
City of Monroe, Precinct 4	-	-	-	-	-	-	-	-
City of Monroe, Precinct 5	-	-	-	-	-	-	-	-
City of Monroe, Precinct 6	-	-	-	-	-	-	-	-
City of Petersburg, Precinct 1	-	-	-	-	-	-	-	-
Ash Township, Precinct 1	-	-	-	-	-	-	-	-
Ash Township, Precinct 2	-	-	-	-	-	-	-	-
Ash Township, Precinct 3	-	-	-	-	-	-	-	-
Bedford Township, Precinct 1	-	-	-	-	-	-	-	-
Bedford Township, Precinct 2	-	-	-	-	-	-	-	-
Bedford Township, Precinct 3	-	-	-	-	-	-	-	-
Bedford Township, Precinct 4	-	-	-	-	-	-	-	-
Bedford Township, Precinct 5	-	-	-	-	-	-	-	-
Bedford Township, Precinct 6	-	-	-	-	-	-	-	-
Bedford Township, Precinct 7	-	-	-	-	-	-	-	-
Bedford Township, Precinct 8	-	-	-	-	-	-	-	-
Bedford Township, Precinct 9	-	-	-	-	-	-	-	-
Bedford Township, Precinct 10	-	-	-	-	-	-	-	-
Bedford Township, Precinct 11	-	-	-	-	-	-	-	-
Bedford Township, Precinct 12	-	-	-	-	-	-	-	-
Bedford Township, Precinct 13	-	-	-	-	-	-	-	-
Bedford Township, Precinct 14	-	-	-	-	-	-	-	-
Berlin Township, Precinct 1	-	-	-	-	-	-	-	-
Berlin Township, Precinct 2	-	-	-	-	-	-	-	-
Berlin Township, Precinct 3	-	-	-	-	-	-	-	-
Berlin Township, Precinct 4	-	-	-	-	-	-	-	-
Dundee Township, Precinct 1	-	-	-	-	-	-	-	-
Dundee Township, Precinct 2	-	-	-	-	-	-	-	-
Dundee Township, Precinct 3	48	38.10%	14	11.11%	9	7.14%	0	0.00%
Erie Township, Precinct 1	-	-	-	-	-	-	-	-
Erie Township, Precinct 2	-	-	-	-	-	-	-	-
Exeter Township, Precinct 1	58	40.85%	33	23.24%	11	7.75%	0	0.00%
Exeter Township, Precinct 2	-	-	-	-	-	-	-	-
Frenchtown Township, Precinct 1	-	-	-	-	-	-	-	-
Frenchtown Township, Precinct 2	-	-	-	-	-	-	-	-
Frenchtown Township, Precinct 3	-	-	-	-	-	-	-	-
Frenchtown Township, Precinct 4	-	-	-	-	-	-	-	-
Frenchtown Township, Precinct 5	-	-	-	-	-	-	-	-
Frenchtown Township, Precinct 6	-	-	-	-	-	-	-	-
Frenchtown Township, Precinct 7	-	-	-	-	-	-	-	-
Frenchtown Township, Precinct 8	-	-	-	-	-	-	-	-
Frenchtown Township, Precinct 9	-	-	-	-	-	-	-	-
Ida Township, Precinct 1	39	20.74%	14	7.45%	40	21.28%	1	0.53%
Ida Township, Precinct 2	36	13.79%	22	8.43%	79	30.27%	2	0.77%
LaSalle Township, Precinct 1	-	-	-	-	-	-	-	-
LaSalle Township, Precinct 2	-	-	-	-	-	-	-	-
London Township, Precinct 1	60	40.27%	15	10.07%	21	14.09%	1	0.67%
Milan Township, Precinct 1	-	-	-	-	-	-	-	-
Monroe Charter Township, Precinct 1	-	-	-	-	-	-	-	-
Monroe Charter Township, Precinct 2	-	-	-	-	-	-	-	-
Monroe Charter Township, Precinct 3	-	-	-	-	-	-	-	-
Monroe Charter Township, Precinct 4	-	-	-	-	-	-	-	-
Monroe Charter Township, Precinct 5	-	-	-	-	-	-	-	-
Monroe Charter Township, Precinct 6	-	-	-	-	-	-	-	-

Statement of Votes Cast
Monroe County
August 2010
SOVC For Jurisdiction Wide, All Counters, All Races
Official results

	County Commissioner #2							
	David C. Hoffman (REP)		Timothy J. Laitur (REP)		Gregory B. Lane (REP)		Write-In Votes	
Raisinville Township, Precinct 1	164	55.78%	38	12.93%	18	6.12%	1	0.34%
Raisinville Township, Precinct 2	66	26.40%	23	9.20%	59	23.60%	0	0.00%
Summerfield Township, Precinct 1	-	-	-	-	-	-	-	-
Whiteford Township, Precinct 1	-	-	-	-	-	-	-	-
Whiteford Township, Precinct 2	-	-	-	-	-	-	-	-
Total	471	33.40%	159	11.28%	237	16.81%	5	0.35%

Statement of Votes Cast
Monroe County
August 2010
SOVC For Jurisdiction Wide, All Counters, All Races
Official results

	County Commissioner #3						
	Reg. Voters	Vote For	Total Votes	Stephen R. Bell (REP)		Write-In Votes	
Jurisdiction Wide							
City of Luna Pier, Precinct 1	-	-	-	-	-	-	-
City of Milan, Precinct 1	-	-	-	-	-	-	-
City of Monroe, Precinct 1	-	-	-	-	-	-	-
City of Monroe, Precinct 2	-	-	-	-	-	-	-
City of Monroe, Precinct 3N	-	-	-	-	-	-	-
City of Monroe, Precinct 3S	-	-	-	-	-	-	-
City of Monroe, Precinct 4	-	-	-	-	-	-	-
City of Monroe, Precinct 5	-	-	-	-	-	-	-
City of Monroe, Precinct 6	-	-	-	-	-	-	-
City of Petersburg, Precinct 1	-	-	-	-	-	-	-
Ash Township, Precinct 1	2163	1	117	117	100.00%	0	0.00%
Ash Township, Precinct 2	2003	1	181	180	99.45%	1	0.55%
Ash Township, Precinct 3	1802	1	164	163	99.39%	1	0.61%
Bedford Township, Precinct 1	-	-	-	-	-	-	-
Bedford Township, Precinct 2	-	-	-	-	-	-	-
Bedford Township, Precinct 3	-	-	-	-	-	-	-
Bedford Township, Precinct 4	-	-	-	-	-	-	-
Bedford Township, Precinct 5	-	-	-	-	-	-	-
Bedford Township, Precinct 6	-	-	-	-	-	-	-
Bedford Township, Precinct 7	-	-	-	-	-	-	-
Bedford Township, Precinct 8	-	-	-	-	-	-	-
Bedford Township, Precinct 9	-	-	-	-	-	-	-
Bedford Township, Precinct 10	-	-	-	-	-	-	-
Bedford Township, Precinct 11	-	-	-	-	-	-	-
Bedford Township, Precinct 12	-	-	-	-	-	-	-
Bedford Township, Precinct 13	-	-	-	-	-	-	-
Bedford Township, Precinct 14	-	-	-	-	-	-	-
Berlin Township, Precinct 1	1535	1	75	74	98.67%	1	1.33%
Berlin Township, Precinct 2	2440	1	189	186	98.41%	3	1.59%
Berlin Township, Precinct 3	1203	1	125	125	100.00%	0	0.00%
Berlin Township, Precinct 4	1747	1	185	183	98.92%	2	1.08%
Dundee Township, Precinct 1	-	-	-	-	-	-	-
Dundee Township, Precinct 2	-	-	-	-	-	-	-
Dundee Township, Precinct 3	-	-	-	-	-	-	-
Erie Township, Precinct 1	-	-	-	-	-	-	-
Erie Township, Precinct 2	-	-	-	-	-	-	-
Exeter Township, Precinct 1	-	-	-	-	-	-	-
Exeter Township, Precinct 2	1521	1	109	108	99.08%	1	0.92%
Frenchtown Township, Precinct 1	-	-	-	-	-	-	-
Frenchtown Township, Precinct 2	-	-	-	-	-	-	-
Frenchtown Township, Precinct 3	-	-	-	-	-	-	-
Frenchtown Township, Precinct 4	-	-	-	-	-	-	-
Frenchtown Township, Precinct 5	-	-	-	-	-	-	-
Frenchtown Township, Precinct 6	-	-	-	-	-	-	-
Frenchtown Township, Precinct 7	-	-	-	-	-	-	-
Frenchtown Township, Precinct 8	-	-	-	-	-	-	-
Frenchtown Township, Precinct 9	-	-	-	-	-	-	-
Ida Township, Precinct 1	-	-	-	-	-	-	-
Ida Township, Precinct 2	-	-	-	-	-	-	-
LaSalle Township, Precinct 1	-	-	-	-	-	-	-
LaSalle Township, Precinct 2	-	-	-	-	-	-	-
London Township, Precinct 1	-	-	-	-	-	-	-
Milan Township, Precinct 1	-	-	-	-	-	-	-
Monroe Charter Township, Precinct 1	-	-	-	-	-	-	-
Monroe Charter Township, Precinct 2	-	-	-	-	-	-	-
Monroe Charter Township, Precinct 3	-	-	-	-	-	-	-
Monroe Charter Township, Precinct 4	-	-	-	-	-	-	-
Monroe Charter Township, Precinct 5	-	-	-	-	-	-	-
Monroe Charter Township, Precinct 6	-	-	-	-	-	-	-

Statement of Votes Cast
Monroe County
August 2010
SOVC For Jurisdiction Wide, All Counters, All Races
Official results

	County Commissioner #3						
	Reg. Voters	Vote For	Total Votes	Stephen R. Bell (REP)		Write-In Votes	
Raisinville Township, Precinct 1	-	-	-	-	-	-	-
Raisinville Township, Precinct 2	-	-	-	-	-	-	-
Summerfield Township, Precinct 1	-	-	-	-	-	-	-
Whiteford Township, Precinct 1	-	-	-	-	-	-	-
Whiteford Township, Precinct 2	-	-	-	-	-	-	-
Total	14414	8	1145	1136	99.21%	9	0.79%

Statement of Votes Cast
Monroe County
August 2010
SOVC For Jurisdiction Wide, All Counters, All Races
Official results

	County Commissioner #4						
	Reg. Voters	Vote For	Total Votes	Dan Donahue (REP)		Write-In Votes	
Jurisdiction Wide							
City of Luna Pier, Precinct 1	-	-	-	-	-	-	-
City of Milan, Precinct 1	-	-	-	-	-	-	-
City of Monroe, Precinct 1	-	-	-	-	-	-	-
City of Monroe, Precinct 2	-	-	-	-	-	-	-
City of Monroe, Precinct 3N	-	-	-	-	-	-	-
City of Monroe, Precinct 3S	-	-	-	-	-	-	-
City of Monroe, Precinct 4	-	-	-	-	-	-	-
City of Monroe, Precinct 5	-	-	-	-	-	-	-
City of Monroe, Precinct 6	-	-	-	-	-	-	-
City of Petersburg, Precinct 1	-	-	-	-	-	-	-
Ash Township, Precinct 1	-	-	-	-	-	-	-
Ash Township, Precinct 2	-	-	-	-	-	-	-
Ash Township, Precinct 3	-	-	-	-	-	-	-
Bedford Township, Precinct 1	-	-	-	-	-	-	-
Bedford Township, Precinct 2	-	-	-	-	-	-	-
Bedford Township, Precinct 3	-	-	-	-	-	-	-
Bedford Township, Precinct 4	-	-	-	-	-	-	-
Bedford Township, Precinct 5	-	-	-	-	-	-	-
Bedford Township, Precinct 6	-	-	-	-	-	-	-
Bedford Township, Precinct 7	-	-	-	-	-	-	-
Bedford Township, Precinct 8	-	-	-	-	-	-	-
Bedford Township, Precinct 9	-	-	-	-	-	-	-
Bedford Township, Precinct 10	-	-	-	-	-	-	-
Bedford Township, Precinct 11	-	-	-	-	-	-	-
Bedford Township, Precinct 12	-	-	-	-	-	-	-
Bedford Township, Precinct 13	-	-	-	-	-	-	-
Bedford Township, Precinct 14	-	-	-	-	-	-	-
Berlin Township, Precinct 1	-	-	-	-	-	-	-
Berlin Township, Precinct 2	-	-	-	-	-	-	-
Berlin Township, Precinct 3	-	-	-	-	-	-	-
Berlin Township, Precinct 4	-	-	-	-	-	-	-
Dundee Township, Precinct 1	-	-	-	-	-	-	-
Dundee Township, Precinct 2	-	-	-	-	-	-	-
Dundee Township, Precinct 3	-	-	-	-	-	-	-
Erie Township, Precinct 1	-	-	-	-	-	-	-
Erie Township, Precinct 2	-	-	-	-	-	-	-
Exeter Township, Precinct 1	-	-	-	-	-	-	-
Exeter Township, Precinct 2	-	-	-	-	-	-	-
Frenchtown Township, Precinct 1	652	1	70	70	100.00%	0	0.00%
Frenchtown Township, Precinct 2	1247	1	82	82	100.00%	0	0.00%
Frenchtown Township, Precinct 3	1269	1	109	106	97.25%	3	2.75%
Frenchtown Township, Precinct 4	-	-	-	-	-	-	-
Frenchtown Township, Precinct 5	2490	1	96	94	97.92%	2	2.08%
Frenchtown Township, Precinct 6	1979	1	142	141	99.30%	1	0.70%
Frenchtown Township, Precinct 7	2394	1	275	273	99.27%	2	0.73%
Frenchtown Township, Precinct 8	1565	1	132	130	98.48%	2	1.52%
Frenchtown Township, Precinct 9	-	-	-	-	-	-	-
Ida Township, Precinct 1	-	-	-	-	-	-	-
Ida Township, Precinct 2	-	-	-	-	-	-	-
LaSalle Township, Precinct 1	-	-	-	-	-	-	-
LaSalle Township, Precinct 2	-	-	-	-	-	-	-
London Township, Precinct 1	-	-	-	-	-	-	-
Milan Township, Precinct 1	-	-	-	-	-	-	-
Monroe Charter Township, Precinct 1	-	-	-	-	-	-	-
Monroe Charter Township, Precinct 2	-	-	-	-	-	-	-
Monroe Charter Township, Precinct 3	-	-	-	-	-	-	-
Monroe Charter Township, Precinct 4	-	-	-	-	-	-	-
Monroe Charter Township, Precinct 5	-	-	-	-	-	-	-
Monroe Charter Township, Precinct 6	-	-	-	-	-	-	-

Statement of Votes Cast
Monroe County
August 2010
SOVC For Jurisdiction Wide, All Counters, All Races
Official results

	County Commissioner #4						
	Reg. Voters	Vote For	Total Votes	Dan Donahue (REP)		Write-In Votes	
Raisinville Township, Precinct 1	-	-	-	-	-	-	-
Raisinville Township, Precinct 2	-	-	-	-	-	-	-
Summerfield Township, Precinct 1	-	-	-	-	-	-	-
Whiteford Township, Precinct 1	-	-	-	-	-	-	-
Whiteford Township, Precinct 2	-	-	-	-	-	-	-
Total	11596	7	906	896	98.90%	10	1.10%

Statement of Votes Cast
Monroe County
August 2010
SOVC For Jurisdiction Wide, All Counters, All Races
Official results

	County Commissioner #5						
	Reg. Voters	Vote For	Total Votes	Marty Selvidge (REP)		Write-In Votes	
Jurisdiction Wide							
City of Luna Pier, Precinct 1	-	-	-	-	-	-	-
City of Milan, Precinct 1	-	-	-	-	-	-	-
City of Monroe, Precinct 1	-	-	-	-	-	-	-
City of Monroe, Precinct 2	-	-	-	-	-	-	-
City of Monroe, Precinct 3N	1178	1	52	52	100.00%	0	0.00%
City of Monroe, Precinct 3S	-	-	-	-	-	-	-
City of Monroe, Precinct 4	2656	1	269	262	97.40%	7	2.60%
City of Monroe, Precinct 5	2814	1	264	260	98.48%	4	1.52%
City of Monroe, Precinct 6	2378	1	188	184	97.87%	4	2.13%
City of Petersburg, Precinct 1	-	-	-	-	-	-	-
Ash Township, Precinct 1	-	-	-	-	-	-	-
Ash Township, Precinct 2	-	-	-	-	-	-	-
Ash Township, Precinct 3	-	-	-	-	-	-	-
Bedford Township, Precinct 1	-	-	-	-	-	-	-
Bedford Township, Precinct 2	-	-	-	-	-	-	-
Bedford Township, Precinct 3	-	-	-	-	-	-	-
Bedford Township, Precinct 4	-	-	-	-	-	-	-
Bedford Township, Precinct 5	-	-	-	-	-	-	-
Bedford Township, Precinct 6	-	-	-	-	-	-	-
Bedford Township, Precinct 7	-	-	-	-	-	-	-
Bedford Township, Precinct 8	-	-	-	-	-	-	-
Bedford Township, Precinct 9	-	-	-	-	-	-	-
Bedford Township, Precinct 10	-	-	-	-	-	-	-
Bedford Township, Precinct 11	-	-	-	-	-	-	-
Bedford Township, Precinct 12	-	-	-	-	-	-	-
Bedford Township, Precinct 13	-	-	-	-	-	-	-
Bedford Township, Precinct 14	-	-	-	-	-	-	-
Berlin Township, Precinct 1	-	-	-	-	-	-	-
Berlin Township, Precinct 2	-	-	-	-	-	-	-
Berlin Township, Precinct 3	-	-	-	-	-	-	-
Berlin Township, Precinct 4	-	-	-	-	-	-	-
Dundee Township, Precinct 1	-	-	-	-	-	-	-
Dundee Township, Precinct 2	-	-	-	-	-	-	-
Dundee Township, Precinct 3	-	-	-	-	-	-	-
Erie Township, Precinct 1	-	-	-	-	-	-	-
Erie Township, Precinct 2	-	-	-	-	-	-	-
Exeter Township, Precinct 1	-	-	-	-	-	-	-
Exeter Township, Precinct 2	-	-	-	-	-	-	-
Frenchtown Township, Precinct 1	-	-	-	-	-	-	-
Frenchtown Township, Precinct 2	-	-	-	-	-	-	-
Frenchtown Township, Precinct 3	-	-	-	-	-	-	-
Frenchtown Township, Precinct 4	2001	1	146	142	97.26%	4	2.74%
Frenchtown Township, Precinct 5	-	-	-	-	-	-	-
Frenchtown Township, Precinct 6	-	-	-	-	-	-	-
Frenchtown Township, Precinct 7	-	-	-	-	-	-	-
Frenchtown Township, Precinct 8	-	-	-	-	-	-	-
Frenchtown Township, Precinct 9	1431	1	100	99	99.00%	1	1.00%
Ida Township, Precinct 1	-	-	-	-	-	-	-
Ida Township, Precinct 2	-	-	-	-	-	-	-
LaSalle Township, Precinct 1	-	-	-	-	-	-	-
LaSalle Township, Precinct 2	-	-	-	-	-	-	-
London Township, Precinct 1	-	-	-	-	-	-	-
Milan Township, Precinct 1	-	-	-	-	-	-	-
Monroe Charter Township, Precinct 1	-	-	-	-	-	-	-
Monroe Charter Township, Precinct 2	-	-	-	-	-	-	-
Monroe Charter Township, Precinct 3	-	-	-	-	-	-	-
Monroe Charter Township, Precinct 4	-	-	-	-	-	-	-
Monroe Charter Township, Precinct 5	-	-	-	-	-	-	-
Monroe Charter Township, Precinct 6	-	-	-	-	-	-	-

Statement of Votes Cast
Monroe County
August 2010
SOVC For Jurisdiction Wide, All Counters, All Races
Official results

	County Commissioner #5						
	Reg. Voters	Vote For	Total Votes	Marty Selvidge (REP)		Write-In Votes	
Raisinville Township, Precinct 1	-	-	-	-	-	-	-
Raisinville Township, Precinct 2	-	-	-	-	-	-	-
Summerfield Township, Precinct 1	-	-	-	-	-	-	-
Whiteford Township, Precinct 1	-	-	-	-	-	-	-
Whiteford Township, Precinct 2	-	-	-	-	-	-	-
Total	12458	6	1019	999	98.04%	20	1.96%

Statement of Votes Cast
Monroe County
August 2010
SOVC For Jurisdiction Wide, All Counters, All Races
Official results

	County Commissioner #6						
	Reg. Voters	Vote For	Total Votes	David C. Roberts (REP)		Write-In Votes	
Jurisdiction Wide							
City of Luna Pier, Precinct 1	-	-	-	-	-	-	-
City of Milan, Precinct 1	-	-	-	-	-	-	-
City of Monroe, Precinct 1	2498	1	182	181	99.45%	1	0.55%
City of Monroe, Precinct 2	2328	1	141	140	99.29%	1	0.71%
City of Monroe, Precinct 3N	-	-	-	-	-	-	-
City of Monroe, Precinct 3S	1382	1	30	30	100.00%	0	0.00%
City of Monroe, Precinct 4	-	-	-	-	-	-	-
City of Monroe, Precinct 5	-	-	-	-	-	-	-
City of Monroe, Precinct 6	-	-	-	-	-	-	-
City of Petersburg, Precinct 1	-	-	-	-	-	-	-
Ash Township, Precinct 1	-	-	-	-	-	-	-
Ash Township, Precinct 2	-	-	-	-	-	-	-
Ash Township, Precinct 3	-	-	-	-	-	-	-
Bedford Township, Precinct 1	-	-	-	-	-	-	-
Bedford Township, Precinct 2	-	-	-	-	-	-	-
Bedford Township, Precinct 3	-	-	-	-	-	-	-
Bedford Township, Precinct 4	-	-	-	-	-	-	-
Bedford Township, Precinct 5	-	-	-	-	-	-	-
Bedford Township, Precinct 6	-	-	-	-	-	-	-
Bedford Township, Precinct 7	-	-	-	-	-	-	-
Bedford Township, Precinct 8	-	-	-	-	-	-	-
Bedford Township, Precinct 9	-	-	-	-	-	-	-
Bedford Township, Precinct 10	-	-	-	-	-	-	-
Bedford Township, Precinct 11	-	-	-	-	-	-	-
Bedford Township, Precinct 12	-	-	-	-	-	-	-
Bedford Township, Precinct 13	-	-	-	-	-	-	-
Bedford Township, Precinct 14	-	-	-	-	-	-	-
Berlin Township, Precinct 1	-	-	-	-	-	-	-
Berlin Township, Precinct 2	-	-	-	-	-	-	-
Berlin Township, Precinct 3	-	-	-	-	-	-	-
Berlin Township, Precinct 4	-	-	-	-	-	-	-
Dundee Township, Precinct 1	-	-	-	-	-	-	-
Dundee Township, Precinct 2	-	-	-	-	-	-	-
Dundee Township, Precinct 3	-	-	-	-	-	-	-
Erie Township, Precinct 1	-	-	-	-	-	-	-
Erie Township, Precinct 2	-	-	-	-	-	-	-
Exeter Township, Precinct 1	-	-	-	-	-	-	-
Exeter Township, Precinct 2	-	-	-	-	-	-	-
Frenchtown Township, Precinct 1	-	-	-	-	-	-	-
Frenchtown Township, Precinct 2	-	-	-	-	-	-	-
Frenchtown Township, Precinct 3	-	-	-	-	-	-	-
Frenchtown Township, Precinct 4	-	-	-	-	-	-	-
Frenchtown Township, Precinct 5	-	-	-	-	-	-	-
Frenchtown Township, Precinct 6	-	-	-	-	-	-	-
Frenchtown Township, Precinct 7	-	-	-	-	-	-	-
Frenchtown Township, Precinct 8	-	-	-	-	-	-	-
Frenchtown Township, Precinct 9	-	-	-	-	-	-	-
Ida Township, Precinct 1	-	-	-	-	-	-	-
Ida Township, Precinct 2	-	-	-	-	-	-	-
LaSalle Township, Precinct 1	-	-	-	-	-	-	-
LaSalle Township, Precinct 2	-	-	-	-	-	-	-
London Township, Precinct 1	-	-	-	-	-	-	-
Milan Township, Precinct 1	-	-	-	-	-	-	-
Monroe Charter Township, Precinct 1	1319	1	103	103	100.00%	0	0.00%
Monroe Charter Township, Precinct 2	1500	1	56	56	100.00%	0	0.00%
Monroe Charter Township, Precinct 3	-	-	-	-	-	-	-
Monroe Charter Township, Precinct 4	-	-	-	-	-	-	-
Monroe Charter Township, Precinct 5	-	-	-	-	-	-	-
Monroe Charter Township, Precinct 6	1699	1	159	159	100.00%	0	0.00%

Statement of Votes Cast
Monroe County
August 2010
SOVC For Jurisdiction Wide, All Counters, All Races
Official results

	County Commissioner #6						
	Reg. Voters	Vote For	Total Votes	David C. Roberts (REP)		Write-In Votes	
Raisinville Township, Precinct 1	-	-	-	-	-	-	-
Raisinville Township, Precinct 2	-	-	-	-	-	-	-
Summerfield Township, Precinct 1	-	-	-	-	-	-	-
Whiteford Township, Precinct 1	-	-	-	-	-	-	-
Whiteford Township, Precinct 2	-	-	-	-	-	-	-
Total	10726	6	671	669	99.70%	2	0.30%

Statement of Votes Cast
Monroe County
August 2010
SOVC For Jurisdiction Wide, All Counters, All Races
Official results

	County Commissioner #7								
	Reg. Voters	Vote For	Total Votes	Bill Fountain (REP)		Michael R. Humphries (REP)		Mary O'Neill (REP)	
Jurisdiction Wide									
City of Luna Pier, Precinct 1	1171	1	57	16	28.07%	15	26.32%	25	43.86%
City of Milan, Precinct 1	-	-	-	-	-	-	-	-	-
City of Monroe, Precinct 1	-	-	-	-	-	-	-	-	-
City of Monroe, Precinct 2	-	-	-	-	-	-	-	-	-
City of Monroe, Precinct 3N	-	-	-	-	-	-	-	-	-
City of Monroe, Precinct 3S	-	-	-	-	-	-	-	-	-
City of Monroe, Precinct 4	-	-	-	-	-	-	-	-	-
City of Monroe, Precinct 5	-	-	-	-	-	-	-	-	-
City of Monroe, Precinct 6	-	-	-	-	-	-	-	-	-
City of Petersburg, Precinct 1	-	-	-	-	-	-	-	-	-
Ash Township, Precinct 1	-	-	-	-	-	-	-	-	-
Ash Township, Precinct 2	-	-	-	-	-	-	-	-	-
Ash Township, Precinct 3	-	-	-	-	-	-	-	-	-
Bedford Township, Precinct 1	-	-	-	-	-	-	-	-	-
Bedford Township, Precinct 2	-	-	-	-	-	-	-	-	-
Bedford Township, Precinct 3	-	-	-	-	-	-	-	-	-
Bedford Township, Precinct 4	-	-	-	-	-	-	-	-	-
Bedford Township, Precinct 5	-	-	-	-	-	-	-	-	-
Bedford Township, Precinct 6	-	-	-	-	-	-	-	-	-
Bedford Township, Precinct 7	-	-	-	-	-	-	-	-	-
Bedford Township, Precinct 8	-	-	-	-	-	-	-	-	-
Bedford Township, Precinct 9	-	-	-	-	-	-	-	-	-
Bedford Township, Precinct 10	-	-	-	-	-	-	-	-	-
Bedford Township, Precinct 11	-	-	-	-	-	-	-	-	-
Bedford Township, Precinct 12	-	-	-	-	-	-	-	-	-
Bedford Township, Precinct 13	-	-	-	-	-	-	-	-	-
Bedford Township, Precinct 14	-	-	-	-	-	-	-	-	-
Berlin Township, Precinct 1	-	-	-	-	-	-	-	-	-
Berlin Township, Precinct 2	-	-	-	-	-	-	-	-	-
Berlin Township, Precinct 3	-	-	-	-	-	-	-	-	-
Berlin Township, Precinct 4	-	-	-	-	-	-	-	-	-
Dundee Township, Precinct 1	-	-	-	-	-	-	-	-	-
Dundee Township, Precinct 2	-	-	-	-	-	-	-	-	-
Dundee Township, Precinct 3	-	-	-	-	-	-	-	-	-
Erie Township, Precinct 1	1730	1	128	37	28.91%	31	24.22%	59	46.09%
Erie Township, Precinct 2	-	-	-	-	-	-	-	-	-
Exeter Township, Precinct 1	-	-	-	-	-	-	-	-	-
Exeter Township, Precinct 2	-	-	-	-	-	-	-	-	-
Frenchtown Township, Precinct 1	-	-	-	-	-	-	-	-	-
Frenchtown Township, Precinct 2	-	-	-	-	-	-	-	-	-
Frenchtown Township, Precinct 3	-	-	-	-	-	-	-	-	-
Frenchtown Township, Precinct 4	-	-	-	-	-	-	-	-	-
Frenchtown Township, Precinct 5	-	-	-	-	-	-	-	-	-
Frenchtown Township, Precinct 6	-	-	-	-	-	-	-	-	-
Frenchtown Township, Precinct 7	-	-	-	-	-	-	-	-	-
Frenchtown Township, Precinct 8	-	-	-	-	-	-	-	-	-
Frenchtown Township, Precinct 9	-	-	-	-	-	-	-	-	-
Ida Township, Precinct 1	-	-	-	-	-	-	-	-	-
Ida Township, Precinct 2	-	-	-	-	-	-	-	-	-
LaSalle Township, Precinct 1	1682	1	146	53	36.30%	32	21.92%	60	41.10%
LaSalle Township, Precinct 2	2045	1	204	52	25.49%	52	25.49%	99	48.53%
London Township, Precinct 1	-	-	-	-	-	-	-	-	-
Milan Township, Precinct 1	-	-	-	-	-	-	-	-	-
Monroe Charter Township, Precinct 1	-	-	-	-	-	-	-	-	-
Monroe Charter Township, Precinct 2	-	-	-	-	-	-	-	-	-
Monroe Charter Township, Precinct 3	1033	1	112	53	47.32%	36	32.14%	22	19.64%
Monroe Charter Township, Precinct 4	2277	1	183	64	34.97%	49	26.78%	70	38.25%
Monroe Charter Township, Precinct 5	2231	1	184	70	38.04%	51	27.72%	62	33.70%
Monroe Charter Township, Precinct 6	-	-	-	-	-	-	-	-	-

Statement of Votes Cast
Monroe County
August 2010
SOVC For Jurisdiction Wide, All Counters, All Races
Official results

	County Commissioner #7								
	Reg. Voters	Vote For	Total Votes	Bill Fountain (REP)		Michael R. Humphries (REP)		Mary O'Neill (REP)	
Raisinville Township, Precinct 1	-	-	-	-	-	-	-	-	-
Raisinville Township, Precinct 2	-	-	-	-	-	-	-	-	-
Summerfield Township, Precinct 1	-	-	-	-	-	-	-	-	-
Whiteford Township, Precinct 1	-	-	-	-	-	-	-	-	-
Whiteford Township, Precinct 2	-	-	-	-	-	-	-	-	-
Total	12169	7	1014	345	34.02%	266	26.23%	397	39.15%

Statement of Votes Cast
Monroe County
August 2010
SOVC For Jurisdiction Wide, All Counters, All Races
Official results

	County Commissioner #7		County Commissioner #8						
	Write-In Votes		Reg. Voters	Vote For	Total Votes	Jason M. Sheppard (REP)		Write-In Votes	
Jurisdiction Wide									
City of Luna Pier, Precinct 1	1	1.75%	-	-	-	-	-	-	-
City of Milan, Precinct 1	-	-	-	-	-	-	-	-	-
City of Monroe, Precinct 1	-	-	-	-	-	-	-	-	-
City of Monroe, Precinct 2	-	-	-	-	-	-	-	-	-
City of Monroe, Precinct 3N	-	-	-	-	-	-	-	-	-
City of Monroe, Precinct 3S	-	-	-	-	-	-	-	-	-
City of Monroe, Precinct 4	-	-	-	-	-	-	-	-	-
City of Monroe, Precinct 5	-	-	-	-	-	-	-	-	-
City of Monroe, Precinct 6	-	-	-	-	-	-	-	-	-
City of Petersburg, Precinct 1	-	-	-	-	-	-	-	-	-
Ash Township, Precinct 1	-	-	-	-	-	-	-	-	-
Ash Township, Precinct 2	-	-	-	-	-	-	-	-	-
Ash Township, Precinct 3	-	-	-	-	-	-	-	-	-
Bedford Township, Precinct 1	-	-	-	-	-	-	-	-	-
Bedford Township, Precinct 2	-	-	-	-	-	-	-	-	-
Bedford Township, Precinct 3	-	-	1527	1	99	96	96.97%	3	3.03%
Bedford Township, Precinct 4	-	-	-	-	-	-	-	-	-
Bedford Township, Precinct 5	-	-	1755	1	150	150	100.00%	0	0.00%
Bedford Township, Precinct 6	-	-	2042	1	172	171	99.42%	1	0.58%
Bedford Township, Precinct 7	-	-	1692	1	139	139	100.00%	0	0.00%
Bedford Township, Precinct 8	-	-	-	-	-	-	-	-	-
Bedford Township, Precinct 9	-	-	-	-	-	-	-	-	-
Bedford Township, Precinct 10	-	-	-	-	-	-	-	-	-
Bedford Township, Precinct 11	-	-	-	-	-	-	-	-	-
Bedford Township, Precinct 12	-	-	-	-	-	-	-	-	-
Bedford Township, Precinct 13	-	-	1624	1	117	117	100.00%	0	0.00%
Bedford Township, Precinct 14	-	-	1714	1	41	41	100.00%	0	0.00%
Berlin Township, Precinct 1	-	-	-	-	-	-	-	-	-
Berlin Township, Precinct 2	-	-	-	-	-	-	-	-	-
Berlin Township, Precinct 3	-	-	-	-	-	-	-	-	-
Berlin Township, Precinct 4	-	-	-	-	-	-	-	-	-
Dundee Township, Precinct 1	-	-	-	-	-	-	-	-	-
Dundee Township, Precinct 2	-	-	-	-	-	-	-	-	-
Dundee Township, Precinct 3	-	-	-	-	-	-	-	-	-
Erie Township, Precinct 1	1	0.78%	-	-	-	-	-	-	-
Erie Township, Precinct 2	-	-	1513	1	78	77	98.72%	1	1.28%
Exeter Township, Precinct 1	-	-	-	-	-	-	-	-	-
Exeter Township, Precinct 2	-	-	-	-	-	-	-	-	-
Frenchtown Township, Precinct 1	-	-	-	-	-	-	-	-	-
Frenchtown Township, Precinct 2	-	-	-	-	-	-	-	-	-
Frenchtown Township, Precinct 3	-	-	-	-	-	-	-	-	-
Frenchtown Township, Precinct 4	-	-	-	-	-	-	-	-	-
Frenchtown Township, Precinct 5	-	-	-	-	-	-	-	-	-
Frenchtown Township, Precinct 6	-	-	-	-	-	-	-	-	-
Frenchtown Township, Precinct 7	-	-	-	-	-	-	-	-	-
Frenchtown Township, Precinct 8	-	-	-	-	-	-	-	-	-
Frenchtown Township, Precinct 9	-	-	-	-	-	-	-	-	-
Ida Township, Precinct 1	-	-	-	-	-	-	-	-	-
Ida Township, Precinct 2	-	-	-	-	-	-	-	-	-
LaSalle Township, Precinct 1	1	0.68%	-	-	-	-	-	-	-
LaSalle Township, Precinct 2	1	0.49%	-	-	-	-	-	-	-
London Township, Precinct 1	-	-	-	-	-	-	-	-	-
Milan Township, Precinct 1	-	-	-	-	-	-	-	-	-
Monroe Charter Township, Precinct 1	-	-	-	-	-	-	-	-	-
Monroe Charter Township, Precinct 2	-	-	-	-	-	-	-	-	-
Monroe Charter Township, Precinct 3	1	0.89%	-	-	-	-	-	-	-
Monroe Charter Township, Precinct 4	0	0.00%	-	-	-	-	-	-	-
Monroe Charter Township, Precinct 5	1	0.54%	-	-	-	-	-	-	-
Monroe Charter Township, Precinct 6	-	-	-	-	-	-	-	-	-

Statement of Votes Cast
Monroe County
August 2010
SOVC For Jurisdiction Wide, All Counters, All Races
Official results

	County Commissioner #7		County Commissioner #8						
	Write-In Votes		Reg. Voters	Vote For	Total Votes	Jason M. Sheppard (REP)		Write-In Votes	
Raisinville Township, Precinct 1	-	-	-	-	-	-	-	-	-
Raisinville Township, Precinct 2	-	-	-	-	-	-	-	-	-
Summerfield Township, Precinct 1	-	-	-	-	-	-	-	-	-
Whiteford Township, Precinct 1	-	-	-	-	-	-	-	-	-
Whiteford Township, Precinct 2	-	-	-	-	-	-	-	-	-
Total	6	0.59%	11867	7	796	791	99.37%	5	0.63%

Statement of Votes Cast
Monroe County
August 2010
SOVC For Jurisdiction Wide, All Counters, All Races
Official results

County Commissioner #9

	Reg. Voters	Vote For	Total Votes	R. LaMar Frederick (REP)		Write-In Votes	
Jurisdiction Wide							
City of Luna Pier, Precinct 1	-	-	-	-	-	-	-
City of Milan, Precinct 1	-	-	-	-	-	-	-
City of Monroe, Precinct 1	-	-	-	-	-	-	-
City of Monroe, Precinct 2	-	-	-	-	-	-	-
City of Monroe, Precinct 3N	-	-	-	-	-	-	-
City of Monroe, Precinct 3S	-	-	-	-	-	-	-
City of Monroe, Precinct 4	-	-	-	-	-	-	-
City of Monroe, Precinct 5	-	-	-	-	-	-	-
City of Monroe, Precinct 6	-	-	-	-	-	-	-
City of Petersburg, Precinct 1	-	-	-	-	-	-	-
Ash Township, Precinct 1	-	-	-	-	-	-	-
Ash Township, Precinct 2	-	-	-	-	-	-	-
Ash Township, Precinct 3	-	-	-	-	-	-	-
Bedford Township, Precinct 1	1045	1	61	61	100.00%	0	0.00%
Bedford Township, Precinct 2	1741	1	132	131	99.24%	1	0.76%
Bedford Township, Precinct 3	-	-	-	-	-	-	-
Bedford Township, Precinct 4	2051	1	165	165	100.00%	0	0.00%
Bedford Township, Precinct 5	-	-	-	-	-	-	-
Bedford Township, Precinct 6	-	-	-	-	-	-	-
Bedford Township, Precinct 7	-	-	-	-	-	-	-
Bedford Township, Precinct 8	1720	1	184	182	98.91%	2	1.09%
Bedford Township, Precinct 9	1099	1	99	98	98.99%	1	1.01%
Bedford Township, Precinct 10	1215	1	106	105	99.06%	1	0.94%
Bedford Township, Precinct 11	2091	1	181	179	98.90%	2	1.10%
Bedford Township, Precinct 12	1368	1	133	133	100.00%	0	0.00%
Bedford Township, Precinct 13	-	-	-	-	-	-	-
Bedford Township, Precinct 14	-	-	-	-	-	-	-
Berlin Township, Precinct 1	-	-	-	-	-	-	-
Berlin Township, Precinct 2	-	-	-	-	-	-	-
Berlin Township, Precinct 3	-	-	-	-	-	-	-
Berlin Township, Precinct 4	-	-	-	-	-	-	-
Dundee Township, Precinct 1	-	-	-	-	-	-	-
Dundee Township, Precinct 2	-	-	-	-	-	-	-
Dundee Township, Precinct 3	-	-	-	-	-	-	-
Erie Township, Precinct 1	-	-	-	-	-	-	-
Erie Township, Precinct 2	-	-	-	-	-	-	-
Exeter Township, Precinct 1	-	-	-	-	-	-	-
Exeter Township, Precinct 2	-	-	-	-	-	-	-
Frenchtown Township, Precinct 1	-	-	-	-	-	-	-
Frenchtown Township, Precinct 2	-	-	-	-	-	-	-
Frenchtown Township, Precinct 3	-	-	-	-	-	-	-
Frenchtown Township, Precinct 4	-	-	-	-	-	-	-
Frenchtown Township, Precinct 5	-	-	-	-	-	-	-
Frenchtown Township, Precinct 6	-	-	-	-	-	-	-
Frenchtown Township, Precinct 7	-	-	-	-	-	-	-
Frenchtown Township, Precinct 8	-	-	-	-	-	-	-
Frenchtown Township, Precinct 9	-	-	-	-	-	-	-
Ida Township, Precinct 1	-	-	-	-	-	-	-
Ida Township, Precinct 2	-	-	-	-	-	-	-
LaSalle Township, Precinct 1	-	-	-	-	-	-	-
LaSalle Township, Precinct 2	-	-	-	-	-	-	-
London Township, Precinct 1	-	-	-	-	-	-	-
Milan Township, Precinct 1	-	-	-	-	-	-	-
Monroe Charter Township, Precinct 1	-	-	-	-	-	-	-
Monroe Charter Township, Precinct 2	-	-	-	-	-	-	-
Monroe Charter Township, Precinct 3	-	-	-	-	-	-	-
Monroe Charter Township, Precinct 4	-	-	-	-	-	-	-
Monroe Charter Township, Precinct 5	-	-	-	-	-	-	-
Monroe Charter Township, Precinct 6	-	-	-	-	-	-	-

Statement of Votes Cast
Monroe County
August 2010
SOVC For Jurisdiction Wide, All Counters, All Races
Official results

	County Commissioner #9						
	Reg. Voters	Vote For	Total Votes	R. LaMar Frederick (REP)		Write-In Votes	
Raisinville Township, Precinct 1	-	-	-	-	-	-	-
Raisinville Township, Precinct 2	-	-	-	-	-	-	-
Summerfield Township, Precinct 1	-	-	-	-	-	-	-
Whiteford Township, Precinct 1	-	-	-	-	-	-	-
Whiteford Township, Precinct 2	-	-	-	-	-	-	-
Total	12330	8	1061	1054	99.34%	7	0.66%

Statement of Votes Cast
Monroe County
August 2010
SOVC For Jurisdiction Wide, All Counters, All Races
Official results

	Whiteford Supervisor				
	Reg. Voters	Vote For	Total Votes	Walter Ruhl (REP)	Write-In Votes
Jurisdiction Wide					
City of Luna Pier, Precinct 1	-	-	-	-	-
City of Milan, Precinct 1	-	-	-	-	-
City of Monroe, Precinct 1	-	-	-	-	-
City of Monroe, Precinct 2	-	-	-	-	-
City of Monroe, Precinct 3N	-	-	-	-	-
City of Monroe, Precinct 3S	-	-	-	-	-
City of Monroe, Precinct 4	-	-	-	-	-
City of Monroe, Precinct 5	-	-	-	-	-
City of Monroe, Precinct 6	-	-	-	-	-
City of Petersburg, Precinct 1	-	-	-	-	-
Ash Township, Precinct 1	-	-	-	-	-
Ash Township, Precinct 2	-	-	-	-	-
Ash Township, Precinct 3	-	-	-	-	-
Bedford Township, Precinct 1	-	-	-	-	-
Bedford Township, Precinct 2	-	-	-	-	-
Bedford Township, Precinct 3	-	-	-	-	-
Bedford Township, Precinct 4	-	-	-	-	-
Bedford Township, Precinct 5	-	-	-	-	-
Bedford Township, Precinct 6	-	-	-	-	-
Bedford Township, Precinct 7	-	-	-	-	-
Bedford Township, Precinct 8	-	-	-	-	-
Bedford Township, Precinct 9	-	-	-	-	-
Bedford Township, Precinct 10	-	-	-	-	-
Bedford Township, Precinct 11	-	-	-	-	-
Bedford Township, Precinct 12	-	-	-	-	-
Bedford Township, Precinct 13	-	-	-	-	-
Bedford Township, Precinct 14	-	-	-	-	-
Berlin Township, Precinct 1	-	-	-	-	-
Berlin Township, Precinct 2	-	-	-	-	-
Berlin Township, Precinct 3	-	-	-	-	-
Berlin Township, Precinct 4	-	-	-	-	-
Dundee Township, Precinct 1	-	-	-	-	-
Dundee Township, Precinct 2	-	-	-	-	-
Dundee Township, Precinct 3	-	-	-	-	-
Erie Township, Precinct 1	-	-	-	-	-
Erie Township, Precinct 2	-	-	-	-	-
Exeter Township, Precinct 1	-	-	-	-	-
Exeter Township, Precinct 2	-	-	-	-	-
Frenchtown Township, Precinct 1	-	-	-	-	-
Frenchtown Township, Precinct 2	-	-	-	-	-
Frenchtown Township, Precinct 3	-	-	-	-	-
Frenchtown Township, Precinct 4	-	-	-	-	-
Frenchtown Township, Precinct 5	-	-	-	-	-
Frenchtown Township, Precinct 6	-	-	-	-	-
Frenchtown Township, Precinct 7	-	-	-	-	-
Frenchtown Township, Precinct 8	-	-	-	-	-
Frenchtown Township, Precinct 9	-	-	-	-	-
Ida Township, Precinct 1	-	-	-	-	-
Ida Township, Precinct 2	-	-	-	-	-
LaSalle Township, Precinct 1	-	-	-	-	-
LaSalle Township, Precinct 2	-	-	-	-	-
London Township, Precinct 1	-	-	-	-	-
Milan Township, Precinct 1	-	-	-	-	-
Monroe Charter Township, Precinct 1	-	-	-	-	-
Monroe Charter Township, Precinct 2	-	-	-	-	-
Monroe Charter Township, Precinct 3	-	-	-	-	-
Monroe Charter Township, Precinct 4	-	-	-	-	-
Monroe Charter Township, Precinct 5	-	-	-	-	-
Monroe Charter Township, Precinct 6	-	-	-	-	-

Statement of Votes Cast
Monroe County
August 2010
SOVC For Jurisdiction Wide, All Counters, All Races
Official results

	Whiteford Supervisor						
	Reg. Voters	Vote For	Total Votes	Walter Ruhl (REP)		Write-In Votes	
Raisinville Township, Precinct 1	-	-	-	-	-	-	-
Raisinville Township, Precinct 2	-	-	-	-	-	-	-
Summerfield Township, Precinct 1	-	-	-	-	-	-	-
Whiteford Township, Precinct 1	1903	1	111	111	100.00%	0	0.00%
Whiteford Township, Precinct 2	1529	1	106	106	100.00%	0	0.00%
Total	3432	2	217	217	100.00%	0	0.00%

Statement of Votes Cast
Monroe County
August 2010
SOVC For Jurisdiction Wide, All Counters, All Races
Official results

	Whiteford Clerk				
	Reg. Voters	Vote For	Total Votes	Angela Christensen (REP)	Write-In Votes
Jurisdiction Wide					
City of Luna Pier, Precinct 1	-	-	-	-	-
City of Milan, Precinct 1	-	-	-	-	-
City of Monroe, Precinct 1	-	-	-	-	-
City of Monroe, Precinct 2	-	-	-	-	-
City of Monroe, Precinct 3N	-	-	-	-	-
City of Monroe, Precinct 3S	-	-	-	-	-
City of Monroe, Precinct 4	-	-	-	-	-
City of Monroe, Precinct 5	-	-	-	-	-
City of Monroe, Precinct 6	-	-	-	-	-
City of Petersburg, Precinct 1	-	-	-	-	-
Ash Township, Precinct 1	-	-	-	-	-
Ash Township, Precinct 2	-	-	-	-	-
Ash Township, Precinct 3	-	-	-	-	-
Bedford Township, Precinct 1	-	-	-	-	-
Bedford Township, Precinct 2	-	-	-	-	-
Bedford Township, Precinct 3	-	-	-	-	-
Bedford Township, Precinct 4	-	-	-	-	-
Bedford Township, Precinct 5	-	-	-	-	-
Bedford Township, Precinct 6	-	-	-	-	-
Bedford Township, Precinct 7	-	-	-	-	-
Bedford Township, Precinct 8	-	-	-	-	-
Bedford Township, Precinct 9	-	-	-	-	-
Bedford Township, Precinct 10	-	-	-	-	-
Bedford Township, Precinct 11	-	-	-	-	-
Bedford Township, Precinct 12	-	-	-	-	-
Bedford Township, Precinct 13	-	-	-	-	-
Bedford Township, Precinct 14	-	-	-	-	-
Berlin Township, Precinct 1	-	-	-	-	-
Berlin Township, Precinct 2	-	-	-	-	-
Berlin Township, Precinct 3	-	-	-	-	-
Berlin Township, Precinct 4	-	-	-	-	-
Dundee Township, Precinct 1	-	-	-	-	-
Dundee Township, Precinct 2	-	-	-	-	-
Dundee Township, Precinct 3	-	-	-	-	-
Erie Township, Precinct 1	-	-	-	-	-
Erie Township, Precinct 2	-	-	-	-	-
Exeter Township, Precinct 1	-	-	-	-	-
Exeter Township, Precinct 2	-	-	-	-	-
Frenchtown Township, Precinct 1	-	-	-	-	-
Frenchtown Township, Precinct 2	-	-	-	-	-
Frenchtown Township, Precinct 3	-	-	-	-	-
Frenchtown Township, Precinct 4	-	-	-	-	-
Frenchtown Township, Precinct 5	-	-	-	-	-
Frenchtown Township, Precinct 6	-	-	-	-	-
Frenchtown Township, Precinct 7	-	-	-	-	-
Frenchtown Township, Precinct 8	-	-	-	-	-
Frenchtown Township, Precinct 9	-	-	-	-	-
Ida Township, Precinct 1	-	-	-	-	-
Ida Township, Precinct 2	-	-	-	-	-
LaSalle Township, Precinct 1	-	-	-	-	-
LaSalle Township, Precinct 2	-	-	-	-	-
London Township, Precinct 1	-	-	-	-	-
Milan Township, Precinct 1	-	-	-	-	-
Monroe Charter Township, Precinct 1	-	-	-	-	-
Monroe Charter Township, Precinct 2	-	-	-	-	-
Monroe Charter Township, Precinct 3	-	-	-	-	-
Monroe Charter Township, Precinct 4	-	-	-	-	-
Monroe Charter Township, Precinct 5	-	-	-	-	-
Monroe Charter Township, Precinct 6	-	-	-	-	-

Statement of Votes Cast
Monroe County
August 2010
SOVC For Jurisdiction Wide, All Counters, All Races
Official results

	Whiteford Clerk						
	Reg. Voters	Vote For	Total Votes	Angela Christensen (REP)		Write-In Votes	
Raisinville Township, Precinct 1	-	-	-	-	-	-	-
Raisinville Township, Precinct 2	-	-	-	-	-	-	-
Summerfield Township, Precinct 1	-	-	-	-	-	-	-
Whiteford Township, Precinct 1	1903	1	117	116	99.15%	1	0.85%
Whiteford Township, Precinct 2	1529	1	123	123	100.00%	0	0.00%
Total	3432	2	240	239	99.58%	1	0.42%

Statement of Votes Cast
Monroe County
August 2010
SOVC For Jurisdiction Wide, All Counters, All Races
Official results

	City of Luna Pier				City of Milan				
	Reg. Voters	Vote For	Total Votes	Write-In Votes	Reg. Voters	Vote For	Total Votes	Write-In Votes	
Jurisdiction Wide									
City of Luna Pier, Precinct 1	1171	3	0	0	-	-	-	-	-
City of Milan, Precinct 1	-	-	-	-	1395	4	5	5	100.00%
City of Monroe, Precinct 1	-	-	-	-	-	-	-	-	-
City of Monroe, Precinct 2	-	-	-	-	-	-	-	-	-
City of Monroe, Precinct 3N	-	-	-	-	-	-	-	-	-
City of Monroe, Precinct 3S	-	-	-	-	-	-	-	-	-
City of Monroe, Precinct 4	-	-	-	-	-	-	-	-	-
City of Monroe, Precinct 5	-	-	-	-	-	-	-	-	-
City of Monroe, Precinct 6	-	-	-	-	-	-	-	-	-
City of Petersburg, Precinct 1	-	-	-	-	-	-	-	-	-
Ash Township, Precinct 1	-	-	-	-	-	-	-	-	-
Ash Township, Precinct 2	-	-	-	-	-	-	-	-	-
Ash Township, Precinct 3	-	-	-	-	-	-	-	-	-
Bedford Township, Precinct 1	-	-	-	-	-	-	-	-	-
Bedford Township, Precinct 2	-	-	-	-	-	-	-	-	-
Bedford Township, Precinct 3	-	-	-	-	-	-	-	-	-
Bedford Township, Precinct 4	-	-	-	-	-	-	-	-	-
Bedford Township, Precinct 5	-	-	-	-	-	-	-	-	-
Bedford Township, Precinct 6	-	-	-	-	-	-	-	-	-
Bedford Township, Precinct 7	-	-	-	-	-	-	-	-	-
Bedford Township, Precinct 8	-	-	-	-	-	-	-	-	-
Bedford Township, Precinct 9	-	-	-	-	-	-	-	-	-
Bedford Township, Precinct 10	-	-	-	-	-	-	-	-	-
Bedford Township, Precinct 11	-	-	-	-	-	-	-	-	-
Bedford Township, Precinct 12	-	-	-	-	-	-	-	-	-
Bedford Township, Precinct 13	-	-	-	-	-	-	-	-	-
Bedford Township, Precinct 14	-	-	-	-	-	-	-	-	-
Berlin Township, Precinct 1	-	-	-	-	-	-	-	-	-
Berlin Township, Precinct 2	-	-	-	-	-	-	-	-	-
Berlin Township, Precinct 3	-	-	-	-	-	-	-	-	-
Berlin Township, Precinct 4	-	-	-	-	-	-	-	-	-
Dundee Township, Precinct 1	-	-	-	-	-	-	-	-	-
Dundee Township, Precinct 2	-	-	-	-	-	-	-	-	-
Dundee Township, Precinct 3	-	-	-	-	-	-	-	-	-
Erie Township, Precinct 1	-	-	-	-	-	-	-	-	-
Erie Township, Precinct 2	-	-	-	-	-	-	-	-	-
Exeter Township, Precinct 1	-	-	-	-	-	-	-	-	-
Exeter Township, Precinct 2	-	-	-	-	-	-	-	-	-
Frenchtown Township, Precinct 1	-	-	-	-	-	-	-	-	-
Frenchtown Township, Precinct 2	-	-	-	-	-	-	-	-	-
Frenchtown Township, Precinct 3	-	-	-	-	-	-	-	-	-
Frenchtown Township, Precinct 4	-	-	-	-	-	-	-	-	-
Frenchtown Township, Precinct 5	-	-	-	-	-	-	-	-	-
Frenchtown Township, Precinct 6	-	-	-	-	-	-	-	-	-
Frenchtown Township, Precinct 7	-	-	-	-	-	-	-	-	-
Frenchtown Township, Precinct 8	-	-	-	-	-	-	-	-	-
Frenchtown Township, Precinct 9	-	-	-	-	-	-	-	-	-
Ida Township, Precinct 1	-	-	-	-	-	-	-	-	-
Ida Township, Precinct 2	-	-	-	-	-	-	-	-	-
LaSalle Township, Precinct 1	-	-	-	-	-	-	-	-	-
LaSalle Township, Precinct 2	-	-	-	-	-	-	-	-	-
London Township, Precinct 1	-	-	-	-	-	-	-	-	-
Milan Township, Precinct 1	-	-	-	-	-	-	-	-	-
Monroe Charter Township, Precinct 1	-	-	-	-	-	-	-	-	-
Monroe Charter Township, Precinct 2	-	-	-	-	-	-	-	-	-
Monroe Charter Township, Precinct 3	-	-	-	-	-	-	-	-	-
Monroe Charter Township, Precinct 4	-	-	-	-	-	-	-	-	-
Monroe Charter Township, Precinct 5	-	-	-	-	-	-	-	-	-
Monroe Charter Township, Precinct 6	-	-	-	-	-	-	-	-	-

Statement of Votes Cast
Monroe County
August 2010
SOVC For Jurisdiction Wide, All Counters, All Races
Official results

	City of Luna Pier					City of Milan				
	Reg. Voters	Vote For	Total Votes	Write-In Votes		Reg. Voters	Vote For	Total Votes	Write-In Votes	
Raisinville Township, Precinct 1	-	-	-	-	-	-	-	-	-	-
Raisinville Township, Precinct 2	-	-	-	-	-	-	-	-	-	-
Summerfield Township, Precinct 1	-	-	-	-	-	-	-	-	-	-
Whiteford Township, Precinct 1	-	-	-	-	-	-	-	-	-	-
Whiteford Township, Precinct 2	-	-	-	-	-	-	-	-	-	-
Total	1171	3	0	0	-	1395	4	5	5	100.00%

Statement of Votes Cast
Monroe County
August 2010
SOVC For Jurisdiction Wide, All Counters, All Races
Official results

City of Monroe #1

	Reg. Voters	Vote For	Total Votes	Susan Troxell (REP)		Beverly J. Walters (REP)		Steven L. Walters (REP)	
Jurisdiction Wide									
City of Luna Pier, Precinct 1	-	-	-	-	-	-	-	-	-
City of Milan, Precinct 1	-	-	-	-	-	-	-	-	-
City of Monroe, Precinct 1	2498	5	341	125	36.66%	105	30.79%	109	31.96%
City of Monroe, Precinct 2	-	-	-	-	-	-	-	-	-
City of Monroe, Precinct 3N	-	-	-	-	-	-	-	-	-
City of Monroe, Precinct 3S	-	-	-	-	-	-	-	-	-
City of Monroe, Precinct 4	-	-	-	-	-	-	-	-	-
City of Monroe, Precinct 5	-	-	-	-	-	-	-	-	-
City of Monroe, Precinct 6	-	-	-	-	-	-	-	-	-
City of Petersburg, Precinct 1	-	-	-	-	-	-	-	-	-
Ash Township, Precinct 1	-	-	-	-	-	-	-	-	-
Ash Township, Precinct 2	-	-	-	-	-	-	-	-	-
Ash Township, Precinct 3	-	-	-	-	-	-	-	-	-
Bedford Township, Precinct 1	-	-	-	-	-	-	-	-	-
Bedford Township, Precinct 2	-	-	-	-	-	-	-	-	-
Bedford Township, Precinct 3	-	-	-	-	-	-	-	-	-
Bedford Township, Precinct 4	-	-	-	-	-	-	-	-	-
Bedford Township, Precinct 5	-	-	-	-	-	-	-	-	-
Bedford Township, Precinct 6	-	-	-	-	-	-	-	-	-
Bedford Township, Precinct 7	-	-	-	-	-	-	-	-	-
Bedford Township, Precinct 8	-	-	-	-	-	-	-	-	-
Bedford Township, Precinct 9	-	-	-	-	-	-	-	-	-
Bedford Township, Precinct 10	-	-	-	-	-	-	-	-	-
Bedford Township, Precinct 11	-	-	-	-	-	-	-	-	-
Bedford Township, Precinct 12	-	-	-	-	-	-	-	-	-
Bedford Township, Precinct 13	-	-	-	-	-	-	-	-	-
Bedford Township, Precinct 14	-	-	-	-	-	-	-	-	-
Berlin Township, Precinct 1	-	-	-	-	-	-	-	-	-
Berlin Township, Precinct 2	-	-	-	-	-	-	-	-	-
Berlin Township, Precinct 3	-	-	-	-	-	-	-	-	-
Berlin Township, Precinct 4	-	-	-	-	-	-	-	-	-
Dundee Township, Precinct 1	-	-	-	-	-	-	-	-	-
Dundee Township, Precinct 2	-	-	-	-	-	-	-	-	-
Dundee Township, Precinct 3	-	-	-	-	-	-	-	-	-
Erie Township, Precinct 1	-	-	-	-	-	-	-	-	-
Erie Township, Precinct 2	-	-	-	-	-	-	-	-	-
Exeter Township, Precinct 1	-	-	-	-	-	-	-	-	-
Exeter Township, Precinct 2	-	-	-	-	-	-	-	-	-
Frenchtown Township, Precinct 1	-	-	-	-	-	-	-	-	-
Frenchtown Township, Precinct 2	-	-	-	-	-	-	-	-	-
Frenchtown Township, Precinct 3	-	-	-	-	-	-	-	-	-
Frenchtown Township, Precinct 4	-	-	-	-	-	-	-	-	-
Frenchtown Township, Precinct 5	-	-	-	-	-	-	-	-	-
Frenchtown Township, Precinct 6	-	-	-	-	-	-	-	-	-
Frenchtown Township, Precinct 7	-	-	-	-	-	-	-	-	-
Frenchtown Township, Precinct 8	-	-	-	-	-	-	-	-	-
Frenchtown Township, Precinct 9	-	-	-	-	-	-	-	-	-
Ida Township, Precinct 1	-	-	-	-	-	-	-	-	-
Ida Township, Precinct 2	-	-	-	-	-	-	-	-	-
LaSalle Township, Precinct 1	-	-	-	-	-	-	-	-	-
LaSalle Township, Precinct 2	-	-	-	-	-	-	-	-	-
London Township, Precinct 1	-	-	-	-	-	-	-	-	-
Milan Township, Precinct 1	-	-	-	-	-	-	-	-	-
Monroe Charter Township, Precinct 1	-	-	-	-	-	-	-	-	-
Monroe Charter Township, Precinct 2	-	-	-	-	-	-	-	-	-
Monroe Charter Township, Precinct 3	-	-	-	-	-	-	-	-	-
Monroe Charter Township, Precinct 4	-	-	-	-	-	-	-	-	-
Monroe Charter Township, Precinct 5	-	-	-	-	-	-	-	-	-
Monroe Charter Township, Precinct 6	-	-	-	-	-	-	-	-	-

Statement of Votes Cast
Monroe County
August 2010
SOVC For Jurisdiction Wide, All Counters, All Races
Official results

City of Monroe #1

	Reg. Voters	Vote For	Total Votes	Susan Troxell (REP)		Beverly J. Walters (REP)		Steven L. Walters (REP)	
Raisinville Township, Precinct 1	-	-	-	-	-	-	-	-	-
Raisinville Township, Precinct 2	-	-	-	-	-	-	-	-	-
Summerfield Township, Precinct 1	-	-	-	-	-	-	-	-	-
Whiteford Township, Precinct 1	-	-	-	-	-	-	-	-	-
Whiteford Township, Precinct 2	-	-	-	-	-	-	-	-	-
Total	2498	5	341	125	36.66%	105	30.79%	109	31.96%

Statement of Votes Cast
Monroe County
August 2010
SOVC For Jurisdiction Wide, All Counters, All Races
Official results

	City of Monroe #1	
	Write-In Votes	
Jurisdiction Wide		
City of Luna Pier, Precinct 1	-	-
City of Milan, Precinct 1	-	-
City of Monroe, Precinct 1	2	0.59%
City of Monroe, Precinct 2	-	-
City of Monroe, Precinct 3N	-	-
City of Monroe, Precinct 3S	-	-
City of Monroe, Precinct 4	-	-
City of Monroe, Precinct 5	-	-
City of Monroe, Precinct 6	-	-
City of Petersburg, Precinct 1	-	-
Ash Township, Precinct 1	-	-
Ash Township, Precinct 2	-	-
Ash Township, Precinct 3	-	-
Bedford Township, Precinct 1	-	-
Bedford Township, Precinct 2	-	-
Bedford Township, Precinct 3	-	-
Bedford Township, Precinct 4	-	-
Bedford Township, Precinct 5	-	-
Bedford Township, Precinct 6	-	-
Bedford Township, Precinct 7	-	-
Bedford Township, Precinct 8	-	-
Bedford Township, Precinct 9	-	-
Bedford Township, Precinct 10	-	-
Bedford Township, Precinct 11	-	-
Bedford Township, Precinct 12	-	-
Bedford Township, Precinct 13	-	-
Bedford Township, Precinct 14	-	-
Berlin Township, Precinct 1	-	-
Berlin Township, Precinct 2	-	-
Berlin Township, Precinct 3	-	-
Berlin Township, Precinct 4	-	-
Dundee Township, Precinct 1	-	-
Dundee Township, Precinct 2	-	-
Dundee Township, Precinct 3	-	-
Erie Township, Precinct 1	-	-
Erie Township, Precinct 2	-	-
Exeter Township, Precinct 1	-	-
Exeter Township, Precinct 2	-	-
Frenchtown Township, Precinct 1	-	-
Frenchtown Township, Precinct 2	-	-
Frenchtown Township, Precinct 3	-	-
Frenchtown Township, Precinct 4	-	-
Frenchtown Township, Precinct 5	-	-
Frenchtown Township, Precinct 6	-	-
Frenchtown Township, Precinct 7	-	-
Frenchtown Township, Precinct 8	-	-
Frenchtown Township, Precinct 9	-	-
Ida Township, Precinct 1	-	-
Ida Township, Precinct 2	-	-
LaSalle Township, Precinct 1	-	-
LaSalle Township, Precinct 2	-	-
London Township, Precinct 1	-	-
Milan Township, Precinct 1	-	-
Monroe Charter Township, Precinct 1	-	-
Monroe Charter Township, Precinct 2	-	-
Monroe Charter Township, Precinct 3	-	-
Monroe Charter Township, Precinct 4	-	-
Monroe Charter Township, Precinct 5	-	-
Monroe Charter Township, Precinct 6	-	-

Statement of Votes Cast
Monroe County
August 2010
SOVC For Jurisdiction Wide, All Counters, All Races
Official results

	City of Monroe #1	
	Write-In Votes	
Raisinville Township, Precinct 1	-	-
Raisinville Township, Precinct 2	-	-
Summerfield Township, Precinct 1	-	-
Whiteford Township, Precinct 1	-	-
Whiteford Township, Precinct 2	-	-
Total	2	0.59%

Statement of Votes Cast
Monroe County
August 2010
SOVC For Jurisdiction Wide, All Counters, All Races
Official results

City of Monroe #2

	Reg. Voters	Vote For	Total Votes	Charles Barger (REP)		Linda Barger (REP)		Mary Amanda Brockman (REP)	
Jurisdiction Wide									
City of Luna Pier, Precinct 1	-	-	-	-	-	-	-	-	-
City of Milan, Precinct 1	-	-	-	-	-	-	-	-	-
City of Monroe, Precinct 1	-	-	-	-	-	-	-	-	-
City of Monroe, Precinct 2	2328	5	548	74	13.50%	66	12.04%	62	11.31%
City of Monroe, Precinct 3N	-	-	-	-	-	-	-	-	-
City of Monroe, Precinct 3S	-	-	-	-	-	-	-	-	-
City of Monroe, Precinct 4	-	-	-	-	-	-	-	-	-
City of Monroe, Precinct 5	-	-	-	-	-	-	-	-	-
City of Monroe, Precinct 6	-	-	-	-	-	-	-	-	-
City of Petersburg, Precinct 1	-	-	-	-	-	-	-	-	-
Ash Township, Precinct 1	-	-	-	-	-	-	-	-	-
Ash Township, Precinct 2	-	-	-	-	-	-	-	-	-
Ash Township, Precinct 3	-	-	-	-	-	-	-	-	-
Bedford Township, Precinct 1	-	-	-	-	-	-	-	-	-
Bedford Township, Precinct 2	-	-	-	-	-	-	-	-	-
Bedford Township, Precinct 3	-	-	-	-	-	-	-	-	-
Bedford Township, Precinct 4	-	-	-	-	-	-	-	-	-
Bedford Township, Precinct 5	-	-	-	-	-	-	-	-	-
Bedford Township, Precinct 6	-	-	-	-	-	-	-	-	-
Bedford Township, Precinct 7	-	-	-	-	-	-	-	-	-
Bedford Township, Precinct 8	-	-	-	-	-	-	-	-	-
Bedford Township, Precinct 9	-	-	-	-	-	-	-	-	-
Bedford Township, Precinct 10	-	-	-	-	-	-	-	-	-
Bedford Township, Precinct 11	-	-	-	-	-	-	-	-	-
Bedford Township, Precinct 12	-	-	-	-	-	-	-	-	-
Bedford Township, Precinct 13	-	-	-	-	-	-	-	-	-
Bedford Township, Precinct 14	-	-	-	-	-	-	-	-	-
Berlin Township, Precinct 1	-	-	-	-	-	-	-	-	-
Berlin Township, Precinct 2	-	-	-	-	-	-	-	-	-
Berlin Township, Precinct 3	-	-	-	-	-	-	-	-	-
Berlin Township, Precinct 4	-	-	-	-	-	-	-	-	-
Dundee Township, Precinct 1	-	-	-	-	-	-	-	-	-
Dundee Township, Precinct 2	-	-	-	-	-	-	-	-	-
Dundee Township, Precinct 3	-	-	-	-	-	-	-	-	-
Erie Township, Precinct 1	-	-	-	-	-	-	-	-	-
Erie Township, Precinct 2	-	-	-	-	-	-	-	-	-
Exeter Township, Precinct 1	-	-	-	-	-	-	-	-	-
Exeter Township, Precinct 2	-	-	-	-	-	-	-	-	-
Frenchtown Township, Precinct 1	-	-	-	-	-	-	-	-	-
Frenchtown Township, Precinct 2	-	-	-	-	-	-	-	-	-
Frenchtown Township, Precinct 3	-	-	-	-	-	-	-	-	-
Frenchtown Township, Precinct 4	-	-	-	-	-	-	-	-	-
Frenchtown Township, Precinct 5	-	-	-	-	-	-	-	-	-
Frenchtown Township, Precinct 6	-	-	-	-	-	-	-	-	-
Frenchtown Township, Precinct 7	-	-	-	-	-	-	-	-	-
Frenchtown Township, Precinct 8	-	-	-	-	-	-	-	-	-
Frenchtown Township, Precinct 9	-	-	-	-	-	-	-	-	-
Ida Township, Precinct 1	-	-	-	-	-	-	-	-	-
Ida Township, Precinct 2	-	-	-	-	-	-	-	-	-
LaSalle Township, Precinct 1	-	-	-	-	-	-	-	-	-
LaSalle Township, Precinct 2	-	-	-	-	-	-	-	-	-
London Township, Precinct 1	-	-	-	-	-	-	-	-	-
Milan Township, Precinct 1	-	-	-	-	-	-	-	-	-
Monroe Charter Township, Precinct 1	-	-	-	-	-	-	-	-	-
Monroe Charter Township, Precinct 2	-	-	-	-	-	-	-	-	-
Monroe Charter Township, Precinct 3	-	-	-	-	-	-	-	-	-
Monroe Charter Township, Precinct 4	-	-	-	-	-	-	-	-	-
Monroe Charter Township, Precinct 5	-	-	-	-	-	-	-	-	-
Monroe Charter Township, Precinct 6	-	-	-	-	-	-	-	-	-

Statement of Votes Cast
Monroe County
August 2010
SOVC For Jurisdiction Wide, All Counters, All Races
Official results

City of Monroe #2

	Reg. Voters	Vote For	Total Votes	Charles Barger (REP)		Linda Barger (REP)		Mary Amanda Brockman (REP)	
Raisinville Township, Precinct 1	-	-	-	-	-	-	-	-	-
Raisinville Township, Precinct 2	-	-	-	-	-	-	-	-	-
Summerfield Township, Precinct 1	-	-	-	-	-	-	-	-	-
Whiteford Township, Precinct 1	-	-	-	-	-	-	-	-	-
Whiteford Township, Precinct 2	-	-	-	-	-	-	-	-	-
Total	2328	5	548	74	13.50%	66	12.04%	62	11.31%

Statement of Votes Cast
Monroe County
August 2010
SOVC For Jurisdiction Wide, All Counters, All Races
Official results

City of Monroe #2

	Robert A. Brockman (REP)		David L. Buchko, Jr. (REP)		Kathleen Powers (REP)		Michael Roberts (REP)		Rebecca Roberts (REP)	
Jurisdiction Wide										
City of Luna Pier, Precinct 1	-	-	-	-	-	-	-	-	-	-
City of Milan, Precinct 1	-	-	-	-	-	-	-	-	-	-
City of Monroe, Precinct 1	-	-	-	-	-	-	-	-	-	-
City of Monroe, Precinct 2	59	10.77%	68	12.41%	86	15.69%	65	11.86%	62	11.31%
City of Monroe, Precinct 3N	-	-	-	-	-	-	-	-	-	-
City of Monroe, Precinct 3S	-	-	-	-	-	-	-	-	-	-
City of Monroe, Precinct 4	-	-	-	-	-	-	-	-	-	-
City of Monroe, Precinct 5	-	-	-	-	-	-	-	-	-	-
City of Monroe, Precinct 6	-	-	-	-	-	-	-	-	-	-
City of Petersburg, Precinct 1	-	-	-	-	-	-	-	-	-	-
Ash Township, Precinct 1	-	-	-	-	-	-	-	-	-	-
Ash Township, Precinct 2	-	-	-	-	-	-	-	-	-	-
Ash Township, Precinct 3	-	-	-	-	-	-	-	-	-	-
Bedford Township, Precinct 1	-	-	-	-	-	-	-	-	-	-
Bedford Township, Precinct 2	-	-	-	-	-	-	-	-	-	-
Bedford Township, Precinct 3	-	-	-	-	-	-	-	-	-	-
Bedford Township, Precinct 4	-	-	-	-	-	-	-	-	-	-
Bedford Township, Precinct 5	-	-	-	-	-	-	-	-	-	-
Bedford Township, Precinct 6	-	-	-	-	-	-	-	-	-	-
Bedford Township, Precinct 7	-	-	-	-	-	-	-	-	-	-
Bedford Township, Precinct 8	-	-	-	-	-	-	-	-	-	-
Bedford Township, Precinct 9	-	-	-	-	-	-	-	-	-	-
Bedford Township, Precinct 10	-	-	-	-	-	-	-	-	-	-
Bedford Township, Precinct 11	-	-	-	-	-	-	-	-	-	-
Bedford Township, Precinct 12	-	-	-	-	-	-	-	-	-	-
Bedford Township, Precinct 13	-	-	-	-	-	-	-	-	-	-
Bedford Township, Precinct 14	-	-	-	-	-	-	-	-	-	-
Berlin Township, Precinct 1	-	-	-	-	-	-	-	-	-	-
Berlin Township, Precinct 2	-	-	-	-	-	-	-	-	-	-
Berlin Township, Precinct 3	-	-	-	-	-	-	-	-	-	-
Berlin Township, Precinct 4	-	-	-	-	-	-	-	-	-	-
Dundee Township, Precinct 1	-	-	-	-	-	-	-	-	-	-
Dundee Township, Precinct 2	-	-	-	-	-	-	-	-	-	-
Dundee Township, Precinct 3	-	-	-	-	-	-	-	-	-	-
Erie Township, Precinct 1	-	-	-	-	-	-	-	-	-	-
Erie Township, Precinct 2	-	-	-	-	-	-	-	-	-	-
Exeter Township, Precinct 1	-	-	-	-	-	-	-	-	-	-
Exeter Township, Precinct 2	-	-	-	-	-	-	-	-	-	-
Frenchtown Township, Precinct 1	-	-	-	-	-	-	-	-	-	-
Frenchtown Township, Precinct 2	-	-	-	-	-	-	-	-	-	-
Frenchtown Township, Precinct 3	-	-	-	-	-	-	-	-	-	-
Frenchtown Township, Precinct 4	-	-	-	-	-	-	-	-	-	-
Frenchtown Township, Precinct 5	-	-	-	-	-	-	-	-	-	-
Frenchtown Township, Precinct 6	-	-	-	-	-	-	-	-	-	-
Frenchtown Township, Precinct 7	-	-	-	-	-	-	-	-	-	-
Frenchtown Township, Precinct 8	-	-	-	-	-	-	-	-	-	-
Frenchtown Township, Precinct 9	-	-	-	-	-	-	-	-	-	-
Ida Township, Precinct 1	-	-	-	-	-	-	-	-	-	-
Ida Township, Precinct 2	-	-	-	-	-	-	-	-	-	-
LaSalle Township, Precinct 1	-	-	-	-	-	-	-	-	-	-
LaSalle Township, Precinct 2	-	-	-	-	-	-	-	-	-	-
London Township, Precinct 1	-	-	-	-	-	-	-	-	-	-
Milan Township, Precinct 1	-	-	-	-	-	-	-	-	-	-
Monroe Charter Township, Precinct 1	-	-	-	-	-	-	-	-	-	-
Monroe Charter Township, Precinct 2	-	-	-	-	-	-	-	-	-	-
Monroe Charter Township, Precinct 3	-	-	-	-	-	-	-	-	-	-
Monroe Charter Township, Precinct 4	-	-	-	-	-	-	-	-	-	-
Monroe Charter Township, Precinct 5	-	-	-	-	-	-	-	-	-	-
Monroe Charter Township, Precinct 6	-	-	-	-	-	-	-	-	-	-

Statement of Votes Cast
Monroe County
August 2010
SOVC For Jurisdiction Wide, All Counters, All Races
Official results

	City of Monroe #2									
	Robert A. Brockman (REP)		David L. Buchko, Jr. (REP)		Kathleen Powers (REP)		Michael Roberts (REP)		Rebecca Roberts (REP)	
Raisinville Township, Precinct 1	-	-	-	-	-	-	-	-	-	-
Raisinville Township, Precinct 2	-	-	-	-	-	-	-	-	-	-
Summerfield Township, Precinct 1	-	-	-	-	-	-	-	-	-	-
Whiteford Township, Precinct 1	-	-	-	-	-	-	-	-	-	-
Whiteford Township, Precinct 2	-	-	-	-	-	-	-	-	-	-
Total	59	10.77%	68	12.41%	86	15.69%	65	11.86%	62	11.31%

Statement of Votes Cast
Monroe County
August 2010
SOVC For Jurisdiction Wide, All Counters, All Races
Official results

	City of Monroe #2	
	Write-In Votes	
Jurisdiction Wide		
City of Luna Pier, Precinct 1	-	-
City of Milan, Precinct 1	-	-
City of Monroe, Precinct 1	-	-
City of Monroe, Precinct 2	6	1.09%
City of Monroe, Precinct 3N	-	-
City of Monroe, Precinct 3S	-	-
City of Monroe, Precinct 4	-	-
City of Monroe, Precinct 5	-	-
City of Monroe, Precinct 6	-	-
City of Petersburg, Precinct 1	-	-
Ash Township, Precinct 1	-	-
Ash Township, Precinct 2	-	-
Ash Township, Precinct 3	-	-
Bedford Township, Precinct 1	-	-
Bedford Township, Precinct 2	-	-
Bedford Township, Precinct 3	-	-
Bedford Township, Precinct 4	-	-
Bedford Township, Precinct 5	-	-
Bedford Township, Precinct 6	-	-
Bedford Township, Precinct 7	-	-
Bedford Township, Precinct 8	-	-
Bedford Township, Precinct 9	-	-
Bedford Township, Precinct 10	-	-
Bedford Township, Precinct 11	-	-
Bedford Township, Precinct 12	-	-
Bedford Township, Precinct 13	-	-
Bedford Township, Precinct 14	-	-
Berlin Township, Precinct 1	-	-
Berlin Township, Precinct 2	-	-
Berlin Township, Precinct 3	-	-
Berlin Township, Precinct 4	-	-
Dundee Township, Precinct 1	-	-
Dundee Township, Precinct 2	-	-
Dundee Township, Precinct 3	-	-
Erie Township, Precinct 1	-	-
Erie Township, Precinct 2	-	-
Exeter Township, Precinct 1	-	-
Exeter Township, Precinct 2	-	-
Frenchtown Township, Precinct 1	-	-
Frenchtown Township, Precinct 2	-	-
Frenchtown Township, Precinct 3	-	-
Frenchtown Township, Precinct 4	-	-
Frenchtown Township, Precinct 5	-	-
Frenchtown Township, Precinct 6	-	-
Frenchtown Township, Precinct 7	-	-
Frenchtown Township, Precinct 8	-	-
Frenchtown Township, Precinct 9	-	-
Ida Township, Precinct 1	-	-
Ida Township, Precinct 2	-	-
LaSalle Township, Precinct 1	-	-
LaSalle Township, Precinct 2	-	-
London Township, Precinct 1	-	-
Milan Township, Precinct 1	-	-
Monroe Charter Township, Precinct 1	-	-
Monroe Charter Township, Precinct 2	-	-
Monroe Charter Township, Precinct 3	-	-
Monroe Charter Township, Precinct 4	-	-
Monroe Charter Township, Precinct 5	-	-
Monroe Charter Township, Precinct 6	-	-

	City of Monroe #2	
	Write-In Votes	
Raisinville Township, Precinct 1	-	-
Raisinville Township, Precinct 2	-	-
Summerfield Township, Precinct 1	-	-
Whiteford Township, Precinct 1	-	-
Whiteford Township, Precinct 2	-	-
Total	6	1.09%

Statement of Votes Cast
Monroe County
August 2010
SOVC For Jurisdiction Wide, All Counters, All Races
Official results

	City of Monroe #3S								
	Reg. Voters	Vote For	Total Votes	Scott Mignano (REP)		Chris Wittkop (REP)		Write-In Votes	
Jurisdiction Wide									
City of Luna Pier, Precinct 1	-	-	-	-	-	-	-	-	-
City of Milan, Precinct 1	-	-	-	-	-	-	-	-	-
City of Monroe, Precinct 1	-	-	-	-	-	-	-	-	-
City of Monroe, Precinct 2	-	-	-	-	-	-	-	-	-
City of Monroe, Precinct 3N	-	-	-	-	-	-	-	-	-
City of Monroe, Precinct 3S	1382	1	35	20	57.14%	15	42.86%	0	0.00%
City of Monroe, Precinct 4	-	-	-	-	-	-	-	-	-
City of Monroe, Precinct 5	-	-	-	-	-	-	-	-	-
City of Monroe, Precinct 6	-	-	-	-	-	-	-	-	-
City of Petersburg, Precinct 1	-	-	-	-	-	-	-	-	-
Ash Township, Precinct 1	-	-	-	-	-	-	-	-	-
Ash Township, Precinct 2	-	-	-	-	-	-	-	-	-
Ash Township, Precinct 3	-	-	-	-	-	-	-	-	-
Bedford Township, Precinct 1	-	-	-	-	-	-	-	-	-
Bedford Township, Precinct 2	-	-	-	-	-	-	-	-	-
Bedford Township, Precinct 3	-	-	-	-	-	-	-	-	-
Bedford Township, Precinct 4	-	-	-	-	-	-	-	-	-
Bedford Township, Precinct 5	-	-	-	-	-	-	-	-	-
Bedford Township, Precinct 6	-	-	-	-	-	-	-	-	-
Bedford Township, Precinct 7	-	-	-	-	-	-	-	-	-
Bedford Township, Precinct 8	-	-	-	-	-	-	-	-	-
Bedford Township, Precinct 9	-	-	-	-	-	-	-	-	-
Bedford Township, Precinct 10	-	-	-	-	-	-	-	-	-
Bedford Township, Precinct 11	-	-	-	-	-	-	-	-	-
Bedford Township, Precinct 12	-	-	-	-	-	-	-	-	-
Bedford Township, Precinct 13	-	-	-	-	-	-	-	-	-
Bedford Township, Precinct 14	-	-	-	-	-	-	-	-	-
Berlin Township, Precinct 1	-	-	-	-	-	-	-	-	-
Berlin Township, Precinct 2	-	-	-	-	-	-	-	-	-
Berlin Township, Precinct 3	-	-	-	-	-	-	-	-	-
Berlin Township, Precinct 4	-	-	-	-	-	-	-	-	-
Dundee Township, Precinct 1	-	-	-	-	-	-	-	-	-
Dundee Township, Precinct 2	-	-	-	-	-	-	-	-	-
Dundee Township, Precinct 3	-	-	-	-	-	-	-	-	-
Erie Township, Precinct 1	-	-	-	-	-	-	-	-	-
Erie Township, Precinct 2	-	-	-	-	-	-	-	-	-
Exeter Township, Precinct 1	-	-	-	-	-	-	-	-	-
Exeter Township, Precinct 2	-	-	-	-	-	-	-	-	-
Frenchtown Township, Precinct 1	-	-	-	-	-	-	-	-	-
Frenchtown Township, Precinct 2	-	-	-	-	-	-	-	-	-
Frenchtown Township, Precinct 3	-	-	-	-	-	-	-	-	-
Frenchtown Township, Precinct 4	-	-	-	-	-	-	-	-	-
Frenchtown Township, Precinct 5	-	-	-	-	-	-	-	-	-
Frenchtown Township, Precinct 6	-	-	-	-	-	-	-	-	-
Frenchtown Township, Precinct 7	-	-	-	-	-	-	-	-	-
Frenchtown Township, Precinct 8	-	-	-	-	-	-	-	-	-
Frenchtown Township, Precinct 9	-	-	-	-	-	-	-	-	-
Ida Township, Precinct 1	-	-	-	-	-	-	-	-	-
Ida Township, Precinct 2	-	-	-	-	-	-	-	-	-
LaSalle Township, Precinct 1	-	-	-	-	-	-	-	-	-
LaSalle Township, Precinct 2	-	-	-	-	-	-	-	-	-
London Township, Precinct 1	-	-	-	-	-	-	-	-	-
Milan Township, Precinct 1	-	-	-	-	-	-	-	-	-
Monroe Charter Township, Precinct 1	-	-	-	-	-	-	-	-	-
Monroe Charter Township, Precinct 2	-	-	-	-	-	-	-	-	-
Monroe Charter Township, Precinct 3	-	-	-	-	-	-	-	-	-
Monroe Charter Township, Precinct 4	-	-	-	-	-	-	-	-	-
Monroe Charter Township, Precinct 5	-	-	-	-	-	-	-	-	-
Monroe Charter Township, Precinct 6	-	-	-	-	-	-	-	-	-

Statement of Votes Cast
Monroe County
August 2010
SOVC For Jurisdiction Wide, All Counters, All Races
Official results

	City of Monroe #3S								
	Reg. Voters	Vote For	Total Votes	Scott Mignano (REP)		Chris Wittkop (REP)		Write-In Votes	
Raisinville Township, Precinct 1	-	-	-	-	-	-	-	-	-
Raisinville Township, Precinct 2	-	-	-	-	-	-	-	-	-
Summerfield Township, Precinct 1	-	-	-	-	-	-	-	-	-
Whiteford Township, Precinct 1	-	-	-	-	-	-	-	-	-
Whiteford Township, Precinct 2	-	-	-	-	-	-	-	-	-
Total	1382	1	35	20	57.14%	15	42.86%	0	0.00%

Statement of Votes Cast
Monroe County
August 2010
SOVC For Jurisdiction Wide, All Counters, All Races
Official results

	City of Monroe #3N								
	Reg. Voters	Vote For	Total Votes	Cathy L. Smith (REP)		Neil T. Smith (REP)		Write-In Votes	
Jurisdiction Wide									
City of Luna Pier, Precinct 1	-	-	-	-	-	-	-	-	-
City of Milan, Precinct 1	-	-	-	-	-	-	-	-	-
City of Monroe, Precinct 1	-	-	-	-	-	-	-	-	-
City of Monroe, Precinct 2	-	-	-	-	-	-	-	-	-
City of Monroe, Precinct 3N	1178	3	79	45	56.96%	34	43.04%	0	0.00%
City of Monroe, Precinct 3S	-	-	-	-	-	-	-	-	-
City of Monroe, Precinct 4	-	-	-	-	-	-	-	-	-
City of Monroe, Precinct 5	-	-	-	-	-	-	-	-	-
City of Monroe, Precinct 6	-	-	-	-	-	-	-	-	-
City of Petersburg, Precinct 1	-	-	-	-	-	-	-	-	-
Ash Township, Precinct 1	-	-	-	-	-	-	-	-	-
Ash Township, Precinct 2	-	-	-	-	-	-	-	-	-
Ash Township, Precinct 3	-	-	-	-	-	-	-	-	-
Bedford Township, Precinct 1	-	-	-	-	-	-	-	-	-
Bedford Township, Precinct 2	-	-	-	-	-	-	-	-	-
Bedford Township, Precinct 3	-	-	-	-	-	-	-	-	-
Bedford Township, Precinct 4	-	-	-	-	-	-	-	-	-
Bedford Township, Precinct 5	-	-	-	-	-	-	-	-	-
Bedford Township, Precinct 6	-	-	-	-	-	-	-	-	-
Bedford Township, Precinct 7	-	-	-	-	-	-	-	-	-
Bedford Township, Precinct 8	-	-	-	-	-	-	-	-	-
Bedford Township, Precinct 9	-	-	-	-	-	-	-	-	-
Bedford Township, Precinct 10	-	-	-	-	-	-	-	-	-
Bedford Township, Precinct 11	-	-	-	-	-	-	-	-	-
Bedford Township, Precinct 12	-	-	-	-	-	-	-	-	-
Bedford Township, Precinct 13	-	-	-	-	-	-	-	-	-
Bedford Township, Precinct 14	-	-	-	-	-	-	-	-	-
Berlin Township, Precinct 1	-	-	-	-	-	-	-	-	-
Berlin Township, Precinct 2	-	-	-	-	-	-	-	-	-
Berlin Township, Precinct 3	-	-	-	-	-	-	-	-	-
Berlin Township, Precinct 4	-	-	-	-	-	-	-	-	-
Dundee Township, Precinct 1	-	-	-	-	-	-	-	-	-
Dundee Township, Precinct 2	-	-	-	-	-	-	-	-	-
Dundee Township, Precinct 3	-	-	-	-	-	-	-	-	-
Erie Township, Precinct 1	-	-	-	-	-	-	-	-	-
Erie Township, Precinct 2	-	-	-	-	-	-	-	-	-
Exeter Township, Precinct 1	-	-	-	-	-	-	-	-	-
Exeter Township, Precinct 2	-	-	-	-	-	-	-	-	-
Frenchtown Township, Precinct 1	-	-	-	-	-	-	-	-	-
Frenchtown Township, Precinct 2	-	-	-	-	-	-	-	-	-
Frenchtown Township, Precinct 3	-	-	-	-	-	-	-	-	-
Frenchtown Township, Precinct 4	-	-	-	-	-	-	-	-	-
Frenchtown Township, Precinct 5	-	-	-	-	-	-	-	-	-
Frenchtown Township, Precinct 6	-	-	-	-	-	-	-	-	-
Frenchtown Township, Precinct 7	-	-	-	-	-	-	-	-	-
Frenchtown Township, Precinct 8	-	-	-	-	-	-	-	-	-
Frenchtown Township, Precinct 9	-	-	-	-	-	-	-	-	-
Ida Township, Precinct 1	-	-	-	-	-	-	-	-	-
Ida Township, Precinct 2	-	-	-	-	-	-	-	-	-
LaSalle Township, Precinct 1	-	-	-	-	-	-	-	-	-
LaSalle Township, Precinct 2	-	-	-	-	-	-	-	-	-
London Township, Precinct 1	-	-	-	-	-	-	-	-	-
Milan Township, Precinct 1	-	-	-	-	-	-	-	-	-
Monroe Charter Township, Precinct 1	-	-	-	-	-	-	-	-	-
Monroe Charter Township, Precinct 2	-	-	-	-	-	-	-	-	-
Monroe Charter Township, Precinct 3	-	-	-	-	-	-	-	-	-
Monroe Charter Township, Precinct 4	-	-	-	-	-	-	-	-	-
Monroe Charter Township, Precinct 5	-	-	-	-	-	-	-	-	-
Monroe Charter Township, Precinct 6	-	-	-	-	-	-	-	-	-

Statement of Votes Cast
Monroe County
August 2010
SOVC For Jurisdiction Wide, All Counters, All Races
Official results

City of Monroe #3N

	Reg. Voters	Vote For	Total Votes	Cathy L. Smith (REP)		Neil T. Smith (REP)		Write-In Votes	
Raisinville Township, Precinct 1	-	-	-	-	-	-	-	-	-
Raisinville Township, Precinct 2	-	-	-	-	-	-	-	-	-
Summerfield Township, Precinct 1	-	-	-	-	-	-	-	-	-
Whiteford Township, Precinct 1	-	-	-	-	-	-	-	-	-
Whiteford Township, Precinct 2	-	-	-	-	-	-	-	-	-
Total	1178	3	79	45	56.96%	34	43.04%	0	0.00%

Statement of Votes Cast
Monroe County
August 2010
SOVC For Jurisdiction Wide, All Counters, All Races
Official results

	City of Monroe #4								
	Reg. Voters	Vote For	Total Votes	Michael E. Brandt (REP)		James H. Davies (REP)		John K. Emerson (REP)	
Jurisdiction Wide									
City of Luna Pier, Precinct 1	-	-	-	-	-	-	-	-	-
City of Milan, Precinct 1	-	-	-	-	-	-	-	-	-
City of Monroe, Precinct 1	-	-	-	-	-	-	-	-	-
City of Monroe, Precinct 2	-	-	-	-	-	-	-	-	-
City of Monroe, Precinct 3N	-	-	-	-	-	-	-	-	-
City of Monroe, Precinct 3S	-	-	-	-	-	-	-	-	-
City of Monroe, Precinct 4	2656	6	1330	169	12.71%	202	15.19%	156	11.73%
City of Monroe, Precinct 5	-	-	-	-	-	-	-	-	-
City of Monroe, Precinct 6	-	-	-	-	-	-	-	-	-
City of Petersburg, Precinct 1	-	-	-	-	-	-	-	-	-
Ash Township, Precinct 1	-	-	-	-	-	-	-	-	-
Ash Township, Precinct 2	-	-	-	-	-	-	-	-	-
Ash Township, Precinct 3	-	-	-	-	-	-	-	-	-
Bedford Township, Precinct 1	-	-	-	-	-	-	-	-	-
Bedford Township, Precinct 2	-	-	-	-	-	-	-	-	-
Bedford Township, Precinct 3	-	-	-	-	-	-	-	-	-
Bedford Township, Precinct 4	-	-	-	-	-	-	-	-	-
Bedford Township, Precinct 5	-	-	-	-	-	-	-	-	-
Bedford Township, Precinct 6	-	-	-	-	-	-	-	-	-
Bedford Township, Precinct 7	-	-	-	-	-	-	-	-	-
Bedford Township, Precinct 8	-	-	-	-	-	-	-	-	-
Bedford Township, Precinct 9	-	-	-	-	-	-	-	-	-
Bedford Township, Precinct 10	-	-	-	-	-	-	-	-	-
Bedford Township, Precinct 11	-	-	-	-	-	-	-	-	-
Bedford Township, Precinct 12	-	-	-	-	-	-	-	-	-
Bedford Township, Precinct 13	-	-	-	-	-	-	-	-	-
Bedford Township, Precinct 14	-	-	-	-	-	-	-	-	-
Berlin Township, Precinct 1	-	-	-	-	-	-	-	-	-
Berlin Township, Precinct 2	-	-	-	-	-	-	-	-	-
Berlin Township, Precinct 3	-	-	-	-	-	-	-	-	-
Berlin Township, Precinct 4	-	-	-	-	-	-	-	-	-
Dundee Township, Precinct 1	-	-	-	-	-	-	-	-	-
Dundee Township, Precinct 2	-	-	-	-	-	-	-	-	-
Dundee Township, Precinct 3	-	-	-	-	-	-	-	-	-
Erie Township, Precinct 1	-	-	-	-	-	-	-	-	-
Erie Township, Precinct 2	-	-	-	-	-	-	-	-	-
Exeter Township, Precinct 1	-	-	-	-	-	-	-	-	-
Exeter Township, Precinct 2	-	-	-	-	-	-	-	-	-
Frenchtown Township, Precinct 1	-	-	-	-	-	-	-	-	-
Frenchtown Township, Precinct 2	-	-	-	-	-	-	-	-	-
Frenchtown Township, Precinct 3	-	-	-	-	-	-	-	-	-
Frenchtown Township, Precinct 4	-	-	-	-	-	-	-	-	-
Frenchtown Township, Precinct 5	-	-	-	-	-	-	-	-	-
Frenchtown Township, Precinct 6	-	-	-	-	-	-	-	-	-
Frenchtown Township, Precinct 7	-	-	-	-	-	-	-	-	-
Frenchtown Township, Precinct 8	-	-	-	-	-	-	-	-	-
Frenchtown Township, Precinct 9	-	-	-	-	-	-	-	-	-
Ida Township, Precinct 1	-	-	-	-	-	-	-	-	-
Ida Township, Precinct 2	-	-	-	-	-	-	-	-	-
LaSalle Township, Precinct 1	-	-	-	-	-	-	-	-	-
LaSalle Township, Precinct 2	-	-	-	-	-	-	-	-	-
London Township, Precinct 1	-	-	-	-	-	-	-	-	-
Milan Township, Precinct 1	-	-	-	-	-	-	-	-	-
Monroe Charter Township, Precinct 1	-	-	-	-	-	-	-	-	-
Monroe Charter Township, Precinct 2	-	-	-	-	-	-	-	-	-
Monroe Charter Township, Precinct 3	-	-	-	-	-	-	-	-	-
Monroe Charter Township, Precinct 4	-	-	-	-	-	-	-	-	-
Monroe Charter Township, Precinct 5	-	-	-	-	-	-	-	-	-
Monroe Charter Township, Precinct 6	-	-	-	-	-	-	-	-	-

Statement of Votes Cast
Monroe County
August 2010
SOVC For Jurisdiction Wide, All Counters, All Races
Official results

City of Monroe #4

	Reg. Voters	Vote For	Total Votes	Michael E. Brandt (REP)		James H. Davies (REP)		John K. Emerson (REP)	
Raisinville Township, Precinct 1	-	-	-	-	-	-	-	-	-
Raisinville Township, Precinct 2	-	-	-	-	-	-	-	-	-
Summerfield Township, Precinct 1	-	-	-	-	-	-	-	-	-
Whiteford Township, Precinct 1	-	-	-	-	-	-	-	-	-
Whiteford Township, Precinct 2	-	-	-	-	-	-	-	-	-
Total	2656	6	1330	169	12.71%	202	15.19%	156	11.73%

Statement of Votes Cast
Monroe County
August 2010
SOVC For Jurisdiction Wide, All Counters, All Races
Official results

City of Monroe #4

	Melanie Emerson (REP)		Anne M. Gensler (REP)		Barbara Hohman (REP)		Carolyn S. Peterson (REP)		Connie Jean Tyrrell (REP)	
Jurisdiction Wide										
City of Luna Pier, Precinct 1	-	-	-	-	-	-	-	-	-	-
City of Milan, Precinct 1	-	-	-	-	-	-	-	-	-	-
City of Monroe, Precinct 1	-	-	-	-	-	-	-	-	-	-
City of Monroe, Precinct 2	-	-	-	-	-	-	-	-	-	-
City of Monroe, Precinct 3N	-	-	-	-	-	-	-	-	-	-
City of Monroe, Precinct 3S	-	-	-	-	-	-	-	-	-	-
City of Monroe, Precinct 4	134	10.08%	180	13.53%	207	15.56%	149	11.20%	130	9.77%
City of Monroe, Precinct 5	-	-	-	-	-	-	-	-	-	-
City of Monroe, Precinct 6	-	-	-	-	-	-	-	-	-	-
City of Petersburg, Precinct 1	-	-	-	-	-	-	-	-	-	-
Ash Township, Precinct 1	-	-	-	-	-	-	-	-	-	-
Ash Township, Precinct 2	-	-	-	-	-	-	-	-	-	-
Ash Township, Precinct 3	-	-	-	-	-	-	-	-	-	-
Bedford Township, Precinct 1	-	-	-	-	-	-	-	-	-	-
Bedford Township, Precinct 2	-	-	-	-	-	-	-	-	-	-
Bedford Township, Precinct 3	-	-	-	-	-	-	-	-	-	-
Bedford Township, Precinct 4	-	-	-	-	-	-	-	-	-	-
Bedford Township, Precinct 5	-	-	-	-	-	-	-	-	-	-
Bedford Township, Precinct 6	-	-	-	-	-	-	-	-	-	-
Bedford Township, Precinct 7	-	-	-	-	-	-	-	-	-	-
Bedford Township, Precinct 8	-	-	-	-	-	-	-	-	-	-
Bedford Township, Precinct 9	-	-	-	-	-	-	-	-	-	-
Bedford Township, Precinct 10	-	-	-	-	-	-	-	-	-	-
Bedford Township, Precinct 11	-	-	-	-	-	-	-	-	-	-
Bedford Township, Precinct 12	-	-	-	-	-	-	-	-	-	-
Bedford Township, Precinct 13	-	-	-	-	-	-	-	-	-	-
Bedford Township, Precinct 14	-	-	-	-	-	-	-	-	-	-
Berlin Township, Precinct 1	-	-	-	-	-	-	-	-	-	-
Berlin Township, Precinct 2	-	-	-	-	-	-	-	-	-	-
Berlin Township, Precinct 3	-	-	-	-	-	-	-	-	-	-
Berlin Township, Precinct 4	-	-	-	-	-	-	-	-	-	-
Dundee Township, Precinct 1	-	-	-	-	-	-	-	-	-	-
Dundee Township, Precinct 2	-	-	-	-	-	-	-	-	-	-
Dundee Township, Precinct 3	-	-	-	-	-	-	-	-	-	-
Erie Township, Precinct 1	-	-	-	-	-	-	-	-	-	-
Erie Township, Precinct 2	-	-	-	-	-	-	-	-	-	-
Exeter Township, Precinct 1	-	-	-	-	-	-	-	-	-	-
Exeter Township, Precinct 2	-	-	-	-	-	-	-	-	-	-
Frenchtown Township, Precinct 1	-	-	-	-	-	-	-	-	-	-
Frenchtown Township, Precinct 2	-	-	-	-	-	-	-	-	-	-
Frenchtown Township, Precinct 3	-	-	-	-	-	-	-	-	-	-
Frenchtown Township, Precinct 4	-	-	-	-	-	-	-	-	-	-
Frenchtown Township, Precinct 5	-	-	-	-	-	-	-	-	-	-
Frenchtown Township, Precinct 6	-	-	-	-	-	-	-	-	-	-
Frenchtown Township, Precinct 7	-	-	-	-	-	-	-	-	-	-
Frenchtown Township, Precinct 8	-	-	-	-	-	-	-	-	-	-
Frenchtown Township, Precinct 9	-	-	-	-	-	-	-	-	-	-
Ida Township, Precinct 1	-	-	-	-	-	-	-	-	-	-
Ida Township, Precinct 2	-	-	-	-	-	-	-	-	-	-
LaSalle Township, Precinct 1	-	-	-	-	-	-	-	-	-	-
LaSalle Township, Precinct 2	-	-	-	-	-	-	-	-	-	-
London Township, Precinct 1	-	-	-	-	-	-	-	-	-	-
Milan Township, Precinct 1	-	-	-	-	-	-	-	-	-	-
Monroe Charter Township, Precinct 1	-	-	-	-	-	-	-	-	-	-
Monroe Charter Township, Precinct 2	-	-	-	-	-	-	-	-	-	-
Monroe Charter Township, Precinct 3	-	-	-	-	-	-	-	-	-	-
Monroe Charter Township, Precinct 4	-	-	-	-	-	-	-	-	-	-
Monroe Charter Township, Precinct 5	-	-	-	-	-	-	-	-	-	-
Monroe Charter Township, Precinct 6	-	-	-	-	-	-	-	-	-	-

Statement of Votes Cast
Monroe County
August 2010
SOVC For Jurisdiction Wide, All Counters, All Races
Official results

City of Monroe #4

	Melanie Emerson (REP)		Anne M. Gensler (REP)		Barbara Hohman (REP)		Carolyn S. Peterson (REP)		Connie Jean Tyrrell (REP)	
Raisinville Township, Precinct 1	-	-	-	-	-	-	-	-	-	-
Raisinville Township, Precinct 2	-	-	-	-	-	-	-	-	-	-
Summerfield Township, Precinct 1	-	-	-	-	-	-	-	-	-	-
Whiteford Township, Precinct 1	-	-	-	-	-	-	-	-	-	-
Whiteford Township, Precinct 2	-	-	-	-	-	-	-	-	-	-
Total	134	10.08%	180	13.53%	207	15.56%	149	11.20%	130	9.77%

Statement of Votes Cast
Monroe County
August 2010
SOVC For Jurisdiction Wide, All Counters, All Races
Official results

	City of Monroe #4	
	Write-In Votes	
Jurisdiction Wide		
City of Luna Pier, Precinct 1	-	-
City of Milan, Precinct 1	-	-
City of Monroe, Precinct 1	-	-
City of Monroe, Precinct 2	-	-
City of Monroe, Precinct 3N	-	-
City of Monroe, Precinct 3S	-	-
City of Monroe, Precinct 4	3	0.23%
City of Monroe, Precinct 5	-	-
City of Monroe, Precinct 6	-	-
City of Petersburg, Precinct 1	-	-
Ash Township, Precinct 1	-	-
Ash Township, Precinct 2	-	-
Ash Township, Precinct 3	-	-
Bedford Township, Precinct 1	-	-
Bedford Township, Precinct 2	-	-
Bedford Township, Precinct 3	-	-
Bedford Township, Precinct 4	-	-
Bedford Township, Precinct 5	-	-
Bedford Township, Precinct 6	-	-
Bedford Township, Precinct 7	-	-
Bedford Township, Precinct 8	-	-
Bedford Township, Precinct 9	-	-
Bedford Township, Precinct 10	-	-
Bedford Township, Precinct 11	-	-
Bedford Township, Precinct 12	-	-
Bedford Township, Precinct 13	-	-
Bedford Township, Precinct 14	-	-
Berlin Township, Precinct 1	-	-
Berlin Township, Precinct 2	-	-
Berlin Township, Precinct 3	-	-
Berlin Township, Precinct 4	-	-
Dundee Township, Precinct 1	-	-
Dundee Township, Precinct 2	-	-
Dundee Township, Precinct 3	-	-
Erie Township, Precinct 1	-	-
Erie Township, Precinct 2	-	-
Exeter Township, Precinct 1	-	-
Exeter Township, Precinct 2	-	-
Frenchtown Township, Precinct 1	-	-
Frenchtown Township, Precinct 2	-	-
Frenchtown Township, Precinct 3	-	-
Frenchtown Township, Precinct 4	-	-
Frenchtown Township, Precinct 5	-	-
Frenchtown Township, Precinct 6	-	-
Frenchtown Township, Precinct 7	-	-
Frenchtown Township, Precinct 8	-	-
Frenchtown Township, Precinct 9	-	-
Ida Township, Precinct 1	-	-
Ida Township, Precinct 2	-	-
LaSalle Township, Precinct 1	-	-
LaSalle Township, Precinct 2	-	-
London Township, Precinct 1	-	-
Milan Township, Precinct 1	-	-
Monroe Charter Township, Precinct 1	-	-
Monroe Charter Township, Precinct 2	-	-
Monroe Charter Township, Precinct 3	-	-
Monroe Charter Township, Precinct 4	-	-
Monroe Charter Township, Precinct 5	-	-
Monroe Charter Township, Precinct 6	-	-

Statement of Votes Cast
Monroe County
August 2010
SOVC For Jurisdiction Wide, All Counters, All Races
Official results

	City of Monroe #4	
	Write-In Votes	
Raisinville Township, Precinct 1	-	-
Raisinville Township, Precinct 2	-	-
Summerfield Township, Precinct 1	-	-
Whiteford Township, Precinct 1	-	-
Whiteford Township, Precinct 2	-	-
Total	3	0.23%

Statement of Votes Cast
Monroe County
August 2010
SOVC For Jurisdiction Wide, All Counters, All Races
Official results

	City of Monroe #5								
	Reg. Voters	Vote For	Total Votes	Brenda A. Braden (REP)		Katelyn S. Carrabino (REP)		Jan Centa (REP)	
Jurisdiction Wide									
City of Luna Pier, Precinct 1	-	-	-	-	-	-	-	-	-
City of Milan, Precinct 1	-	-	-	-	-	-	-	-	-
City of Monroe, Precinct 1	-	-	-	-	-	-	-	-	-
City of Monroe, Precinct 2	-	-	-	-	-	-	-	-	-
City of Monroe, Precinct 3N	-	-	-	-	-	-	-	-	-
City of Monroe, Precinct 3S	-	-	-	-	-	-	-	-	-
City of Monroe, Precinct 4	-	-	-	-	-	-	-	-	-
City of Monroe, Precinct 5	2814	6	1134	186	16.40%	192	16.93%	202	17.81%
City of Monroe, Precinct 6	-	-	-	-	-	-	-	-	-
City of Petersburg, Precinct 1	-	-	-	-	-	-	-	-	-
Ash Township, Precinct 1	-	-	-	-	-	-	-	-	-
Ash Township, Precinct 2	-	-	-	-	-	-	-	-	-
Ash Township, Precinct 3	-	-	-	-	-	-	-	-	-
Bedford Township, Precinct 1	-	-	-	-	-	-	-	-	-
Bedford Township, Precinct 2	-	-	-	-	-	-	-	-	-
Bedford Township, Precinct 3	-	-	-	-	-	-	-	-	-
Bedford Township, Precinct 4	-	-	-	-	-	-	-	-	-
Bedford Township, Precinct 5	-	-	-	-	-	-	-	-	-
Bedford Township, Precinct 6	-	-	-	-	-	-	-	-	-
Bedford Township, Precinct 7	-	-	-	-	-	-	-	-	-
Bedford Township, Precinct 8	-	-	-	-	-	-	-	-	-
Bedford Township, Precinct 9	-	-	-	-	-	-	-	-	-
Bedford Township, Precinct 10	-	-	-	-	-	-	-	-	-
Bedford Township, Precinct 11	-	-	-	-	-	-	-	-	-
Bedford Township, Precinct 12	-	-	-	-	-	-	-	-	-
Bedford Township, Precinct 13	-	-	-	-	-	-	-	-	-
Bedford Township, Precinct 14	-	-	-	-	-	-	-	-	-
Berlin Township, Precinct 1	-	-	-	-	-	-	-	-	-
Berlin Township, Precinct 2	-	-	-	-	-	-	-	-	-
Berlin Township, Precinct 3	-	-	-	-	-	-	-	-	-
Berlin Township, Precinct 4	-	-	-	-	-	-	-	-	-
Dundee Township, Precinct 1	-	-	-	-	-	-	-	-	-
Dundee Township, Precinct 2	-	-	-	-	-	-	-	-	-
Dundee Township, Precinct 3	-	-	-	-	-	-	-	-	-
Erie Township, Precinct 1	-	-	-	-	-	-	-	-	-
Erie Township, Precinct 2	-	-	-	-	-	-	-	-	-
Exeter Township, Precinct 1	-	-	-	-	-	-	-	-	-
Exeter Township, Precinct 2	-	-	-	-	-	-	-	-	-
Frenchtown Township, Precinct 1	-	-	-	-	-	-	-	-	-
Frenchtown Township, Precinct 2	-	-	-	-	-	-	-	-	-
Frenchtown Township, Precinct 3	-	-	-	-	-	-	-	-	-
Frenchtown Township, Precinct 4	-	-	-	-	-	-	-	-	-
Frenchtown Township, Precinct 5	-	-	-	-	-	-	-	-	-
Frenchtown Township, Precinct 6	-	-	-	-	-	-	-	-	-
Frenchtown Township, Precinct 7	-	-	-	-	-	-	-	-	-
Frenchtown Township, Precinct 8	-	-	-	-	-	-	-	-	-
Frenchtown Township, Precinct 9	-	-	-	-	-	-	-	-	-
Ida Township, Precinct 1	-	-	-	-	-	-	-	-	-
Ida Township, Precinct 2	-	-	-	-	-	-	-	-	-
LaSalle Township, Precinct 1	-	-	-	-	-	-	-	-	-
LaSalle Township, Precinct 2	-	-	-	-	-	-	-	-	-
London Township, Precinct 1	-	-	-	-	-	-	-	-	-
Milan Township, Precinct 1	-	-	-	-	-	-	-	-	-
Monroe Charter Township, Precinct 1	-	-	-	-	-	-	-	-	-
Monroe Charter Township, Precinct 2	-	-	-	-	-	-	-	-	-
Monroe Charter Township, Precinct 3	-	-	-	-	-	-	-	-	-
Monroe Charter Township, Precinct 4	-	-	-	-	-	-	-	-	-
Monroe Charter Township, Precinct 5	-	-	-	-	-	-	-	-	-
Monroe Charter Township, Precinct 6	-	-	-	-	-	-	-	-	-

Statement of Votes Cast
Monroe County
August 2010
SOVC For Jurisdiction Wide, All Counters, All Races
Official results

	City of Monroe #5								
	Reg. Voters	Vote For	Total Votes	Brenda A. Braden (REP)		Katelyn S. Carrabino (REP)		Jan Centa (REP)	
Raisinville Township, Precinct 1	-	-	-	-	-	-	-	-	-
Raisinville Township, Precinct 2	-	-	-	-	-	-	-	-	-
Summerfield Township, Precinct 1	-	-	-	-	-	-	-	-	-
Whiteford Township, Precinct 1	-	-	-	-	-	-	-	-	-
Whiteford Township, Precinct 2	-	-	-	-	-	-	-	-	-
Total	2814	6	1134	186	16.40%	192	16.93%	202	17.81%

Statement of Votes Cast
Monroe County
August 2010
SOVC For Jurisdiction Wide, All Counters, All Races
Official results

City of Monroe #5

	Michelle Johnson (REP)		Norm Johnson (REP)		Glenda C. Kennon (REP)		Write-In Votes	
Jurisdiction Wide								
City of Luna Pier, Precinct 1	-	-	-	-	-	-	-	-
City of Milan, Precinct 1	-	-	-	-	-	-	-	-
City of Monroe, Precinct 1	-	-	-	-	-	-	-	-
City of Monroe, Precinct 2	-	-	-	-	-	-	-	-
City of Monroe, Precinct 3N	-	-	-	-	-	-	-	-
City of Monroe, Precinct 3S	-	-	-	-	-	-	-	-
City of Monroe, Precinct 4	-	-	-	-	-	-	-	-
City of Monroe, Precinct 5	170	14.99%	197	17.37%	181	15.96%	6	0.53%
City of Monroe, Precinct 6	-	-	-	-	-	-	-	-
City of Petersburg, Precinct 1	-	-	-	-	-	-	-	-
Ash Township, Precinct 1	-	-	-	-	-	-	-	-
Ash Township, Precinct 2	-	-	-	-	-	-	-	-
Ash Township, Precinct 3	-	-	-	-	-	-	-	-
Bedford Township, Precinct 1	-	-	-	-	-	-	-	-
Bedford Township, Precinct 2	-	-	-	-	-	-	-	-
Bedford Township, Precinct 3	-	-	-	-	-	-	-	-
Bedford Township, Precinct 4	-	-	-	-	-	-	-	-
Bedford Township, Precinct 5	-	-	-	-	-	-	-	-
Bedford Township, Precinct 6	-	-	-	-	-	-	-	-
Bedford Township, Precinct 7	-	-	-	-	-	-	-	-
Bedford Township, Precinct 8	-	-	-	-	-	-	-	-
Bedford Township, Precinct 9	-	-	-	-	-	-	-	-
Bedford Township, Precinct 10	-	-	-	-	-	-	-	-
Bedford Township, Precinct 11	-	-	-	-	-	-	-	-
Bedford Township, Precinct 12	-	-	-	-	-	-	-	-
Bedford Township, Precinct 13	-	-	-	-	-	-	-	-
Bedford Township, Precinct 14	-	-	-	-	-	-	-	-
Berlin Township, Precinct 1	-	-	-	-	-	-	-	-
Berlin Township, Precinct 2	-	-	-	-	-	-	-	-
Berlin Township, Precinct 3	-	-	-	-	-	-	-	-
Berlin Township, Precinct 4	-	-	-	-	-	-	-	-
Dundee Township, Precinct 1	-	-	-	-	-	-	-	-
Dundee Township, Precinct 2	-	-	-	-	-	-	-	-
Dundee Township, Precinct 3	-	-	-	-	-	-	-	-
Erie Township, Precinct 1	-	-	-	-	-	-	-	-
Erie Township, Precinct 2	-	-	-	-	-	-	-	-
Exeter Township, Precinct 1	-	-	-	-	-	-	-	-
Exeter Township, Precinct 2	-	-	-	-	-	-	-	-
Frenchtown Township, Precinct 1	-	-	-	-	-	-	-	-
Frenchtown Township, Precinct 2	-	-	-	-	-	-	-	-
Frenchtown Township, Precinct 3	-	-	-	-	-	-	-	-
Frenchtown Township, Precinct 4	-	-	-	-	-	-	-	-
Frenchtown Township, Precinct 5	-	-	-	-	-	-	-	-
Frenchtown Township, Precinct 6	-	-	-	-	-	-	-	-
Frenchtown Township, Precinct 7	-	-	-	-	-	-	-	-
Frenchtown Township, Precinct 8	-	-	-	-	-	-	-	-
Frenchtown Township, Precinct 9	-	-	-	-	-	-	-	-
Ida Township, Precinct 1	-	-	-	-	-	-	-	-
Ida Township, Precinct 2	-	-	-	-	-	-	-	-
LaSalle Township, Precinct 1	-	-	-	-	-	-	-	-
LaSalle Township, Precinct 2	-	-	-	-	-	-	-	-
London Township, Precinct 1	-	-	-	-	-	-	-	-
Milan Township, Precinct 1	-	-	-	-	-	-	-	-
Monroe Charter Township, Precinct 1	-	-	-	-	-	-	-	-
Monroe Charter Township, Precinct 2	-	-	-	-	-	-	-	-
Monroe Charter Township, Precinct 3	-	-	-	-	-	-	-	-
Monroe Charter Township, Precinct 4	-	-	-	-	-	-	-	-
Monroe Charter Township, Precinct 5	-	-	-	-	-	-	-	-
Monroe Charter Township, Precinct 6	-	-	-	-	-	-	-	-

Statement of Votes Cast
Monroe County
August 2010
SOVC For Jurisdiction Wide, All Counters, All Races
Official results

City of Monroe #5

	Michelle Johnson (REP)		Norm Johnson (REP)		Glenda C. Kennon (REP)		Write-In Votes	
Raisinville Township, Precinct 1	-	-	-	-	-	-	-	-
Raisinville Township, Precinct 2	-	-	-	-	-	-	-	-
Summerfield Township, Precinct 1	-	-	-	-	-	-	-	-
Whiteford Township, Precinct 1	-	-	-	-	-	-	-	-
Whiteford Township, Precinct 2	-	-	-	-	-	-	-	-
Total	170	14.99%	197	17.37%	181	15.96%	6	0.53%

Statement of Votes Cast
Monroe County
August 2010
SOVC For Jurisdiction Wide, All Counters, All Races
Official results

	City of Monroe #6								
	Reg. Voters	Vote For	Total Votes	Yvonne Gnaedinger (REP)		Scott Hughes (REP)		Anne M. McCarthy (REP)	
Jurisdiction Wide									
City of Luna Pier, Precinct 1	-	-	-	-	-	-	-	-	-
City of Milan, Precinct 1	-	-	-	-	-	-	-	-	-
City of Monroe, Precinct 1	-	-	-	-	-	-	-	-	-
City of Monroe, Precinct 2	-	-	-	-	-	-	-	-	-
City of Monroe, Precinct 3N	-	-	-	-	-	-	-	-	-
City of Monroe, Precinct 3S	-	-	-	-	-	-	-	-	-
City of Monroe, Precinct 4	-	-	-	-	-	-	-	-	-
City of Monroe, Precinct 5	-	-	-	-	-	-	-	-	-
City of Monroe, Precinct 6	2378	6	829	140	16.89%	166	20.02%	136	16.41%
City of Petersburg, Precinct 1	-	-	-	-	-	-	-	-	-
Ash Township, Precinct 1	-	-	-	-	-	-	-	-	-
Ash Township, Precinct 2	-	-	-	-	-	-	-	-	-
Ash Township, Precinct 3	-	-	-	-	-	-	-	-	-
Bedford Township, Precinct 1	-	-	-	-	-	-	-	-	-
Bedford Township, Precinct 2	-	-	-	-	-	-	-	-	-
Bedford Township, Precinct 3	-	-	-	-	-	-	-	-	-
Bedford Township, Precinct 4	-	-	-	-	-	-	-	-	-
Bedford Township, Precinct 5	-	-	-	-	-	-	-	-	-
Bedford Township, Precinct 6	-	-	-	-	-	-	-	-	-
Bedford Township, Precinct 7	-	-	-	-	-	-	-	-	-
Bedford Township, Precinct 8	-	-	-	-	-	-	-	-	-
Bedford Township, Precinct 9	-	-	-	-	-	-	-	-	-
Bedford Township, Precinct 10	-	-	-	-	-	-	-	-	-
Bedford Township, Precinct 11	-	-	-	-	-	-	-	-	-
Bedford Township, Precinct 12	-	-	-	-	-	-	-	-	-
Bedford Township, Precinct 13	-	-	-	-	-	-	-	-	-
Bedford Township, Precinct 14	-	-	-	-	-	-	-	-	-
Berlin Township, Precinct 1	-	-	-	-	-	-	-	-	-
Berlin Township, Precinct 2	-	-	-	-	-	-	-	-	-
Berlin Township, Precinct 3	-	-	-	-	-	-	-	-	-
Berlin Township, Precinct 4	-	-	-	-	-	-	-	-	-
Dundee Township, Precinct 1	-	-	-	-	-	-	-	-	-
Dundee Township, Precinct 2	-	-	-	-	-	-	-	-	-
Dundee Township, Precinct 3	-	-	-	-	-	-	-	-	-
Erie Township, Precinct 1	-	-	-	-	-	-	-	-	-
Erie Township, Precinct 2	-	-	-	-	-	-	-	-	-
Exeter Township, Precinct 1	-	-	-	-	-	-	-	-	-
Exeter Township, Precinct 2	-	-	-	-	-	-	-	-	-
Frenchtown Township, Precinct 1	-	-	-	-	-	-	-	-	-
Frenchtown Township, Precinct 2	-	-	-	-	-	-	-	-	-
Frenchtown Township, Precinct 3	-	-	-	-	-	-	-	-	-
Frenchtown Township, Precinct 4	-	-	-	-	-	-	-	-	-
Frenchtown Township, Precinct 5	-	-	-	-	-	-	-	-	-
Frenchtown Township, Precinct 6	-	-	-	-	-	-	-	-	-
Frenchtown Township, Precinct 7	-	-	-	-	-	-	-	-	-
Frenchtown Township, Precinct 8	-	-	-	-	-	-	-	-	-
Frenchtown Township, Precinct 9	-	-	-	-	-	-	-	-	-
Ida Township, Precinct 1	-	-	-	-	-	-	-	-	-
Ida Township, Precinct 2	-	-	-	-	-	-	-	-	-
LaSalle Township, Precinct 1	-	-	-	-	-	-	-	-	-
LaSalle Township, Precinct 2	-	-	-	-	-	-	-	-	-
London Township, Precinct 1	-	-	-	-	-	-	-	-	-
Milan Township, Precinct 1	-	-	-	-	-	-	-	-	-
nroe Charter Township, Precinct 1	-	-	-	-	-	-	-	-	-
ne Charter Township, Precinct 2	-	-	-	-	-	-	-	-	-
Charter Township, Precinct 3	-	-	-	-	-	-	-	-	-
harter Township, Precinct 4	-	-	-	-	-	-	-	-	-
ter Township, Precinct 5	-	-	-	-	-	-	-	-	-
Township, Precinct 6	-	-	-	-	-	-	-	-	-

Statement of Votes Cast
Monroe County
August 2010
SOVC For Jurisdiction Wide, All Counters, All Races
Official results

	City of Monroe #6								
	Reg. Voters	Vote For	Total Votes	Yvonne Gnaedinger (REP)		Scott Hughes (REP)		Anne M. McCarthy (REP)	
Raisinville Township, Precinct 1	-	-	-	-	-	-	-	-	-
Raisinville Township, Precinct 2	-	-	-	-	-	-	-	-	-
Summerfield Township, Precinct 1	-	-	-	-	-	-	-	-	-
Whiteford Township, Precinct 1	-	-	-	-	-	-	-	-	-
Whiteford Township, Precinct 2	-	-	-	-	-	-	-	-	-
Total	2378	6	829	140	16.89%	166	20.02%	136	16.41%

Statement of Votes Cast
Monroe County
August 2010
SOVC For Jurisdiction Wide, All Counters, All Races
Official results

	City of Monroe #6							
	William H. Miller (REP)		Michael Yentzer (REP)		Vivian Yentzer (REP)		Write-In Votes	
Jurisdiction Wide								
City of Luna Pier, Precinct 1	-	-	-	-	-	-	-	-
City of Milan, Precinct 1	-	-	-	-	-	-	-	-
City of Monroe, Precinct 1	-	-	-	-	-	-	-	-
City of Monroe, Precinct 2	-	-	-	-	-	-	-	-
City of Monroe, Precinct 3N	-	-	-	-	-	-	-	-
City of Monroe, Precinct 3S	-	-	-	-	-	-	-	-
City of Monroe, Precinct 4	-	-	-	-	-	-	-	-
City of Monroe, Precinct 5	-	-	-	-	-	-	-	-
City of Monroe, Precinct 6	127	15.32%	128	15.44%	129	15.56%	3	0.36%
City of Petersburg, Precinct 1	-	-	-	-	-	-	-	-
Ash Township, Precinct 1	-	-	-	-	-	-	-	-
Ash Township, Precinct 2	-	-	-	-	-	-	-	-
Ash Township, Precinct 3	-	-	-	-	-	-	-	-
Bedford Township, Precinct 1	-	-	-	-	-	-	-	-
Bedford Township, Precinct 2	-	-	-	-	-	-	-	-
Bedford Township, Precinct 3	-	-	-	-	-	-	-	-
Bedford Township, Precinct 4	-	-	-	-	-	-	-	-
Bedford Township, Precinct 5	-	-	-	-	-	-	-	-
Bedford Township, Precinct 6	-	-	-	-	-	-	-	-
Bedford Township, Precinct 7	-	-	-	-	-	-	-	-
Bedford Township, Precinct 8	-	-	-	-	-	-	-	-
Bedford Township, Precinct 9	-	-	-	-	-	-	-	-
Bedford Township, Precinct 10	-	-	-	-	-	-	-	-
Bedford Township, Precinct 11	-	-	-	-	-	-	-	-
Bedford Township, Precinct 12	-	-	-	-	-	-	-	-
Bedford Township, Precinct 13	-	-	-	-	-	-	-	-
Bedford Township, Precinct 14	-	-	-	-	-	-	-	-
Berlin Township, Precinct 1	-	-	-	-	-	-	-	-
Berlin Township, Precinct 2	-	-	-	-	-	-	-	-
Berlin Township, Precinct 3	-	-	-	-	-	-	-	-
Berlin Township, Precinct 4	-	-	-	-	-	-	-	-
Dundee Township, Precinct 1	-	-	-	-	-	-	-	-
Dundee Township, Precinct 2	-	-	-	-	-	-	-	-
Dundee Township, Precinct 3	-	-	-	-	-	-	-	-
Erie Township, Precinct 1	-	-	-	-	-	-	-	-
Erie Township, Precinct 2	-	-	-	-	-	-	-	-
Exeter Township, Precinct 1	-	-	-	-	-	-	-	-
Exeter Township, Precinct 2	-	-	-	-	-	-	-	-
Frenchtown Township, Precinct 1	-	-	-	-	-	-	-	-
Frenchtown Township, Precinct 2	-	-	-	-	-	-	-	-
Frenchtown Township, Precinct 3	-	-	-	-	-	-	-	-
Frenchtown Township, Precinct 4	-	-	-	-	-	-	-	-
Frenchtown Township, Precinct 5	-	-	-	-	-	-	-	-
Frenchtown Township, Precinct 6	-	-	-	-	-	-	-	-
Frenchtown Township, Precinct 7	-	-	-	-	-	-	-	-
Frenchtown Township, Precinct 8	-	-	-	-	-	-	-	-
Frenchtown Township, Precinct 9	-	-	-	-	-	-	-	-
Ida Township, Precinct 1	-	-	-	-	-	-	-	-
Ida Township, Precinct 2	-	-	-	-	-	-	-	-
LaSalle Township, Precinct 1	-	-	-	-	-	-	-	-
LaSalle Township, Precinct 2	-	-	-	-	-	-	-	-
London Township, Precinct 1	-	-	-	-	-	-	-	-
Milan Township, Precinct 1	-	-	-	-	-	-	-	-
Monroe Charter Township, Precinct 1	-	-	-	-	-	-	-	-
Monroe Charter Township, Precinct 2	-	-	-	-	-	-	-	-
Monroe Charter Township, Precinct 3	-	-	-	-	-	-	-	-
Monroe Charter Township, Precinct 4	-	-	-	-	-	-	-	-
Monroe Charter Township, Precinct 5	-	-	-	-	-	-	-	-
Monroe Charter Township, Precinct 6	-	-	-	-	-	-	-	-

Statement of Votes Cast
Monroe County
August 2010
SOVC For Jurisdiction Wide, All Counters, All Races
Official results

	City of Monroe #6							
	William H. Miller (REP)		Michael Yentzer (REP)		Vivian Yentzer (REP)		Write-In Votes	
Raisinville Township, Precinct 1	-	-	-	-	-	-	-	-
Raisinville Township, Precinct 2	-	-	-	-	-	-	-	-
Summerfield Township, Precinct 1	-	-	-	-	-	-	-	-
Whiteford Township, Precinct 1	-	-	-	-	-	-	-	-
Whiteford Township, Precinct 2	-	-	-	-	-	-	-	-
Total	127	15.32%	128	15.44%	129	15.56%	3	0.36%

Statement of Votes Cast
Monroe County
August 2010
SOVC For Jurisdiction Wide, All Counters, All Races
Official results

	City of Petersburg				
	Reg. Voters	Vote For	Total Votes	Write-In Votes	
Jurisdiction Wide					
City of Luna Pier, Precinct 1	-	-	-	-	-
City of Milan, Precinct 1	-	-	-	-	-
City of Monroe, Precinct 1	-	-	-	-	-
City of Monroe, Precinct 2	-	-	-	-	-
City of Monroe, Precinct 3N	-	-	-	-	-
City of Monroe, Precinct 3S	-	-	-	-	-
City of Monroe, Precinct 4	-	-	-	-	-
City of Monroe, Precinct 5	-	-	-	-	-
City of Monroe, Precinct 6	-	-	-	-	-
City of Petersburg, Precinct 1	783	3	5	5	100.00%
Ash Township, Precinct 1	-	-	-	-	-
Ash Township, Precinct 2	-	-	-	-	-
Ash Township, Precinct 3	-	-	-	-	-
Bedford Township, Precinct 1	-	-	-	-	-
Bedford Township, Precinct 2	-	-	-	-	-
Bedford Township, Precinct 3	-	-	-	-	-
Bedford Township, Precinct 4	-	-	-	-	-
Bedford Township, Precinct 5	-	-	-	-	-
Bedford Township, Precinct 6	-	-	-	-	-
Bedford Township, Precinct 7	-	-	-	-	-
Bedford Township, Precinct 8	-	-	-	-	-
Bedford Township, Precinct 9	-	-	-	-	-
Bedford Township, Precinct 10	-	-	-	-	-
Bedford Township, Precinct 11	-	-	-	-	-
Bedford Township, Precinct 12	-	-	-	-	-
Bedford Township, Precinct 13	-	-	-	-	-
Bedford Township, Precinct 14	-	-	-	-	-
Berlin Township, Precinct 1	-	-	-	-	-
Berlin Township, Precinct 2	-	-	-	-	-
Berlin Township, Precinct 3	-	-	-	-	-
Berlin Township, Precinct 4	-	-	-	-	-
Dundee Township, Precinct 1	-	-	-	-	-
Dundee Township, Precinct 2	-	-	-	-	-
Dundee Township, Precinct 3	-	-	-	-	-
Erie Township, Precinct 1	-	-	-	-	-
Erie Township, Precinct 2	-	-	-	-	-
Exeter Township, Precinct 1	-	-	-	-	-
Exeter Township, Precinct 2	-	-	-	-	-
Frenchtown Township, Precinct 1	-	-	-	-	-
Frenchtown Township, Precinct 2	-	-	-	-	-
Frenchtown Township, Precinct 3	-	-	-	-	-
Frenchtown Township, Precinct 4	-	-	-	-	-
Frenchtown Township, Precinct 5	-	-	-	-	-
Frenchtown Township, Precinct 6	-	-	-	-	-
Frenchtown Township, Precinct 7	-	-	-	-	-
Frenchtown Township, Precinct 8	-	-	-	-	-
Frenchtown Township, Precinct 9	-	-	-	-	-
Ida Township, Precinct 1	-	-	-	-	-
Ida Township, Precinct 2	-	-	-	-	-
LaSalle Township, Precinct 1	-	-	-	-	-
LaSalle Township, Precinct 2	-	-	-	-	-
London Township, Precinct 1	-	-	-	-	-
Milan Township, Precinct 1	-	-	-	-	-
Monroe Charter Township, Precinct 1	-	-	-	-	-
Monroe Charter Township, Precinct 2	-	-	-	-	-
Monroe Charter Township, Precinct 3	-	-	-	-	-
Monroe Charter Township, Precinct 4	-	-	-	-	-
Monroe Charter Township, Precinct 5	-	-	-	-	-
Monroe Charter Township, Precinct 6	-	-	-	-	-

Statement of Votes Cast
Monroe County
August 2010
SOVC For Jurisdiction Wide, All Counters, All Races
Official results

	City of Petersburg				
	Reg. Voters	Vote For	Total Votes	Write-In Votes	
Raisinville Township, Precinct 1	-	-	-	-	-
Raisinville Township, Precinct 2	-	-	-	-	-
Summerfield Township, Precinct 1	-	-	-	-	-
Whiteford Township, Precinct 1	-	-	-	-	-
Whiteford Township, Precinct 2	-	-	-	-	-
Total	783	3	5	5	100.00%

Write-In
Roy Privatte, Jr. - 2

Statement of Votes Cast
Monroe County
August 2010
SOVC For Jurisdiction Wide, All Counters, All Races
Official results

	Ash Township #1								
	Reg. Voters	Vote For	Total Votes	Michelle N. Bell (REP)		Stephen R. Bell (REP)		Emily DeSana (REP)	
Jurisdiction Wide									
City of Luna Pier, Precinct 1	-	-	-	-	-	-	-	-	-
City of Milan, Precinct 1	-	-	-	-	-	-	-	-	-
City of Monroe, Precinct 1	-	-	-	-	-	-	-	-	-
City of Monroe, Precinct 2	-	-	-	-	-	-	-	-	-
City of Monroe, Precinct 3N	-	-	-	-	-	-	-	-	-
City of Monroe, Precinct 3S	-	-	-	-	-	-	-	-	-
City of Monroe, Precinct 4	-	-	-	-	-	-	-	-	-
City of Monroe, Precinct 5	-	-	-	-	-	-	-	-	-
City of Monroe, Precinct 6	-	-	-	-	-	-	-	-	-
City of Petersburg, Precinct 1	-	-	-	-	-	-	-	-	-
Ash Township, Precinct 1	2163	7	694	64	9.22%	62	8.93%	59	8.50%
Ash Township, Precinct 2	-	-	-	-	-	-	-	-	-
Ash Township, Precinct 3	-	-	-	-	-	-	-	-	-
Bedford Township, Precinct 1	-	-	-	-	-	-	-	-	-
Bedford Township, Precinct 2	-	-	-	-	-	-	-	-	-
Bedford Township, Precinct 3	-	-	-	-	-	-	-	-	-
Bedford Township, Precinct 4	-	-	-	-	-	-	-	-	-
Bedford Township, Precinct 5	-	-	-	-	-	-	-	-	-
Bedford Township, Precinct 6	-	-	-	-	-	-	-	-	-
Bedford Township, Precinct 7	-	-	-	-	-	-	-	-	-
Bedford Township, Precinct 8	-	-	-	-	-	-	-	-	-
Bedford Township, Precinct 9	-	-	-	-	-	-	-	-	-
Bedford Township, Precinct 10	-	-	-	-	-	-	-	-	-
Bedford Township, Precinct 11	-	-	-	-	-	-	-	-	-
Bedford Township, Precinct 12	-	-	-	-	-	-	-	-	-
Bedford Township, Precinct 13	-	-	-	-	-	-	-	-	-
Bedford Township, Precinct 14	-	-	-	-	-	-	-	-	-
Berlin Township, Precinct 1	-	-	-	-	-	-	-	-	-
Berlin Township, Precinct 2	-	-	-	-	-	-	-	-	-
Berlin Township, Precinct 3	-	-	-	-	-	-	-	-	-
Berlin Township, Precinct 4	-	-	-	-	-	-	-	-	-
Dundee Township, Precinct 1	-	-	-	-	-	-	-	-	-
Dundee Township, Precinct 2	-	-	-	-	-	-	-	-	-
Dundee Township, Precinct 3	-	-	-	-	-	-	-	-	-
Erie Township, Precinct 1	-	-	-	-	-	-	-	-	-
Erie Township, Precinct 2	-	-	-	-	-	-	-	-	-
Exeter Township, Precinct 1	-	-	-	-	-	-	-	-	-
Exeter Township, Precinct 2	-	-	-	-	-	-	-	-	-
Frenchtown Township, Precinct 1	-	-	-	-	-	-	-	-	-
Frenchtown Township, Precinct 2	-	-	-	-	-	-	-	-	-
Frenchtown Township, Precinct 3	-	-	-	-	-	-	-	-	-
Frenchtown Township, Precinct 4	-	-	-	-	-	-	-	-	-
Frenchtown Township, Precinct 5	-	-	-	-	-	-	-	-	-
Frenchtown Township, Precinct 6	-	-	-	-	-	-	-	-	-
Frenchtown Township, Precinct 7	-	-	-	-	-	-	-	-	-
Frenchtown Township, Precinct 8	-	-	-	-	-	-	-	-	-
Frenchtown Township, Precinct 9	-	-	-	-	-	-	-	-	-
Ida Township, Precinct 1	-	-	-	-	-	-	-	-	-
Ida Township, Precinct 2	-	-	-	-	-	-	-	-	-
LaSalle Township, Precinct 1	-	-	-	-	-	-	-	-	-
LaSalle Township, Precinct 2	-	-	-	-	-	-	-	-	-
London Township, Precinct 1	-	-	-	-	-	-	-	-	-
Milan Township, Precinct 1	-	-	-	-	-	-	-	-	-
Monroe Charter Township, Precinct 1	-	-	-	-	-	-	-	-	-
Monroe Charter Township, Precinct 2	-	-	-	-	-	-	-	-	-
Monroe Charter Township, Precinct 3	-	-	-	-	-	-	-	-	-
Monroe Charter Township, Precinct 4	-	-	-	-	-	-	-	-	-
Monroe Charter Township, Precinct 5	-	-	-	-	-	-	-	-	-
Monroe Charter Township, Precinct 6	-	-	-	-	-	-	-	-	-

Statement of Votes Cast
Monroe County
August 2010
SOVC For Jurisdiction Wide, All Counters, All Races
Official results

Ash Township #1

	Reg. Voters	Vote For	Total Votes	Michelle N. Bell (REP)		Stephen R. Bell (REP)		Emily DeSana (REP)	
Raisinville Township, Precinct 1	-	-	-	-	-	-	-	-	-
Raisinville Township, Precinct 2	-	-	-	-	-	-	-	-	-
Summerfield Township, Precinct 1	-	-	-	-	-	-	-	-	-
Whiteford Township, Precinct 1	-	-	-	-	-	-	-	-	-
Whiteford Township, Precinct 2	-	-	-	-	-	-	-	-	-
Total	2163	7	694	64	9.22%	62	8.93%	59	8.50%

Statement of Votes Cast
Monroe County
August 2010
SOVC For Jurisdiction Wide, All Counters, All Races
Official results

Ash Township #1

	James R. DeSana, Jr. (REP)		Stephanie DeSana (REP)		Delores E. Lamb (REP)		Roderick F. Lamb (REP)		William W. Lester (REP)	
Jurisdiction Wide										
City of Luna Pier, Precinct 1	-	-	-	-	-	-	-	-	-	-
City of Milan, Precinct 1	-	-	-	-	-	-	-	-	-	-
City of Monroe, Precinct 1	-	-	-	-	-	-	-	-	-	-
City of Monroe, Precinct 2	-	-	-	-	-	-	-	-	-	-
City of Monroe, Precinct 3N	-	-	-	-	-	-	-	-	-	-
City of Monroe, Precinct 3S	-	-	-	-	-	-	-	-	-	-
City of Monroe, Precinct 4	-	-	-	-	-	-	-	-	-	-
City of Monroe, Precinct 5	-	-	-	-	-	-	-	-	-	-
City of Monroe, Precinct 6	-	-	-	-	-	-	-	-	-	-
City of Petersburg, Precinct 1	-	-	-	-	-	-	-	-	-	-
Ash Township, Precinct 1	67	9.65%	55	7.93%	68	9.80%	77	11.10%	77	11.10%
Ash Township, Precinct 2	-	-	-	-	-	-	-	-	-	-
Ash Township, Precinct 3	-	-	-	-	-	-	-	-	-	-
Bedford Township, Precinct 1	-	-	-	-	-	-	-	-	-	-
Bedford Township, Precinct 2	-	-	-	-	-	-	-	-	-	-
Bedford Township, Precinct 3	-	-	-	-	-	-	-	-	-	-
Bedford Township, Precinct 4	-	-	-	-	-	-	-	-	-	-
Bedford Township, Precinct 5	-	-	-	-	-	-	-	-	-	-
Bedford Township, Precinct 6	-	-	-	-	-	-	-	-	-	-
Bedford Township, Precinct 7	-	-	-	-	-	-	-	-	-	-
Bedford Township, Precinct 8	-	-	-	-	-	-	-	-	-	-
Bedford Township, Precinct 9	-	-	-	-	-	-	-	-	-	-
Bedford Township, Precinct 10	-	-	-	-	-	-	-	-	-	-
Bedford Township, Precinct 11	-	-	-	-	-	-	-	-	-	-
Bedford Township, Precinct 12	-	-	-	-	-	-	-	-	-	-
Bedford Township, Precinct 13	-	-	-	-	-	-	-	-	-	-
Bedford Township, Precinct 14	-	-	-	-	-	-	-	-	-	-
Berlin Township, Precinct 1	-	-	-	-	-	-	-	-	-	-
Berlin Township, Precinct 2	-	-	-	-	-	-	-	-	-	-
Berlin Township, Precinct 3	-	-	-	-	-	-	-	-	-	-
Berlin Township, Precinct 4	-	-	-	-	-	-	-	-	-	-
Dundee Township, Precinct 1	-	-	-	-	-	-	-	-	-	-
Dundee Township, Precinct 2	-	-	-	-	-	-	-	-	-	-
Dundee Township, Precinct 3	-	-	-	-	-	-	-	-	-	-
Erie Township, Precinct 1	-	-	-	-	-	-	-	-	-	-
Erie Township, Precinct 2	-	-	-	-	-	-	-	-	-	-
Exeter Township, Precinct 1	-	-	-	-	-	-	-	-	-	-
Exeter Township, Precinct 2	-	-	-	-	-	-	-	-	-	-
Frenchtown Township, Precinct 1	-	-	-	-	-	-	-	-	-	-
Frenchtown Township, Precinct 2	-	-	-	-	-	-	-	-	-	-
Frenchtown Township, Precinct 3	-	-	-	-	-	-	-	-	-	-
Frenchtown Township, Precinct 4	-	-	-	-	-	-	-	-	-	-
Frenchtown Township, Precinct 5	-	-	-	-	-	-	-	-	-	-
Frenchtown Township, Precinct 6	-	-	-	-	-	-	-	-	-	-
Frenchtown Township, Precinct 7	-	-	-	-	-	-	-	-	-	-
Frenchtown Township, Precinct 8	-	-	-	-	-	-	-	-	-	-
Frenchtown Township, Precinct 9	-	-	-	-	-	-	-	-	-	-
Ida Township, Precinct 1	-	-	-	-	-	-	-	-	-	-
Ida Township, Precinct 2	-	-	-	-	-	-	-	-	-	-
LaSalle Township, Precinct 1	-	-	-	-	-	-	-	-	-	-
LaSalle Township, Precinct 2	-	-	-	-	-	-	-	-	-	-
London Township, Precinct 1	-	-	-	-	-	-	-	-	-	-
Milan Township, Precinct 1	-	-	-	-	-	-	-	-	-	-
Monroe Charter Township, Precinct 1	-	-	-	-	-	-	-	-	-	-
Monroe Charter Township, Precinct 2	-	-	-	-	-	-	-	-	-	-
Monroe Charter Township, Precinct 3	-	-	-	-	-	-	-	-	-	-
Monroe Charter Township, Precinct 4	-	-	-	-	-	-	-	-	-	-
Monroe Charter Township, Precinct 5	-	-	-	-	-	-	-	-	-	-
Monroe Charter Township, Precinct 6	-	-	-	-	-	-	-	-	-	-

Statement of Votes Cast
Monroe County
August 2010
SOVC For Jurisdiction Wide, All Counters, All Races
Official results

Ash Township #1

	James R. DeSana, Jr. (REP)		Stephanie DeSana (REP)		Delores E. Lamb (REP)		Roderick F. Lamb (REP)		William W. Lester (REP)	
Raisinville Township, Precinct 1	-	-	-	-	-	-	-	-	-	-
Raisinville Township, Precinct 2	-	-	-	-	-	-	-	-	-	-
Summerfield Township, Precinct 1	-	-	-	-	-	-	-	-	-	-
Whiteford Township, Precinct 1	-	-	-	-	-	-	-	-	-	-
Whiteford Township, Precinct 2	-	-	-	-	-	-	-	-	-	-
Total	67	9.65%	55	7.93%	68	9.80%	77	11.10%	77	11.10%

Statement of Votes Cast
Monroe County
August 2010
SOVC For Jurisdiction Wide, All Counters, All Races
Official results

	Ash Township #1					
	Donald Marcero, Jr. (REP)		Glen Wickenheiser (REP)		Write-In Votes	
Jurisdiction Wide						
City of Luna Pier, Precinct 1	-	-	-	-	-	-
City of Milan, Precinct 1	-	-	-	-	-	-
City of Monroe, Precinct 1	-	-	-	-	-	-
City of Monroe, Precinct 2	-	-	-	-	-	-
City of Monroe, Precinct 3N	-	-	-	-	-	-
City of Monroe, Precinct 3S	-	-	-	-	-	-
City of Monroe, Precinct 4	-	-	-	-	-	-
City of Monroe, Precinct 5	-	-	-	-	-	-
City of Monroe, Precinct 6	-	-	-	-	-	-
City of Petersburg, Precinct 1	-	-	-	-	-	-
Ash Township, Precinct 1	67	9.65%	97	13.98%	1	0.14%
Ash Township, Precinct 2	-	-	-	-	-	-
Ash Township, Precinct 3	-	-	-	-	-	-
Bedford Township, Precinct 1	-	-	-	-	-	-
Bedford Township, Precinct 2	-	-	-	-	-	-
Bedford Township, Precinct 3	-	-	-	-	-	-
Bedford Township, Precinct 4	-	-	-	-	-	-
Bedford Township, Precinct 5	-	-	-	-	-	-
Bedford Township, Precinct 6	-	-	-	-	-	-
Bedford Township, Precinct 7	-	-	-	-	-	-
Bedford Township, Precinct 8	-	-	-	-	-	-
Bedford Township, Precinct 9	-	-	-	-	-	-
Bedford Township, Precinct 10	-	-	-	-	-	-
Bedford Township, Precinct 11	-	-	-	-	-	-
Bedford Township, Precinct 12	-	-	-	-	-	-
Bedford Township, Precinct 13	-	-	-	-	-	-
Bedford Township, Precinct 14	-	-	-	-	-	-
Berlin Township, Precinct 1	-	-	-	-	-	-
Berlin Township, Precinct 2	-	-	-	-	-	-
Berlin Township, Precinct 3	-	-	-	-	-	-
Berlin Township, Precinct 4	-	-	-	-	-	-
Dundee Township, Precinct 1	-	-	-	-	-	-
Dundee Township, Precinct 2	-	-	-	-	-	-
Dundee Township, Precinct 3	-	-	-	-	-	-
Erie Township, Precinct 1	-	-	-	-	-	-
Erie Township, Precinct 2	-	-	-	-	-	-
Exeter Township, Precinct 1	-	-	-	-	-	-
Exeter Township, Precinct 2	-	-	-	-	-	-
Frenchtown Township, Precinct 1	-	-	-	-	-	-
Frenchtown Township, Precinct 2	-	-	-	-	-	-
Frenchtown Township, Precinct 3	-	-	-	-	-	-
Frenchtown Township, Precinct 4	-	-	-	-	-	-
Frenchtown Township, Precinct 5	-	-	-	-	-	-
Frenchtown Township, Precinct 6	-	-	-	-	-	-
Frenchtown Township, Precinct 7	-	-	-	-	-	-
Frenchtown Township, Precinct 8	-	-	-	-	-	-
Frenchtown Township, Precinct 9	-	-	-	-	-	-
Ida Township, Precinct 1	-	-	-	-	-	-
Ida Township, Precinct 2	-	-	-	-	-	-
LaSalle Township, Precinct 1	-	-	-	-	-	-
LaSalle Township, Precinct 2	-	-	-	-	-	-
London Township, Precinct 1	-	-	-	-	-	-
Milan Township, Precinct 1	-	-	-	-	-	-
Monroe Charter Township, Precinct 1	-	-	-	-	-	-
Monroe Charter Township, Precinct 2	-	-	-	-	-	-
Monroe Charter Township, Precinct 3	-	-	-	-	-	-
Monroe Charter Township, Precinct 4	-	-	-	-	-	-
Monroe Charter Township, Precinct 5	-	-	-	-	-	-
Monroe Charter Township, Precinct 6	-	-	-	-	-	-

Statement of Votes Cast
Monroe County
August 2010
SOVC For Jurisdiction Wide, All Counters, All Races
Official results

	Ash Township #1					
	Donald Marcero, Jr. (REP)		Glen Wickenheiser (REP)		Write-In Votes	
Raisinville Township, Precinct 1	-	-	-	-	-	-
Raisinville Township, Precinct 2	-	-	-	-	-	-
Summerfield Township, Precinct 1	-	-	-	-	-	-
Whiteford Township, Precinct 1	-	-	-	-	-	-
Whiteford Township, Precinct 2	-	-	-	-	-	-
Total	67	9.65%	97	13.98%	1	0.14%

Statement of Votes Cast
Monroe County
August 2010
SOVC For Jurisdiction Wide, All Counters, All Races
Official results

	Ash Township #2								
	Reg. Voters	Vote For	Total Votes	Lana K. Carey (REP)		Scott Dunaway (REP)		Branden J. Erd (REP)	
Jurisdiction Wide									
City of Luna Pier, Precinct 1	-	-	-	-	-	-	-	-	-
City of Milan, Precinct 1	-	-	-	-	-	-	-	-	-
City of Monroe, Precinct 1	-	-	-	-	-	-	-	-	-
City of Monroe, Precinct 2	-	-	-	-	-	-	-	-	-
City of Monroe, Precinct 3N	-	-	-	-	-	-	-	-	-
City of Monroe, Precinct 3S	-	-	-	-	-	-	-	-	-
City of Monroe, Precinct 4	-	-	-	-	-	-	-	-	-
City of Monroe, Precinct 5	-	-	-	-	-	-	-	-	-
City of Monroe, Precinct 6	-	-	-	-	-	-	-	-	-
City of Petersburg, Precinct 1	-	-	-	-	-	-	-	-	-
Ash Township, Precinct 1	-	-	-	-	-	-	-	-	-
Ash Township, Precinct 2	2003	7	929	104	11.19%	111	11.95%	79	8.50%
Ash Township, Precinct 3	-	-	-	-	-	-	-	-	-
Bedford Township, Precinct 1	-	-	-	-	-	-	-	-	-
Bedford Township, Precinct 2	-	-	-	-	-	-	-	-	-
Bedford Township, Precinct 3	-	-	-	-	-	-	-	-	-
Bedford Township, Precinct 4	-	-	-	-	-	-	-	-	-
Bedford Township, Precinct 5	-	-	-	-	-	-	-	-	-
Bedford Township, Precinct 6	-	-	-	-	-	-	-	-	-
Bedford Township, Precinct 7	-	-	-	-	-	-	-	-	-
Bedford Township, Precinct 8	-	-	-	-	-	-	-	-	-
Bedford Township, Precinct 9	-	-	-	-	-	-	-	-	-
Bedford Township, Precinct 10	-	-	-	-	-	-	-	-	-
Bedford Township, Precinct 11	-	-	-	-	-	-	-	-	-
Bedford Township, Precinct 12	-	-	-	-	-	-	-	-	-
Bedford Township, Precinct 13	-	-	-	-	-	-	-	-	-
Bedford Township, Precinct 14	-	-	-	-	-	-	-	-	-
Berlin Township, Precinct 1	-	-	-	-	-	-	-	-	-
Berlin Township, Precinct 2	-	-	-	-	-	-	-	-	-
Berlin Township, Precinct 3	-	-	-	-	-	-	-	-	-
Berlin Township, Precinct 4	-	-	-	-	-	-	-	-	-
Dundee Township, Precinct 1	-	-	-	-	-	-	-	-	-
Dundee Township, Precinct 2	-	-	-	-	-	-	-	-	-
Dundee Township, Precinct 3	-	-	-	-	-	-	-	-	-
Erie Township, Precinct 1	-	-	-	-	-	-	-	-	-
Erie Township, Precinct 2	-	-	-	-	-	-	-	-	-
Exeter Township, Precinct 1	-	-	-	-	-	-	-	-	-
Exeter Township, Precinct 2	-	-	-	-	-	-	-	-	-
Frenchtown Township, Precinct 1	-	-	-	-	-	-	-	-	-
Frenchtown Township, Precinct 2	-	-	-	-	-	-	-	-	-
Frenchtown Township, Precinct 3	-	-	-	-	-	-	-	-	-
Frenchtown Township, Precinct 4	-	-	-	-	-	-	-	-	-
Frenchtown Township, Precinct 5	-	-	-	-	-	-	-	-	-
Frenchtown Township, Precinct 6	-	-	-	-	-	-	-	-	-
Frenchtown Township, Precinct 7	-	-	-	-	-	-	-	-	-
Frenchtown Township, Precinct 8	-	-	-	-	-	-	-	-	-
Frenchtown Township, Precinct 9	-	-	-	-	-	-	-	-	-
Ida Township, Precinct 1	-	-	-	-	-	-	-	-	-
Ida Township, Precinct 2	-	-	-	-	-	-	-	-	-
LaSalle Township, Precinct 1	-	-	-	-	-	-	-	-	-
LaSalle Township, Precinct 2	-	-	-	-	-	-	-	-	-
London Township, Precinct 1	-	-	-	-	-	-	-	-	-
Milan Township, Precinct 1	-	-	-	-	-	-	-	-	-
Monroe Charter Township, Precinct 1	-	-	-	-	-	-	-	-	-
Monroe Charter Township, Precinct 2	-	-	-	-	-	-	-	-	-
Monroe Charter Township, Precinct 3	-	-	-	-	-	-	-	-	-
Monroe Charter Township, Precinct 4	-	-	-	-	-	-	-	-	-
Monroe Charter Township, Precinct 5	-	-	-	-	-	-	-	-	-
Monroe Charter Township, Precinct 6	-	-	-	-	-	-	-	-	-

Statement of Votes Cast
Monroe County
August 2010
SOVC For Jurisdiction Wide, All Counters, All Races
Official results

	Ash Township #2								
	Reg. Voters	Vote For	Total Votes	Lana K. Carey (REP)		Scott Dunaway (REP)		Branden J. Erd (REP)	
Raisinville Township, Precinct 1	-	-	-	-	-	-	-	-	-
Raisinville Township, Precinct 2	-	-	-	-	-	-	-	-	-
Summerfield Township, Precinct 1	-	-	-	-	-	-	-	-	-
Whiteford Township, Precinct 1	-	-	-	-	-	-	-	-	-
Whiteford Township, Precinct 2	-	-	-	-	-	-	-	-	-
Total	2003	7	929	104	11.19%	111	11.95%	79	8.50%

Statement of Votes Cast
Monroe County
August 2010
SOVC For Jurisdiction Wide, All Counters, All Races
Official results

	Ash Township #2									
	Kim D. Erd (REP)		Deborah Kessell (REP)		David Kloha (REP)		Jane F. Manor (REP)		Dennis S. Milosch (REP)	
Jurisdiction Wide										
City of Luna Pier, Precinct 1	-	-	-	-	-	-	-	-	-	-
City of Milan, Precinct 1	-	-	-	-	-	-	-	-	-	-
City of Monroe, Precinct 1	-	-	-	-	-	-	-	-	-	-
City of Monroe, Precinct 2	-	-	-	-	-	-	-	-	-	-
City of Monroe, Precinct 3N	-	-	-	-	-	-	-	-	-	-
City of Monroe, Precinct 3S	-	-	-	-	-	-	-	-	-	-
City of Monroe, Precinct 4	-	-	-	-	-	-	-	-	-	-
City of Monroe, Precinct 5	-	-	-	-	-	-	-	-	-	-
City of Monroe, Precinct 6	-	-	-	-	-	-	-	-	-	-
City of Petersburg, Precinct 1	-	-	-	-	-	-	-	-	-	-
Ash Township, Precinct 1	-	-	-	-	-	-	-	-	-	-
Ash Township, Precinct 2	72	7.75%	122	13.13%	97	10.44%	123	13.24%	120	12.92%
Ash Township, Precinct 3	-	-	-	-	-	-	-	-	-	-
Bedford Township, Precinct 1	-	-	-	-	-	-	-	-	-	-
Bedford Township, Precinct 2	-	-	-	-	-	-	-	-	-	-
Bedford Township, Precinct 3	-	-	-	-	-	-	-	-	-	-
Bedford Township, Precinct 4	-	-	-	-	-	-	-	-	-	-
Bedford Township, Precinct 5	-	-	-	-	-	-	-	-	-	-
Bedford Township, Precinct 6	-	-	-	-	-	-	-	-	-	-
Bedford Township, Precinct 7	-	-	-	-	-	-	-	-	-	-
Bedford Township, Precinct 8	-	-	-	-	-	-	-	-	-	-
Bedford Township, Precinct 9	-	-	-	-	-	-	-	-	-	-
Bedford Township, Precinct 10	-	-	-	-	-	-	-	-	-	-
Bedford Township, Precinct 11	-	-	-	-	-	-	-	-	-	-
Bedford Township, Precinct 12	-	-	-	-	-	-	-	-	-	-
Bedford Township, Precinct 13	-	-	-	-	-	-	-	-	-	-
Bedford Township, Precinct 14	-	-	-	-	-	-	-	-	-	-
Berlin Township, Precinct 1	-	-	-	-	-	-	-	-	-	-
Berlin Township, Precinct 2	-	-	-	-	-	-	-	-	-	-
Berlin Township, Precinct 3	-	-	-	-	-	-	-	-	-	-
Berlin Township, Precinct 4	-	-	-	-	-	-	-	-	-	-
Dundee Township, Precinct 1	-	-	-	-	-	-	-	-	-	-
Dundee Township, Precinct 2	-	-	-	-	-	-	-	-	-	-
Dundee Township, Precinct 3	-	-	-	-	-	-	-	-	-	-
Erie Township, Precinct 1	-	-	-	-	-	-	-	-	-	-
Erie Township, Precinct 2	-	-	-	-	-	-	-	-	-	-
Exeter Township, Precinct 1	-	-	-	-	-	-	-	-	-	-
Exeter Township, Precinct 2	-	-	-	-	-	-	-	-	-	-
Frenchtown Township, Precinct 1	-	-	-	-	-	-	-	-	-	-
Frenchtown Township, Precinct 2	-	-	-	-	-	-	-	-	-	-
Frenchtown Township, Precinct 3	-	-	-	-	-	-	-	-	-	-
Frenchtown Township, Precinct 4	-	-	-	-	-	-	-	-	-	-
Frenchtown Township, Precinct 5	-	-	-	-	-	-	-	-	-	-
Frenchtown Township, Precinct 6	-	-	-	-	-	-	-	-	-	-
Frenchtown Township, Precinct 7	-	-	-	-	-	-	-	-	-	-
Frenchtown Township, Precinct 8	-	-	-	-	-	-	-	-	-	-
Frenchtown Township, Precinct 9	-	-	-	-	-	-	-	-	-	-
Ida Township, Precinct 1	-	-	-	-	-	-	-	-	-	-
Ida Township, Precinct 2	-	-	-	-	-	-	-	-	-	-
LaSalle Township, Precinct 1	-	-	-	-	-	-	-	-	-	-
LaSalle Township, Precinct 2	-	-	-	-	-	-	-	-	-	-
London Township, Precinct 1	-	-	-	-	-	-	-	-	-	-
Milan Township, Precinct 1	-	-	-	-	-	-	-	-	-	-
Monroe Charter Township, Precinct 1	-	-	-	-	-	-	-	-	-	-
Monroe Charter Township, Precinct 2	-	-	-	-	-	-	-	-	-	-
Monroe Charter Township, Precinct 3	-	-	-	-	-	-	-	-	-	-
Monroe Charter Township, Precinct 4	-	-	-	-	-	-	-	-	-	-
Monroe Charter Township, Precinct 5	-	-	-	-	-	-	-	-	-	-
Monroe Charter Township, Precinct 6	-	-	-	-	-	-	-	-	-	-

Statement of Votes Cast
Monroe County
August 2010
SOVC For Jurisdiction Wide, All Counters, All Races
Official results

Ash Township #2

	Kim D. Erd (REP)		Deborah Kessell (REP)		David Kloha (REP)		Jane F. Manor (REP)		Dennis S. Milosch (REP)	
Raisinville Township, Precinct 1	-	-	-	-	-	-	-	-	-	-
Raisinville Township, Precinct 2	-	-	-	-	-	-	-	-	-	-
Summerfield Township, Precinct 1	-	-	-	-	-	-	-	-	-	-
Whiteford Township, Precinct 1	-	-	-	-	-	-	-	-	-	-
Whiteford Township, Precinct 2	-	-	-	-	-	-	-	-	-	-
Total	72	7.75%	122	13.13%	97	10.44%	123	13.24%	120	12.92%

Statement of Votes Cast
Monroe County
August 2010
SOVC For Jurisdiction Wide, All Counters, All Races
Official results

	Ash Township #2			
	Mary Ann Milosch (REP)		Write-In Votes	
Jurisdiction Wide				
City of Luna Pier, Precinct 1	-	-	-	-
City of Milan, Precinct 1	-	-	-	-
City of Monroe, Precinct 1	-	-	-	-
City of Monroe, Precinct 2	-	-	-	-
City of Monroe, Precinct 3N	-	-	-	-
City of Monroe, Precinct 3S	-	-	-	-
City of Monroe, Precinct 4	-	-	-	-
City of Monroe, Precinct 5	-	-	-	-
City of Monroe, Precinct 6	-	-	-	-
City of Petersburg, Precinct 1	-	-	-	-
Ash Township, Precinct 1	-	-	-	-
Ash Township, Precinct 2	101	10.87%	0	0.00%
Ash Township, Precinct 3	-	-	-	-
Bedford Township, Precinct 1	-	-	-	-
Bedford Township, Precinct 2	-	-	-	-
Bedford Township, Precinct 3	-	-	-	-
Bedford Township, Precinct 4	-	-	-	-
Bedford Township, Precinct 5	-	-	-	-
Bedford Township, Precinct 6	-	-	-	-
Bedford Township, Precinct 7	-	-	-	-
Bedford Township, Precinct 8	-	-	-	-
Bedford Township, Precinct 9	-	-	-	-
Bedford Township, Precinct 10	-	-	-	-
Bedford Township, Precinct 11	-	-	-	-
Bedford Township, Precinct 12	-	-	-	-
Bedford Township, Precinct 13	-	-	-	-
Bedford Township, Precinct 14	-	-	-	-
Berlin Township, Precinct 1	-	-	-	-
Berlin Township, Precinct 2	-	-	-	-
Berlin Township, Precinct 3	-	-	-	-
Berlin Township, Precinct 4	-	-	-	-
Dundee Township, Precinct 1	-	-	-	-
Dundee Township, Precinct 2	-	-	-	-
Dundee Township, Precinct 3	-	-	-	-
Erie Township, Precinct 1	-	-	-	-
Erie Township, Precinct 2	-	-	-	-
Exeter Township, Precinct 1	-	-	-	-
Exeter Township, Precinct 2	-	-	-	-
Frenchtown Township, Precinct 1	-	-	-	-
Frenchtown Township, Precinct 2	-	-	-	-
Frenchtown Township, Precinct 3	-	-	-	-
Frenchtown Township, Precinct 4	-	-	-	-
Frenchtown Township, Precinct 5	-	-	-	-
Frenchtown Township, Precinct 6	-	-	-	-
Frenchtown Township, Precinct 7	-	-	-	-
Frenchtown Township, Precinct 8	-	-	-	-
Frenchtown Township, Precinct 9	-	-	-	-
Ida Township, Precinct 1	-	-	-	-
Ida Township, Precinct 2	-	-	-	-
LaSalle Township, Precinct 1	-	-	-	-
LaSalle Township, Precinct 2	-	-	-	-
London Township, Precinct 1	-	-	-	-
Milan Township, Precinct 1	-	-	-	-
Monroe Charter Township, Precinct 1	-	-	-	-
Monroe Charter Township, Precinct 2	-	-	-	-
Monroe Charter Township, Precinct 3	-	-	-	-
Monroe Charter Township, Precinct 4	-	-	-	-
Monroe Charter Township, Precinct 5	-	-	-	-
Monroe Charter Township, Precinct 6	-	-	-	-

Statement of Votes Cast
Monroe County
August 2010
SOVC For Jurisdiction Wide, All Counters, All Races
Official results

	Ash Township #2			
	Mary Ann Milosch (REP)		Write-In Votes	
Raisinville Township, Precinct 1	-	-	-	-
Raisinville Township, Precinct 2	-	-	-	-
Summerfield Township, Precinct 1	-	-	-	-
Whiteford Township, Precinct 1	-	-	-	-
Whiteford Township, Precinct 2	-	-	-	-
Total	101	10.87%	0	0.00%

Statement of Votes Cast
Monroe County
August 2010
SOVC For Jurisdiction Wide, All Counters, All Races
Official results

	Ash Township #3						
	Reg. Voters	Vote For	Total Votes	Sara M. Giesmann (REP)		Write-In Votes	
Jurisdiction Wide							
City of Luna Pier, Precinct 1	-	-	-	-	-	-	-
City of Milan, Precinct 1	-	-	-	-	-	-	-
City of Monroe, Precinct 1	-	-	-	-	-	-	-
City of Monroe, Precinct 2	-	-	-	-	-	-	-
City of Monroe, Precinct 3N	-	-	-	-	-	-	-
City of Monroe, Precinct 3S	-	-	-	-	-	-	-
City of Monroe, Precinct 4	-	-	-	-	-	-	-
City of Monroe, Precinct 5	-	-	-	-	-	-	-
City of Monroe, Precinct 6	-	-	-	-	-	-	-
City of Petersburg, Precinct 1	-	-	-	-	-	-	-
Ash Township, Precinct 1	-	-	-	-	-	-	-
Ash Township, Precinct 2	-	-	-	-	-	-	-
Ash Township, Precinct 3	1802	7	164	163	99.39%	1	0.61%
Bedford Township, Precinct 1	-	-	-	-	-	-	-
Bedford Township, Precinct 2	-	-	-	-	-	-	-
Bedford Township, Precinct 3	-	-	-	-	-	-	-
Bedford Township, Precinct 4	-	-	-	-	-	-	-
Bedford Township, Precinct 5	-	-	-	-	-	-	-
Bedford Township, Precinct 6	-	-	-	-	-	-	-
Bedford Township, Precinct 7	-	-	-	-	-	-	-
Bedford Township, Precinct 8	-	-	-	-	-	-	-
Bedford Township, Precinct 9	-	-	-	-	-	-	-
Bedford Township, Precinct 10	-	-	-	-	-	-	-
Bedford Township, Precinct 11	-	-	-	-	-	-	-
Bedford Township, Precinct 12	-	-	-	-	-	-	-
Bedford Township, Precinct 13	-	-	-	-	-	-	-
Bedford Township, Precinct 14	-	-	-	-	-	-	-
Berlin Township, Precinct 1	-	-	-	-	-	-	-
Berlin Township, Precinct 2	-	-	-	-	-	-	-
Berlin Township, Precinct 3	-	-	-	-	-	-	-
Berlin Township, Precinct 4	-	-	-	-	-	-	-
Dundee Township, Precinct 1	-	-	-	-	-	-	-
Dundee Township, Precinct 2	-	-	-	-	-	-	-
Dundee Township, Precinct 3	-	-	-	-	-	-	-
Erie Township, Precinct 1	-	-	-	-	-	-	-
Erie Township, Precinct 2	-	-	-	-	-	-	-
Exeter Township, Precinct 1	-	-	-	-	-	-	-
Exeter Township, Precinct 2	-	-	-	-	-	-	-
Frenchtown Township, Precinct 1	-	-	-	-	-	-	-
Frenchtown Township, Precinct 2	-	-	-	-	-	-	-
Frenchtown Township, Precinct 3	-	-	-	-	-	-	-
Frenchtown Township, Precinct 4	-	-	-	-	-	-	-
Frenchtown Township, Precinct 5	-	-	-	-	-	-	-
Frenchtown Township, Precinct 6	-	-	-	-	-	-	-
Frenchtown Township, Precinct 7	-	-	-	-	-	-	-
Frenchtown Township, Precinct 8	-	-	-	-	-	-	-
Frenchtown Township, Precinct 9	-	-	-	-	-	-	-
Ida Township, Precinct 1	-	-	-	-	-	-	-
Ida Township, Precinct 2	-	-	-	-	-	-	-
LaSalle Township, Precinct 1	-	-	-	-	-	-	-
LaSalle Township, Precinct 2	-	-	-	-	-	-	-
London Township, Precinct 1	-	-	-	-	-	-	-
Milan Township, Precinct 1	-	-	-	-	-	-	-
Monroe Charter Township, Precinct 1	-	-	-	-	-	-	-
Monroe Charter Township, Precinct 2	-	-	-	-	-	-	-
Monroe Charter Township, Precinct 3	-	-	-	-	-	-	-
Monroe Charter Township, Precinct 4	-	-	-	-	-	-	-
Monroe Charter Township, Precinct 5	-	-	-	-	-	-	-
Monroe Charter Township, Precinct 6	-	-	-	-	-	-	-

Statement of Votes Cast
Monroe County
August 2010
SOVC For Jurisdiction Wide, All Counters, All Races
Official results

Ash Township #3

	Reg. Voters	Vote For	Total Votes	Sara M. Giesmann (REP)		Write-In Votes	
Raisinville Township, Precinct 1	-	-	-	-	-	-	-
Raisinville Township, Precinct 2	-	-	-	-	-	-	-
Summerfield Township, Precinct 1	-	-	-	-	-	-	-
Whiteford Township, Precinct 1	-	-	-	-	-	-	-
Whiteford Township, Precinct 2	-	-	-	-	-	-	-
Total	1802	7	164	163	99.39%	1	0.61%

Statement of Votes Cast
Monroe County
August 2010
SOVC For Jurisdiction Wide, All Counters, All Races
Official results

Bedford Township 1

	Reg. Voters	Vote For	Total Votes	Write-In Votes	
Jurisdiction Wide					
City of Luna Pier, Precinct 1	-	-	-	-	-
City of Milan, Precinct 1	-	-	-	-	-
City of Monroe, Precinct 1	-	-	-	-	-
City of Monroe, Precinct 2	-	-	-	-	-
City of Monroe, Precinct 3N	-	-	-	-	-
City of Monroe, Precinct 3S	-	-	-	-	-
City of Monroe, Precinct 4	-	-	-	-	-
City of Monroe, Precinct 5	-	-	-	-	-
City of Monroe, Precinct 6	-	-	-	-	-
City of Petersburg, Precinct 1	-	-	-	-	-
Ash Township, Precinct 1	-	-	-	-	-
Ash Township, Precinct 2	-	-	-	-	-
Ash Township, Precinct 3	-	-	-	-	-
Bedford Township, Precinct 1	1045	3	9	9	100.00%
Bedford Township, Precinct 2	-	-	-	-	-
Bedford Township, Precinct 3	-	-	-	-	-
Bedford Township, Precinct 4	-	-	-	-	-
Bedford Township, Precinct 5	-	-	-	-	-
Bedford Township, Precinct 6	-	-	-	-	-
Bedford Township, Precinct 7	-	-	-	-	-
Bedford Township, Precinct 8	-	-	-	-	-
Bedford Township, Precinct 9	-	-	-	-	-
Bedford Township, Precinct 10	-	-	-	-	-
Bedford Township, Precinct 11	-	-	-	-	-
Bedford Township, Precinct 12	-	-	-	-	-
Bedford Township, Precinct 13	-	-	-	-	-
Bedford Township, Precinct 14	-	-	-	-	-
Berlin Township, Precinct 1	-	-	-	-	-
Berlin Township, Precinct 2	-	-	-	-	-
Berlin Township, Precinct 3	-	-	-	-	-
Berlin Township, Precinct 4	-	-	-	-	-
Dundee Township, Precinct 1	-	-	-	-	-
Dundee Township, Precinct 2	-	-	-	-	-
Dundee Township, Precinct 3	-	-	-	-	-
Erie Township, Precinct 1	-	-	-	-	-
Erie Township, Precinct 2	-	-	-	-	-
Exeter Township, Precinct 1	-	-	-	-	-
Exeter Township, Precinct 2	-	-	-	-	-
Frenchtown Township, Precinct 1	-	-	-	-	-
Frenchtown Township, Precinct 2	-	-	-	-	-
Frenchtown Township, Precinct 3	-	-	-	-	-
Frenchtown Township, Precinct 4	-	-	-	-	-
Frenchtown Township, Precinct 5	-	-	-	-	-
Frenchtown Township, Precinct 6	-	-	-	-	-
Frenchtown Township, Precinct 7	-	-	-	-	-
Frenchtown Township, Precinct 8	-	-	-	-	-
Frenchtown Township, Precinct 9	-	-	-	-	-
Ida Township, Precinct 1	-	-	-	-	-
Ida Township, Precinct 2	-	-	-	-	-
LaSalle Township, Precinct 1	-	-	-	-	-
LaSalle Township, Precinct 2	-	-	-	-	-
London Township, Precinct 1	-	-	-	-	-
Milan Township, Precinct 1	-	-	-	-	-
Monroe Charter Township, Precinct 1	-	-	-	-	-
Monroe Charter Township, Precinct 2	-	-	-	-	-
Monroe Charter Township, Precinct 3	-	-	-	-	-
Monroe Charter Township, Precinct 4	-	-	-	-	-
Monroe Charter Township, Precinct 5	-	-	-	-	-
Monroe Charter Township, Precinct 6	-	-	-	-	-

Write In

Patricia Evans - 4

Robert Evans - 4

Statement of Votes Cast
Monroe County
August 2010
SOVC For Jurisdiction Wide, All Counters, All Races
Official results

	Bedford Township 1				
	Reg. Voters	Vote For	Total Votes	Write-In Votes	
Raisinville Township, Precinct 1	-	-	-	-	-
Raisinville Township, Precinct 2	-	-	-	-	-
Summerfield Township, Precinct 1	-	-	-	-	-
Whiteford Township, Precinct 1	-	-	-	-	-
Whiteford Township, Precinct 2	-	-	-	-	-
Total	1045	3	9	9	100.00%

Statement of Votes Cast
Monroe County
August 2010
SOVC For Jurisdiction Wide, All Counters, All Races
Official results

	Bedford Township 2								
	Reg. Voters	Vote For	Total Votes	Brenda F. Blackwood (REP)		Richard W. Blackwood (REP)		James Byers (REP)	
Jurisdiction Wide									
City of Luna Pier, Precinct 1	-	-	-	-	-	-	-	-	-
City of Milan, Precinct 1	-	-	-	-	-	-	-	-	-
City of Monroe, Precinct 1	-	-	-	-	-	-	-	-	-
City of Monroe, Precinct 2	-	-	-	-	-	-	-	-	-
City of Monroe, Precinct 3N	-	-	-	-	-	-	-	-	-
City of Monroe, Precinct 3S	-	-	-	-	-	-	-	-	-
City of Monroe, Precinct 4	-	-	-	-	-	-	-	-	-
City of Monroe, Precinct 5	-	-	-	-	-	-	-	-	-
City of Monroe, Precinct 6	-	-	-	-	-	-	-	-	-
City of Petersburg, Precinct 1	-	-	-	-	-	-	-	-	-
Ash Township, Precinct 1	-	-	-	-	-	-	-	-	-
Ash Township, Precinct 2	-	-	-	-	-	-	-	-	-
Ash Township, Precinct 3	-	-	-	-	-	-	-	-	-
Bedford Township, Precinct 1	-	-	-	-	-	-	-	-	-
Bedford Township, Precinct 2	1741	6	313	78	24.92%	80	25.56%	79	25.24%
Bedford Township, Precinct 3	-	-	-	-	-	-	-	-	-
Bedford Township, Precinct 4	-	-	-	-	-	-	-	-	-
Bedford Township, Precinct 5	-	-	-	-	-	-	-	-	-
Bedford Township, Precinct 6	-	-	-	-	-	-	-	-	-
Bedford Township, Precinct 7	-	-	-	-	-	-	-	-	-
Bedford Township, Precinct 8	-	-	-	-	-	-	-	-	-
Bedford Township, Precinct 9	-	-	-	-	-	-	-	-	-
Bedford Township, Precinct 10	-	-	-	-	-	-	-	-	-
Bedford Township, Precinct 11	-	-	-	-	-	-	-	-	-
Bedford Township, Precinct 12	-	-	-	-	-	-	-	-	-
Bedford Township, Precinct 13	-	-	-	-	-	-	-	-	-
Bedford Township, Precinct 14	-	-	-	-	-	-	-	-	-
Berlin Township, Precinct 1	-	-	-	-	-	-	-	-	-
Berlin Township, Precinct 2	-	-	-	-	-	-	-	-	-
Berlin Township, Precinct 3	-	-	-	-	-	-	-	-	-
Berlin Township, Precinct 4	-	-	-	-	-	-	-	-	-
Dundee Township, Precinct 1	-	-	-	-	-	-	-	-	-
Dundee Township, Precinct 2	-	-	-	-	-	-	-	-	-
Dundee Township, Precinct 3	-	-	-	-	-	-	-	-	-
Erie Township, Precinct 1	-	-	-	-	-	-	-	-	-
Erie Township, Precinct 2	-	-	-	-	-	-	-	-	-
Exeter Township, Precinct 1	-	-	-	-	-	-	-	-	-
Exeter Township, Precinct 2	-	-	-	-	-	-	-	-	-
Frenchtown Township, Precinct 1	-	-	-	-	-	-	-	-	-
Frenchtown Township, Precinct 2	-	-	-	-	-	-	-	-	-
Frenchtown Township, Precinct 3	-	-	-	-	-	-	-	-	-
Frenchtown Township, Precinct 4	-	-	-	-	-	-	-	-	-
Frenchtown Township, Precinct 5	-	-	-	-	-	-	-	-	-
Frenchtown Township, Precinct 6	-	-	-	-	-	-	-	-	-
Frenchtown Township, Precinct 7	-	-	-	-	-	-	-	-	-
Frenchtown Township, Precinct 8	-	-	-	-	-	-	-	-	-
Frenchtown Township, Precinct 9	-	-	-	-	-	-	-	-	-
Ida Township, Precinct 1	-	-	-	-	-	-	-	-	-
Ida Township, Precinct 2	-	-	-	-	-	-	-	-	-
LaSalle Township, Precinct 1	-	-	-	-	-	-	-	-	-
LaSalle Township, Precinct 2	-	-	-	-	-	-	-	-	-
London Township, Precinct 1	-	-	-	-	-	-	-	-	-
Milan Township, Precinct 1	-	-	-	-	-	-	-	-	-
Monroe Charter Township, Precinct 1	-	-	-	-	-	-	-	-	-
Monroe Charter Township, Precinct 2	-	-	-	-	-	-	-	-	-
Monroe Charter Township, Precinct 3	-	-	-	-	-	-	-	-	-
Monroe Charter Township, Precinct 4	-	-	-	-	-	-	-	-	-
Monroe Charter Township, Precinct 5	-	-	-	-	-	-	-	-	-
Monroe Charter Township, Precinct 6	-	-	-	-	-	-	-	-	-

Statement of Votes Cast
Monroe County
August 2010
SOVC For Jurisdiction Wide, All Counters, All Races
Official results

	Bedford Township 2								
	Reg. Voters	Vote For	Total Votes	Brenda F. Blackwood (REP)		Richard W. Blackwood (REP)		James Byers (REP)	
Raisinville Township, Precinct 1	-	-	-	-	-	-	-	-	-
Raisinville Township, Precinct 2	-	-	-	-	-	-	-	-	-
Summerfield Township, Precinct 1	-	-	-	-	-	-	-	-	-
Whiteford Township, Precinct 1	-	-	-	-	-	-	-	-	-
Whiteford Township, Precinct 2	-	-	-	-	-	-	-	-	-
Total	1741	6	313	78	24.92%	80	25.56%	79	25.24%

Statement of Votes Cast
Monroe County
August 2010
SOVC For Jurisdiction Wide, All Counters, All Races
Official results

	Bedford Township 2			
	Thomasene Byers (REP)		Write-In Votes	
Jurisdiction Wide				
City of Luna Pier, Precinct 1	-	-	-	-
City of Milan, Precinct 1	-	-	-	-
City of Monroe, Precinct 1	-	-	-	-
City of Monroe, Precinct 2	-	-	-	-
City of Monroe, Precinct 3N	-	-	-	-
City of Monroe, Precinct 3S	-	-	-	-
City of Monroe, Precinct 4	-	-	-	-
City of Monroe, Precinct 5	-	-	-	-
City of Monroe, Precinct 6	-	-	-	-
City of Petersburg, Precinct 1	-	-	-	-
Ash Township, Precinct 1	-	-	-	-
Ash Township, Precinct 2	-	-	-	-
Ash Township, Precinct 3	-	-	-	-
Bedford Township, Precinct 1	-	-	-	-
Bedford Township, Precinct 2	75	23.96%	1	0.32%
Bedford Township, Precinct 3	-	-	-	-
Bedford Township, Precinct 4	-	-	-	-
Bedford Township, Precinct 5	-	-	-	-
Bedford Township, Precinct 6	-	-	-	-
Bedford Township, Precinct 7	-	-	-	-
Bedford Township, Precinct 8	-	-	-	-
Bedford Township, Precinct 9	-	-	-	-
Bedford Township, Precinct 10	-	-	-	-
Bedford Township, Precinct 11	-	-	-	-
Bedford Township, Precinct 12	-	-	-	-
Bedford Township, Precinct 13	-	-	-	-
Bedford Township, Precinct 14	-	-	-	-
Berlin Township, Precinct 1	-	-	-	-
Berlin Township, Precinct 2	-	-	-	-
Berlin Township, Precinct 3	-	-	-	-
Berlin Township, Precinct 4	-	-	-	-
Dundee Township, Precinct 1	-	-	-	-
Dundee Township, Precinct 2	-	-	-	-
Dundee Township, Precinct 3	-	-	-	-
Erie Township, Precinct 1	-	-	-	-
Erie Township, Precinct 2	-	-	-	-
Exeter Township, Precinct 1	-	-	-	-
Exeter Township, Precinct 2	-	-	-	-
Frenchtown Township, Precinct 1	-	-	-	-
Frenchtown Township, Precinct 2	-	-	-	-
Frenchtown Township, Precinct 3	-	-	-	-
Frenchtown Township, Precinct 4	-	-	-	-
Frenchtown Township, Precinct 5	-	-	-	-
Frenchtown Township, Precinct 6	-	-	-	-
Frenchtown Township, Precinct 7	-	-	-	-
Frenchtown Township, Precinct 8	-	-	-	-
Frenchtown Township, Precinct 9	-	-	-	-
Ida Township, Precinct 1	-	-	-	-
Ida Township, Precinct 2	-	-	-	-
LaSalle Township, Precinct 1	-	-	-	-
LaSalle Township, Precinct 2	-	-	-	-
London Township, Precinct 1	-	-	-	-
Milan Township, Precinct 1	-	-	-	-
Monroe Charter Township, Precinct 1	-	-	-	-
Monroe Charter Township, Precinct 2	-	-	-	-
Monroe Charter Township, Precinct 3	-	-	-	-
Monroe Charter Township, Precinct 4	-	-	-	-
Monroe Charter Township, Precinct 5	-	-	-	-
Monroe Charter Township, Precinct 6	-	-	-	-

	Bedford Township 2			
	Thomasene Byers (REP)		Write-In Votes	
Raisinville Township, Precinct 1	-	-	-	-
Raisinville Township, Precinct 2	-	-	-	-
Summerfield Township, Precinct 1	-	-	-	-
Whiteford Township, Precinct 1	-	-	-	-
Whiteford Township, Precinct 2	-	-	-	-
Total	75	23.96%	1	0.32%

Statement of Votes Cast
Monroe County
August 2010
SOVC For Jurisdiction Wide, All Counters, All Races
Official results

	Bedford Township 3								
	Reg. Voters	Vote For	Total Votes	Barbara Ann Betz (REP)		Jerry Salter (REP)		Louise Salter (REP)	
Jurisdiction Wide									
City of Luna Pier, Precinct 1	-	-	-	-	-	-	-	-	-
City of Milan, Precinct 1	-	-	-	-	-	-	-	-	-
City of Monroe, Precinct 1	-	-	-	-	-	-	-	-	-
City of Monroe, Precinct 2	-	-	-	-	-	-	-	-	-
City of Monroe, Precinct 3N	-	-	-	-	-	-	-	-	-
City of Monroe, Precinct 3S	-	-	-	-	-	-	-	-	-
City of Monroe, Precinct 4	-	-	-	-	-	-	-	-	-
City of Monroe, Precinct 5	-	-	-	-	-	-	-	-	-
City of Monroe, Precinct 6	-	-	-	-	-	-	-	-	-
City of Petersburg, Precinct 1	-	-	-	-	-	-	-	-	-
Ash Township, Precinct 1	-	-	-	-	-	-	-	-	-
Ash Township, Precinct 2	-	-	-	-	-	-	-	-	-
Ash Township, Precinct 3	-	-	-	-	-	-	-	-	-
Bedford Township, Precinct 1	-	-	-	-	-	-	-	-	-
Bedford Township, Precinct 2	-	-	-	-	-	-	-	-	-
Bedford Township, Precinct 3	1527	5	461	65	14.10%	80	17.35%	73	15.84%
Bedford Township, Precinct 4	-	-	-	-	-	-	-	-	-
Bedford Township, Precinct 5	-	-	-	-	-	-	-	-	-
Bedford Township, Precinct 6	-	-	-	-	-	-	-	-	-
Bedford Township, Precinct 7	-	-	-	-	-	-	-	-	-
Bedford Township, Precinct 8	-	-	-	-	-	-	-	-	-
Bedford Township, Precinct 9	-	-	-	-	-	-	-	-	-
Bedford Township, Precinct 10	-	-	-	-	-	-	-	-	-
Bedford Township, Precinct 11	-	-	-	-	-	-	-	-	-
Bedford Township, Precinct 12	-	-	-	-	-	-	-	-	-
Bedford Township, Precinct 13	-	-	-	-	-	-	-	-	-
Bedford Township, Precinct 14	-	-	-	-	-	-	-	-	-
Berlin Township, Precinct 1	-	-	-	-	-	-	-	-	-
Berlin Township, Precinct 2	-	-	-	-	-	-	-	-	-
Berlin Township, Precinct 3	-	-	-	-	-	-	-	-	-
Berlin Township, Precinct 4	-	-	-	-	-	-	-	-	-
Dundee Township, Precinct 1	-	-	-	-	-	-	-	-	-
Dundee Township, Precinct 2	-	-	-	-	-	-	-	-	-
Dundee Township, Precinct 3	-	-	-	-	-	-	-	-	-
Erie Township, Precinct 1	-	-	-	-	-	-	-	-	-
Erie Township, Precinct 2	-	-	-	-	-	-	-	-	-
Exeter Township, Precinct 1	-	-	-	-	-	-	-	-	-
Exeter Township, Precinct 2	-	-	-	-	-	-	-	-	-
Frenchtown Township, Precinct 1	-	-	-	-	-	-	-	-	-
Frenchtown Township, Precinct 2	-	-	-	-	-	-	-	-	-
Frenchtown Township, Precinct 3	-	-	-	-	-	-	-	-	-
Frenchtown Township, Precinct 4	-	-	-	-	-	-	-	-	-
Frenchtown Township, Precinct 5	-	-	-	-	-	-	-	-	-
Frenchtown Township, Precinct 6	-	-	-	-	-	-	-	-	-
Frenchtown Township, Precinct 7	-	-	-	-	-	-	-	-	-
Frenchtown Township, Precinct 8	-	-	-	-	-	-	-	-	-
Frenchtown Township, Precinct 9	-	-	-	-	-	-	-	-	-
Ida Township, Precinct 1	-	-	-	-	-	-	-	-	-
Ida Township, Precinct 2	-	-	-	-	-	-	-	-	-
LaSalle Township, Precinct 1	-	-	-	-	-	-	-	-	-
LaSalle Township, Precinct 2	-	-	-	-	-	-	-	-	-
London Township, Precinct 1	-	-	-	-	-	-	-	-	-
Milan Township, Precinct 1	-	-	-	-	-	-	-	-	-
Monroe Charter Township, Precinct 1	-	-	-	-	-	-	-	-	-
Monroe Charter Township, Precinct 2	-	-	-	-	-	-	-	-	-
Monroe Charter Township, Precinct 3	-	-	-	-	-	-	-	-	-
Monroe Charter Township, Precinct 4	-	-	-	-	-	-	-	-	-
Monroe Charter Township, Precinct 5	-	-	-	-	-	-	-	-	-
Monroe Charter Township, Precinct 6	-	-	-	-	-	-	-	-	-

Statement of Votes Cast
Monroe County
August 2010
SOVC For Jurisdiction Wide, All Counters, All Races
Official results

	Bedford Township 3								
	Reg. Voters	Vote For	Total Votes	Barbara Ann Betz (REP)		Jerry Salter (REP)		Louise Salter (REP)	
Raisinville Township, Precinct 1	-	-	-	-	-	-	-	-	-
Raisinville Township, Precinct 2	-	-	-	-	-	-	-	-	-
Summerfield Township, Precinct 1	-	-	-	-	-	-	-	-	-
Whiteford Township, Precinct 1	-	-	-	-	-	-	-	-	-
Whiteford Township, Precinct 2	-	-	-	-	-	-	-	-	-
Total	1527	5	461	65	14.10%	80	17.35%	73	15.84%

Statement of Votes Cast
Monroe County
August 2010
SOVC For Jurisdiction Wide, All Counters, All Races
Official results

	Bedford Township 3							
	Dennis R. Warner (REP)		Linda L. Warner (REP)		Walt Wilbum (REP)		Write-In Votes	
Jurisdiction Wide								
City of Luna Pier, Precinct 1	-	-	-	-	-	-	-	-
City of Milan, Precinct 1	-	-	-	-	-	-	-	-
City of Monroe, Precinct 1	-	-	-	-	-	-	-	-
City of Monroe, Precinct 2	-	-	-	-	-	-	-	-
City of Monroe, Precinct 3N	-	-	-	-	-	-	-	-
City of Monroe, Precinct 3S	-	-	-	-	-	-	-	-
City of Monroe, Precinct 4	-	-	-	-	-	-	-	-
City of Monroe, Precinct 5	-	-	-	-	-	-	-	-
City of Monroe, Precinct 6	-	-	-	-	-	-	-	-
City of Petersburg, Precinct 1	-	-	-	-	-	-	-	-
Ash Township, Precinct 1	-	-	-	-	-	-	-	-
Ash Township, Precinct 2	-	-	-	-	-	-	-	-
Ash Township, Precinct 3	-	-	-	-	-	-	-	-
Bedford Township, Precinct 1	-	-	-	-	-	-	-	-
Bedford Township, Precinct 2	-	-	-	-	-	-	-	-
Bedford Township, Precinct 3	77	16.70%	68	14.75%	98	21.26%	0	0.00%
Bedford Township, Precinct 4	-	-	-	-	-	-	-	-
Bedford Township, Precinct 5	-	-	-	-	-	-	-	-
Bedford Township, Precinct 6	-	-	-	-	-	-	-	-
Bedford Township, Precinct 7	-	-	-	-	-	-	-	-
Bedford Township, Precinct 8	-	-	-	-	-	-	-	-
Bedford Township, Precinct 9	-	-	-	-	-	-	-	-
Bedford Township, Precinct 10	-	-	-	-	-	-	-	-
Bedford Township, Precinct 11	-	-	-	-	-	-	-	-
Bedford Township, Precinct 12	-	-	-	-	-	-	-	-
Bedford Township, Precinct 13	-	-	-	-	-	-	-	-
Bedford Township, Precinct 14	-	-	-	-	-	-	-	-
Berlin Township, Precinct 1	-	-	-	-	-	-	-	-
Berlin Township, Precinct 2	-	-	-	-	-	-	-	-
Berlin Township, Precinct 3	-	-	-	-	-	-	-	-
Berlin Township, Precinct 4	-	-	-	-	-	-	-	-
Dundee Township, Precinct 1	-	-	-	-	-	-	-	-
Dundee Township, Precinct 2	-	-	-	-	-	-	-	-
Dundee Township, Precinct 3	-	-	-	-	-	-	-	-
Erie Township, Precinct 1	-	-	-	-	-	-	-	-
Erie Township, Precinct 2	-	-	-	-	-	-	-	-
Exeter Township, Precinct 1	-	-	-	-	-	-	-	-
Exeter Township, Precinct 2	-	-	-	-	-	-	-	-
Frenchtown Township, Precinct 1	-	-	-	-	-	-	-	-
Frenchtown Township, Precinct 2	-	-	-	-	-	-	-	-
Frenchtown Township, Precinct 3	-	-	-	-	-	-	-	-
Frenchtown Township, Precinct 4	-	-	-	-	-	-	-	-
Frenchtown Township, Precinct 5	-	-	-	-	-	-	-	-
Frenchtown Township, Precinct 6	-	-	-	-	-	-	-	-
Frenchtown Township, Precinct 7	-	-	-	-	-	-	-	-
Frenchtown Township, Precinct 8	-	-	-	-	-	-	-	-
Frenchtown Township, Precinct 9	-	-	-	-	-	-	-	-
Ida Township, Precinct 1	-	-	-	-	-	-	-	-
Ida Township, Precinct 2	-	-	-	-	-	-	-	-
LaSalle Township, Precinct 1	-	-	-	-	-	-	-	-
LaSalle Township, Precinct 2	-	-	-	-	-	-	-	-
London Township, Precinct 1	-	-	-	-	-	-	-	-
Milan Township, Precinct 1	-	-	-	-	-	-	-	-
Monroe Charter Township, Precinct 1	-	-	-	-	-	-	-	-
Monroe Charter Township, Precinct 2	-	-	-	-	-	-	-	-
Monroe Charter Township, Precinct 3	-	-	-	-	-	-	-	-
Monroe Charter Township, Precinct 4	-	-	-	-	-	-	-	-
Monroe Charter Township, Precinct 5	-	-	-	-	-	-	-	-
Monroe Charter Township, Precinct 6	-	-	-	-	-	-	-	-

Statement of Votes Cast
Monroe County
August 2010
SOVC For Jurisdiction Wide, All Counters, All Races
Official results

	Bedford Township 3							
	Dennis R. Warner (REP)		Linda L. Warner (REP)		Walt Wilburn (REP)		Write-In Votes	
Raisinville Township, Precinct 1	-	-	-	-	-	-	-	-
Raisinville Township, Precinct 2	-	-	-	-	-	-	-	-
Summerfield Township, Precinct 1	-	-	-	-	-	-	-	-
Whiteford Township, Precinct 1	-	-	-	-	-	-	-	-
Whiteford Township, Precinct 2	-	-	-	-	-	-	-	-
Total	77	16.70%	68	14.75%	98	21.26%	0	0.00%

Statement of Votes Cast
Monroe County
August 2010
SOVC For Jurisdiction Wide, All Counters, All Races
Official results

	Bedford Township 4								
	Reg. Voters	Vote For	Total Votes	Barbara Berry (REP)		Manny Evola (REP)		Nathan Charles Lewis (REP)	
Jurisdiction Wide									
City of Luna Pier, Precinct 1	-	-	-	-	-	-	-	-	-
City of Milan, Precinct 1	-	-	-	-	-	-	-	-	-
City of Monroe, Precinct 1	-	-	-	-	-	-	-	-	-
City of Monroe, Precinct 2	-	-	-	-	-	-	-	-	-
City of Monroe, Precinct 3N	-	-	-	-	-	-	-	-	-
City of Monroe, Precinct 3S	-	-	-	-	-	-	-	-	-
City of Monroe, Precinct 4	-	-	-	-	-	-	-	-	-
City of Monroe, Precinct 5	-	-	-	-	-	-	-	-	-
City of Monroe, Precinct 6	-	-	-	-	-	-	-	-	-
City of Petersburg, Precinct 1	-	-	-	-	-	-	-	-	-
Ash Township, Precinct 1	-	-	-	-	-	-	-	-	-
Ash Township, Precinct 2	-	-	-	-	-	-	-	-	-
Ash Township, Precinct 3	-	-	-	-	-	-	-	-	-
Bedford Township, Precinct 1	-	-	-	-	-	-	-	-	-
Bedford Township, Precinct 2	-	-	-	-	-	-	-	-	-
Bedford Township, Precinct 3	-	-	-	-	-	-	-	-	-
Bedford Township, Precinct 4	2051	6	435	115	26.44%	102	23.45%	107	24.60%
Bedford Township, Precinct 5	-	-	-	-	-	-	-	-	-
Bedford Township, Precinct 6	-	-	-	-	-	-	-	-	-
Bedford Township, Precinct 7	-	-	-	-	-	-	-	-	-
Bedford Township, Precinct 8	-	-	-	-	-	-	-	-	-
Bedford Township, Precinct 9	-	-	-	-	-	-	-	-	-
Bedford Township, Precinct 10	-	-	-	-	-	-	-	-	-
Bedford Township, Precinct 11	-	-	-	-	-	-	-	-	-
Bedford Township, Precinct 12	-	-	-	-	-	-	-	-	-
Bedford Township, Precinct 13	-	-	-	-	-	-	-	-	-
Bedford Township, Precinct 14	-	-	-	-	-	-	-	-	-
Berlin Township, Precinct 1	-	-	-	-	-	-	-	-	-
Berlin Township, Precinct 2	-	-	-	-	-	-	-	-	-
Berlin Township, Precinct 3	-	-	-	-	-	-	-	-	-
Berlin Township, Precinct 4	-	-	-	-	-	-	-	-	-
Dundee Township, Precinct 1	-	-	-	-	-	-	-	-	-
Dundee Township, Precinct 2	-	-	-	-	-	-	-	-	-
Dundee Township, Precinct 3	-	-	-	-	-	-	-	-	-
Erie Township, Precinct 1	-	-	-	-	-	-	-	-	-
Erie Township, Precinct 2	-	-	-	-	-	-	-	-	-
Exeter Township, Precinct 1	-	-	-	-	-	-	-	-	-
Exeter Township, Precinct 2	-	-	-	-	-	-	-	-	-
Frenchtown Township, Precinct 1	-	-	-	-	-	-	-	-	-
Frenchtown Township, Precinct 2	-	-	-	-	-	-	-	-	-
Frenchtown Township, Precinct 3	-	-	-	-	-	-	-	-	-
Frenchtown Township, Precinct 4	-	-	-	-	-	-	-	-	-
Frenchtown Township, Precinct 5	-	-	-	-	-	-	-	-	-
Frenchtown Township, Precinct 6	-	-	-	-	-	-	-	-	-
Frenchtown Township, Precinct 7	-	-	-	-	-	-	-	-	-
Frenchtown Township, Precinct 8	-	-	-	-	-	-	-	-	-
Frenchtown Township, Precinct 9	-	-	-	-	-	-	-	-	-
Ida Township, Precinct 1	-	-	-	-	-	-	-	-	-
Ida Township, Precinct 2	-	-	-	-	-	-	-	-	-
LaSalle Township, Precinct 1	-	-	-	-	-	-	-	-	-
LaSalle Township, Precinct 2	-	-	-	-	-	-	-	-	-
London Township, Precinct 1	-	-	-	-	-	-	-	-	-
Milan Township, Precinct 1	-	-	-	-	-	-	-	-	-
Monroe Charter Township, Precinct 1	-	-	-	-	-	-	-	-	-
Monroe Charter Township, Precinct 2	-	-	-	-	-	-	-	-	-
Monroe Charter Township, Precinct 3	-	-	-	-	-	-	-	-	-
Monroe Charter Township, Precinct 4	-	-	-	-	-	-	-	-	-
Monroe Charter Township, Precinct 5	-	-	-	-	-	-	-	-	-
Monroe Charter Township, Precinct 6	-	-	-	-	-	-	-	-	-

Statement of Votes Cast
Monroe County
August 2010
SOVC For Jurisdiction Wide, All Counters, All Races
Official results

Bedford Township 4

	Reg. Voters	Vote For	Total Votes	Barbara Berry (REP)		Manny Evola (REP)		Nathan Charles Lewis (REP)	
Raisinville Township, Precinct 1	-	-	-	-	-	-	-	-	-
Raisinville Township, Precinct 2	-	-	-	-	-	-	-	-	-
Summerfield Township, Precinct 1	-	-	-	-	-	-	-	-	-
Whiteford Township, Precinct 1	-	-	-	-	-	-	-	-	-
Whiteford Township, Precinct 2	-	-	-	-	-	-	-	-	-
Total	2051	6	435	115	26.44%	102	23.45%	107	24.60%

Statement of Votes Cast
Monroe County
August 2010
SOVC For Jurisdiction Wide, All Counters, All Races
Official results

	Bedford Township 4			
	Rebecca S. Lewis (REP)		Write-In Votes	
Jurisdiction Wide				
City of Luna Pier, Precinct 1	-	-	-	-
City of Milan, Precinct 1	-	-	-	-
City of Monroe, Precinct 1	-	-	-	-
City of Monroe, Precinct 2	-	-	-	-
City of Monroe, Precinct 3N	-	-	-	-
City of Monroe, Precinct 3S	-	-	-	-
City of Monroe, Precinct 4	-	-	-	-
City of Monroe, Precinct 5	-	-	-	-
City of Monroe, Precinct 6	-	-	-	-
City of Petersburg, Precinct 1	-	-	-	-
Ash Township, Precinct 1	-	-	-	-
Ash Township, Precinct 2	-	-	-	-
Ash Township, Precinct 3	-	-	-	-
Bedford Township, Precinct 1	-	-	-	-
Bedford Township, Precinct 2	-	-	-	-
Bedford Township, Precinct 3	-	-	-	-
Bedford Township, Precinct 4	110	25.29%	1	0.23%
Bedford Township, Precinct 5	-	-	-	-
Bedford Township, Precinct 6	-	-	-	-
Bedford Township, Precinct 7	-	-	-	-
Bedford Township, Precinct 8	-	-	-	-
Bedford Township, Precinct 9	-	-	-	-
Bedford Township, Precinct 10	-	-	-	-
Bedford Township, Precinct 11	-	-	-	-
Bedford Township, Precinct 12	-	-	-	-
Bedford Township, Precinct 13	-	-	-	-
Bedford Township, Precinct 14	-	-	-	-
Berlin Township, Precinct 1	-	-	-	-
Berlin Township, Precinct 2	-	-	-	-
Berlin Township, Precinct 3	-	-	-	-
Berlin Township, Precinct 4	-	-	-	-
Dundee Township, Precinct 1	-	-	-	-
Dundee Township, Precinct 2	-	-	-	-
Dundee Township, Precinct 3	-	-	-	-
Erie Township, Precinct 1	-	-	-	-
Erie Township, Precinct 2	-	-	-	-
Exeter Township, Precinct 1	-	-	-	-
Exeter Township, Precinct 2	-	-	-	-
Frenchtown Township, Precinct 1	-	-	-	-
Frenchtown Township, Precinct 2	-	-	-	-
Frenchtown Township, Precinct 3	-	-	-	-
Frenchtown Township, Precinct 4	-	-	-	-
Frenchtown Township, Precinct 5	-	-	-	-
Frenchtown Township, Precinct 6	-	-	-	-
Frenchtown Township, Precinct 7	-	-	-	-
Frenchtown Township, Precinct 8	-	-	-	-
Frenchtown Township, Precinct 9	-	-	-	-
Ida Township, Precinct 1	-	-	-	-
Ida Township, Precinct 2	-	-	-	-
LaSalle Township, Precinct 1	-	-	-	-
LaSalle Township, Precinct 2	-	-	-	-
London Township, Precinct 1	-	-	-	-
Milan Township, Precinct 1	-	-	-	-
Monroe Charter Township, Precinct 1	-	-	-	-
Monroe Charter Township, Precinct 2	-	-	-	-
Monroe Charter Township, Precinct 3	-	-	-	-
Monroe Charter Township, Precinct 4	-	-	-	-
Monroe Charter Township, Precinct 5	-	-	-	-
Monroe Charter Township, Precinct 6	-	-	-	-

Statement of Votes Cast
Monroe County
August 2010
SOVC For Jurisdiction Wide, All Counters, All Races
Official results

	Bedford Township 4			
	Rebecca S. Lewis (REP)		Write-In Votes	
Raisinville Township, Precinct 1	-	-	-	-
Raisinville Township, Precinct 2	-	-	-	-
Summerfield Township, Precinct 1	-	-	-	-
Whiteford Township, Precinct 1	-	-	-	-
Whiteford Township, Precinct 2	-	-	-	-
Total	110	25.29%	1	0.23%

Statement of Votes Cast
Monroe County
August 2010
SOVC For Jurisdiction Wide, All Counters, All Races
Official results

	Bedford Township 5								
	Reg. Voters	Vote For	Total Votes	Mary T. Abel (REP)		Beverly S. Hammerstr (REP)		Roger L. Peace (REP)	
Jurisdiction Wide									
City of Luna Pier, Precinct 1	-	-	-	-	-	-	-	-	-
City of Milan, Precinct 1	-	-	-	-	-	-	-	-	-
City of Monroe, Precinct 1	-	-	-	-	-	-	-	-	-
City of Monroe, Precinct 2	-	-	-	-	-	-	-	-	-
City of Monroe, Precinct 3N	-	-	-	-	-	-	-	-	-
City of Monroe, Precinct 3S	-	-	-	-	-	-	-	-	-
City of Monroe, Precinct 4	-	-	-	-	-	-	-	-	-
City of Monroe, Precinct 5	-	-	-	-	-	-	-	-	-
City of Monroe, Precinct 6	-	-	-	-	-	-	-	-	-
City of Petersburg, Precinct 1	-	-	-	-	-	-	-	-	-
Ash Township, Precinct 1	-	-	-	-	-	-	-	-	-
Ash Township, Precinct 2	-	-	-	-	-	-	-	-	-
Ash Township, Precinct 3	-	-	-	-	-	-	-	-	-
Bedford Township, Precinct 1	-	-	-	-	-	-	-	-	-
Bedford Township, Precinct 2	-	-	-	-	-	-	-	-	-
Bedford Township, Precinct 3	-	-	-	-	-	-	-	-	-
Bedford Township, Precinct 4	-	-	-	-	-	-	-	-	-
Bedford Township, Precinct 5	1755	5	431	103	23.90%	132	30.63%	103	23.90%
Bedford Township, Precinct 6	-	-	-	-	-	-	-	-	-
Bedford Township, Precinct 7	-	-	-	-	-	-	-	-	-
Bedford Township, Precinct 8	-	-	-	-	-	-	-	-	-
Bedford Township, Precinct 9	-	-	-	-	-	-	-	-	-
Bedford Township, Precinct 10	-	-	-	-	-	-	-	-	-
Bedford Township, Precinct 11	-	-	-	-	-	-	-	-	-
Bedford Township, Precinct 12	-	-	-	-	-	-	-	-	-
Bedford Township, Precinct 13	-	-	-	-	-	-	-	-	-
Bedford Township, Precinct 14	-	-	-	-	-	-	-	-	-
Berlin Township, Precinct 1	-	-	-	-	-	-	-	-	-
Berlin Township, Precinct 2	-	-	-	-	-	-	-	-	-
Berlin Township, Precinct 3	-	-	-	-	-	-	-	-	-
Berlin Township, Precinct 4	-	-	-	-	-	-	-	-	-
Dundee Township, Precinct 1	-	-	-	-	-	-	-	-	-
Dundee Township, Precinct 2	-	-	-	-	-	-	-	-	-
Dundee Township, Precinct 3	-	-	-	-	-	-	-	-	-
Erie Township, Precinct 1	-	-	-	-	-	-	-	-	-
Erie Township, Precinct 2	-	-	-	-	-	-	-	-	-
Exeter Township, Precinct 1	-	-	-	-	-	-	-	-	-
Exeter Township, Precinct 2	-	-	-	-	-	-	-	-	-
Frenchtown Township, Precinct 1	-	-	-	-	-	-	-	-	-
Frenchtown Township, Precinct 2	-	-	-	-	-	-	-	-	-
Frenchtown Township, Precinct 3	-	-	-	-	-	-	-	-	-
Frenchtown Township, Precinct 4	-	-	-	-	-	-	-	-	-
Frenchtown Township, Precinct 5	-	-	-	-	-	-	-	-	-
Frenchtown Township, Precinct 6	-	-	-	-	-	-	-	-	-
Frenchtown Township, Precinct 7	-	-	-	-	-	-	-	-	-
Frenchtown Township, Precinct 8	-	-	-	-	-	-	-	-	-
Frenchtown Township, Precinct 9	-	-	-	-	-	-	-	-	-
Ida Township, Precinct 1	-	-	-	-	-	-	-	-	-
Ida Township, Precinct 2	-	-	-	-	-	-	-	-	-
LaSalle Township, Precinct 1	-	-	-	-	-	-	-	-	-
LaSalle Township, Precinct 2	-	-	-	-	-	-	-	-	-
London Township, Precinct 1	-	-	-	-	-	-	-	-	-
Milan Township, Precinct 1	-	-	-	-	-	-	-	-	-
Monroe Charter Township, Precinct 1	-	-	-	-	-	-	-	-	-
Monroe Charter Township, Precinct 2	-	-	-	-	-	-	-	-	-
Monroe Charter Township, Precinct 3	-	-	-	-	-	-	-	-	-
Monroe Charter Township, Precinct 4	-	-	-	-	-	-	-	-	-
Monroe Charter Township, Precinct 5	-	-	-	-	-	-	-	-	-
Monroe Charter Township, Precinct 6	-	-	-	-	-	-	-	-	-

Statement of Votes Cast
Monroe County
August 2010
SOVC For Jurisdiction Wide, All Counters, All Races
Official results

	Bedford Township 5								
	Reg. Voters	Vote For	Total Votes	Mary T. Abel (REP)		Beverly S. Hammerstr (REP)		Roger L. Peace (REP)	
Raisinville Township, Precinct 1	-	-	-	-	-	-	-	-	-
Raisinville Township, Precinct 2	-	-	-	-	-	-	-	-	-
Summerfield Township, Precinct 1	-	-	-	-	-	-	-	-	-
Whiteford Township, Precinct 1	-	-	-	-	-	-	-	-	-
Whiteford Township, Precinct 2	-	-	-	-	-	-	-	-	-
Total	1755	5	431	103	23.90%	132	30.63%	103	23.90%

Statement of Votes Cast
Monroe County
August 2010
SOVC For Jurisdiction Wide, All Counters, All Races
Official results

	Bedford Township 5			
	Kim Pollins (REP)		Write-In Votes	
Jurisdiction Wide				
City of Luna Pier, Precinct 1	-	-	-	-
City of Milan, Precinct 1	-	-	-	-
City of Monroe, Precinct 1	-	-	-	-
City of Monroe, Precinct 2	-	-	-	-
City of Monroe, Precinct 3N	-	-	-	-
City of Monroe, Precinct 3S	-	-	-	-
City of Monroe, Precinct 4	-	-	-	-
City of Monroe, Precinct 5	-	-	-	-
City of Monroe, Precinct 6	-	-	-	-
City of Petersburg, Precinct 1	-	-	-	-
Ash Township, Precinct 1	-	-	-	-
Ash Township, Precinct 2	-	-	-	-
Ash Township, Precinct 3	-	-	-	-
Bedford Township, Precinct 1	-	-	-	-
Bedford Township, Precinct 2	-	-	-	-
Bedford Township, Precinct 3	-	-	-	-
Bedford Township, Precinct 4	-	-	-	-
Bedford Township, Precinct 5	91	21.11%	2	0.46%
Bedford Township, Precinct 6	-	-	-	-
Bedford Township, Precinct 7	-	-	-	-
Bedford Township, Precinct 8	-	-	-	-
Bedford Township, Precinct 9	-	-	-	-
Bedford Township, Precinct 10	-	-	-	-
Bedford Township, Precinct 11	-	-	-	-
Bedford Township, Precinct 12	-	-	-	-
Bedford Township, Precinct 13	-	-	-	-
Bedford Township, Precinct 14	-	-	-	-
Berlin Township, Precinct 1	-	-	-	-
Berlin Township, Precinct 2	-	-	-	-
Berlin Township, Precinct 3	-	-	-	-
Berlin Township, Precinct 4	-	-	-	-
Dundee Township, Precinct 1	-	-	-	-
Dundee Township, Precinct 2	-	-	-	-
Dundee Township, Precinct 3	-	-	-	-
Erie Township, Precinct 1	-	-	-	-
Erie Township, Precinct 2	-	-	-	-
Exeter Township, Precinct 1	-	-	-	-
Exeter Township, Precinct 2	-	-	-	-
Frenchtown Township, Precinct 1	-	-	-	-
Frenchtown Township, Precinct 2	-	-	-	-
Frenchtown Township, Precinct 3	-	-	-	-
Frenchtown Township, Precinct 4	-	-	-	-
Frenchtown Township, Precinct 5	-	-	-	-
Frenchtown Township, Precinct 6	-	-	-	-
Frenchtown Township, Precinct 7	-	-	-	-
Frenchtown Township, Precinct 8	-	-	-	-
Frenchtown Township, Precinct 9	-	-	-	-
Ida Township, Precinct 1	-	-	-	-
Ida Township, Precinct 2	-	-	-	-
LaSalle Township, Precinct 1	-	-	-	-
LaSalle Township, Precinct 2	-	-	-	-
London Township, Precinct 1	-	-	-	-
Milan Township, Precinct 1	-	-	-	-
Monroe Charter Township, Precinct 1	-	-	-	-
Monroe Charter Township, Precinct 2	-	-	-	-
Monroe Charter Township, Precinct 3	-	-	-	-
Monroe Charter Township, Precinct 4	-	-	-	-
Monroe Charter Township, Precinct 5	-	-	-	-
Monroe Charter Township, Precinct 6	-	-	-	-

Statement of Votes Cast
Monroe County
August 2010
SOVC For Jurisdiction Wide, All Counters, All Races
Official results

	Bedford Township 5			
	Kim Pollins (REP)		Write-In Votes	
Raisinville Township, Precinct 1	-	-	-	-
Raisinville Township, Precinct 2	-	-	-	-
Summerfield Township, Precinct 1	-	-	-	-
Whiteford Township, Precinct 1	-	-	-	-
Whiteford Township, Precinct 2	-	-	-	-
Total	91	21.11%	2	0.46%

Statement of Votes Cast
Monroe County
August 2010
SOVC For Jurisdiction Wide, All Counters, All Races
Official results

	Bedford Township 6								
	Reg. Voters	Vote For	Total Votes	James Brunt (REP)		P. J. LaVoy (REP)		Harold H. Rainsberge (REP)	
Jurisdiction Wide									
City of Luna Pier, Precinct 1	-	-	-	-	-	-	-	-	-
City of Milan, Precinct 1	-	-	-	-	-	-	-	-	-
City of Monroe, Precinct 1	-	-	-	-	-	-	-	-	-
City of Monroe, Precinct 2	-	-	-	-	-	-	-	-	-
City of Monroe, Precinct 3N	-	-	-	-	-	-	-	-	-
City of Monroe, Precinct 3S	-	-	-	-	-	-	-	-	-
City of Monroe, Precinct 4	-	-	-	-	-	-	-	-	-
City of Monroe, Precinct 5	-	-	-	-	-	-	-	-	-
City of Monroe, Precinct 6	-	-	-	-	-	-	-	-	-
City of Petersburg, Precinct 1	-	-	-	-	-	-	-	-	-
Ash Township, Precinct 1	-	-	-	-	-	-	-	-	-
Ash Township, Precinct 2	-	-	-	-	-	-	-	-	-
Ash Township, Precinct 3	-	-	-	-	-	-	-	-	-
Bedford Township, Precinct 1	-	-	-	-	-	-	-	-	-
Bedford Township, Precinct 2	-	-	-	-	-	-	-	-	-
Bedford Township, Precinct 3	-	-	-	-	-	-	-	-	-
Bedford Township, Precinct 4	-	-	-	-	-	-	-	-	-
Bedford Township, Precinct 5	-	-	-	-	-	-	-	-	-
Bedford Township, Precinct 6	2042	6	857	92	10.74%	110	12.84%	63	7.35%
Bedford Township, Precinct 7	-	-	-	-	-	-	-	-	-
Bedford Township, Precinct 8	-	-	-	-	-	-	-	-	-
Bedford Township, Precinct 9	-	-	-	-	-	-	-	-	-
Bedford Township, Precinct 10	-	-	-	-	-	-	-	-	-
Bedford Township, Precinct 11	-	-	-	-	-	-	-	-	-
Bedford Township, Precinct 12	-	-	-	-	-	-	-	-	-
Bedford Township, Precinct 13	-	-	-	-	-	-	-	-	-
Bedford Township, Precinct 14	-	-	-	-	-	-	-	-	-
Berlin Township, Precinct 1	-	-	-	-	-	-	-	-	-
Berlin Township, Precinct 2	-	-	-	-	-	-	-	-	-
Berlin Township, Precinct 3	-	-	-	-	-	-	-	-	-
Berlin Township, Precinct 4	-	-	-	-	-	-	-	-	-
Dundee Township, Precinct 1	-	-	-	-	-	-	-	-	-
Dundee Township, Precinct 2	-	-	-	-	-	-	-	-	-
Dundee Township, Precinct 3	-	-	-	-	-	-	-	-	-
Erie Township, Precinct 1	-	-	-	-	-	-	-	-	-
Erie Township, Precinct 2	-	-	-	-	-	-	-	-	-
Exeter Township, Precinct 1	-	-	-	-	-	-	-	-	-
Exeter Township, Precinct 2	-	-	-	-	-	-	-	-	-
Frenchtown Township, Precinct 1	-	-	-	-	-	-	-	-	-
Frenchtown Township, Precinct 2	-	-	-	-	-	-	-	-	-
Frenchtown Township, Precinct 3	-	-	-	-	-	-	-	-	-
Frenchtown Township, Precinct 4	-	-	-	-	-	-	-	-	-
Frenchtown Township, Precinct 5	-	-	-	-	-	-	-	-	-
Frenchtown Township, Precinct 6	-	-	-	-	-	-	-	-	-
Frenchtown Township, Precinct 7	-	-	-	-	-	-	-	-	-
Frenchtown Township, Precinct 8	-	-	-	-	-	-	-	-	-
Frenchtown Township, Precinct 9	-	-	-	-	-	-	-	-	-
Ida Township, Precinct 1	-	-	-	-	-	-	-	-	-
Ida Township, Precinct 2	-	-	-	-	-	-	-	-	-
LaSalle Township, Precinct 1	-	-	-	-	-	-	-	-	-
LaSalle Township, Precinct 2	-	-	-	-	-	-	-	-	-
London Township, Precinct 1	-	-	-	-	-	-	-	-	-
Milan Township, Precinct 1	-	-	-	-	-	-	-	-	-
Monroe Charter Township, Precinct 1	-	-	-	-	-	-	-	-	-
Monroe Charter Township, Precinct 2	-	-	-	-	-	-	-	-	-
Monroe Charter Township, Precinct 3	-	-	-	-	-	-	-	-	-
Monroe Charter Township, Precinct 4	-	-	-	-	-	-	-	-	-
Monroe Charter Township, Precinct 5	-	-	-	-	-	-	-	-	-
Monroe Charter Township, Precinct 6	-	-	-	-	-	-	-	-	-

Statement of Votes Cast
Monroe County
August 2010
SOVC For Jurisdiction Wide, All Counters, All Races
Official results

	Bedford Township 6								
	Reg. Voters	Vote For	Total Votes	James Brunt (REP)		P. J. LaVoy (REP)		Harold H. Rainsberge (REP)	
Raisinville Township, Precinct 1	-	-	-	-	-	-	-	-	-
Raisinville Township, Precinct 2	-	-	-	-	-	-	-	-	-
Summerfield Township, Precinct 1	-	-	-	-	-	-	-	-	-
Whiteford Township, Precinct 1	-	-	-	-	-	-	-	-	-
Whiteford Township, Precinct 2	-	-	-	-	-	-	-	-	-
Total	2042	6	857	92	10.74%	110	12.84%	63	7.35%

Statement of Votes Cast
Monroe County
August 2010
SOVC For Jurisdiction Wide, All Counters, All Races
Official results

Bedford Township 6

	Daniel L. Roth (REP)		Gary Ted Shinkle (REP)		Margery E. Shinkle (REP)		Suzanne Shinkle (REP)		Michael Sprott (REP)	
Jurisdiction Wide										
City of Luna Pier, Precinct 1	-	-	-	-	-	-	-	-	-	-
City of Milan, Precinct 1	-	-	-	-	-	-	-	-	-	-
City of Monroe, Precinct 1	-	-	-	-	-	-	-	-	-	-
City of Monroe, Precinct 2	-	-	-	-	-	-	-	-	-	-
City of Monroe, Precinct 3N	-	-	-	-	-	-	-	-	-	-
City of Monroe, Precinct 3S	-	-	-	-	-	-	-	-	-	-
City of Monroe, Precinct 4	-	-	-	-	-	-	-	-	-	-
City of Monroe, Precinct 5	-	-	-	-	-	-	-	-	-	-
City of Monroe, Precinct 6	-	-	-	-	-	-	-	-	-	-
City of Petersburg, Precinct 1	-	-	-	-	-	-	-	-	-	-
Ash Township, Precinct 1	-	-	-	-	-	-	-	-	-	-
Ash Township, Precinct 2	-	-	-	-	-	-	-	-	-	-
Ash Township, Precinct 3	-	-	-	-	-	-	-	-	-	-
Bedford Township, Precinct 1	-	-	-	-	-	-	-	-	-	-
Bedford Township, Precinct 2	-	-	-	-	-	-	-	-	-	-
Bedford Township, Precinct 3	-	-	-	-	-	-	-	-	-	-
Bedford Township, Precinct 4	-	-	-	-	-	-	-	-	-	-
Bedford Township, Precinct 5	-	-	-	-	-	-	-	-	-	-
Bedford Township, Precinct 6	60	7.00%	113	13.19%	91	10.62%	97	11.32%	87	10.15%
Bedford Township, Precinct 7	-	-	-	-	-	-	-	-	-	-
Bedford Township, Precinct 8	-	-	-	-	-	-	-	-	-	-
Bedford Township, Precinct 9	-	-	-	-	-	-	-	-	-	-
Bedford Township, Precinct 10	-	-	-	-	-	-	-	-	-	-
Bedford Township, Precinct 11	-	-	-	-	-	-	-	-	-	-
Bedford Township, Precinct 12	-	-	-	-	-	-	-	-	-	-
Bedford Township, Precinct 13	-	-	-	-	-	-	-	-	-	-
Bedford Township, Precinct 14	-	-	-	-	-	-	-	-	-	-
Berlin Township, Precinct 1	-	-	-	-	-	-	-	-	-	-
Berlin Township, Precinct 2	-	-	-	-	-	-	-	-	-	-
Berlin Township, Precinct 3	-	-	-	-	-	-	-	-	-	-
Berlin Township, Precinct 4	-	-	-	-	-	-	-	-	-	-
Dundee Township, Precinct 1	-	-	-	-	-	-	-	-	-	-
Dundee Township, Precinct 2	-	-	-	-	-	-	-	-	-	-
Dundee Township, Precinct 3	-	-	-	-	-	-	-	-	-	-
Erie Township, Precinct 1	-	-	-	-	-	-	-	-	-	-
Erie Township, Precinct 2	-	-	-	-	-	-	-	-	-	-
Exeter Township, Precinct 1	-	-	-	-	-	-	-	-	-	-
Exeter Township, Precinct 2	-	-	-	-	-	-	-	-	-	-
Frenchtown Township, Precinct 1	-	-	-	-	-	-	-	-	-	-
Frenchtown Township, Precinct 2	-	-	-	-	-	-	-	-	-	-
Frenchtown Township, Precinct 3	-	-	-	-	-	-	-	-	-	-
Frenchtown Township, Precinct 4	-	-	-	-	-	-	-	-	-	-
Frenchtown Township, Precinct 5	-	-	-	-	-	-	-	-	-	-
Frenchtown Township, Precinct 6	-	-	-	-	-	-	-	-	-	-
Frenchtown Township, Precinct 7	-	-	-	-	-	-	-	-	-	-
Frenchtown Township, Precinct 8	-	-	-	-	-	-	-	-	-	-
Frenchtown Township, Precinct 9	-	-	-	-	-	-	-	-	-	-
Ida Township, Precinct 1	-	-	-	-	-	-	-	-	-	-
Ida Township, Precinct 2	-	-	-	-	-	-	-	-	-	-
LaSalle Township, Precinct 1	-	-	-	-	-	-	-	-	-	-
LaSalle Township, Precinct 2	-	-	-	-	-	-	-	-	-	-
London Township, Precinct 1	-	-	-	-	-	-	-	-	-	-
Milan Township, Precinct 1	-	-	-	-	-	-	-	-	-	-
Monroe Charter Township, Precinct 1	-	-	-	-	-	-	-	-	-	-
Monroe Charter Township, Precinct 2	-	-	-	-	-	-	-	-	-	-
Monroe Charter Township, Precinct 3	-	-	-	-	-	-	-	-	-	-
Monroe Charter Township, Precinct 4	-	-	-	-	-	-	-	-	-	-
Monroe Charter Township, Precinct 5	-	-	-	-	-	-	-	-	-	-
Monroe Charter Township, Precinct 6	-	-	-	-	-	-	-	-	-	-

Statement of Votes Cast
Monroe County
August 2010
SOVC For Jurisdiction Wide, All Counters, All Races
Official results

Bedford Township 6

	Daniel L. Roth (REP)		Gary Ted Shinkle (REP)		Margery E. Shinkle (REP)		Suzanne Shinkle (REP)		Michael Sprott (REP)	
Raisinville Township, Precinct 1	-	-	-	-	-	-	-	-	-	-
Raisinville Township, Precinct 2	-	-	-	-	-	-	-	-	-	-
Summerfield Township, Precinct 1	-	-	-	-	-	-	-	-	-	-
Whiteford Township, Precinct 1	-	-	-	-	-	-	-	-	-	-
Whiteford Township, Precinct 2	-	-	-	-	-	-	-	-	-	-
Total	60	7.00%	113	13.19%	91	10.62%	97	11.32%	87	10.15%

Statement of Votes Cast
Monroe County
August 2010
SOVC For Jurisdiction Wide, All Counters, All Races
Official results

	Bedford Township 6					
	Aaron J. Wiens (REP)		Melanie Wiens (REP)		Write-In Votes	
Jurisdiction Wide						
City of Luna Pier, Precinct 1	-	-	-	-	-	-
City of Milan, Precinct 1	-	-	-	-	-	-
City of Monroe, Precinct 1	-	-	-	-	-	-
City of Monroe, Precinct 2	-	-	-	-	-	-
City of Monroe, Precinct 3N	-	-	-	-	-	-
City of Monroe, Precinct 3S	-	-	-	-	-	-
City of Monroe, Precinct 4	-	-	-	-	-	-
City of Monroe, Precinct 5	-	-	-	-	-	-
City of Monroe, Precinct 6	-	-	-	-	-	-
City of Petersburg, Precinct 1	-	-	-	-	-	-
Ash Township, Precinct 1	-	-	-	-	-	-
Ash Township, Precinct 2	-	-	-	-	-	-
Ash Township, Precinct 3	-	-	-	-	-	-
Bedford Township, Precinct 1	-	-	-	-	-	-
Bedford Township, Precinct 2	-	-	-	-	-	-
Bedford Township, Precinct 3	-	-	-	-	-	-
Bedford Township, Precinct 4	-	-	-	-	-	-
Bedford Township, Precinct 5	-	-	-	-	-	-
Bedford Township, Precinct 6	74	8.63%	65	7.58%	5	0.58%
Bedford Township, Precinct 7	-	-	-	-	-	-
Bedford Township, Precinct 8	-	-	-	-	-	-
Bedford Township, Precinct 9	-	-	-	-	-	-
Bedford Township, Precinct 10	-	-	-	-	-	-
Bedford Township, Precinct 11	-	-	-	-	-	-
Bedford Township, Precinct 12	-	-	-	-	-	-
Bedford Township, Precinct 13	-	-	-	-	-	-
Bedford Township, Precinct 14	-	-	-	-	-	-
Berlin Township, Precinct 1	-	-	-	-	-	-
Berlin Township, Precinct 2	-	-	-	-	-	-
Berlin Township, Precinct 3	-	-	-	-	-	-
Berlin Township, Precinct 4	-	-	-	-	-	-
Dundee Township, Precinct 1	-	-	-	-	-	-
Dundee Township, Precinct 2	-	-	-	-	-	-
Dundee Township, Precinct 3	-	-	-	-	-	-
Erie Township, Precinct 1	-	-	-	-	-	-
Erie Township, Precinct 2	-	-	-	-	-	-
Exeter Township, Precinct 1	-	-	-	-	-	-
Exeter Township, Precinct 2	-	-	-	-	-	-
Frenchtown Township, Precinct 1	-	-	-	-	-	-
Frenchtown Township, Precinct 2	-	-	-	-	-	-
Frenchtown Township, Precinct 3	-	-	-	-	-	-
Frenchtown Township, Precinct 4	-	-	-	-	-	-
Frenchtown Township, Precinct 5	-	-	-	-	-	-
Frenchtown Township, Precinct 6	-	-	-	-	-	-
Frenchtown Township, Precinct 7	-	-	-	-	-	-
Frenchtown Township, Precinct 8	-	-	-	-	-	-
Frenchtown Township, Precinct 9	-	-	-	-	-	-
Ida Township, Precinct 1	-	-	-	-	-	-
Ida Township, Precinct 2	-	-	-	-	-	-
LaSalle Township, Precinct 1	-	-	-	-	-	-
LaSalle Township, Precinct 2	-	-	-	-	-	-
London Township, Precinct 1	-	-	-	-	-	-
Milan Township, Precinct 1	-	-	-	-	-	-
Monroe Charter Township, Precinct 1	-	-	-	-	-	-
Monroe Charter Township, Precinct 2	-	-	-	-	-	-
Monroe Charter Township, Precinct 3	-	-	-	-	-	-
Monroe Charter Township, Precinct 4	-	-	-	-	-	-
Monroe Charter Township, Precinct 5	-	-	-	-	-	-
Monroe Charter Township, Precinct 6	-	-	-	-	-	-

Write-In
Cynthia Patricia Tessmar-1

Statement of Votes Cast
Monroe County
August 2010
SOVC For Jurisdiction Wide, All Counters, All Races
Official results

	Bedford Township 6					
	Aaron J. Wiens (REP)		Melanie Wiens (REP)		Write-In Votes	
Raisinville Township, Precinct 1	-	-	-	-	-	-
Raisinville Township, Precinct 2	-	-	-	-	-	-
Summerfield Township, Precinct 1	-	-	-	-	-	-
Whiteford Township, Precinct 1	-	-	-	-	-	-
Whiteford Township, Precinct 2	-	-	-	-	-	-
Total	74	8.63%	65	7.58%	5	0.58%

Statement of Votes Cast
Monroe County
August 2010
SOVC For Jurisdiction Wide, All Counters, All Races
Official results

	Bedford Township 7						
	Reg. Voters	Vote For	Total Votes	Edward Green (REP)		Write-In Votes	
Jurisdiction Wide							
City of Luna Pier, Precinct 1	-	-	-	-	-	-	-
City of Milan, Precinct 1	-	-	-	-	-	-	-
City of Monroe, Precinct 1	-	-	-	-	-	-	-
City of Monroe, Precinct 2	-	-	-	-	-	-	-
City of Monroe, Precinct 3N	-	-	-	-	-	-	-
City of Monroe, Precinct 3S	-	-	-	-	-	-	-
City of Monroe, Precinct 4	-	-	-	-	-	-	-
City of Monroe, Precinct 5	-	-	-	-	-	-	-
City of Monroe, Precinct 6	-	-	-	-	-	-	-
City of Petersburg, Precinct 1	-	-	-	-	-	-	-
Ash Township, Precinct 1	-	-	-	-	-	-	-
Ash Township, Precinct 2	-	-	-	-	-	-	-
Ash Township, Precinct 3	-	-	-	-	-	-	-
Bedford Township, Precinct 1	-	-	-	-	-	-	-
Bedford Township, Precinct 2	-	-	-	-	-	-	-
Bedford Township, Precinct 3	-	-	-	-	-	-	-
Bedford Township, Precinct 4	-	-	-	-	-	-	-
Bedford Township, Precinct 5	-	-	-	-	-	-	-
Bedford Township, Precinct 6	-	-	-	-	-	-	-
Bedford Township, Precinct 7	1692	5	131	128	97.71%	3	2.29%
Bedford Township, Precinct 8	-	-	-	-	-	-	-
Bedford Township, Precinct 9	-	-	-	-	-	-	-
Bedford Township, Precinct 10	-	-	-	-	-	-	-
Bedford Township, Precinct 11	-	-	-	-	-	-	-
Bedford Township, Precinct 12	-	-	-	-	-	-	-
Bedford Township, Precinct 13	-	-	-	-	-	-	-
Bedford Township, Precinct 14	-	-	-	-	-	-	-
Berlin Township, Precinct 1	-	-	-	-	-	-	-
Berlin Township, Precinct 2	-	-	-	-	-	-	-
Berlin Township, Precinct 3	-	-	-	-	-	-	-
Berlin Township, Precinct 4	-	-	-	-	-	-	-
Dundee Township, Precinct 1	-	-	-	-	-	-	-
Dundee Township, Precinct 2	-	-	-	-	-	-	-
Dundee Township, Precinct 3	-	-	-	-	-	-	-
Erie Township, Precinct 1	-	-	-	-	-	-	-
Erie Township, Precinct 2	-	-	-	-	-	-	-
Exeter Township, Precinct 1	-	-	-	-	-	-	-
Exeter Township, Precinct 2	-	-	-	-	-	-	-
Frenchtown Township, Precinct 1	-	-	-	-	-	-	-
Frenchtown Township, Precinct 2	-	-	-	-	-	-	-
Frenchtown Township, Precinct 3	-	-	-	-	-	-	-
Frenchtown Township, Precinct 4	-	-	-	-	-	-	-
Frenchtown Township, Precinct 5	-	-	-	-	-	-	-
Frenchtown Township, Precinct 6	-	-	-	-	-	-	-
Frenchtown Township, Precinct 7	-	-	-	-	-	-	-
Frenchtown Township, Precinct 8	-	-	-	-	-	-	-
Frenchtown Township, Precinct 9	-	-	-	-	-	-	-
Ida Township, Precinct 1	-	-	-	-	-	-	-
Ida Township, Precinct 2	-	-	-	-	-	-	-
LaSalle Township, Precinct 1	-	-	-	-	-	-	-
LaSalle Township, Precinct 2	-	-	-	-	-	-	-
London Township, Precinct 1	-	-	-	-	-	-	-
Milan Township, Precinct 1	-	-	-	-	-	-	-
Monroe Charter Township, Precinct 1	-	-	-	-	-	-	-
Monroe Charter Township, Precinct 2	-	-	-	-	-	-	-
Monroe Charter Township, Precinct 3	-	-	-	-	-	-	-
Monroe Charter Township, Precinct 4	-	-	-	-	-	-	-
Monroe Charter Township, Precinct 5	-	-	-	-	-	-	-
Monroe Charter Township, Precinct 6	-	-	-	-	-	-	-

Statement of Votes Cast
Monroe County
August 2010
SOVC For Jurisdiction Wide, All Counters, All Races
Official results

Bedford Township 7

	Reg. Voters	Vote For	Total Votes	Edward Green (REP)		Write-In Votes	
Raisinville Township, Precinct 1	-	-	-	-	-	-	-
Raisinville Township, Precinct 2	-	-	-	-	-	-	-
Summerfield Township, Precinct 1	-	-	-	-	-	-	-
Whiteford Township, Precinct 1	-	-	-	-	-	-	-
Whiteford Township, Precinct 2	-	-	-	-	-	-	-
Total	1692	5	131	128	97.71%	3	2.29%

Statement of Votes Cast
Monroe County
August 2010
SOVC For Jurisdiction Wide, All Counters, All Races
Official results

	Bedford Township 8								
	Reg. Voters	Vote For	Total Votes	Richard J. MacAdams (REP)		Matthew Milosch (REP)		Mary Snook (REP)	
Jurisdiction Wide									
City of Luna Pier, Precinct 1	-	-	-	-	-	-	-	-	-
City of Milan, Precinct 1	-	-	-	-	-	-	-	-	-
City of Monroe, Precinct 1	-	-	-	-	-	-	-	-	-
City of Monroe, Precinct 2	-	-	-	-	-	-	-	-	-
City of Monroe, Precinct 3N	-	-	-	-	-	-	-	-	-
City of Monroe, Precinct 3S	-	-	-	-	-	-	-	-	-
City of Monroe, Precinct 4	-	-	-	-	-	-	-	-	-
City of Monroe, Precinct 5	-	-	-	-	-	-	-	-	-
City of Monroe, Precinct 6	-	-	-	-	-	-	-	-	-
City of Petersburg, Precinct 1	-	-	-	-	-	-	-	-	-
Ash Township, Precinct 1	-	-	-	-	-	-	-	-	-
Ash Township, Precinct 2	-	-	-	-	-	-	-	-	-
Ash Township, Precinct 3	-	-	-	-	-	-	-	-	-
Bedford Township, Precinct 1	-	-	-	-	-	-	-	-	-
Bedford Township, Precinct 2	-	-	-	-	-	-	-	-	-
Bedford Township, Precinct 3	-	-	-	-	-	-	-	-	-
Bedford Township, Precinct 4	-	-	-	-	-	-	-	-	-
Bedford Township, Precinct 5	-	-	-	-	-	-	-	-	-
Bedford Township, Precinct 6	-	-	-	-	-	-	-	-	-
Bedford Township, Precinct 7	-	-	-	-	-	-	-	-	-
Bedford Township, Precinct 8	1720	5	442	98	22.17%	125	28.28%	107	24.21%
Bedford Township, Precinct 9	-	-	-	-	-	-	-	-	-
Bedford Township, Precinct 10	-	-	-	-	-	-	-	-	-
Bedford Township, Precinct 11	-	-	-	-	-	-	-	-	-
Bedford Township, Precinct 12	-	-	-	-	-	-	-	-	-
Bedford Township, Precinct 13	-	-	-	-	-	-	-	-	-
Bedford Township, Precinct 14	-	-	-	-	-	-	-	-	-
Berlin Township, Precinct 1	-	-	-	-	-	-	-	-	-
Berlin Township, Precinct 2	-	-	-	-	-	-	-	-	-
Berlin Township, Precinct 3	-	-	-	-	-	-	-	-	-
Berlin Township, Precinct 4	-	-	-	-	-	-	-	-	-
Dundee Township, Precinct 1	-	-	-	-	-	-	-	-	-
Dundee Township, Precinct 2	-	-	-	-	-	-	-	-	-
Dundee Township, Precinct 3	-	-	-	-	-	-	-	-	-
Erie Township, Precinct 1	-	-	-	-	-	-	-	-	-
Erie Township, Precinct 2	-	-	-	-	-	-	-	-	-
Exeter Township, Precinct 1	-	-	-	-	-	-	-	-	-
Exeter Township, Precinct 2	-	-	-	-	-	-	-	-	-
Frenchtown Township, Precinct 1	-	-	-	-	-	-	-	-	-
Frenchtown Township, Precinct 2	-	-	-	-	-	-	-	-	-
Frenchtown Township, Precinct 3	-	-	-	-	-	-	-	-	-
Frenchtown Township, Precinct 4	-	-	-	-	-	-	-	-	-
Frenchtown Township, Precinct 5	-	-	-	-	-	-	-	-	-
Frenchtown Township, Precinct 6	-	-	-	-	-	-	-	-	-
Frenchtown Township, Precinct 7	-	-	-	-	-	-	-	-	-
Frenchtown Township, Precinct 8	-	-	-	-	-	-	-	-	-
Frenchtown Township, Precinct 9	-	-	-	-	-	-	-	-	-
Ida Township, Precinct 1	-	-	-	-	-	-	-	-	-
Ida Township, Precinct 2	-	-	-	-	-	-	-	-	-
LaSalle Township, Precinct 1	-	-	-	-	-	-	-	-	-
LaSalle Township, Precinct 2	-	-	-	-	-	-	-	-	-
London Township, Precinct 1	-	-	-	-	-	-	-	-	-
Milan Township, Precinct 1	-	-	-	-	-	-	-	-	-
Monroe Charter Township, Precinct 1	-	-	-	-	-	-	-	-	-
Monroe Charter Township, Precinct 2	-	-	-	-	-	-	-	-	-
Monroe Charter Township, Precinct 3	-	-	-	-	-	-	-	-	-
Monroe Charter Township, Precinct 4	-	-	-	-	-	-	-	-	-
Monroe Charter Township, Precinct 5	-	-	-	-	-	-	-	-	-
Monroe Charter Township, Precinct 6	-	-	-	-	-	-	-	-	-

Statement of Votes Cast
Monroe County
August 2010
SOVC For Jurisdiction Wide, All Counters, All Races
Official results

	Bedford Township 8								
	Reg. Voters	Vote For	Total Votes	Richard J. MacAdams (REP)		Matthew Milosch (REP)		Mary Snook (REP)	
Raisinville Township, Precinct 1	-	-	-	-	-	-	-	-	-
Raisinville Township, Precinct 2	-	-	-	-	-	-	-	-	-
Summerfield Township, Precinct 1	-	-	-	-	-	-	-	-	-
Whiteford Township, Precinct 1	-	-	-	-	-	-	-	-	-
Whiteford Township, Precinct 2	-	-	-	-	-	-	-	-	-
Total	1720	5	442	98	22.17%	125	28.28%	107	24.21%

Statement of Votes Cast
Monroe County
August 2010
SOVC For Jurisdiction Wide, All Counters, All Races
Official results

	Bedford Township 8				Bedford Township 9				
	Greg Stewart (REP)		Write-In Votes		Reg. Voters	Vote For	Total Votes	Write-In Votes	
Jurisdiction Wide									
City of Luna Pier, Precinct 1	-	-	-	-	-	-	-	-	-
City of Milan, Precinct 1	-	-	-	-	-	-	-	-	-
City of Monroe, Precinct 1	-	-	-	-	-	-	-	-	-
City of Monroe, Precinct 2	-	-	-	-	-	-	-	-	-
City of Monroe, Precinct 3N	-	-	-	-	-	-	-	-	-
City of Monroe, Precinct 3S	-	-	-	-	-	-	-	-	-
City of Monroe, Precinct 4	-	-	-	-	-	-	-	-	-
City of Monroe, Precinct 5	-	-	-	-	-	-	-	-	-
City of Monroe, Precinct 6	-	-	-	-	-	-	-	-	-
City of Petersburg, Precinct 1	-	-	-	-	-	-	-	-	-
Ash Township, Precinct 1	-	-	-	-	-	-	-	-	-
Ash Township, Precinct 2	-	-	-	-	-	-	-	-	-
Ash Township, Precinct 3	-	-	-	-	-	-	-	-	-
Bedford Township, Precinct 1	-	-	-	-	-	-	-	-	-
Bedford Township, Precinct 2	-	-	-	-	-	-	-	-	-
Bedford Township, Precinct 3	-	-	-	-	-	-	-	-	-
Bedford Township, Precinct 4	-	-	-	-	-	-	-	-	-
Bedford Township, Precinct 5	-	-	-	-	-	-	-	-	-
Bedford Township, Precinct 6	-	-	-	-	-	-	-	-	-
Bedford Township, Precinct 7	-	-	-	-	-	-	-	-	-
Bedford Township, Precinct 8	109	24.66%	3	0.68%	-	-	-	-	-
Bedford Township, Precinct 9	-	-	-	-	1099	4	4	4	100.00%
Bedford Township, Precinct 10	-	-	-	-	-	-	-	-	-
Bedford Township, Precinct 11	-	-	-	-	-	-	-	-	-
Bedford Township, Precinct 12	-	-	-	-	-	-	-	-	-
Bedford Township, Precinct 13	-	-	-	-	-	-	-	-	-
Bedford Township, Precinct 14	-	-	-	-	-	-	-	-	-
Berlin Township, Precinct 1	-	-	-	-	-	-	-	-	-
Berlin Township, Precinct 2	-	-	-	-	-	-	-	-	-
Berlin Township, Precinct 3	-	-	-	-	-	-	-	-	-
Berlin Township, Precinct 4	-	-	-	-	-	-	-	-	-
Dundee Township, Precinct 1	-	-	-	-	-	-	-	-	-
Dundee Township, Precinct 2	-	-	-	-	-	-	-	-	-
Dundee Township, Precinct 3	-	-	-	-	-	-	-	-	-
Erie Township, Precinct 1	-	-	-	-	-	-	-	-	-
Erie Township, Precinct 2	-	-	-	-	-	-	-	-	-
Exeter Township, Precinct 1	-	-	-	-	-	-	-	-	-
Exeter Township, Precinct 2	-	-	-	-	-	-	-	-	-
Frenchtown Township, Precinct 1	-	-	-	-	-	-	-	-	-
Frenchtown Township, Precinct 2	-	-	-	-	-	-	-	-	-
Frenchtown Township, Precinct 3	-	-	-	-	-	-	-	-	-
Frenchtown Township, Precinct 4	-	-	-	-	-	-	-	-	-
Frenchtown Township, Precinct 5	-	-	-	-	-	-	-	-	-
Frenchtown Township, Precinct 6	-	-	-	-	-	-	-	-	-
Frenchtown Township, Precinct 7	-	-	-	-	-	-	-	-	-
Frenchtown Township, Precinct 8	-	-	-	-	-	-	-	-	-
Frenchtown Township, Precinct 9	-	-	-	-	-	-	-	-	-
Ida Township, Precinct 1	-	-	-	-	-	-	-	-	-
Ida Township, Precinct 2	-	-	-	-	-	-	-	-	-
LaSalle Township, Precinct 1	-	-	-	-	-	-	-	-	-
LaSalle Township, Precinct 2	-	-	-	-	-	-	-	-	-
London Township, Precinct 1	-	-	-	-	-	-	-	-	-
Milan Township, Precinct 1	-	-	-	-	-	-	-	-	-
Monroe Charter Township, Precinct 1	-	-	-	-	-	-	-	-	-
Monroe Charter Township, Precinct 2	-	-	-	-	-	-	-	-	-
Monroe Charter Township, Precinct 3	-	-	-	-	-	-	-	-	-
Monroe Charter Township, Precinct 4	-	-	-	-	-	-	-	-	-
Monroe Charter Township, Precinct 5	-	-	-	-	-	-	-	-	-
Monroe Charter Township, Precinct 6	-	-	-	-	-	-	-	-	-

Statement of Votes Cast
Monroe County
August 2010
SOVC For Jurisdiction Wide, All Counters, All Races
Official results

	Bedford Township 8				Bedford Township 9				
	Greg Stewart (REP)		Write-In Votes		Reg. Voters	Vote For	Total Votes	Write-In Votes	
Raisinville Township, Precinct 1	-	-	-	-	-	-	-	-	-
Raisinville Township, Precinct 2	-	-	-	-	-	-	-	-	-
Summerfield Township, Precinct 1	-	-	-	-	-	-	-	-	-
Whiteford Township, Precinct 1	-	-	-	-	-	-	-	-	-
Whiteford Township, Precinct 2	-	-	-	-	-	-	-	-	-
Total	109	24.66%	3	0.68%	1099	4	4	4	100.00%

Statement of Votes Cast
Monroe County
August 2010
SOVC For Jurisdiction Wide, All Counters, All Races
Official results

	Bedford Township 10								
	Reg. Voters	Vote For	Total Votes	Bethany Armentrout (REP)		Johanna Armentrout (REP)		Micah Armentrout (REP)	
Jurisdiction Wide									
City of Luna Pier, Precinct 1	-	-	-	-	-	-	-	-	-
City of Milan, Precinct 1	-	-	-	-	-	-	-	-	-
City of Monroe, Precinct 1	-	-	-	-	-	-	-	-	-
City of Monroe, Precinct 2	-	-	-	-	-	-	-	-	-
City of Monroe, Precinct 3N	-	-	-	-	-	-	-	-	-
City of Monroe, Precinct 3S	-	-	-	-	-	-	-	-	-
City of Monroe, Precinct 4	-	-	-	-	-	-	-	-	-
City of Monroe, Precinct 5	-	-	-	-	-	-	-	-	-
City of Monroe, Precinct 6	-	-	-	-	-	-	-	-	-
City of Petersburg, Precinct 1	-	-	-	-	-	-	-	-	-
Ash Township, Precinct 1	-	-	-	-	-	-	-	-	-
Ash Township, Precinct 2	-	-	-	-	-	-	-	-	-
Ash Township, Precinct 3	-	-	-	-	-	-	-	-	-
Bedford Township, Precinct 1	-	-	-	-	-	-	-	-	-
Bedford Township, Precinct 2	-	-	-	-	-	-	-	-	-
Bedford Township, Precinct 3	-	-	-	-	-	-	-	-	-
Bedford Township, Precinct 4	-	-	-	-	-	-	-	-	-
Bedford Township, Precinct 5	-	-	-	-	-	-	-	-	-
Bedford Township, Precinct 6	-	-	-	-	-	-	-	-	-
Bedford Township, Precinct 7	-	-	-	-	-	-	-	-	-
Bedford Township, Precinct 8	-	-	-	-	-	-	-	-	-
Bedford Township, Precinct 9	-	-	-	-	-	-	-	-	-
Bedford Township, Precinct 10	1215	4	337	67	19.88%	74	21.96%	52	15.43%
Bedford Township, Precinct 11	-	-	-	-	-	-	-	-	-
Bedford Township, Precinct 12	-	-	-	-	-	-	-	-	-
Bedford Township, Precinct 13	-	-	-	-	-	-	-	-	-
Bedford Township, Precinct 14	-	-	-	-	-	-	-	-	-
Berlin Township, Precinct 1	-	-	-	-	-	-	-	-	-
Berlin Township, Precinct 2	-	-	-	-	-	-	-	-	-
Berlin Township, Precinct 3	-	-	-	-	-	-	-	-	-
Berlin Township, Precinct 4	-	-	-	-	-	-	-	-	-
Dundee Township, Precinct 1	-	-	-	-	-	-	-	-	-
Dundee Township, Precinct 2	-	-	-	-	-	-	-	-	-
Dundee Township, Precinct 3	-	-	-	-	-	-	-	-	-
Erie Township, Precinct 1	-	-	-	-	-	-	-	-	-
Erie Township, Precinct 2	-	-	-	-	-	-	-	-	-
Exeter Township, Precinct 1	-	-	-	-	-	-	-	-	-
Exeter Township, Precinct 2	-	-	-	-	-	-	-	-	-
Frenchtown Township, Precinct 1	-	-	-	-	-	-	-	-	-
Frenchtown Township, Precinct 2	-	-	-	-	-	-	-	-	-
Frenchtown Township, Precinct 3	-	-	-	-	-	-	-	-	-
Frenchtown Township, Precinct 4	-	-	-	-	-	-	-	-	-
Frenchtown Township, Precinct 5	-	-	-	-	-	-	-	-	-
Frenchtown Township, Precinct 6	-	-	-	-	-	-	-	-	-
Frenchtown Township, Precinct 7	-	-	-	-	-	-	-	-	-
Frenchtown Township, Precinct 8	-	-	-	-	-	-	-	-	-
Frenchtown Township, Precinct 9	-	-	-	-	-	-	-	-	-
Ida Township, Precinct 1	-	-	-	-	-	-	-	-	-
Ida Township, Precinct 2	-	-	-	-	-	-	-	-	-
LaSalle Township, Precinct 1	-	-	-	-	-	-	-	-	-
LaSalle Township, Precinct 2	-	-	-	-	-	-	-	-	-
London Township, Precinct 1	-	-	-	-	-	-	-	-	-
Milan Township, Precinct 1	-	-	-	-	-	-	-	-	-
Monroe Charter Township, Precinct 1	-	-	-	-	-	-	-	-	-
Monroe Charter Township, Precinct 2	-	-	-	-	-	-	-	-	-
Monroe Charter Township, Precinct 3	-	-	-	-	-	-	-	-	-
Monroe Charter Township, Precinct 4	-	-	-	-	-	-	-	-	-
Monroe Charter Township, Precinct 5	-	-	-	-	-	-	-	-	-
Monroe Charter Township, Precinct 6	-	-	-	-	-	-	-	-	-

Statement of Votes Cast
Monroe County
August 2010
SOVC For Jurisdiction Wide, All Counters, All Races
Official results

	Bedford Township 10								
	Reg. Voters	Vote For	Total Votes	Bethany Armentrout (REP)		Johanna Armentrout (REP)		Micah Armentrout (REP)	
Raisinville Township, Precinct 1	-	-	-	-	-	-	-	-	-
Raisinville Township, Precinct 2	-	-	-	-	-	-	-	-	-
Summerfield Township, Precinct 1	-	-	-	-	-	-	-	-	-
Whiteford Township, Precinct 1	-	-	-	-	-	-	-	-	-
Whiteford Township, Precinct 2	-	-	-	-	-	-	-	-	-
Total	1215	4	337	67	19.88%	74	21.96%	52	15.43%

Statement of Votes Cast
Monroe County
August 2010
SOVC For Jurisdiction Wide, All Counters, All Races
Official results

	Bedford Township 10					
	Bob Stammer (REP)		Lori Ann Stammer (REP)		Write-In Votes	
Jurisdiction Wide						
City of Luna Pier, Precinct 1	-	-	-	-	-	-
City of Milan, Precinct 1	-	-	-	-	-	-
City of Monroe, Precinct 1	-	-	-	-	-	-
City of Monroe, Precinct 2	-	-	-	-	-	-
City of Monroe, Precinct 3N	-	-	-	-	-	-
City of Monroe, Precinct 3S	-	-	-	-	-	-
City of Monroe, Precinct 4	-	-	-	-	-	-
City of Monroe, Precinct 5	-	-	-	-	-	-
City of Monroe, Precinct 6	-	-	-	-	-	-
City of Petersburg, Precinct 1	-	-	-	-	-	-
Ash Township, Precinct 1	-	-	-	-	-	-
Ash Township, Precinct 2	-	-	-	-	-	-
Ash Township, Precinct 3	-	-	-	-	-	-
Bedford Township, Precinct 1	-	-	-	-	-	-
Bedford Township, Precinct 2	-	-	-	-	-	-
Bedford Township, Precinct 3	-	-	-	-	-	-
Bedford Township, Precinct 4	-	-	-	-	-	-
Bedford Township, Precinct 5	-	-	-	-	-	-
Bedford Township, Precinct 6	-	-	-	-	-	-
Bedford Township, Precinct 7	-	-	-	-	-	-
Bedford Township, Precinct 8	-	-	-	-	-	-
Bedford Township, Precinct 9	-	-	-	-	-	-
Bedford Township, Precinct 10	80	23.74%	64	18.99%	0	0.00%
Bedford Township, Precinct 11	-	-	-	-	-	-
Bedford Township, Precinct 12	-	-	-	-	-	-
Bedford Township, Precinct 13	-	-	-	-	-	-
Bedford Township, Precinct 14	-	-	-	-	-	-
Berlin Township, Precinct 1	-	-	-	-	-	-
Berlin Township, Precinct 2	-	-	-	-	-	-
Berlin Township, Precinct 3	-	-	-	-	-	-
Berlin Township, Precinct 4	-	-	-	-	-	-
Dundee Township, Precinct 1	-	-	-	-	-	-
Dundee Township, Precinct 2	-	-	-	-	-	-
Dundee Township, Precinct 3	-	-	-	-	-	-
Erie Township, Precinct 1	-	-	-	-	-	-
Erie Township, Precinct 2	-	-	-	-	-	-
Exeter Township, Precinct 1	-	-	-	-	-	-
Exeter Township, Precinct 2	-	-	-	-	-	-
Frenchtown Township, Precinct 1	-	-	-	-	-	-
Frenchtown Township, Precinct 2	-	-	-	-	-	-
Frenchtown Township, Precinct 3	-	-	-	-	-	-
Frenchtown Township, Precinct 4	-	-	-	-	-	-
Frenchtown Township, Precinct 5	-	-	-	-	-	-
Frenchtown Township, Precinct 6	-	-	-	-	-	-
Frenchtown Township, Precinct 7	-	-	-	-	-	-
Frenchtown Township, Precinct 8	-	-	-	-	-	-
Frenchtown Township, Precinct 9	-	-	-	-	-	-
Ida Township, Precinct 1	-	-	-	-	-	-
Ida Township, Precinct 2	-	-	-	-	-	-
LaSalle Township, Precinct 1	-	-	-	-	-	-
LaSalle Township, Precinct 2	-	-	-	-	-	-
London Township, Precinct 1	-	-	-	-	-	-
Milan Township, Precinct 1	-	-	-	-	-	-
Monroe Charter Township, Precinct 1	-	-	-	-	-	-
Monroe Charter Township, Precinct 2	-	-	-	-	-	-
Monroe Charter Township, Precinct 3	-	-	-	-	-	-
Monroe Charter Township, Precinct 4	-	-	-	-	-	-
Monroe Charter Township, Precinct 5	-	-	-	-	-	-
Monroe Charter Township, Precinct 6	-	-	-	-	-	-

Statement of Votes Cast
Monroe County
August 2010
SOVC For Jurisdiction Wide, All Counters, All Races
Official results

	Bedford Township 10					
	Bob Stammer (REP)		Lori Ann Stammer (REP)		Write-In Votes	
Raisinville Township, Precinct 1	-	-	-	-	-	-
Raisinville Township, Precinct 2	-	-	-	-	-	-
Summerfield Township, Precinct 1	-	-	-	-	-	-
Whiteford Township, Precinct 1	-	-	-	-	-	-
Whiteford Township, Precinct 2	-	-	-	-	-	-
Total	80	23.74%	64	18.99%	0	0.00%

Statement of Votes Cast
Monroe County
August 2010
SOVC For Jurisdiction Wide, All Counters, All Races
Official results

	Bedford Township 11								
	Reg. Voters	Vote For	Total Votes	Jerry Boudreau (REP)		Dorothy Louise Krejc (REP)		Randy Lee Meyer (REP)	
Jurisdiction Wide									
City of Luna Pier, Precinct 1	-	-	-	-	-	-	-	-	-
City of Milan, Precinct 1	-	-	-	-	-	-	-	-	-
City of Monroe, Precinct 1	-	-	-	-	-	-	-	-	-
City of Monroe, Precinct 2	-	-	-	-	-	-	-	-	-
City of Monroe, Precinct 3N	-	-	-	-	-	-	-	-	-
City of Monroe, Precinct 3S	-	-	-	-	-	-	-	-	-
City of Monroe, Precinct 4	-	-	-	-	-	-	-	-	-
City of Monroe, Precinct 5	-	-	-	-	-	-	-	-	-
City of Monroe, Precinct 6	-	-	-	-	-	-	-	-	-
City of Petersburg, Precinct 1	-	-	-	-	-	-	-	-	-
Ash Township, Precinct 1	-	-	-	-	-	-	-	-	-
Ash Township, Precinct 2	-	-	-	-	-	-	-	-	-
Ash Township, Precinct 3	-	-	-	-	-	-	-	-	-
Bedford Township, Precinct 1	-	-	-	-	-	-	-	-	-
Bedford Township, Precinct 2	-	-	-	-	-	-	-	-	-
Bedford Township, Precinct 3	-	-	-	-	-	-	-	-	-
Bedford Township, Precinct 4	-	-	-	-	-	-	-	-	-
Bedford Township, Precinct 5	-	-	-	-	-	-	-	-	-
Bedford Township, Precinct 6	-	-	-	-	-	-	-	-	-
Bedford Township, Precinct 7	-	-	-	-	-	-	-	-	-
Bedford Township, Precinct 8	-	-	-	-	-	-	-	-	-
Bedford Township, Precinct 9	-	-	-	-	-	-	-	-	-
Bedford Township, Precinct 10	-	-	-	-	-	-	-	-	-
Bedford Township, Precinct 11	2091	6	336	116	34.52%	106	31.55%	113	33.63%
Bedford Township, Precinct 12	-	-	-	-	-	-	-	-	-
Bedford Township, Precinct 13	-	-	-	-	-	-	-	-	-
Bedford Township, Precinct 14	-	-	-	-	-	-	-	-	-
Berlin Township, Precinct 1	-	-	-	-	-	-	-	-	-
Berlin Township, Precinct 2	-	-	-	-	-	-	-	-	-
Berlin Township, Precinct 3	-	-	-	-	-	-	-	-	-
Berlin Township, Precinct 4	-	-	-	-	-	-	-	-	-
Dundee Township, Precinct 1	-	-	-	-	-	-	-	-	-
Dundee Township, Precinct 2	-	-	-	-	-	-	-	-	-
Dundee Township, Precinct 3	-	-	-	-	-	-	-	-	-
Erie Township, Precinct 1	-	-	-	-	-	-	-	-	-
Erie Township, Precinct 2	-	-	-	-	-	-	-	-	-
Exeter Township, Precinct 1	-	-	-	-	-	-	-	-	-
Exeter Township, Precinct 2	-	-	-	-	-	-	-	-	-
Frenchtown Township, Precinct 1	-	-	-	-	-	-	-	-	-
Frenchtown Township, Precinct 2	-	-	-	-	-	-	-	-	-
Frenchtown Township, Precinct 3	-	-	-	-	-	-	-	-	-
Frenchtown Township, Precinct 4	-	-	-	-	-	-	-	-	-
Frenchtown Township, Precinct 5	-	-	-	-	-	-	-	-	-
Frenchtown Township, Precinct 6	-	-	-	-	-	-	-	-	-
Frenchtown Township, Precinct 7	-	-	-	-	-	-	-	-	-
Frenchtown Township, Precinct 8	-	-	-	-	-	-	-	-	-
Frenchtown Township, Precinct 9	-	-	-	-	-	-	-	-	-
Ida Township, Precinct 1	-	-	-	-	-	-	-	-	-
Ida Township, Precinct 2	-	-	-	-	-	-	-	-	-
LaSalle Township, Precinct 1	-	-	-	-	-	-	-	-	-
LaSalle Township, Precinct 2	-	-	-	-	-	-	-	-	-
London Township, Precinct 1	-	-	-	-	-	-	-	-	-
Milan Township, Precinct 1	-	-	-	-	-	-	-	-	-
Monroe Charter Township, Precinct 1	-	-	-	-	-	-	-	-	-
Monroe Charter Township, Precinct 2	-	-	-	-	-	-	-	-	-
Monroe Charter Township, Precinct 3	-	-	-	-	-	-	-	-	-
Monroe Charter Township, Precinct 4	-	-	-	-	-	-	-	-	-
Monroe Charter Township, Precinct 5	-	-	-	-	-	-	-	-	-
Monroe Charter Township, Precinct 6	-	-	-	-	-	-	-	-	-

Statement of Votes Cast
Monroe County
August 2010
SOVC For Jurisdiction Wide, All Counters, All Races
Official results

	Bedford Township 11								
	Reg. Voters	Vote For	Total Votes	Jerry Boudreau (REP)		Dorothy Louise Krejc (REP)		Randy Lee Meyer (REP)	
Raisinville Township, Precinct 1	-	-	-	-	-	-	-	-	-
Raisinville Township, Precinct 2	-	-	-	-	-	-	-	-	-
Summerfield Township, Precinct 1	-	-	-	-	-	-	-	-	-
Whiteford Township, Precinct 1	-	-	-	-	-	-	-	-	-
Whiteford Township, Precinct 2	-	-	-	-	-	-	-	-	-
Total	2091	6	336	116	34.52%	106	31.55%	113	33.63%

Statement of Votes Cast
Monroe County
August 2010
SOVC For Jurisdiction Wide, All Counters, All Races
Official results

	Bedford Township 11	
	Write-In Votes	
Jurisdiction Wide		
City of Luna Pier, Precinct 1	-	-
City of Milan, Precinct 1	-	-
City of Monroe, Precinct 1	-	-
City of Monroe, Precinct 2	-	-
City of Monroe, Precinct 3N	-	-
City of Monroe, Precinct 3S	-	-
City of Monroe, Precinct 4	-	-
City of Monroe, Precinct 5	-	-
City of Monroe, Precinct 6	-	-
City of Petersburg, Precinct 1	-	-
Ash Township, Precinct 1	-	-
Ash Township, Precinct 2	-	-
Ash Township, Precinct 3	-	-
Bedford Township, Precinct 1	-	-
Bedford Township, Precinct 2	-	-
Bedford Township, Precinct 3	-	-
Bedford Township, Precinct 4	-	-
Bedford Township, Precinct 5	-	-
Bedford Township, Precinct 6	-	-
Bedford Township, Precinct 7	-	-
Bedford Township, Precinct 8	-	-
Bedford Township, Precinct 9	-	-
Bedford Township, Precinct 10	-	-
Bedford Township, Precinct 11	1	0.30%
Bedford Township, Precinct 12	-	-
Bedford Township, Precinct 13	-	-
Bedford Township, Precinct 14	-	-
Berlin Township, Precinct 1	-	-
Berlin Township, Precinct 2	-	-
Berlin Township, Precinct 3	-	-
Berlin Township, Precinct 4	-	-
Dundee Township, Precinct 1	-	-
Dundee Township, Precinct 2	-	-
Dundee Township, Precinct 3	-	-
Erie Township, Precinct 1	-	-
Erie Township, Precinct 2	-	-
Exeter Township, Precinct 1	-	-
Exeter Township, Precinct 2	-	-
Frenchtown Township, Precinct 1	-	-
Frenchtown Township, Precinct 2	-	-
Frenchtown Township, Precinct 3	-	-
Frenchtown Township, Precinct 4	-	-
Frenchtown Township, Precinct 5	-	-
Frenchtown Township, Precinct 6	-	-
Frenchtown Township, Precinct 7	-	-
Frenchtown Township, Precinct 8	-	-
Frenchtown Township, Precinct 9	-	-
Ida Township, Precinct 1	-	-
Ida Township, Precinct 2	-	-
LaSalle Township, Precinct 1	-	-
LaSalle Township, Precinct 2	-	-
London Township, Precinct 1	-	-
Milan Township, Precinct 1	-	-
Monroe Charter Township, Precinct 1	-	-
Monroe Charter Township, Precinct 2	-	-
Monroe Charter Township, Precinct 3	-	-
Monroe Charter Township, Precinct 4	-	-
Monroe Charter Township, Precinct 5	-	-
Monroe Charter Township, Precinct 6	-	-

WRITE IN

DARLENE LYNN DOTSON - 0

MARY ARLENE TOYNE - 1

Statement of Votes Cast
Monroe County
August 2010
SOVC For Jurisdiction Wide, All Counters, All Races
Official results

	Bedford Township 11 Write-In Votes	
Raisinville Township, Precinct 1	-	-
Raisinville Township, Precinct 2	-	-
Summerfield Township, Precinct 1	-	-
Whiteford Township, Precinct 1	-	-
Whiteford Township, Precinct 2	-	-
Total	1	0.30%

Statement of Votes Cast
Monroe County
August 2010
SOVC For Jurisdiction Wide, All Counters, All Races
Official results

	Bedford Township 12								
	Reg. Voters	Vote For	Total Votes	Steven R. Lennex (REP)		David J. Pienta (REP)		Dottie Pienta (REP)	
Jurisdiction Wide									
City of Luna Pier, Precinct 1	-	-	-	-	-	-	-	-	-
City of Milan, Precinct 1	-	-	-	-	-	-	-	-	-
City of Monroe, Precinct 1	-	-	-	-	-	-	-	-	-
City of Monroe, Precinct 2	-	-	-	-	-	-	-	-	-
City of Monroe, Precinct 3N	-	-	-	-	-	-	-	-	-
City of Monroe, Precinct 3S	-	-	-	-	-	-	-	-	-
City of Monroe, Precinct 4	-	-	-	-	-	-	-	-	-
City of Monroe, Precinct 5	-	-	-	-	-	-	-	-	-
City of Monroe, Precinct 6	-	-	-	-	-	-	-	-	-
City of Petersburg, Precinct 1	-	-	-	-	-	-	-	-	-
Ash Township, Precinct 1	-	-	-	-	-	-	-	-	-
Ash Township, Precinct 2	-	-	-	-	-	-	-	-	-
Ash Township, Precinct 3	-	-	-	-	-	-	-	-	-
Bedford Township, Precinct 1	-	-	-	-	-	-	-	-	-
Bedford Township, Precinct 2	-	-	-	-	-	-	-	-	-
Bedford Township, Precinct 3	-	-	-	-	-	-	-	-	-
Bedford Township, Precinct 4	-	-	-	-	-	-	-	-	-
Bedford Township, Precinct 5	-	-	-	-	-	-	-	-	-
Bedford Township, Precinct 6	-	-	-	-	-	-	-	-	-
Bedford Township, Precinct 7	-	-	-	-	-	-	-	-	-
Bedford Township, Precinct 8	-	-	-	-	-	-	-	-	-
Bedford Township, Precinct 9	-	-	-	-	-	-	-	-	-
Bedford Township, Precinct 10	-	-	-	-	-	-	-	-	-
Bedford Township, Precinct 11	-	-	-	-	-	-	-	-	-
Bedford Township, Precinct 12	1368	4	450	95	21.11%	82	18.22%	75	16.67%
Bedford Township, Precinct 13	-	-	-	-	-	-	-	-	-
Bedford Township, Precinct 14	-	-	-	-	-	-	-	-	-
Berlin Township, Precinct 1	-	-	-	-	-	-	-	-	-
Berlin Township, Precinct 2	-	-	-	-	-	-	-	-	-
Berlin Township, Precinct 3	-	-	-	-	-	-	-	-	-
Berlin Township, Precinct 4	-	-	-	-	-	-	-	-	-
Dundee Township, Precinct 1	-	-	-	-	-	-	-	-	-
Dundee Township, Precinct 2	-	-	-	-	-	-	-	-	-
Dundee Township, Precinct 3	-	-	-	-	-	-	-	-	-
Erie Township, Precinct 1	-	-	-	-	-	-	-	-	-
Erie Township, Precinct 2	-	-	-	-	-	-	-	-	-
Exeter Township, Precinct 1	-	-	-	-	-	-	-	-	-
Exeter Township, Precinct 2	-	-	-	-	-	-	-	-	-
Frenchtown Township, Precinct 1	-	-	-	-	-	-	-	-	-
Frenchtown Township, Precinct 2	-	-	-	-	-	-	-	-	-
Frenchtown Township, Precinct 3	-	-	-	-	-	-	-	-	-
Frenchtown Township, Precinct 4	-	-	-	-	-	-	-	-	-
Frenchtown Township, Precinct 5	-	-	-	-	-	-	-	-	-
Frenchtown Township, Precinct 6	-	-	-	-	-	-	-	-	-
Frenchtown Township, Precinct 7	-	-	-	-	-	-	-	-	-
Frenchtown Township, Precinct 8	-	-	-	-	-	-	-	-	-
Frenchtown Township, Precinct 9	-	-	-	-	-	-	-	-	-
Ida Township, Precinct 1	-	-	-	-	-	-	-	-	-
Ida Township, Precinct 2	-	-	-	-	-	-	-	-	-
LaSalle Township, Precinct 1	-	-	-	-	-	-	-	-	-
LaSalle Township, Precinct 2	-	-	-	-	-	-	-	-	-
London Township, Precinct 1	-	-	-	-	-	-	-	-	-
Milan Township, Precinct 1	-	-	-	-	-	-	-	-	-
Monroe Charter Township, Precinct 1	-	-	-	-	-	-	-	-	-
Monroe Charter Township, Precinct 2	-	-	-	-	-	-	-	-	-
Monroe Charter Township, Precinct 3	-	-	-	-	-	-	-	-	-
Monroe Charter Township, Precinct 4	-	-	-	-	-	-	-	-	-
Monroe Charter Township, Precinct 5	-	-	-	-	-	-	-	-	-
Monroe Charter Township, Precinct 6	-	-	-	-	-	-	-	-	-

Statement of Votes Cast
Monroe County
August 2010
SOVC For Jurisdiction Wide, All Counters, All Races
Official results

	Bedford Township 12								
	Reg. Voters	Vote For	Total Votes	Steven R. Lennex (REP)		David J. Pienta (REP)		Dottie Pienta (REP)	
Raisinville Township, Precinct 1	-	-	-	-	-	-	-	-	-
Raisinville Township, Precinct 2	-	-	-	-	-	-	-	-	-
Summerfield Township, Precinct 1	-	-	-	-	-	-	-	-	-
Whiteford Township, Precinct 1	-	-	-	-	-	-	-	-	-
Whiteford Township, Precinct 2	-	-	-	-	-	-	-	-	-
Total	1368	4	450	95	21.11%	82	18.22%	75	16.67%

Statement of Votes Cast
Monroe County
August 2010
SOVC For Jurisdiction Wide, All Counters, All Races
Official results

	Bedford Township 12					
	Mark K. Smith (REP)		Mary Kay Thayer (REP)		Write-In Votes	
Jurisdiction Wide						
City of Luna Pier, Precinct 1	-	-	-	-	-	-
City of Milan, Precinct 1	-	-	-	-	-	-
City of Monroe, Precinct 1	-	-	-	-	-	-
City of Monroe, Precinct 2	-	-	-	-	-	-
City of Monroe, Precinct 3N	-	-	-	-	-	-
City of Monroe, Precinct 3S	-	-	-	-	-	-
City of Monroe, Precinct 4	-	-	-	-	-	-
City of Monroe, Precinct 5	-	-	-	-	-	-
City of Monroe, Precinct 6	-	-	-	-	-	-
City of Petersburg, Precinct 1	-	-	-	-	-	-
Ash Township, Precinct 1	-	-	-	-	-	-
Ash Township, Precinct 2	-	-	-	-	-	-
Ash Township, Precinct 3	-	-	-	-	-	-
Bedford Township, Precinct 1	-	-	-	-	-	-
Bedford Township, Precinct 2	-	-	-	-	-	-
Bedford Township, Precinct 3	-	-	-	-	-	-
Bedford Township, Precinct 4	-	-	-	-	-	-
Bedford Township, Precinct 5	-	-	-	-	-	-
Bedford Township, Precinct 6	-	-	-	-	-	-
Bedford Township, Precinct 7	-	-	-	-	-	-
Bedford Township, Precinct 8	-	-	-	-	-	-
Bedford Township, Precinct 9	-	-	-	-	-	-
Bedford Township, Precinct 10	-	-	-	-	-	-
Bedford Township, Precinct 11	-	-	-	-	-	-
Bedford Township, Precinct 12	83	18.44%	113	25.11%	2	0.44%
Bedford Township, Precinct 13	-	-	-	-	-	-
Bedford Township, Precinct 14	-	-	-	-	-	-
Berlin Township, Precinct 1	-	-	-	-	-	-
Berlin Township, Precinct 2	-	-	-	-	-	-
Berlin Township, Precinct 3	-	-	-	-	-	-
Berlin Township, Precinct 4	-	-	-	-	-	-
Dundee Township, Precinct 1	-	-	-	-	-	-
Dundee Township, Precinct 2	-	-	-	-	-	-
Dundee Township, Precinct 3	-	-	-	-	-	-
Erie Township, Precinct 1	-	-	-	-	-	-
Erie Township, Precinct 2	-	-	-	-	-	-
Exeter Township, Precinct 1	-	-	-	-	-	-
Exeter Township, Precinct 2	-	-	-	-	-	-
Frenchtown Township, Precinct 1	-	-	-	-	-	-
Frenchtown Township, Precinct 2	-	-	-	-	-	-
Frenchtown Township, Precinct 3	-	-	-	-	-	-
Frenchtown Township, Precinct 4	-	-	-	-	-	-
Frenchtown Township, Precinct 5	-	-	-	-	-	-
Frenchtown Township, Precinct 6	-	-	-	-	-	-
Frenchtown Township, Precinct 7	-	-	-	-	-	-
Frenchtown Township, Precinct 8	-	-	-	-	-	-
Frenchtown Township, Precinct 9	-	-	-	-	-	-
Ida Township, Precinct 1	-	-	-	-	-	-
Ida Township, Precinct 2	-	-	-	-	-	-
LaSalle Township, Precinct 1	-	-	-	-	-	-
LaSalle Township, Precinct 2	-	-	-	-	-	-
London Township, Precinct 1	-	-	-	-	-	-
Milan Township, Precinct 1	-	-	-	-	-	-
Monroe Charter Township, Precinct 1	-	-	-	-	-	-
Monroe Charter Township, Precinct 2	-	-	-	-	-	-
Monroe Charter Township, Precinct 3	-	-	-	-	-	-
Monroe Charter Township, Precinct 4	-	-	-	-	-	-
Monroe Charter Township, Precinct 5	-	-	-	-	-	-
Monroe Charter Township, Precinct 6	-	-	-	-	-	-

Statement of Votes Cast
Monroe County
August 2010
SOVC For Jurisdiction Wide, All Counters, All Races
Official results

	Bedford Township 12					
	Mark K. Smith (REP)		Mary Kay Thayer (REP)		Write-In Votes	
Raisinville Township, Precinct 1	-	-	-	-	-	-
Raisinville Township, Precinct 2	-	-	-	-	-	-
Summerfield Township, Precinct 1	-	-	-	-	-	-
Whiteford Township, Precinct 1	-	-	-	-	-	-
Whiteford Township, Precinct 2	-	-	-	-	-	-
Total	83	18.44%	113	25.11%	2	0.44%

Statement of Votes Cast
Monroe County
August 2010
SOVC For Jurisdiction Wide, All Counters, All Races
Official results

	Bedford Township 13				
	Reg. Voters	Vote For	Total Votes	Write-In Votes	
Jurisdiction Wide					
City of Luna Pier, Precinct 1	-	-	-	-	-
City of Milan, Precinct 1	-	-	-	-	-
City of Monroe, Precinct 1	-	-	-	-	-
City of Monroe, Precinct 2	-	-	-	-	-
City of Monroe, Precinct 3N	-	-	-	-	-
City of Monroe, Precinct 3S	-	-	-	-	-
City of Monroe, Precinct 4	-	-	-	-	-
City of Monroe, Precinct 5	-	-	-	-	-
City of Monroe, Precinct 6	-	-	-	-	-
City of Petersburg, Precinct 1	-	-	-	-	-
Ash Township, Precinct 1	-	-	-	-	-
Ash Township, Precinct 2	-	-	-	-	-
Ash Township, Precinct 3	-	-	-	-	-
Bedford Township, Precinct 1	-	-	-	-	-
Bedford Township, Precinct 2	-	-	-	-	-
Bedford Township, Precinct 3	-	-	-	-	-
Bedford Township, Precinct 4	-	-	-	-	-
Bedford Township, Precinct 5	-	-	-	-	-
Bedford Township, Precinct 6	-	-	-	-	-
Bedford Township, Precinct 7	-	-	-	-	-
Bedford Township, Precinct 8	-	-	-	-	-
Bedford Township, Precinct 9	-	-	-	-	-
Bedford Township, Precinct 10	-	-	-	-	-
Bedford Township, Precinct 11	-	-	-	-	-
Bedford Township, Precinct 12	-	-	-	-	-
Bedford Township, Precinct 13	1624	4	12	12	100.00%
Bedford Township, Precinct 14	-	-	-	-	-
Berlin Township, Precinct 1	-	-	-	-	-
Berlin Township, Precinct 2	-	-	-	-	-
Berlin Township, Precinct 3	-	-	-	-	-
Berlin Township, Precinct 4	-	-	-	-	-
Dundee Township, Precinct 1	-	-	-	-	-
Dundee Township, Precinct 2	-	-	-	-	-
Dundee Township, Precinct 3	-	-	-	-	-
Erie Township, Precinct 1	-	-	-	-	-
Erie Township, Precinct 2	-	-	-	-	-
Exeter Township, Precinct 1	-	-	-	-	-
Exeter Township, Precinct 2	-	-	-	-	-
Frenchtown Township, Precinct 1	-	-	-	-	-
Frenchtown Township, Precinct 2	-	-	-	-	-
Frenchtown Township, Precinct 3	-	-	-	-	-
Frenchtown Township, Precinct 4	-	-	-	-	-
Frenchtown Township, Precinct 5	-	-	-	-	-
Frenchtown Township, Precinct 6	-	-	-	-	-
Frenchtown Township, Precinct 7	-	-	-	-	-
Frenchtown Township, Precinct 8	-	-	-	-	-
Frenchtown Township, Precinct 9	-	-	-	-	-
Ida Township, Precinct 1	-	-	-	-	-
Ida Township, Precinct 2	-	-	-	-	-
LaSalle Township, Precinct 1	-	-	-	-	-
LaSalle Township, Precinct 2	-	-	-	-	-
London Township, Precinct 1	-	-	-	-	-
Milan Township, Precinct 1	-	-	-	-	-
Monroe Charter Township, Precinct 1	-	-	-	-	-
Monroe Charter Township, Precinct 2	-	-	-	-	-
Monroe Charter Township, Precinct 3	-	-	-	-	-
Monroe Charter Township, Precinct 4	-	-	-	-	-
Monroe Charter Township, Precinct 5	-	-	-	-	-
Monroe Charter Township, Precinct 6	-	-	-	-	-

Statement of Votes Cast
Monroe County
August 2010
SOVC For Jurisdiction Wide, All Counters, All Races
Official results

	Bedford Township 13				
	Reg. Voters	Vote For	Total Votes	Write-In Votes	
Raisinville Township, Precinct 1	-	-	-	-	-
Raisinville Township, Precinct 2	-	-	-	-	-
Summerfield Township, Precinct 1	-	-	-	-	-
Whiteford Township, Precinct 1	-	-	-	-	-
Whiteford Township, Precinct 2	-	-	-	-	-
Total	1624	4	12	12	100.00%

Statement of Votes Cast
Monroe County
August 2010
SOVC For Jurisdiction Wide, All Counters, All Races
Official results

	Bedford Township 14						
	Reg. Voters	Vote For	Total Votes	Rick Steiner (REP)		Write-In Votes	
Jurisdiction Wide							
City of Luna Pier, Precinct 1	-	-	-	-	-	-	-
City of Milan, Precinct 1	-	-	-	-	-	-	-
City of Monroe, Precinct 1	-	-	-	-	-	-	-
City of Monroe, Precinct 2	-	-	-	-	-	-	-
City of Monroe, Precinct 3N	-	-	-	-	-	-	-
City of Monroe, Precinct 3S	-	-	-	-	-	-	-
City of Monroe, Precinct 4	-	-	-	-	-	-	-
City of Monroe, Precinct 5	-	-	-	-	-	-	-
City of Monroe, Precinct 6	-	-	-	-	-	-	-
City of Petersburg, Precinct 1	-	-	-	-	-	-	-
Ash Township, Precinct 1	-	-	-	-	-	-	-
Ash Township, Precinct 2	-	-	-	-	-	-	-
Ash Township, Precinct 3	-	-	-	-	-	-	-
Bedford Township, Precinct 1	-	-	-	-	-	-	-
Bedford Township, Precinct 2	-	-	-	-	-	-	-
Bedford Township, Precinct 3	-	-	-	-	-	-	-
Bedford Township, Precinct 4	-	-	-	-	-	-	-
Bedford Township, Precinct 5	-	-	-	-	-	-	-
Bedford Township, Precinct 6	-	-	-	-	-	-	-
Bedford Township, Precinct 7	-	-	-	-	-	-	-
Bedford Township, Precinct 8	-	-	-	-	-	-	-
Bedford Township, Precinct 9	-	-	-	-	-	-	-
Bedford Township, Precinct 10	-	-	-	-	-	-	-
Bedford Township, Precinct 11	-	-	-	-	-	-	-
Bedford Township, Precinct 12	-	-	-	-	-	-	-
Bedford Township, Precinct 13	-	-	-	-	-	-	-
Bedford Township, Precinct 14	1714	3	46	45	97.83%	1	2.17%
Berlin Township, Precinct 1	-	-	-	-	-	-	-
Berlin Township, Precinct 2	-	-	-	-	-	-	-
Berlin Township, Precinct 3	-	-	-	-	-	-	-
Berlin Township, Precinct 4	-	-	-	-	-	-	-
Dundee Township, Precinct 1	-	-	-	-	-	-	-
Dundee Township, Precinct 2	-	-	-	-	-	-	-
Dundee Township, Precinct 3	-	-	-	-	-	-	-
Erie Township, Precinct 1	-	-	-	-	-	-	-
Erie Township, Precinct 2	-	-	-	-	-	-	-
Exeter Township, Precinct 1	-	-	-	-	-	-	-
Exeter Township, Precinct 2	-	-	-	-	-	-	-
Frenchtown Township, Precinct 1	-	-	-	-	-	-	-
Frenchtown Township, Precinct 2	-	-	-	-	-	-	-
Frenchtown Township, Precinct 3	-	-	-	-	-	-	-
Frenchtown Township, Precinct 4	-	-	-	-	-	-	-
Frenchtown Township, Precinct 5	-	-	-	-	-	-	-
Frenchtown Township, Precinct 6	-	-	-	-	-	-	-
Frenchtown Township, Precinct 7	-	-	-	-	-	-	-
Frenchtown Township, Precinct 8	-	-	-	-	-	-	-
Frenchtown Township, Precinct 9	-	-	-	-	-	-	-
Ida Township, Precinct 1	-	-	-	-	-	-	-
Ida Township, Precinct 2	-	-	-	-	-	-	-
LaSalle Township, Precinct 1	-	-	-	-	-	-	-
LaSalle Township, Precinct 2	-	-	-	-	-	-	-
London Township, Precinct 1	-	-	-	-	-	-	-
Milan Township, Precinct 1	-	-	-	-	-	-	-
Monroe Charter Township, Precinct 1	-	-	-	-	-	-	-
Monroe Charter Township, Precinct 2	-	-	-	-	-	-	-
Monroe Charter Township, Precinct 3	-	-	-	-	-	-	-
Monroe Charter Township, Precinct 4	-	-	-	-	-	-	-
Monroe Charter Township, Precinct 5	-	-	-	-	-	-	-
Monroe Charter Township, Precinct 6	-	-	-	-	-	-	-

Statement of Votes Cast
Monroe County
August 2010
SOVC For Jurisdiction Wide, All Counters, All Races
Official results

Bedford Township 14

	Reg. Voters	Vote For	Total Votes	Rick Steiner (REP)		Write-In Votes	
Raisinville Township, Precinct 1	-	-	-	-	-	-	-
Raisinville Township, Precinct 2	-	-	-	-	-	-	-
Summerfield Township, Precinct 1	-	-	-	-	-	-	-
Whiteford Township, Precinct 1	-	-	-	-	-	-	-
Whiteford Township, Precinct 2	-	-	-	-	-	-	-
Total	1714	3	46	45	97.83%	1	2.17%

Statement of Votes Cast
Monroe County
August 2010
SOVC For Jurisdiction Wide, All Counters, All Races
Official results

Write In
Nancy C Horsley - 4
Jack A Horsley - 4

	Berlin Township 1				
	Reg. Voters	Vote For	Total Votes	Write-In Votes	
Jurisdiction Wide					
City of Luna Pier, Precinct 1	-	-	-	-	-
City of Milan, Precinct 1	-	-	-	-	-
City of Monroe, Precinct 1	-	-	-	-	-
City of Monroe, Precinct 2	-	-	-	-	-
City of Monroe, Precinct 3N	-	-	-	-	-
City of Monroe, Precinct 3S	-	-	-	-	-
City of Monroe, Precinct 4	-	-	-	-	-
City of Monroe, Precinct 5	-	-	-	-	-
City of Monroe, Precinct 6	-	-	-	-	-
City of Petersburg, Precinct 1	-	-	-	-	-
Ash Township, Precinct 1	-	-	-	-	-
Ash Township, Precinct 2	-	-	-	-	-
Ash Township, Precinct 3	-	-	-	-	-
Bedford Township, Precinct 1	-	-	-	-	-
Bedford Township, Precinct 2	-	-	-	-	-
Bedford Township, Precinct 3	-	-	-	-	-
Bedford Township, Precinct 4	-	-	-	-	-
Bedford Township, Precinct 5	-	-	-	-	-
Bedford Township, Precinct 6	-	-	-	-	-
Bedford Township, Precinct 7	-	-	-	-	-
Bedford Township, Precinct 8	-	-	-	-	-
Bedford Township, Precinct 9	-	-	-	-	-
Bedford Township, Precinct 10	-	-	-	-	-
Bedford Township, Precinct 11	-	-	-	-	-
Bedford Township, Precinct 12	-	-	-	-	-
Bedford Township, Precinct 13	-	-	-	-	-
Bedford Township, Precinct 14	-	-	-	-	-
Berlin Township, Precinct 1	1535	4	13	13	100.00%
Berlin Township, Precinct 2	-	-	-	-	-
Berlin Township, Precinct 3	-	-	-	-	-
Berlin Township, Precinct 4	-	-	-	-	-
Dundee Township, Precinct 1	-	-	-	-	-
Dundee Township, Precinct 2	-	-	-	-	-
Dundee Township, Precinct 3	-	-	-	-	-
Erie Township, Precinct 1	-	-	-	-	-
Erie Township, Precinct 2	-	-	-	-	-
Exeter Township, Precinct 1	-	-	-	-	-
Exeter Township, Precinct 2	-	-	-	-	-
Frenchtown Township, Precinct 1	-	-	-	-	-
Frenchtown Township, Precinct 2	-	-	-	-	-
Frenchtown Township, Precinct 3	-	-	-	-	-
Frenchtown Township, Precinct 4	-	-	-	-	-
Frenchtown Township, Precinct 5	-	-	-	-	-
Frenchtown Township, Precinct 6	-	-	-	-	-
Frenchtown Township, Precinct 7	-	-	-	-	-
Frenchtown Township, Precinct 8	-	-	-	-	-
Frenchtown Township, Precinct 9	-	-	-	-	-
Ida Township, Precinct 1	-	-	-	-	-
Ida Township, Precinct 2	-	-	-	-	-
LaSalle Township, Precinct 1	-	-	-	-	-
LaSalle Township, Precinct 2	-	-	-	-	-
London Township, Precinct 1	-	-	-	-	-
Milan Township, Precinct 1	-	-	-	-	-
Monroe Charter Township, Precinct 1	-	-	-	-	-
Monroe Charter Township, Precinct 2	-	-	-	-	-
Monroe Charter Township, Precinct 3	-	-	-	-	-
Monroe Charter Township, Precinct 4	-	-	-	-	-
Monroe Charter Township, Precinct 5	-	-	-	-	-
Monroe Charter Township, Precinct 6	-	-	-	-	-

Statement of Votes Cast
Monroe County
August 2010
SOVC For Jurisdiction Wide, All Counters, All Races
Official results

	Berlin Township 1				
	Reg. Voters	Vote For	Total Votes	Write-In Votes	
Raisinville Township, Precinct 1	-	-	-	-	-
Raisinville Township, Precinct 2	-	-	-	-	-
Summerfield Township, Precinct 1	-	-	-	-	-
Whiteford Township, Precinct 1	-	-	-	-	-
Whiteford Township, Precinct 2	-	-	-	-	-
Total	1535	4	13	13	100.00%

Statement of Votes Cast
Monroe County
August 2010
SOVC For Jurisdiction Wide, All Counters, All Races
Official results

	Berlin Township 2								
	Reg. Voters	Vote For	Total Votes	James Gill (REP)		Ronald Grose (REP)		Write-In Votes	
Jurisdiction Wide									
City of Luna Pier, Precinct 1	-	-	-	-	-	-	-	-	-
City of Milan, Precinct 1	-	-	-	-	-	-	-	-	-
City of Monroe, Precinct 1	-	-	-	-	-	-	-	-	-
City of Monroe, Precinct 2	-	-	-	-	-	-	-	-	-
City of Monroe, Precinct 3N	-	-	-	-	-	-	-	-	-
City of Monroe, Precinct 3S	-	-	-	-	-	-	-	-	-
City of Monroe, Precinct 4	-	-	-	-	-	-	-	-	-
City of Monroe, Precinct 5	-	-	-	-	-	-	-	-	-
City of Monroe, Precinct 6	-	-	-	-	-	-	-	-	-
City of Petersburg, Precinct 1	-	-	-	-	-	-	-	-	-
Ash Township, Precinct 1	-	-	-	-	-	-	-	-	-
Ash Township, Precinct 2	-	-	-	-	-	-	-	-	-
Ash Township, Precinct 3	-	-	-	-	-	-	-	-	-
Bedford Township, Precinct 1	-	-	-	-	-	-	-	-	-
Bedford Township, Precinct 2	-	-	-	-	-	-	-	-	-
Bedford Township, Precinct 3	-	-	-	-	-	-	-	-	-
Bedford Township, Precinct 4	-	-	-	-	-	-	-	-	-
Bedford Township, Precinct 5	-	-	-	-	-	-	-	-	-
Bedford Township, Precinct 6	-	-	-	-	-	-	-	-	-
Bedford Township, Precinct 7	-	-	-	-	-	-	-	-	-
Bedford Township, Precinct 8	-	-	-	-	-	-	-	-	-
Bedford Township, Precinct 9	-	-	-	-	-	-	-	-	-
Bedford Township, Precinct 10	-	-	-	-	-	-	-	-	-
Bedford Township, Precinct 11	-	-	-	-	-	-	-	-	-
Bedford Township, Precinct 12	-	-	-	-	-	-	-	-	-
Bedford Township, Precinct 13	-	-	-	-	-	-	-	-	-
Bedford Township, Precinct 14	-	-	-	-	-	-	-	-	-
Berlin Township, Precinct 1	-	-	-	-	-	-	-	-	-
Berlin Township, Precinct 2	2440	6	301	151	50.17%	134	44.52%	16	5.32%
Berlin Township, Precinct 3	-	-	-	-	-	-	-	-	-
Berlin Township, Precinct 4	-	-	-	-	-	-	-	-	-
Dundee Township, Precinct 1	-	-	-	-	-	-	-	-	-
Dundee Township, Precinct 2	-	-	-	-	-	-	-	-	-
Dundee Township, Precinct 3	-	-	-	-	-	-	-	-	-
Erie Township, Precinct 1	-	-	-	-	-	-	-	-	-
Erie Township, Precinct 2	-	-	-	-	-	-	-	-	-
Exeter Township, Precinct 1	-	-	-	-	-	-	-	-	-
Exeter Township, Precinct 2	-	-	-	-	-	-	-	-	-
Frenchtown Township, Precinct 1	-	-	-	-	-	-	-	-	-
Frenchtown Township, Precinct 2	-	-	-	-	-	-	-	-	-
Frenchtown Township, Precinct 3	-	-	-	-	-	-	-	-	-
Frenchtown Township, Precinct 4	-	-	-	-	-	-	-	-	-
Frenchtown Township, Precinct 5	-	-	-	-	-	-	-	-	-
Frenchtown Township, Precinct 6	-	-	-	-	-	-	-	-	-
Frenchtown Township, Precinct 7	-	-	-	-	-	-	-	-	-
Frenchtown Township, Precinct 8	-	-	-	-	-	-	-	-	-
Frenchtown Township, Precinct 9	-	-	-	-	-	-	-	-	-
Ida Township, Precinct 1	-	-	-	-	-	-	-	-	-
Ida Township, Precinct 2	-	-	-	-	-	-	-	-	-
LaSalle Township, Precinct 1	-	-	-	-	-	-	-	-	-
LaSalle Township, Precinct 2	-	-	-	-	-	-	-	-	-
London Township, Precinct 1	-	-	-	-	-	-	-	-	-
Milan Township, Precinct 1	-	-	-	-	-	-	-	-	-
Monroe Charter Township, Precinct 1	-	-	-	-	-	-	-	-	-
Monroe Charter Township, Precinct 2	-	-	-	-	-	-	-	-	-
Monroe Charter Township, Precinct 3	-	-	-	-	-	-	-	-	-
Monroe Charter Township, Precinct 4	-	-	-	-	-	-	-	-	-
Monroe Charter Township, Precinct 5	-	-	-	-	-	-	-	-	-
Monroe Charter Township, Precinct 6	-	-	-	-	-	-	-	-	-

Statement of Votes Cast
Monroe County
August 2010
SOVC For Jurisdiction Wide, All Counters, All Races
Official results

	Berlin Township 2								
	Reg. Voters	Vote For	Total Votes	James Gill (REP)		Ronald Grose (REP)		Write-In Votes	
Raisinville Township, Precinct 1	-	-	-	-	-	-	-	-	-
Raisinville Township, Precinct 2	-	-	-	-	-	-	-	-	-
Summerfield Township, Precinct 1	-	-	-	-	-	-	-	-	-
Whiteford Township, Precinct 1	-	-	-	-	-	-	-	-	-
Whiteford Township, Precinct 2	-	-	-	-	-	-	-	-	-
Total	2440	6	301	151	50.17%	134	44.52%	16	5.32%

Sandra Ann Moore - 5
Thomas C Moore Jr - 5

Statement of Votes Cast
Monroe County
August 2010
SOVC For Jurisdiction Wide, All Counters, All Races
Official results

	Berlin Township 3				
	Reg. Voters	Vote For	Total Votes	Write-In Votes	
Jurisdiction Wide					
City of Luna Pier, Precinct 1	-	-	-	-	-
City of Milan, Precinct 1	-	-	-	-	-
City of Monroe, Precinct 1	-	-	-	-	-
City of Monroe, Precinct 2	-	-	-	-	-
City of Monroe, Precinct 3N	-	-	-	-	-
City of Monroe, Precinct 3S	-	-	-	-	-
City of Monroe, Precinct 4	-	-	-	-	-
City of Monroe, Precinct 5	-	-	-	-	-
City of Monroe, Precinct 6	-	-	-	-	-
City of Petersburg, Precinct 1	-	-	-	-	-
Ash Township, Precinct 1	-	-	-	-	-
Ash Township, Precinct 2	-	-	-	-	-
Ash Township, Precinct 3	-	-	-	-	-
Bedford Township, Precinct 1	-	-	-	-	-
Bedford Township, Precinct 2	-	-	-	-	-
Bedford Township, Precinct 3	-	-	-	-	-
Bedford Township, Precinct 4	-	-	-	-	-
Bedford Township, Precinct 5	-	-	-	-	-
Bedford Township, Precinct 6	-	-	-	-	-
Bedford Township, Precinct 7	-	-	-	-	-
Bedford Township, Precinct 8	-	-	-	-	-
Bedford Township, Precinct 9	-	-	-	-	-
Bedford Township, Precinct 10	-	-	-	-	-
Bedford Township, Precinct 11	-	-	-	-	-
Bedford Township, Precinct 12	-	-	-	-	-
Bedford Township, Precinct 13	-	-	-	-	-
Bedford Township, Precinct 14	-	-	-	-	-
Berlin Township, Precinct 1	-	-	-	-	-
Berlin Township, Precinct 2	-	-	-	-	-
Berlin Township, Precinct 3	1203	4	8	8	100.00%
Berlin Township, Precinct 4	-	-	-	-	-
Dundee Township, Precinct 1	-	-	-	-	-
Dundee Township, Precinct 2	-	-	-	-	-
Dundee Township, Precinct 3	-	-	-	-	-
Erie Township, Precinct 1	-	-	-	-	-
Erie Township, Precinct 2	-	-	-	-	-
Exeter Township, Precinct 1	-	-	-	-	-
Exeter Township, Precinct 2	-	-	-	-	-
Frenchtown Township, Precinct 1	-	-	-	-	-
Frenchtown Township, Precinct 2	-	-	-	-	-
Frenchtown Township, Precinct 3	-	-	-	-	-
Frenchtown Township, Precinct 4	-	-	-	-	-
Frenchtown Township, Precinct 5	-	-	-	-	-
Frenchtown Township, Precinct 6	-	-	-	-	-
Frenchtown Township, Precinct 7	-	-	-	-	-
Frenchtown Township, Precinct 8	-	-	-	-	-
Frenchtown Township, Precinct 9	-	-	-	-	-
Ida Township, Precinct 1	-	-	-	-	-
Ida Township, Precinct 2	-	-	-	-	-
LaSalle Township, Precinct 1	-	-	-	-	-
LaSalle Township, Precinct 2	-	-	-	-	-
London Township, Precinct 1	-	-	-	-	-
Milan Township, Precinct 1	-	-	-	-	-
Monroe Charter Township, Precinct 1	-	-	-	-	-
Monroe Charter Township, Precinct 2	-	-	-	-	-
Monroe Charter Township, Precinct 3	-	-	-	-	-
Monroe Charter Township, Precinct 4	-	-	-	-	-
Monroe Charter Township, Precinct 5	-	-	-	-	-
Monroe Charter Township, Precinct 6	-	-	-	-	-

Statement of Votes Cast
Monroe County
August 2010
SOVC For Jurisdiction Wide, All Counters, All Races
Official results

	Berlin Township 3				
	Reg. Voters	Vote For	Total Votes	Write-In Votes	
Raisinville Township, Precinct 1	-	-	-	-	-
Raisinville Township, Precinct 2	-	-	-	-	-
Summerfield Township, Precinct 1	-	-	-	-	-
Whiteford Township, Precinct 1	-	-	-	-	-
Whiteford Township, Precinct 2	-	-	-	-	-
Total	1203	4	8	8	100.00%

Statement of Votes Cast
Monroe County
August 2010
SOVC For Jurisdiction Wide, All Counters, All Races
Official results

	Berlin Township 4								
	Reg. Voters	Vote For	Total Votes	Dawn Asper (REP)		Ted W. Knechtly (REP)		Theresa Theisen (REP)	
Jurisdiction Wide									
City of Luna Pier, Precinct 1	-	-	-	-	-	-	-	-	-
City of Milan, Precinct 1	-	-	-	-	-	-	-	-	-
City of Monroe, Precinct 1	-	-	-	-	-	-	-	-	-
City of Monroe, Precinct 2	-	-	-	-	-	-	-	-	-
City of Monroe, Precinct 3N	-	-	-	-	-	-	-	-	-
City of Monroe, Precinct 3S	-	-	-	-	-	-	-	-	-
City of Monroe, Precinct 4	-	-	-	-	-	-	-	-	-
City of Monroe, Precinct 5	-	-	-	-	-	-	-	-	-
City of Monroe, Precinct 6	-	-	-	-	-	-	-	-	-
City of Petersburg, Precinct 1	-	-	-	-	-	-	-	-	-
Ash Township, Precinct 1	-	-	-	-	-	-	-	-	-
Ash Township, Precinct 2	-	-	-	-	-	-	-	-	-
Ash Township, Precinct 3	-	-	-	-	-	-	-	-	-
Bedford Township, Precinct 1	-	-	-	-	-	-	-	-	-
Bedford Township, Precinct 2	-	-	-	-	-	-	-	-	-
Bedford Township, Precinct 3	-	-	-	-	-	-	-	-	-
Bedford Township, Precinct 4	-	-	-	-	-	-	-	-	-
Bedford Township, Precinct 5	-	-	-	-	-	-	-	-	-
Bedford Township, Precinct 6	-	-	-	-	-	-	-	-	-
Bedford Township, Precinct 7	-	-	-	-	-	-	-	-	-
Bedford Township, Precinct 8	-	-	-	-	-	-	-	-	-
Bedford Township, Precinct 9	-	-	-	-	-	-	-	-	-
Bedford Township, Precinct 10	-	-	-	-	-	-	-	-	-
Bedford Township, Precinct 11	-	-	-	-	-	-	-	-	-
Bedford Township, Precinct 12	-	-	-	-	-	-	-	-	-
Bedford Township, Precinct 13	-	-	-	-	-	-	-	-	-
Bedford Township, Precinct 14	-	-	-	-	-	-	-	-	-
Berlin Township, Precinct 1	-	-	-	-	-	-	-	-	-
Berlin Township, Precinct 2	-	-	-	-	-	-	-	-	-
Berlin Township, Precinct 3	-	-	-	-	-	-	-	-	-
Berlin Township, Precinct 4	1747	5	322	98	30.43%	85	26.40%	131	40.68%
Dundee Township, Precinct 1	-	-	-	-	-	-	-	-	-
Dundee Township, Precinct 2	-	-	-	-	-	-	-	-	-
Dundee Township, Precinct 3	-	-	-	-	-	-	-	-	-
Erie Township, Precinct 1	-	-	-	-	-	-	-	-	-
Erie Township, Precinct 2	-	-	-	-	-	-	-	-	-
Exeter Township, Precinct 1	-	-	-	-	-	-	-	-	-
Exeter Township, Precinct 2	-	-	-	-	-	-	-	-	-
Frenchtown Township, Precinct 1	-	-	-	-	-	-	-	-	-
Frenchtown Township, Precinct 2	-	-	-	-	-	-	-	-	-
Frenchtown Township, Precinct 3	-	-	-	-	-	-	-	-	-
Frenchtown Township, Precinct 4	-	-	-	-	-	-	-	-	-
Frenchtown Township, Precinct 5	-	-	-	-	-	-	-	-	-
Frenchtown Township, Precinct 6	-	-	-	-	-	-	-	-	-
Frenchtown Township, Precinct 7	-	-	-	-	-	-	-	-	-
Frenchtown Township, Precinct 8	-	-	-	-	-	-	-	-	-
Frenchtown Township, Precinct 9	-	-	-	-	-	-	-	-	-
Ida Township, Precinct 1	-	-	-	-	-	-	-	-	-
Ida Township, Precinct 2	-	-	-	-	-	-	-	-	-
LaSalle Township, Precinct 1	-	-	-	-	-	-	-	-	-
LaSalle Township, Precinct 2	-	-	-	-	-	-	-	-	-
London Township, Precinct 1	-	-	-	-	-	-	-	-	-
Milan Township, Precinct 1	-	-	-	-	-	-	-	-	-
Monroe Charter Township, Precinct 1	-	-	-	-	-	-	-	-	-
Monroe Charter Township, Precinct 2	-	-	-	-	-	-	-	-	-
Monroe Charter Township, Precinct 3	-	-	-	-	-	-	-	-	-
Monroe Charter Township, Precinct 4	-	-	-	-	-	-	-	-	-
Monroe Charter Township, Precinct 5	-	-	-	-	-	-	-	-	-
Monroe Charter Township, Precinct 6	-	-	-	-	-	-	-	-	-

Statement of Votes Cast
Monroe County
August 2010
SOVC For Jurisdiction Wide, All Counters, All Races
Official results

	Berlin Township 4								
	Reg. Voters	Vote For	Total Votes	Dawn Asper (REP)		Ted W. Knechtly (REP)		Theresa Theisen (REP)	
Raisinville Township, Precinct 1	-	-	-	-	-	-	-	-	-
Raisinville Township, Precinct 2	-	-	-	-	-	-	-	-	-
Summerfield Township, Precinct 1	-	-	-	-	-	-	-	-	-
Whiteford Township, Precinct 1	-	-	-	-	-	-	-	-	-
Whiteford Township, Precinct 2	-	-	-	-	-	-	-	-	-
Total	1747	5	322	98	30.43%	85	26.40%	131	40.68%

Statement of Votes Cast
Monroe County
August 2010
SOVC For Jurisdiction Wide, All Counters, All Races
Official results

	Berlin Township 4	
	Write-In Votes	
Jurisdiction Wide		
City of Luna Pier, Precinct 1	-	-
City of Milan, Precinct 1	-	-
City of Monroe, Precinct 1	-	-
City of Monroe, Precinct 2	-	-
City of Monroe, Precinct 3N	-	-
City of Monroe, Precinct 3S	-	-
City of Monroe, Precinct 4	-	-
City of Monroe, Precinct 5	-	-
City of Monroe, Precinct 6	-	-
City of Petersburg, Precinct 1	-	-
Ash Township, Precinct 1	-	-
Ash Township, Precinct 2	-	-
Ash Township, Precinct 3	-	-
Bedford Township, Precinct 1	-	-
Bedford Township, Precinct 2	-	-
Bedford Township, Precinct 3	-	-
Bedford Township, Precinct 4	-	-
Bedford Township, Precinct 5	-	-
Bedford Township, Precinct 6	-	-
Bedford Township, Precinct 7	-	-
Bedford Township, Precinct 8	-	-
Bedford Township, Precinct 9	-	-
Bedford Township, Precinct 10	-	-
Bedford Township, Precinct 11	-	-
Bedford Township, Precinct 12	-	-
Bedford Township, Precinct 13	-	-
Bedford Township, Precinct 14	-	-
Berlin Township, Precinct 1	-	-
Berlin Township, Precinct 2	-	-
Berlin Township, Precinct 3	-	-
Berlin Township, Precinct 4	8	2.48%
Dundee Township, Precinct 1	-	-
Dundee Township, Precinct 2	-	-
Dundee Township, Precinct 3	-	-
Erie Township, Precinct 1	-	-
Erie Township, Precinct 2	-	-
Exeter Township, Precinct 1	-	-
Exeter Township, Precinct 2	-	-
Frenchtown Township, Precinct 1	-	-
Frenchtown Township, Precinct 2	-	-
Frenchtown Township, Precinct 3	-	-
Frenchtown Township, Precinct 4	-	-
Frenchtown Township, Precinct 5	-	-
Frenchtown Township, Precinct 6	-	-
Frenchtown Township, Precinct 7	-	-
Frenchtown Township, Precinct 8	-	-
Frenchtown Township, Precinct 9	-	-
Ida Township, Precinct 1	-	-
Ida Township, Precinct 2	-	-
LaSalle Township, Precinct 1	-	-
LaSalle Township, Precinct 2	-	-
London Township, Precinct 1	-	-
Milan Township, Precinct 1	-	-
Monroe Charter Township, Precinct 1	-	-
Monroe Charter Township, Precinct 2	-	-
Monroe Charter Township, Precinct 3	-	-
Monroe Charter Township, Precinct 4	-	-
Monroe Charter Township, Precinct 5	-	-
Monroe Charter Township, Precinct 6	-	-

Statement of Votes Cast
Monroe County
August 2010
SOVC For Jurisdiction Wide, All Counters, All Races
Official results

	Berlin Township 4	
	Write-In Votes	
Raisinville Township, Precinct 1	-	-
Raisinville Township, Precinct 2	-	-
Summerfield Township, Precinct 1	-	-
Whiteford Township, Precinct 1	-	-
Whiteford Township, Precinct 2	-	-
Total	8	2.48%

Statement of Votes Cast
Monroe County
August 2010
SOVC For Jurisdiction Wide, All Counters, All Races
Official results

	Dundee Township 1								
	Reg. Voters	Vote For	Total Votes	Stacy Chrzanowski (REP)		Janice Eckert (REP)		Joseph Anthony Hartm (REP)	
Jurisdiction Wide									
City of Luna Pier, Precinct 1	-	-	-	-	-	-	-	-	-
City of Milan, Precinct 1	-	-	-	-	-	-	-	-	-
City of Monroe, Precinct 1	-	-	-	-	-	-	-	-	-
City of Monroe, Precinct 2	-	-	-	-	-	-	-	-	-
City of Monroe, Precinct 3N	-	-	-	-	-	-	-	-	-
City of Monroe, Precinct 3S	-	-	-	-	-	-	-	-	-
City of Monroe, Precinct 4	-	-	-	-	-	-	-	-	-
City of Monroe, Precinct 5	-	-	-	-	-	-	-	-	-
City of Monroe, Precinct 6	-	-	-	-	-	-	-	-	-
City of Petersburg, Precinct 1	-	-	-	-	-	-	-	-	-
Ash Township, Precinct 1	-	-	-	-	-	-	-	-	-
Ash Township, Precinct 2	-	-	-	-	-	-	-	-	-
Ash Township, Precinct 3	-	-	-	-	-	-	-	-	-
Bedford Township, Precinct 1	-	-	-	-	-	-	-	-	-
Bedford Township, Precinct 2	-	-	-	-	-	-	-	-	-
Bedford Township, Precinct 3	-	-	-	-	-	-	-	-	-
Bedford Township, Precinct 4	-	-	-	-	-	-	-	-	-
Bedford Township, Precinct 5	-	-	-	-	-	-	-	-	-
Bedford Township, Precinct 6	-	-	-	-	-	-	-	-	-
Bedford Township, Precinct 7	-	-	-	-	-	-	-	-	-
Bedford Township, Precinct 8	-	-	-	-	-	-	-	-	-
Bedford Township, Precinct 9	-	-	-	-	-	-	-	-	-
Bedford Township, Precinct 10	-	-	-	-	-	-	-	-	-
Bedford Township, Precinct 11	-	-	-	-	-	-	-	-	-
Bedford Township, Precinct 12	-	-	-	-	-	-	-	-	-
Bedford Township, Precinct 13	-	-	-	-	-	-	-	-	-
Bedford Township, Precinct 14	-	-	-	-	-	-	-	-	-
Berlin Township, Precinct 1	-	-	-	-	-	-	-	-	-
Berlin Township, Precinct 2	-	-	-	-	-	-	-	-	-
Berlin Township, Precinct 3	-	-	-	-	-	-	-	-	-
Berlin Township, Precinct 4	-	-	-	-	-	-	-	-	-
Dundee Township, Precinct 1	1785	5	523	98	18.74%	78	14.91%	83	15.87%
Dundee Township, Precinct 2	-	-	-	-	-	-	-	-	-
Dundee Township, Precinct 3	-	-	-	-	-	-	-	-	-
Erie Township, Precinct 1	-	-	-	-	-	-	-	-	-
Erie Township, Precinct 2	-	-	-	-	-	-	-	-	-
Exeter Township, Precinct 1	-	-	-	-	-	-	-	-	-
Exeter Township, Precinct 2	-	-	-	-	-	-	-	-	-
Frenchtown Township, Precinct 1	-	-	-	-	-	-	-	-	-
Frenchtown Township, Precinct 2	-	-	-	-	-	-	-	-	-
Frenchtown Township, Precinct 3	-	-	-	-	-	-	-	-	-
Frenchtown Township, Precinct 4	-	-	-	-	-	-	-	-	-
Frenchtown Township, Precinct 5	-	-	-	-	-	-	-	-	-
Frenchtown Township, Precinct 6	-	-	-	-	-	-	-	-	-
Frenchtown Township, Precinct 7	-	-	-	-	-	-	-	-	-
Frenchtown Township, Precinct 8	-	-	-	-	-	-	-	-	-
Frenchtown Township, Precinct 9	-	-	-	-	-	-	-	-	-
Ida Township, Precinct 1	-	-	-	-	-	-	-	-	-
Ida Township, Precinct 2	-	-	-	-	-	-	-	-	-
LaSalle Township, Precinct 1	-	-	-	-	-	-	-	-	-
LaSalle Township, Precinct 2	-	-	-	-	-	-	-	-	-
London Township, Precinct 1	-	-	-	-	-	-	-	-	-
Milan Township, Precinct 1	-	-	-	-	-	-	-	-	-
Monroe Charter Township, Precinct 1	-	-	-	-	-	-	-	-	-
Monroe Charter Township, Precinct 2	-	-	-	-	-	-	-	-	-
Monroe Charter Township, Precinct 3	-	-	-	-	-	-	-	-	-
Monroe Charter Township, Precinct 4	-	-	-	-	-	-	-	-	-
Monroe Charter Township, Precinct 5	-	-	-	-	-	-	-	-	-
Monroe Charter Township, Precinct 6	-	-	-	-	-	-	-	-	-

Statement of Votes Cast
Monroe County
August 2010
SOVC For Jurisdiction Wide, All Counters, All Races
Official results

	Dundee Township 1								
	Reg. Voters	Vote For	Total Votes	Stacy Chrzanowski (REP)		Janice Eckert (REP)		Joseph Anthony Hartm (REP)	
Raisinville Township, Precinct 1	-	-	-	-	-	-	-	-	-
Raisinville Township, Precinct 2	-	-	-	-	-	-	-	-	-
Summerfield Township, Precinct 1	-	-	-	-	-	-	-	-	-
Whiteford Township, Precinct 1	-	-	-	-	-	-	-	-	-
Whiteford Township, Precinct 2	-	-	-	-	-	-	-	-	-
Total	1785	5	523	98	18.74%	78	14.91%	83	15.87%

Statement of Votes Cast
Monroe County
August 2010
SOVC For Jurisdiction Wide, All Counters, All Races
Official results

	Dundee Township 1									
	Cathy Kukiela (REP)		Paul Kukiela (REP)		Brian E. Morris (REP)		Trent Wickwire (REP)		Write-In Votes	
Jurisdiction Wide										
City of Luna Pier, Precinct 1	-	-	-	-	-	-	-	-	-	-
City of Milan, Precinct 1	-	-	-	-	-	-	-	-	-	-
City of Monroe, Precinct 1	-	-	-	-	-	-	-	-	-	-
City of Monroe, Precinct 2	-	-	-	-	-	-	-	-	-	-
City of Monroe, Precinct 3N	-	-	-	-	-	-	-	-	-	-
City of Monroe, Precinct 3S	-	-	-	-	-	-	-	-	-	-
City of Monroe, Precinct 4	-	-	-	-	-	-	-	-	-	-
City of Monroe, Precinct 5	-	-	-	-	-	-	-	-	-	-
City of Monroe, Precinct 6	-	-	-	-	-	-	-	-	-	-
City of Petersburg, Precinct 1	-	-	-	-	-	-	-	-	-	-
Ash Township, Precinct 1	-	-	-	-	-	-	-	-	-	-
Ash Township, Precinct 2	-	-	-	-	-	-	-	-	-	-
Ash Township, Precinct 3	-	-	-	-	-	-	-	-	-	-
Bedford Township, Precinct 1	-	-	-	-	-	-	-	-	-	-
Bedford Township, Precinct 2	-	-	-	-	-	-	-	-	-	-
Bedford Township, Precinct 3	-	-	-	-	-	-	-	-	-	-
Bedford Township, Precinct 4	-	-	-	-	-	-	-	-	-	-
Bedford Township, Precinct 5	-	-	-	-	-	-	-	-	-	-
Bedford Township, Precinct 6	-	-	-	-	-	-	-	-	-	-
Bedford Township, Precinct 7	-	-	-	-	-	-	-	-	-	-
Bedford Township, Precinct 8	-	-	-	-	-	-	-	-	-	-
Bedford Township, Precinct 9	-	-	-	-	-	-	-	-	-	-
Bedford Township, Precinct 10	-	-	-	-	-	-	-	-	-	-
Bedford Township, Precinct 11	-	-	-	-	-	-	-	-	-	-
Bedford Township, Precinct 12	-	-	-	-	-	-	-	-	-	-
Bedford Township, Precinct 13	-	-	-	-	-	-	-	-	-	-
Bedford Township, Precinct 14	-	-	-	-	-	-	-	-	-	-
Berlin Township, Precinct 1	-	-	-	-	-	-	-	-	-	-
Berlin Township, Precinct 2	-	-	-	-	-	-	-	-	-	-
Berlin Township, Precinct 3	-	-	-	-	-	-	-	-	-	-
Berlin Township, Precinct 4	-	-	-	-	-	-	-	-	-	-
Dundee Township, Precinct 1	69	13.19%	62	11.85%	74	14.15%	53	10.13%	6	1.15%
Dundee Township, Precinct 2	-	-	-	-	-	-	-	-	-	-
Dundee Township, Precinct 3	-	-	-	-	-	-	-	-	-	-
Erie Township, Precinct 1	-	-	-	-	-	-	-	-	-	-
Erie Township, Precinct 2	-	-	-	-	-	-	-	-	-	-
Exeter Township, Precinct 1	-	-	-	-	-	-	-	-	-	-
Exeter Township, Precinct 2	-	-	-	-	-	-	-	-	-	-
Frenchtown Township, Precinct 1	-	-	-	-	-	-	-	-	-	-
Frenchtown Township, Precinct 2	-	-	-	-	-	-	-	-	-	-
Frenchtown Township, Precinct 3	-	-	-	-	-	-	-	-	-	-
Frenchtown Township, Precinct 4	-	-	-	-	-	-	-	-	-	-
Frenchtown Township, Precinct 5	-	-	-	-	-	-	-	-	-	-
Frenchtown Township, Precinct 6	-	-	-	-	-	-	-	-	-	-
Frenchtown Township, Precinct 7	-	-	-	-	-	-	-	-	-	-
Frenchtown Township, Precinct 8	-	-	-	-	-	-	-	-	-	-
Frenchtown Township, Precinct 9	-	-	-	-	-	-	-	-	-	-
Ida Township, Precinct 1	-	-	-	-	-	-	-	-	-	-
Ida Township, Precinct 2	-	-	-	-	-	-	-	-	-	-
LaSalle Township, Precinct 1	-	-	-	-	-	-	-	-	-	-
LaSalle Township, Precinct 2	-	-	-	-	-	-	-	-	-	-
London Township, Precinct 1	-	-	-	-	-	-	-	-	-	-
Milan Township, Precinct 1	-	-	-	-	-	-	-	-	-	-
Monroe Charter Township, Precinct 1	-	-	-	-	-	-	-	-	-	-
Monroe Charter Township, Precinct 2	-	-	-	-	-	-	-	-	-	-
Monroe Charter Township, Precinct 3	-	-	-	-	-	-	-	-	-	-
Monroe Charter Township, Precinct 4	-	-	-	-	-	-	-	-	-	-
Monroe Charter Township, Precinct 5	-	-	-	-	-	-	-	-	-	-
Monroe Charter Township, Precinct 6	-	-	-	-	-	-	-	-	-	-

Statement of Votes Cast
Monroe County
August 2010
SOVC For Jurisdiction Wide, All Counters, All Races
Official results

	Dundee Township 1									
	Cathy Kukiela (REP)		Paul Kukiela (REP)		Brian E. Morris (REP)		Trent Wickwire (REP)		Write-In Votes	
Raisinville Township, Precinct 1	-	-	-	-	-	-	-	-	-	-
Raisinville Township, Precinct 2	-	-	-	-	-	-	-	-	-	-
Summerfield Township, Precinct 1	-	-	-	-	-	-	-	-	-	-
Whiteford Township, Precinct 1	-	-	-	-	-	-	-	-	-	-
Whiteford Township, Precinct 2	-	-	-	-	-	-	-	-	-	-
Total	69	13.19%	62	11.85%	74	14.15%	53	10.13%	6	1.15%

Statement of Votes Cast
Monroe County
August 2010
SOVC For Jurisdiction Wide, All Counters, All Races
Official results

	Dundee Township 2						
	Reg. Voters	Vote For	Total Votes	David H. Vaughan (REP)		Write-In Votes	
Jurisdiction Wide							
City of Luna Pier, Precinct 1	-	-	-	-	-	-	-
City of Milan, Precinct 1	-	-	-	-	-	-	-
City of Monroe, Precinct 1	-	-	-	-	-	-	-
City of Monroe, Precinct 2	-	-	-	-	-	-	-
City of Monroe, Precinct 3N	-	-	-	-	-	-	-
City of Monroe, Precinct 3S	-	-	-	-	-	-	-
City of Monroe, Precinct 4	-	-	-	-	-	-	-
City of Monroe, Precinct 5	-	-	-	-	-	-	-
City of Monroe, Precinct 6	-	-	-	-	-	-	-
City of Petersburg, Precinct 1	-	-	-	-	-	-	-
Ash Township, Precinct 1	-	-	-	-	-	-	-
Ash Township, Precinct 2	-	-	-	-	-	-	-
Ash Township, Precinct 3	-	-	-	-	-	-	-
Bedford Township, Precinct 1	-	-	-	-	-	-	-
Bedford Township, Precinct 2	-	-	-	-	-	-	-
Bedford Township, Precinct 3	-	-	-	-	-	-	-
Bedford Township, Precinct 4	-	-	-	-	-	-	-
Bedford Township, Precinct 5	-	-	-	-	-	-	-
Bedford Township, Precinct 6	-	-	-	-	-	-	-
Bedford Township, Precinct 7	-	-	-	-	-	-	-
Bedford Township, Precinct 8	-	-	-	-	-	-	-
Bedford Township, Precinct 9	-	-	-	-	-	-	-
Bedford Township, Precinct 10	-	-	-	-	-	-	-
Bedford Township, Precinct 11	-	-	-	-	-	-	-
Bedford Township, Precinct 12	-	-	-	-	-	-	-
Bedford Township, Precinct 13	-	-	-	-	-	-	-
Bedford Township, Precinct 14	-	-	-	-	-	-	-
Berlin Township, Precinct 1	-	-	-	-	-	-	-
Berlin Township, Precinct 2	-	-	-	-	-	-	-
Berlin Township, Precinct 3	-	-	-	-	-	-	-
Berlin Township, Precinct 4	-	-	-	-	-	-	-
Dundee Township, Precinct 1	-	-	-	-	-	-	-
Dundee Township, Precinct 2	2040	5	114	112	98.25%	2	1.75%
Dundee Township, Precinct 3	-	-	-	-	-	-	-
Erie Township, Precinct 1	-	-	-	-	-	-	-
Erie Township, Precinct 2	-	-	-	-	-	-	-
Exeter Township, Precinct 1	-	-	-	-	-	-	-
Exeter Township, Precinct 2	-	-	-	-	-	-	-
Frenchtown Township, Precinct 1	-	-	-	-	-	-	-
Frenchtown Township, Precinct 2	-	-	-	-	-	-	-
Frenchtown Township, Precinct 3	-	-	-	-	-	-	-
Frenchtown Township, Precinct 4	-	-	-	-	-	-	-
Frenchtown Township, Precinct 5	-	-	-	-	-	-	-
Frenchtown Township, Precinct 6	-	-	-	-	-	-	-
Frenchtown Township, Precinct 7	-	-	-	-	-	-	-
Frenchtown Township, Precinct 8	-	-	-	-	-	-	-
Frenchtown Township, Precinct 9	-	-	-	-	-	-	-
Ida Township, Precinct 1	-	-	-	-	-	-	-
Ida Township, Precinct 2	-	-	-	-	-	-	-
LaSalle Township, Precinct 1	-	-	-	-	-	-	-
LaSalle Township, Precinct 2	-	-	-	-	-	-	-
London Township, Precinct 1	-	-	-	-	-	-	-
Milan Township, Precinct 1	-	-	-	-	-	-	-
Monroe Charter Township, Precinct 1	-	-	-	-	-	-	-
Monroe Charter Township, Precinct 2	-	-	-	-	-	-	-
Monroe Charter Township, Precinct 3	-	-	-	-	-	-	-
Monroe Charter Township, Precinct 4	-	-	-	-	-	-	-
Monroe Charter Township, Precinct 5	-	-	-	-	-	-	-
Monroe Charter Township, Precinct 6	-	-	-	-	-	-	-

Statement of Votes Cast
Monroe County
August 2010
SOVC For Jurisdiction Wide, All Counters, All Races
Official results

	Dundee Township 2						
	Reg. Voters	Vote For	Total Votes	David H. Vaughan (REP)		Write-In Votes	
Raisinville Township, Precinct 1	-	-	-	-	-	-	-
Raisinville Township, Precinct 2	-	-	-	-	-	-	-
Summerfield Township, Precinct 1	-	-	-	-	-	-	-
Whiteford Township, Precinct 1	-	-	-	-	-	-	-
Whiteford Township, Precinct 2	-	-	-	-	-	-	-
Total	2040	5	114	112	98.25%	2	1.75%

Statement of Votes Cast
Monroe County
August 2010
SOVC For Jurisdiction Wide, All Counters, All Races
Official results

	Dundee Township 3								
	Reg. Voters	Vote For	Total Votes	Patrick Bodette (REP)		C. Ann Reaume (REP)		Julie A. Selvidge (REP)	
Jurisdiction Wide									
City of Luna Pier, Precinct 1	-	-	-	-	-	-	-	-	-
City of Milan, Precinct 1	-	-	-	-	-	-	-	-	-
City of Monroe, Precinct 1	-	-	-	-	-	-	-	-	-
City of Monroe, Precinct 2	-	-	-	-	-	-	-	-	-
City of Monroe, Precinct 3N	-	-	-	-	-	-	-	-	-
City of Monroe, Precinct 3S	-	-	-	-	-	-	-	-	-
City of Monroe, Precinct 4	-	-	-	-	-	-	-	-	-
City of Monroe, Precinct 5	-	-	-	-	-	-	-	-	-
City of Monroe, Precinct 6	-	-	-	-	-	-	-	-	-
City of Petersburg, Precinct 1	-	-	-	-	-	-	-	-	-
Ash Township, Precinct 1	-	-	-	-	-	-	-	-	-
Ash Township, Precinct 2	-	-	-	-	-	-	-	-	-
Ash Township, Precinct 3	-	-	-	-	-	-	-	-	-
Bedford Township, Precinct 1	-	-	-	-	-	-	-	-	-
Bedford Township, Precinct 2	-	-	-	-	-	-	-	-	-
Bedford Township, Precinct 3	-	-	-	-	-	-	-	-	-
Bedford Township, Precinct 4	-	-	-	-	-	-	-	-	-
Bedford Township, Precinct 5	-	-	-	-	-	-	-	-	-
Bedford Township, Precinct 6	-	-	-	-	-	-	-	-	-
Bedford Township, Precinct 7	-	-	-	-	-	-	-	-	-
Bedford Township, Precinct 8	-	-	-	-	-	-	-	-	-
Bedford Township, Precinct 9	-	-	-	-	-	-	-	-	-
Bedford Township, Precinct 10	-	-	-	-	-	-	-	-	-
Bedford Township, Precinct 11	-	-	-	-	-	-	-	-	-
Bedford Township, Precinct 12	-	-	-	-	-	-	-	-	-
Bedford Township, Precinct 13	-	-	-	-	-	-	-	-	-
Bedford Township, Precinct 14	-	-	-	-	-	-	-	-	-
Berlin Township, Precinct 1	-	-	-	-	-	-	-	-	-
Berlin Township, Precinct 2	-	-	-	-	-	-	-	-	-
Berlin Township, Precinct 3	-	-	-	-	-	-	-	-	-
Berlin Township, Precinct 4	-	-	-	-	-	-	-	-	-
Dundee Township, Precinct 1	-	-	-	-	-	-	-	-	-
Dundee Township, Precinct 2	-	-	-	-	-	-	-	-	-
Dundee Township, Precinct 3	1261	4	165	54	32.73%	59	35.76%	50	30.30%
Erie Township, Precinct 1	-	-	-	-	-	-	-	-	-
Erie Township, Precinct 2	-	-	-	-	-	-	-	-	-
Exeter Township, Precinct 1	-	-	-	-	-	-	-	-	-
Exeter Township, Precinct 2	-	-	-	-	-	-	-	-	-
Frenchtown Township, Precinct 1	-	-	-	-	-	-	-	-	-
Frenchtown Township, Precinct 2	-	-	-	-	-	-	-	-	-
Frenchtown Township, Precinct 3	-	-	-	-	-	-	-	-	-
Frenchtown Township, Precinct 4	-	-	-	-	-	-	-	-	-
Frenchtown Township, Precinct 5	-	-	-	-	-	-	-	-	-
Frenchtown Township, Precinct 6	-	-	-	-	-	-	-	-	-
Frenchtown Township, Precinct 7	-	-	-	-	-	-	-	-	-
Frenchtown Township, Precinct 8	-	-	-	-	-	-	-	-	-
Frenchtown Township, Precinct 9	-	-	-	-	-	-	-	-	-
Ida Township, Precinct 1	-	-	-	-	-	-	-	-	-
Ida Township, Precinct 2	-	-	-	-	-	-	-	-	-
LaSalle Township, Precinct 1	-	-	-	-	-	-	-	-	-
LaSalle Township, Precinct 2	-	-	-	-	-	-	-	-	-
London Township, Precinct 1	-	-	-	-	-	-	-	-	-
Milan Township, Precinct 1	-	-	-	-	-	-	-	-	-
Monroe Charter Township, Precinct 1	-	-	-	-	-	-	-	-	-
Monroe Charter Township, Precinct 2	-	-	-	-	-	-	-	-	-
Monroe Charter Township, Precinct 3	-	-	-	-	-	-	-	-	-
Monroe Charter Township, Precinct 4	-	-	-	-	-	-	-	-	-
Monroe Charter Township, Precinct 5	-	-	-	-	-	-	-	-	-
Monroe Charter Township, Precinct 6	-	-	-	-	-	-	-	-	-

Statement of Votes Cast
Monroe County
August 2010
SOVC For Jurisdiction Wide, All Counters, All Races
Official results

	Dundee Township 3								
	Reg. Voters	Vote For	Total Votes	Patrick Bodette (REP)		C. Ann Reaume (REP)		Julie A. Selvidge (REP)	
Raisinville Township, Precinct 1	-	-	-	-	-	-	-	-	-
Raisinville Township, Precinct 2	-	-	-	-	-	-	-	-	-
Summerfield Township, Precinct 1	-	-	-	-	-	-	-	-	-
Whiteford Township, Precinct 1	-	-	-	-	-	-	-	-	-
Whiteford Township, Precinct 2	-	-	-	-	-	-	-	-	-
Total	1261	4	165	54	32.73%	59	35.76%	50	30.30%

Statement of Votes Cast
Monroe County
August 2010
SOVC For Jurisdiction Wide, All Counters, All Races
Official results

	Dundee Township 3		Erie Township 1				
	Write-In Votes		Reg. Voters	Vote For	Total Votes	Write-In Votes	
Jurisdiction Wide							
City of Luna Pier, Precinct 1	-	-	-	-	-	-	-
City of Milan, Precinct 1	-	-	-	-	-	-	-
City of Monroe, Precinct 1	-	-	-	-	-	-	-
City of Monroe, Precinct 2	-	-	-	-	-	-	-
City of Monroe, Precinct 3N	-	-	-	-	-	-	-
City of Monroe, Precinct 3S	-	-	-	-	-	-	-
City of Monroe, Precinct 4	-	-	-	-	-	-	-
City of Monroe, Precinct 5	-	-	-	-	-	-	-
City of Monroe, Precinct 6	-	-	-	-	-	-	-
City of Petersburg, Precinct 1	-	-	-	-	-	-	-
Ash Township, Precinct 1	-	-	-	-	-	-	-
Ash Township, Precinct 2	-	-	-	-	-	-	-
Ash Township, Precinct 3	-	-	-	-	-	-	-
Bedford Township, Precinct 1	-	-	-	-	-	-	-
Bedford Township, Precinct 2	-	-	-	-	-	-	-
Bedford Township, Precinct 3	-	-	-	-	-	-	-
Bedford Township, Precinct 4	-	-	-	-	-	-	-
Bedford Township, Precinct 5	-	-	-	-	-	-	-
Bedford Township, Precinct 6	-	-	-	-	-	-	-
Bedford Township, Precinct 7	-	-	-	-	-	-	-
Bedford Township, Precinct 8	-	-	-	-	-	-	-
Bedford Township, Precinct 9	-	-	-	-	-	-	-
Bedford Township, Precinct 10	-	-	-	-	-	-	-
Bedford Township, Precinct 11	-	-	-	-	-	-	-
Bedford Township, Precinct 12	-	-	-	-	-	-	-
Bedford Township, Precinct 13	-	-	-	-	-	-	-
Bedford Township, Precinct 14	-	-	-	-	-	-	-
Berlin Township, Precinct 1	-	-	-	-	-	-	-
Berlin Township, Precinct 2	-	-	-	-	-	-	-
Berlin Township, Precinct 3	-	-	-	-	-	-	-
Berlin Township, Precinct 4	-	-	-	-	-	-	-
Dundee Township, Precinct 1	-	-	-	-	-	-	-
Dundee Township, Precinct 2	-	-	-	-	-	-	-
Dundee Township, Precinct 3	2	1.21%	-	-	-	-	-
Erie Township, Precinct 1	-	-	1730	6	4	4	100.00%
Erie Township, Precinct 2	-	-	-	-	-	-	-
Exeter Township, Precinct 1	-	-	-	-	-	-	-
Exeter Township, Precinct 2	-	-	-	-	-	-	-
Frenchtown Township, Precinct 1	-	-	-	-	-	-	-
Frenchtown Township, Precinct 2	-	-	-	-	-	-	-
Frenchtown Township, Precinct 3	-	-	-	-	-	-	-
Frenchtown Township, Precinct 4	-	-	-	-	-	-	-
Frenchtown Township, Precinct 5	-	-	-	-	-	-	-
Frenchtown Township, Precinct 6	-	-	-	-	-	-	-
Frenchtown Township, Precinct 7	-	-	-	-	-	-	-
Frenchtown Township, Precinct 8	-	-	-	-	-	-	-
Frenchtown Township, Precinct 9	-	-	-	-	-	-	-
Ida Township, Precinct 1	-	-	-	-	-	-	-
Ida Township, Precinct 2	-	-	-	-	-	-	-
LaSalle Township, Precinct 1	-	-	-	-	-	-	-
LaSalle Township, Precinct 2	-	-	-	-	-	-	-
London Township, Precinct 1	-	-	-	-	-	-	-
Milan Township, Precinct 1	-	-	-	-	-	-	-
Monroe Charter Township, Precinct 1	-	-	-	-	-	-	-
Monroe Charter Township, Precinct 2	-	-	-	-	-	-	-
Monroe Charter Township, Precinct 3	-	-	-	-	-	-	-
Monroe Charter Township, Precinct 4	-	-	-	-	-	-	-
Monroe Charter Township, Precinct 5	-	-	-	-	-	-	-
Monroe Charter Township, Precinct 6	-	-	-	-	-	-	-

Beverly A. Stiles - D

Statement of Votes Cast
Monroe County
August 2010
SOVC For Jurisdiction Wide, All Counters, All Races
Official results

	Dundee Township 3		Erie Township 1				
	Write-In Votes		Reg. Voters	Vote For	Total Votes	Write-In Votes	
Raisinville Township, Precinct 1	-	-	-	-	-	-	-
Raisinville Township, Precinct 2	-	-	-	-	-	-	-
Summerfield Township, Precinct 1	-	-	-	-	-	-	-
Whiteford Township, Precinct 1	-	-	-	-	-	-	-
Whiteford Township, Precinct 2	-	-	-	-	-	-	-
Total	2	1.21%	1730	6	4	4	100.00%

Statement of Votes Cast
Monroe County
August 2010
SOVC For Jurisdiction Wide, All Counters, All Races
Official results

	Erie Township 2				
	Reg. Voters	Vote For	Total Votes	Write-In Votes	
Jurisdiction Wide					
City of Luna Pier, Precinct 1	-	-	-	-	-
City of Milan, Precinct 1	-	-	-	-	-
City of Monroe, Precinct 1	-	-	-	-	-
City of Monroe, Precinct 2	-	-	-	-	-
City of Monroe, Precinct 3N	-	-	-	-	-
City of Monroe, Precinct 3S	-	-	-	-	-
City of Monroe, Precinct 4	-	-	-	-	-
City of Monroe, Precinct 5	-	-	-	-	-
City of Monroe, Precinct 6	-	-	-	-	-
City of Petersburg, Precinct 1	-	-	-	-	-
Ash Township, Precinct 1	-	-	-	-	-
Ash Township, Precinct 2	-	-	-	-	-
Ash Township, Precinct 3	-	-	-	-	-
Bedford Township, Precinct 1	-	-	-	-	-
Bedford Township, Precinct 2	-	-	-	-	-
Bedford Township, Precinct 3	-	-	-	-	-
Bedford Township, Precinct 4	-	-	-	-	-
Bedford Township, Precinct 5	-	-	-	-	-
Bedford Township, Precinct 6	-	-	-	-	-
Bedford Township, Precinct 7	-	-	-	-	-
Bedford Township, Precinct 8	-	-	-	-	-
Bedford Township, Precinct 9	-	-	-	-	-
Bedford Township, Precinct 10	-	-	-	-	-
Bedford Township, Precinct 11	-	-	-	-	-
Bedford Township, Precinct 12	-	-	-	-	-
Bedford Township, Precinct 13	-	-	-	-	-
Bedford Township, Precinct 14	-	-	-	-	-
Berlin Township, Precinct 1	-	-	-	-	-
Berlin Township, Precinct 2	-	-	-	-	-
Berlin Township, Precinct 3	-	-	-	-	-
Berlin Township, Precinct 4	-	-	-	-	-
Dundee Township, Precinct 1	-	-	-	-	-
Dundee Township, Precinct 2	-	-	-	-	-
Dundee Township, Precinct 3	-	-	-	-	-
Erie Township, Precinct 1	-	-	-	-	-
Erie Township, Precinct 2	1513	5	10	10	100.00%
Exeter Township, Precinct 1	-	-	-	-	-
Exeter Township, Precinct 2	-	-	-	-	-
Frenchtown Township, Precinct 1	-	-	-	-	-
Frenchtown Township, Precinct 2	-	-	-	-	-
Frenchtown Township, Precinct 3	-	-	-	-	-
Frenchtown Township, Precinct 4	-	-	-	-	-
Frenchtown Township, Precinct 5	-	-	-	-	-
Frenchtown Township, Precinct 6	-	-	-	-	-
Frenchtown Township, Precinct 7	-	-	-	-	-
Frenchtown Township, Precinct 8	-	-	-	-	-
Frenchtown Township, Precinct 9	-	-	-	-	-
Ida Township, Precinct 1	-	-	-	-	-
Ida Township, Precinct 2	-	-	-	-	-
LaSalle Township, Precinct 1	-	-	-	-	-
LaSalle Township, Precinct 2	-	-	-	-	-
London Township, Precinct 1	-	-	-	-	-
Milan Township, Precinct 1	-	-	-	-	-
Monroe Charter Township, Precinct 1	-	-	-	-	-
Monroe Charter Township, Precinct 2	-	-	-	-	-
Monroe Charter Township, Precinct 3	-	-	-	-	-
Monroe Charter Township, Precinct 4	-	-	-	-	-
Monroe Charter Township, Precinct 5	-	-	-	-	-
Monroe Charter Township, Precinct 6	-	-	-	-	-

Alison S. Meisner-3

Statement of Votes Cast
Monroe County
August 2010
SOVC For Jurisdiction Wide, All Counters, All Races
Official results

	Erie Township 2				
	Reg. Voters	Vote For	Total Votes	Write-In Votes	
Raisinville Township, Precinct 1	-	-	-	-	-
Raisinville Township, Precinct 2	-	-	-	-	-
Summerfield Township, Precinct 1	-	-	-	-	-
Whiteford Township, Precinct 1	-	-	-	-	-
Whiteford Township, Precinct 2	-	-	-	-	-
Total	1513	5	10	10	100.00%

Statement of Votes Cast
Monroe County
August 2010
SOVC For Jurisdiction Wide, All Counters, All Races
Official results

	Exeter Township 1								
	Reg. Voters	Vote For	Total Votes	Lorraine R. Fiedler (REP)		Ralph Wm. Fiedler (REP)		Christine Laginess (REP)	
Jurisdiction Wide									
City of Luna Pier, Precinct 1	-	-	-	-	-	-	-	-	-
City of Milan, Precinct 1	-	-	-	-	-	-	-	-	-
City of Monroe, Precinct 1	-	-	-	-	-	-	-	-	-
City of Monroe, Precinct 2	-	-	-	-	-	-	-	-	-
City of Monroe, Precinct 3N	-	-	-	-	-	-	-	-	-
City of Monroe, Precinct 3S	-	-	-	-	-	-	-	-	-
City of Monroe, Precinct 4	-	-	-	-	-	-	-	-	-
City of Monroe, Precinct 5	-	-	-	-	-	-	-	-	-
City of Monroe, Precinct 6	-	-	-	-	-	-	-	-	-
City of Petersburg, Precinct 1	-	-	-	-	-	-	-	-	-
Ash Township, Precinct 1	-	-	-	-	-	-	-	-	-
Ash Township, Precinct 2	-	-	-	-	-	-	-	-	-
Ash Township, Precinct 3	-	-	-	-	-	-	-	-	-
Bedford Township, Precinct 1	-	-	-	-	-	-	-	-	-
Bedford Township, Precinct 2	-	-	-	-	-	-	-	-	-
Bedford Township, Precinct 3	-	-	-	-	-	-	-	-	-
Bedford Township, Precinct 4	-	-	-	-	-	-	-	-	-
Bedford Township, Precinct 5	-	-	-	-	-	-	-	-	-
Bedford Township, Precinct 6	-	-	-	-	-	-	-	-	-
Bedford Township, Precinct 7	-	-	-	-	-	-	-	-	-
Bedford Township, Precinct 8	-	-	-	-	-	-	-	-	-
Bedford Township, Precinct 9	-	-	-	-	-	-	-	-	-
Bedford Township, Precinct 10	-	-	-	-	-	-	-	-	-
Bedford Township, Precinct 11	-	-	-	-	-	-	-	-	-
Bedford Township, Precinct 12	-	-	-	-	-	-	-	-	-
Bedford Township, Precinct 13	-	-	-	-	-	-	-	-	-
Bedford Township, Precinct 14	-	-	-	-	-	-	-	-	-
Berlin Township, Precinct 1	-	-	-	-	-	-	-	-	-
Berlin Township, Precinct 2	-	-	-	-	-	-	-	-	-
Berlin Township, Precinct 3	-	-	-	-	-	-	-	-	-
Berlin Township, Precinct 4	-	-	-	-	-	-	-	-	-
Dundee Township, Precinct 1	-	-	-	-	-	-	-	-	-
Dundee Township, Precinct 2	-	-	-	-	-	-	-	-	-
Dundee Township, Precinct 3	-	-	-	-	-	-	-	-	-
Erie Township, Precinct 1	-	-	-	-	-	-	-	-	-
Erie Township, Precinct 2	-	-	-	-	-	-	-	-	-
Exeter Township, Precinct 1	1398	6	429	73	17.02%	64	14.92%	81	18.88%
Exeter Township, Precinct 2	-	-	-	-	-	-	-	-	-
Frenchtown Township, Precinct 1	-	-	-	-	-	-	-	-	-
Frenchtown Township, Precinct 2	-	-	-	-	-	-	-	-	-
Frenchtown Township, Precinct 3	-	-	-	-	-	-	-	-	-
Frenchtown Township, Precinct 4	-	-	-	-	-	-	-	-	-
Frenchtown Township, Precinct 5	-	-	-	-	-	-	-	-	-
Frenchtown Township, Precinct 6	-	-	-	-	-	-	-	-	-
Frenchtown Township, Precinct 7	-	-	-	-	-	-	-	-	-
Frenchtown Township, Precinct 8	-	-	-	-	-	-	-	-	-
Frenchtown Township, Precinct 9	-	-	-	-	-	-	-	-	-
Ida Township, Precinct 1	-	-	-	-	-	-	-	-	-
Ida Township, Precinct 2	-	-	-	-	-	-	-	-	-
LaSalle Township, Precinct 1	-	-	-	-	-	-	-	-	-
LaSalle Township, Precinct 2	-	-	-	-	-	-	-	-	-
London Township, Precinct 1	-	-	-	-	-	-	-	-	-
Milan Township, Precinct 1	-	-	-	-	-	-	-	-	-
Monroe Charter Township, Precinct 1	-	-	-	-	-	-	-	-	-
Monroe Charter Township, Precinct 2	-	-	-	-	-	-	-	-	-
Monroe Charter Township, Precinct 3	-	-	-	-	-	-	-	-	-
Monroe Charter Township, Precinct 4	-	-	-	-	-	-	-	-	-
Monroe Charter Township, Precinct 5	-	-	-	-	-	-	-	-	-
Monroe Charter Township, Precinct 6	-	-	-	-	-	-	-	-	-

Statement of Votes Cast
Monroe County
August 2010
SOVC For Jurisdiction Wide, All Counters, All Races
Official results

	Exeter Township 1								
	Reg. Voters	Vote For	Total Votes	Lorraine R. Fiedler (REP)		Ralph Wm. Fiedler (REP)		Christine Laginess (REP)	
Raisinville Township, Precinct 1	-	-	-	-	-	-	-	-	-
Raisinville Township, Precinct 2	-	-	-	-	-	-	-	-	-
Summerfield Township, Precinct 1	-	-	-	-	-	-	-	-	-
Whiteford Township, Precinct 1	-	-	-	-	-	-	-	-	-
Whiteford Township, Precinct 2	-	-	-	-	-	-	-	-	-
Total	1398	6	429	73	17.02%	64	14.92%	81	18.88%

Statement of Votes Cast
Monroe County
August 2010
SOVC For Jurisdiction Wide, All Counters, All Races
Official results

	Exeter Township 1							
	Karen G. Laitur (REP)		Timothy J. Laitur (REP)		Justin Smith (REP)		Write-In Votes	
Jurisdiction Wide								
City of Luna Pier, Precinct 1	-	-	-	-	-	-	-	-
City of Milan, Precinct 1	-	-	-	-	-	-	-	-
City of Monroe, Precinct 1	-	-	-	-	-	-	-	-
City of Monroe, Precinct 2	-	-	-	-	-	-	-	-
City of Monroe, Precinct 3N	-	-	-	-	-	-	-	-
City of Monroe, Precinct 3S	-	-	-	-	-	-	-	-
City of Monroe, Precinct 4	-	-	-	-	-	-	-	-
City of Monroe, Precinct 5	-	-	-	-	-	-	-	-
City of Monroe, Precinct 6	-	-	-	-	-	-	-	-
City of Petersburg, Precinct 1	-	-	-	-	-	-	-	-
Ash Township, Precinct 1	-	-	-	-	-	-	-	-
Ash Township, Precinct 2	-	-	-	-	-	-	-	-
Ash Township, Precinct 3	-	-	-	-	-	-	-	-
Bedford Township, Precinct 1	-	-	-	-	-	-	-	-
Bedford Township, Precinct 2	-	-	-	-	-	-	-	-
Bedford Township, Precinct 3	-	-	-	-	-	-	-	-
Bedford Township, Precinct 4	-	-	-	-	-	-	-	-
Bedford Township, Precinct 5	-	-	-	-	-	-	-	-
Bedford Township, Precinct 6	-	-	-	-	-	-	-	-
Bedford Township, Precinct 7	-	-	-	-	-	-	-	-
Bedford Township, Precinct 8	-	-	-	-	-	-	-	-
Bedford Township, Precinct 9	-	-	-	-	-	-	-	-
Bedford Township, Precinct 10	-	-	-	-	-	-	-	-
Bedford Township, Precinct 11	-	-	-	-	-	-	-	-
Bedford Township, Precinct 12	-	-	-	-	-	-	-	-
Bedford Township, Precinct 13	-	-	-	-	-	-	-	-
Bedford Township, Precinct 14	-	-	-	-	-	-	-	-
Berlin Township, Precinct 1	-	-	-	-	-	-	-	-
Berlin Township, Precinct 2	-	-	-	-	-	-	-	-
Berlin Township, Precinct 3	-	-	-	-	-	-	-	-
Berlin Township, Precinct 4	-	-	-	-	-	-	-	-
Dundee Township, Precinct 1	-	-	-	-	-	-	-	-
Dundee Township, Precinct 2	-	-	-	-	-	-	-	-
Dundee Township, Precinct 3	-	-	-	-	-	-	-	-
Erie Township, Precinct 1	-	-	-	-	-	-	-	-
Erie Township, Precinct 2	-	-	-	-	-	-	-	-
Exeter Township, Precinct 1	65	15.15%	73	17.02%	73	17.02%	0	0.00%
Exeter Township, Precinct 2	-	-	-	-	-	-	-	-
Frenchtown Township, Precinct 1	-	-	-	-	-	-	-	-
Frenchtown Township, Precinct 2	-	-	-	-	-	-	-	-
Frenchtown Township, Precinct 3	-	-	-	-	-	-	-	-
Frenchtown Township, Precinct 4	-	-	-	-	-	-	-	-
Frenchtown Township, Precinct 5	-	-	-	-	-	-	-	-
Frenchtown Township, Precinct 6	-	-	-	-	-	-	-	-
Frenchtown Township, Precinct 7	-	-	-	-	-	-	-	-
Frenchtown Township, Precinct 8	-	-	-	-	-	-	-	-
Frenchtown Township, Precinct 9	-	-	-	-	-	-	-	-
Ida Township, Precinct 1	-	-	-	-	-	-	-	-
Ida Township, Precinct 2	-	-	-	-	-	-	-	-
LaSalle Township, Precinct 1	-	-	-	-	-	-	-	-
LaSalle Township, Precinct 2	-	-	-	-	-	-	-	-
London Township, Precinct 1	-	-	-	-	-	-	-	-
Milan Township, Precinct 1	-	-	-	-	-	-	-	-
Monroe Charter Township, Precinct 1	-	-	-	-	-	-	-	-
Monroe Charter Township, Precinct 2	-	-	-	-	-	-	-	-
Monroe Charter Township, Precinct 3	-	-	-	-	-	-	-	-
Monroe Charter Township, Precinct 4	-	-	-	-	-	-	-	-
Monroe Charter Township, Precinct 5	-	-	-	-	-	-	-	-
Monroe Charter Township, Precinct 6	-	-	-	-	-	-	-	-

Statement of Votes Cast
Monroe County
August 2010
SOVC For Jurisdiction Wide, All Counters, All Races
Official results

	Exeter Township 1							
	Karen G. Laitur (REP)		Timothy J. Laitur (REP)		Justin Smith (REP)		Write-In Votes	
Raisinville Township, Precinct 1	-	-	-	-	-	-	-	-
Raisinville Township, Precinct 2	-	-	-	-	-	-	-	-
Summerfield Township, Precinct 1	-	-	-	-	-	-	-	-
Whiteford Township, Precinct 1	-	-	-	-	-	-	-	-
Whiteford Township, Precinct 2	-	-	-	-	-	-	-	-
Total	65	15.15%	73	17.02%	73	17.02%	0	0.00%

Statement of Votes Cast
Monroe County
August 2010
SOVC For Jurisdiction Wide, All Counters, All Races
Official results

	Exeter Township 2								
	Reg. Voters	Vote For	Total Votes	Don A. Brown (REP)		James D. Hutchison (REP)		Write-In Votes	
Jurisdiction Wide									
City of Luna Pier, Precinct 1	-	-	-	-	-	-	-	-	-
City of Milan, Precinct 1	-	-	-	-	-	-	-	-	-
City of Monroe, Precinct 1	-	-	-	-	-	-	-	-	-
City of Monroe, Precinct 2	-	-	-	-	-	-	-	-	-
City of Monroe, Precinct 3N	-	-	-	-	-	-	-	-	-
City of Monroe, Precinct 3S	-	-	-	-	-	-	-	-	-
City of Monroe, Precinct 4	-	-	-	-	-	-	-	-	-
City of Monroe, Precinct 5	-	-	-	-	-	-	-	-	-
City of Monroe, Precinct 6	-	-	-	-	-	-	-	-	-
City of Petersburg, Precinct 1	-	-	-	-	-	-	-	-	-
Ash Township, Precinct 1	-	-	-	-	-	-	-	-	-
Ash Township, Precinct 2	-	-	-	-	-	-	-	-	-
Ash Township, Precinct 3	-	-	-	-	-	-	-	-	-
Bedford Township, Precinct 1	-	-	-	-	-	-	-	-	-
Bedford Township, Precinct 2	-	-	-	-	-	-	-	-	-
Bedford Township, Precinct 3	-	-	-	-	-	-	-	-	-
Bedford Township, Precinct 4	-	-	-	-	-	-	-	-	-
Bedford Township, Precinct 5	-	-	-	-	-	-	-	-	-
Bedford Township, Precinct 6	-	-	-	-	-	-	-	-	-
Bedford Township, Precinct 7	-	-	-	-	-	-	-	-	-
Bedford Township, Precinct 8	-	-	-	-	-	-	-	-	-
Bedford Township, Precinct 9	-	-	-	-	-	-	-	-	-
Bedford Township, Precinct 10	-	-	-	-	-	-	-	-	-
Bedford Township, Precinct 11	-	-	-	-	-	-	-	-	-
Bedford Township, Precinct 12	-	-	-	-	-	-	-	-	-
Bedford Township, Precinct 13	-	-	-	-	-	-	-	-	-
Bedford Township, Precinct 14	-	-	-	-	-	-	-	-	-
Berlin Township, Precinct 1	-	-	-	-	-	-	-	-	-
Berlin Township, Precinct 2	-	-	-	-	-	-	-	-	-
Berlin Township, Precinct 3	-	-	-	-	-	-	-	-	-
Berlin Township, Precinct 4	-	-	-	-	-	-	-	-	-
Dundee Township, Precinct 1	-	-	-	-	-	-	-	-	-
Dundee Township, Precinct 2	-	-	-	-	-	-	-	-	-
Dundee Township, Precinct 3	-	-	-	-	-	-	-	-	-
Erie Township, Precinct 1	-	-	-	-	-	-	-	-	-
Erie Township, Precinct 2	-	-	-	-	-	-	-	-	-
Exeter Township, Precinct 1	-	-	-	-	-	-	-	-	-
Exeter Township, Precinct 2	1521	5	175	83	47.43%	92	52.57%	0	0.00%
Frenchtown Township, Precinct 1	-	-	-	-	-	-	-	-	-
Frenchtown Township, Precinct 2	-	-	-	-	-	-	-	-	-
Frenchtown Township, Precinct 3	-	-	-	-	-	-	-	-	-
Frenchtown Township, Precinct 4	-	-	-	-	-	-	-	-	-
Frenchtown Township, Precinct 5	-	-	-	-	-	-	-	-	-
Frenchtown Township, Precinct 6	-	-	-	-	-	-	-	-	-
Frenchtown Township, Precinct 7	-	-	-	-	-	-	-	-	-
Frenchtown Township, Precinct 8	-	-	-	-	-	-	-	-	-
Frenchtown Township, Precinct 9	-	-	-	-	-	-	-	-	-
Ida Township, Precinct 1	-	-	-	-	-	-	-	-	-
Ida Township, Precinct 2	-	-	-	-	-	-	-	-	-
LaSalle Township, Precinct 1	-	-	-	-	-	-	-	-	-
LaSalle Township, Precinct 2	-	-	-	-	-	-	-	-	-
London Township, Precinct 1	-	-	-	-	-	-	-	-	-
Milan Township, Precinct 1	-	-	-	-	-	-	-	-	-
Monroe Charter Township, Precinct 1	-	-	-	-	-	-	-	-	-
Monroe Charter Township, Precinct 2	-	-	-	-	-	-	-	-	-
Monroe Charter Township, Precinct 3	-	-	-	-	-	-	-	-	-
Monroe Charter Township, Precinct 4	-	-	-	-	-	-	-	-	-
Monroe Charter Township, Precinct 5	-	-	-	-	-	-	-	-	-
Monroe Charter Township, Precinct 6	-	-	-	-	-	-	-	-	-

Statement of Votes Cast
Monroe County
August 2010
SOVC For Jurisdiction Wide, All Counters, All Races
Official results

Exeter Township 2

	Reg. Voters	Vote For	Total Votes	Don A. Brown (REP)		James D. Hutchison (REP)		Write-In Votes	
Raisinville Township, Precinct 1	-	-	-	-	-	-	-	-	-
Raisinville Township, Precinct 2	-	-	-	-	-	-	-	-	-
Summerfield Township, Precinct 1	-	-	-	-	-	-	-	-	-
Whiteford Township, Precinct 1	-	-	-	-	-	-	-	-	-
Whiteford Township, Precinct 2	-	-	-	-	-	-	-	-	-
Total	1521	5	175	83	47.43%	92	52.57%	0	0.00%

Statement of Votes Cast
Monroe County
August 2010
SOVC For Jurisdiction Wide, All Counters, All Races
Official results

	Frenchtown 1								
	Reg. Voters	Vote For	Total Votes	Barbara Allen (REP)		Thomas P. Diaz (REP)		Reah E. Feiertag (REP)	
Jurisdiction Wide									
City of Luna Pier, Precinct 1	-	-	-	-	-	-	-	-	-
City of Milan, Precinct 1	-	-	-	-	-	-	-	-	-
City of Monroe, Precinct 1	-	-	-	-	-	-	-	-	-
City of Monroe, Precinct 2	-	-	-	-	-	-	-	-	-
City of Monroe, Precinct 3N	-	-	-	-	-	-	-	-	-
City of Monroe, Precinct 3S	-	-	-	-	-	-	-	-	-
City of Monroe, Precinct 4	-	-	-	-	-	-	-	-	-
City of Monroe, Precinct 5	-	-	-	-	-	-	-	-	-
City of Monroe, Precinct 6	-	-	-	-	-	-	-	-	-
City of Petersburg, Precinct 1	-	-	-	-	-	-	-	-	-
Ash Township, Precinct 1	-	-	-	-	-	-	-	-	-
Ash Township, Precinct 2	-	-	-	-	-	-	-	-	-
Ash Township, Precinct 3	-	-	-	-	-	-	-	-	-
Bedford Township, Precinct 1	-	-	-	-	-	-	-	-	-
Bedford Township, Precinct 2	-	-	-	-	-	-	-	-	-
Bedford Township, Precinct 3	-	-	-	-	-	-	-	-	-
Bedford Township, Precinct 4	-	-	-	-	-	-	-	-	-
Bedford Township, Precinct 5	-	-	-	-	-	-	-	-	-
Bedford Township, Precinct 6	-	-	-	-	-	-	-	-	-
Bedford Township, Precinct 7	-	-	-	-	-	-	-	-	-
Bedford Township, Precinct 8	-	-	-	-	-	-	-	-	-
Bedford Township, Precinct 9	-	-	-	-	-	-	-	-	-
Bedford Township, Precinct 10	-	-	-	-	-	-	-	-	-
Bedford Township, Precinct 11	-	-	-	-	-	-	-	-	-
Bedford Township, Precinct 12	-	-	-	-	-	-	-	-	-
Bedford Township, Precinct 13	-	-	-	-	-	-	-	-	-
Bedford Township, Precinct 14	-	-	-	-	-	-	-	-	-
Berlin Township, Precinct 1	-	-	-	-	-	-	-	-	-
Berlin Township, Precinct 2	-	-	-	-	-	-	-	-	-
Berlin Township, Precinct 3	-	-	-	-	-	-	-	-	-
Berlin Township, Precinct 4	-	-	-	-	-	-	-	-	-
Dundee Township, Precinct 1	-	-	-	-	-	-	-	-	-
Dundee Township, Precinct 2	-	-	-	-	-	-	-	-	-
Dundee Township, Precinct 3	-	-	-	-	-	-	-	-	-
Erie Township, Precinct 1	-	-	-	-	-	-	-	-	-
Erie Township, Precinct 2	-	-	-	-	-	-	-	-	-
Exeter Township, Precinct 1	-	-	-	-	-	-	-	-	-
Exeter Township, Precinct 2	-	-	-	-	-	-	-	-	-
Frenchtown Township, Precinct 1	652	2	123	20	16.26%	44	35.77%	6	4.88%
Frenchtown Township, Precinct 2	-	-	-	-	-	-	-	-	-
Frenchtown Township, Precinct 3	-	-	-	-	-	-	-	-	-
Frenchtown Township, Precinct 4	-	-	-	-	-	-	-	-	-
Frenchtown Township, Precinct 5	-	-	-	-	-	-	-	-	-
Frenchtown Township, Precinct 6	-	-	-	-	-	-	-	-	-
Frenchtown Township, Precinct 7	-	-	-	-	-	-	-	-	-
Frenchtown Township, Precinct 8	-	-	-	-	-	-	-	-	-
Frenchtown Township, Precinct 9	-	-	-	-	-	-	-	-	-
Ida Township, Precinct 1	-	-	-	-	-	-	-	-	-
Ida Township, Precinct 2	-	-	-	-	-	-	-	-	-
LaSalle Township, Precinct 1	-	-	-	-	-	-	-	-	-
LaSalle Township, Precinct 2	-	-	-	-	-	-	-	-	-
London Township, Precinct 1	-	-	-	-	-	-	-	-	-
Milan Township, Precinct 1	-	-	-	-	-	-	-	-	-
Monroe Charter Township, Precinct 1	-	-	-	-	-	-	-	-	-
Monroe Charter Township, Precinct 2	-	-	-	-	-	-	-	-	-
Monroe Charter Township, Precinct 3	-	-	-	-	-	-	-	-	-
Monroe Charter Township, Precinct 4	-	-	-	-	-	-	-	-	-
Monroe Charter Township, Precinct 5	-	-	-	-	-	-	-	-	-
Monroe Charter Township, Precinct 6	-	-	-	-	-	-	-	-	-

Statement of Votes Cast
Monroe County
August 2010
SOVC For Jurisdiction Wide, All Counters, All Races
Official results

	Frenchtown 1								
	Reg. Voters	Vote For	Total Votes	Barbara Allen (REP)		Thomas P. Diaz (REP)		Reah E. Feiertag (REP)	
Raisinville Township, Precinct 1	-	-	-	-	-	-	-	-	-
Raisinville Township, Precinct 2	-	-	-	-	-	-	-	-	-
Summerfield Township, Precinct 1	-	-	-	-	-	-	-	-	-
Whiteford Township, Precinct 1	-	-	-	-	-	-	-	-	-
Whiteford Township, Precinct 2	-	-	-	-	-	-	-	-	-
Total	652	2	123	20	16.26%	44	35.77%	6	4.88%

Statement of Votes Cast
Monroe County
August 2010
SOVC For Jurisdiction Wide, All Counters, All Races
Official results

	Frenchtown 1					
	Thad Feiertag (REP)		Robert W. Krug (REP)		Write-In Votes	
Jurisdiction Wide						
City of Luna Pier, Precinct 1	-	-	-	-	-	-
City of Milan, Precinct 1	-	-	-	-	-	-
City of Monroe, Precinct 1	-	-	-	-	-	-
City of Monroe, Precinct 2	-	-	-	-	-	-
City of Monroe, Precinct 3N	-	-	-	-	-	-
City of Monroe, Precinct 3S	-	-	-	-	-	-
City of Monroe, Precinct 4	-	-	-	-	-	-
City of Monroe, Precinct 5	-	-	-	-	-	-
City of Monroe, Precinct 6	-	-	-	-	-	-
City of Petersburg, Precinct 1	-	-	-	-	-	-
Ash Township, Precinct 1	-	-	-	-	-	-
Ash Township, Precinct 2	-	-	-	-	-	-
Ash Township, Precinct 3	-	-	-	-	-	-
Bedford Township, Precinct 1	-	-	-	-	-	-
Bedford Township, Precinct 2	-	-	-	-	-	-
Bedford Township, Precinct 3	-	-	-	-	-	-
Bedford Township, Precinct 4	-	-	-	-	-	-
Bedford Township, Precinct 5	-	-	-	-	-	-
Bedford Township, Precinct 6	-	-	-	-	-	-
Bedford Township, Precinct 7	-	-	-	-	-	-
Bedford Township, Precinct 8	-	-	-	-	-	-
Bedford Township, Precinct 9	-	-	-	-	-	-
Bedford Township, Precinct 10	-	-	-	-	-	-
Bedford Township, Precinct 11	-	-	-	-	-	-
Bedford Township, Precinct 12	-	-	-	-	-	-
Bedford Township, Precinct 13	-	-	-	-	-	-
Bedford Township, Precinct 14	-	-	-	-	-	-
Berlin Township, Precinct 1	-	-	-	-	-	-
Berlin Township, Precinct 2	-	-	-	-	-	-
Berlin Township, Precinct 3	-	-	-	-	-	-
Berlin Township, Precinct 4	-	-	-	-	-	-
Dundee Township, Precinct 1	-	-	-	-	-	-
Dundee Township, Precinct 2	-	-	-	-	-	-
Dundee Township, Precinct 3	-	-	-	-	-	-
Erie Township, Precinct 1	-	-	-	-	-	-
Erie Township, Precinct 2	-	-	-	-	-	-
Exeter Township, Precinct 1	-	-	-	-	-	-
Exeter Township, Precinct 2	-	-	-	-	-	-
Frenchtown Township, Precinct 1	4	3.25%	49	39.84%	0	0.00%
Frenchtown Township, Precinct 2	-	-	-	-	-	-
Frenchtown Township, Precinct 3	-	-	-	-	-	-
Frenchtown Township, Precinct 4	-	-	-	-	-	-
Frenchtown Township, Precinct 5	-	-	-	-	-	-
Frenchtown Township, Precinct 6	-	-	-	-	-	-
Frenchtown Township, Precinct 7	-	-	-	-	-	-
Frenchtown Township, Precinct 8	-	-	-	-	-	-
Frenchtown Township, Precinct 9	-	-	-	-	-	-
Ida Township, Precinct 1	-	-	-	-	-	-
Ida Township, Precinct 2	-	-	-	-	-	-
LaSalle Township, Precinct 1	-	-	-	-	-	-
LaSalle Township, Precinct 2	-	-	-	-	-	-
London Township, Precinct 1	-	-	-	-	-	-
Milan Township, Precinct 1	-	-	-	-	-	-
Monroe Charter Township, Precinct 1	-	-	-	-	-	-
Monroe Charter Township, Precinct 2	-	-	-	-	-	-
Monroe Charter Township, Precinct 3	-	-	-	-	-	-
Monroe Charter Township, Precinct 4	-	-	-	-	-	-
Monroe Charter Township, Precinct 5	-	-	-	-	-	-
Monroe Charter Township, Precinct 6	-	-	-	-	-	-

Statement of Votes Cast
Monroe County
August 2010
SOVC For Jurisdiction Wide, All Counters, All Races
Official results

	Frenchtown 1					
	Thad Fciertag (REP)		Robert W. Krug (REP)		Write-In Votes	
Raisinville Township, Precinct 1	-	-	-	-	-	-
Raisinville Township, Precinct 2	-	-	-	-	-	-
Summerfield Township, Precinct 1	-	-	-	-	-	-
Whiteford Township, Precinct 1	-	-	-	-	-	-
Whiteford Township, Precinct 2	-	-	-	-	-	-
Total	4	3.25%	49	39.84%	0	0.00%

Statement of Votes Cast
Monroe County
August 2010
SOVC For Jurisdiction Wide, All Counters, All Races
Official results

	Frenchtown 2								
	Reg. Voters	Vote For	Total Votes	Michael S. Buchko, J (REP)		Jill Robertson (REP)		Write-In Votes	
Jurisdiction Wide									
City of Luna Pier, Precinct 1	-	-	-	-	-	-	-	-	-
City of Milan, Precinct 1	-	-	-	-	-	-	-	-	-
City of Monroe, Precinct 1	-	-	-	-	-	-	-	-	-
City of Monroe, Precinct 2	-	-	-	-	-	-	-	-	-
City of Monroe, Precinct 3N	-	-	-	-	-	-	-	-	-
City of Monroe, Precinct 3S	-	-	-	-	-	-	-	-	-
City of Monroe, Precinct 4	-	-	-	-	-	-	-	-	-
City of Monroe, Precinct 5	-	-	-	-	-	-	-	-	-
City of Monroe, Precinct 6	-	-	-	-	-	-	-	-	-
City of Petersburg, Precinct 1	-	-	-	-	-	-	-	-	-
Ash Township, Precinct 1	-	-	-	-	-	-	-	-	-
Ash Township, Precinct 2	-	-	-	-	-	-	-	-	-
Ash Township, Precinct 3	-	-	-	-	-	-	-	-	-
Bedford Township, Precinct 1	-	-	-	-	-	-	-	-	-
Bedford Township, Precinct 2	-	-	-	-	-	-	-	-	-
Bedford Township, Precinct 3	-	-	-	-	-	-	-	-	-
Bedford Township, Precinct 4	-	-	-	-	-	-	-	-	-
Bedford Township, Precinct 5	-	-	-	-	-	-	-	-	-
Bedford Township, Precinct 6	-	-	-	-	-	-	-	-	-
Bedford Township, Precinct 7	-	-	-	-	-	-	-	-	-
Bedford Township, Precinct 8	-	-	-	-	-	-	-	-	-
Bedford Township, Precinct 9	-	-	-	-	-	-	-	-	-
Bedford Township, Precinct 10	-	-	-	-	-	-	-	-	-
Bedford Township, Precinct 11	-	-	-	-	-	-	-	-	-
Bedford Township, Precinct 12	-	-	-	-	-	-	-	-	-
Bedford Township, Precinct 13	-	-	-	-	-	-	-	-	-
Bedford Township, Precinct 14	-	-	-	-	-	-	-	-	-
Berlin Township, Precinct 1	-	-	-	-	-	-	-	-	-
Berlin Township, Precinct 2	-	-	-	-	-	-	-	-	-
Berlin Township, Precinct 3	-	-	-	-	-	-	-	-	-
Berlin Township, Precinct 4	-	-	-	-	-	-	-	-	-
Dundee Township, Precinct 1	-	-	-	-	-	-	-	-	-
Dundee Township, Precinct 2	-	-	-	-	-	-	-	-	-
Dundee Township, Precinct 3	-	-	-	-	-	-	-	-	-
Erie Township, Precinct 1	-	-	-	-	-	-	-	-	-
Erie Township, Precinct 2	-	-	-	-	-	-	-	-	-
Exeter Township, Precinct 1	-	-	-	-	-	-	-	-	-
Exeter Township, Precinct 2	-	-	-	-	-	-	-	-	-
Frenchtown Township, Precinct 1	-	-	-	-	-	-	-	-	-
Frenchtown Township, Precinct 2	1247	3	98	47	47.96%	50	51.02%	1	1.02%
Frenchtown Township, Precinct 3	-	-	-	-	-	-	-	-	-
Frenchtown Township, Precinct 4	-	-	-	-	-	-	-	-	-
Frenchtown Township, Precinct 5	-	-	-	-	-	-	-	-	-
Frenchtown Township, Precinct 6	-	-	-	-	-	-	-	-	-
Frenchtown Township, Precinct 7	-	-	-	-	-	-	-	-	-
Frenchtown Township, Precinct 8	-	-	-	-	-	-	-	-	-
Frenchtown Township, Precinct 9	-	-	-	-	-	-	-	-	-
Ida Township, Precinct 1	-	-	-	-	-	-	-	-	-
Ida Township, Precinct 2	-	-	-	-	-	-	-	-	-
LaSalle Township, Precinct 1	-	-	-	-	-	-	-	-	-
LaSalle Township, Precinct 2	-	-	-	-	-	-	-	-	-
London Township, Precinct 1	-	-	-	-	-	-	-	-	-
Milan Township, Precinct 1	-	-	-	-	-	-	-	-	-
Monroe Charter Township, Precinct 1	-	-	-	-	-	-	-	-	-
Monroe Charter Township, Precinct 2	-	-	-	-	-	-	-	-	-
Monroe Charter Township, Precinct 3	-	-	-	-	-	-	-	-	-
Monroe Charter Township, Precinct 4	-	-	-	-	-	-	-	-	-
Monroe Charter Township, Precinct 5	-	-	-	-	-	-	-	-	-
Monroe Charter Township, Precinct 6	-	-	-	-	-	-	-	-	-

Statement of Votes Cast
Monroe County
August 2010
SOVC For Jurisdiction Wide, All Counters, All Races
Official results

	Frenchtown 2								
	Reg. Voters	Vote For	Total Votes	Michael S. Buchko, J (REP)		Jill Robertson (REP)		Write-In Votes	
Raisinville Township, Precinct 1	-	-	-	-	-	-	-	-	-
Raisinville Township, Precinct 2	-	-	-	-	-	-	-	-	-
Summerfield Township, Precinct 1	-	-	-	-	-	-	-	-	-
Whiteford Township, Precinct 1	-	-	-	-	-	-	-	-	-
Whiteford Township, Precinct 2	-	-	-	-	-	-	-	-	-
Total	1247	3	98	47	47.96%	50	51.02%	1	1.02%

Statement of Votes Cast
Monroe County
August 2010
SOVC For Jurisdiction Wide, All Counters, All Races
Official results

	Frenchtown 3								
	Reg. Voters	Vote For	Total Votes	Denise Andring (REP)		Shaun Andring (REP)		Stephanie Andring (REP)	
Jurisdiction Wide									
City of Luna Pier, Precinct 1	-	-	-	-	-	-	-	-	-
City of Milan, Precinct 1	-	-	-	-	-	-	-	-	-
City of Monroe, Precinct 1	-	-	-	-	-	-	-	-	-
City of Monroe, Precinct 2	-	-	-	-	-	-	-	-	-
City of Monroe, Precinct 3N	-	-	-	-	-	-	-	-	-
City of Monroe, Precinct 3S	-	-	-	-	-	-	-	-	-
City of Monroe, Precinct 4	-	-	-	-	-	-	-	-	-
City of Monroe, Precinct 5	-	-	-	-	-	-	-	-	-
City of Monroe, Precinct 6	-	-	-	-	-	-	-	-	-
City of Petersburg, Precinct 1	-	-	-	-	-	-	-	-	-
Ash Township, Precinct 1	-	-	-	-	-	-	-	-	-
Ash Township, Precinct 2	-	-	-	-	-	-	-	-	-
Ash Township, Precinct 3	-	-	-	-	-	-	-	-	-
Bedford Township, Precinct 1	-	-	-	-	-	-	-	-	-
Bedford Township, Precinct 2	-	-	-	-	-	-	-	-	-
Bedford Township, Precinct 3	-	-	-	-	-	-	-	-	-
Bedford Township, Precinct 4	-	-	-	-	-	-	-	-	-
Bedford Township, Precinct 5	-	-	-	-	-	-	-	-	-
Bedford Township, Precinct 6	-	-	-	-	-	-	-	-	-
Bedford Township, Precinct 7	-	-	-	-	-	-	-	-	-
Bedford Township, Precinct 8	-	-	-	-	-	-	-	-	-
Bedford Township, Precinct 9	-	-	-	-	-	-	-	-	-
Bedford Township, Precinct 10	-	-	-	-	-	-	-	-	-
Bedford Township, Precinct 11	-	-	-	-	-	-	-	-	-
Bedford Township, Precinct 12	-	-	-	-	-	-	-	-	-
Bedford Township, Precinct 13	-	-	-	-	-	-	-	-	-
Bedford Township, Precinct 14	-	-	-	-	-	-	-	-	-
Berlin Township, Precinct 1	-	-	-	-	-	-	-	-	-
Berlin Township, Precinct 2	-	-	-	-	-	-	-	-	-
Berlin Township, Precinct 3	-	-	-	-	-	-	-	-	-
Berlin Township, Precinct 4	-	-	-	-	-	-	-	-	-
Dundee Township, Precinct 1	-	-	-	-	-	-	-	-	-
Dundee Township, Precinct 2	-	-	-	-	-	-	-	-	-
Dundee Township, Precinct 3	-	-	-	-	-	-	-	-	-
Erie Township, Precinct 1	-	-	-	-	-	-	-	-	-
Erie Township, Precinct 2	-	-	-	-	-	-	-	-	-
Exeter Township, Precinct 1	-	-	-	-	-	-	-	-	-
Exeter Township, Precinct 2	-	-	-	-	-	-	-	-	-
Frenchtown Township, Precinct 1	-	-	-	-	-	-	-	-	-
Frenchtown Township, Precinct 2	-	-	-	-	-	-	-	-	-
Frenchtown Township, Precinct 3	1269	4	222	49	22.07%	46	20.72%	45	20.27%
Frenchtown Township, Precinct 4	-	-	-	-	-	-	-	-	-
Frenchtown Township, Precinct 5	-	-	-	-	-	-	-	-	-
Frenchtown Township, Precinct 6	-	-	-	-	-	-	-	-	-
Frenchtown Township, Precinct 7	-	-	-	-	-	-	-	-	-
Frenchtown Township, Precinct 8	-	-	-	-	-	-	-	-	-
Frenchtown Township, Precinct 9	-	-	-	-	-	-	-	-	-
Ida Township, Precinct 1	-	-	-	-	-	-	-	-	-
Ida Township, Precinct 2	-	-	-	-	-	-	-	-	-
LaSalle Township, Precinct 1	-	-	-	-	-	-	-	-	-
LaSalle Township, Precinct 2	-	-	-	-	-	-	-	-	-
London Township, Precinct 1	-	-	-	-	-	-	-	-	-
Milan Township, Precinct 1	-	-	-	-	-	-	-	-	-
Monroe Charter Township, Precinct 1	-	-	-	-	-	-	-	-	-
Monroe Charter Township, Precinct 2	-	-	-	-	-	-	-	-	-
Monroe Charter Township, Precinct 3	-	-	-	-	-	-	-	-	-
Monroe Charter Township, Precinct 4	-	-	-	-	-	-	-	-	-
Monroe Charter Township, Precinct 5	-	-	-	-	-	-	-	-	-
Monroe Charter Township, Precinct 6	-	-	-	-	-	-	-	-	-

Statement of Votes Cast
Monroe County
August 2010
SOVC For Jurisdiction Wide, All Counters, All Races
Official results

Frenchtown 3

	Reg. Voters	Vote For	Total Votes	Denise Andring (REP)		Shaun Andring (REP)		Stephanie Andring (REP)	
Raisinville Township, Precinct 1	-	-	-	-	-	-	-	-	-
Raisinville Township, Precinct 2	-	-	-	-	-	-	-	-	-
Summerfield Township, Precinct 1	-	-	-	-	-	-	-	-	-
Whiteford Township, Precinct 1	-	-	-	-	-	-	-	-	-
Whiteford Township, Precinct 2	-	-	-	-	-	-	-	-	-
Total	1269	4	222	49	22.07%	46	20.72%	45	20.27%

Statement of Votes Cast
Monroe County
August 2010
SOVC For Jurisdiction Wide, All Counters, All Races
Official results

	Frenchtown 3			
	Ricky T. Cain (REP)		Write-In Votes	
Jurisdiction Wide				
City of Luna Pier, Precinct 1	-	-	-	-
City of Milan, Precinct 1	-	-	-	-
City of Monroe, Precinct 1	-	-	-	-
City of Monroe, Precinct 2	-	-	-	-
City of Monroe, Precinct 3N	-	-	-	-
City of Monroe, Precinct 3S	-	-	-	-
City of Monroe, Precinct 4	-	-	-	-
City of Monroe, Precinct 5	-	-	-	-
City of Monroe, Precinct 6	-	-	-	-
City of Petersburg, Precinct 1	-	-	-	-
Ash Township, Precinct 1	-	-	-	-
Ash Township, Precinct 2	-	-	-	-
Ash Township, Precinct 3	-	-	-	-
Bedford Township, Precinct 1	-	-	-	-
Bedford Township, Precinct 2	-	-	-	-
Bedford Township, Precinct 3	-	-	-	-
Bedford Township, Precinct 4	-	-	-	-
Bedford Township, Precinct 5	-	-	-	-
Bedford Township, Precinct 6	-	-	-	-
Bedford Township, Precinct 7	-	-	-	-
Bedford Township, Precinct 8	-	-	-	-
Bedford Township, Precinct 9	-	-	-	-
Bedford Township, Precinct 10	-	-	-	-
Bedford Township, Precinct 11	-	-	-	-
Bedford Township, Precinct 12	-	-	-	-
Bedford Township, Precinct 13	-	-	-	-
Bedford Township, Precinct 14	-	-	-	-
Berlin Township, Precinct 1	-	-	-	-
Berlin Township, Precinct 2	-	-	-	-
Berlin Township, Precinct 3	-	-	-	-
Berlin Township, Precinct 4	-	-	-	-
Dundee Township, Precinct 1	-	-	-	-
Dundee Township, Precinct 2	-	-	-	-
Dundee Township, Precinct 3	-	-	-	-
Erie Township, Precinct 1	-	-	-	-
Erie Township, Precinct 2	-	-	-	-
Exeter Township, Precinct 1	-	-	-	-
Exeter Township, Precinct 2	-	-	-	-
Frenchtown Township, Precinct 1	-	-	-	-
Frenchtown Township, Precinct 2	-	-	-	-
Frenchtown Township, Precinct 3	77	34.68%	5	2.25%
Frenchtown Township, Precinct 4	-	-	-	-
Frenchtown Township, Precinct 5	-	-	-	-
Frenchtown Township, Precinct 6	-	-	-	-
Frenchtown Township, Precinct 7	-	-	-	-
Frenchtown Township, Precinct 8	-	-	-	-
Frenchtown Township, Precinct 9	-	-	-	-
Ida Township, Precinct 1	-	-	-	-
Ida Township, Precinct 2	-	-	-	-
LaSalle Township, Precinct 1	-	-	-	-
LaSalle Township, Precinct 2	-	-	-	-
London Township, Precinct 1	-	-	-	-
Milan Township, Precinct 1	-	-	-	-
Monroe Charter Township, Precinct 1	-	-	-	-
Monroe Charter Township, Precinct 2	-	-	-	-
Monroe Charter Township, Precinct 3	-	-	-	-
Monroe Charter Township, Precinct 4	-	-	-	-
Monroe Charter Township, Precinct 5	-	-	-	-
Monroe Charter Township, Precinct 6	-	-	-	-

Statement of Votes Cast
Monroe County
August 2010
SOVC For Jurisdiction Wide, All Counters, All Races
Official results

	Frenchtown 3			
	Ricky T. Cain (REP)		Write-In Votes	
Raisinville Township, Precinct 1	-	-	-	-
Raisinville Township, Precinct 2	-	-	-	-
Summerfield Township, Precinct 1	-	-	-	-
Whiteford Township, Precinct 1	-	-	-	-
Whiteford Township, Precinct 2	-	-	-	-
Total	77	34.68%	5	2.25%

Statement of Votes Cast
Monroe County
August 2010
SOVC For Jurisdiction Wide, All Counters, All Races
Official results

	Frenchtown 4								
	Reg. Voters	Vote For	Total Votes	Susan S. Cantey (REP)		Steven Michael Capse (REP)		Ignazio Cuccia (REP)	
Jurisdiction Wide									
City of Luna Pier, Precinct 1	-	-	-	-	-	-	-	-	-
City of Milan, Precinct 1	-	-	-	-	-	-	-	-	-
City of Monroe, Precinct 1	-	-	-	-	-	-	-	-	-
City of Monroe, Precinct 2	-	-	-	-	-	-	-	-	-
City of Monroe, Precinct 3N	-	-	-	-	-	-	-	-	-
City of Monroe, Precinct 3S	-	-	-	-	-	-	-	-	-
City of Monroe, Precinct 4	-	-	-	-	-	-	-	-	-
City of Monroe, Precinct 5	-	-	-	-	-	-	-	-	-
City of Monroe, Precinct 6	-	-	-	-	-	-	-	-	-
City of Petersburg, Precinct 1	-	-	-	-	-	-	-	-	-
Ash Township, Precinct 1	-	-	-	-	-	-	-	-	-
Ash Township, Precinct 2	-	-	-	-	-	-	-	-	-
Ash Township, Precinct 3	-	-	-	-	-	-	-	-	-
Bedford Township, Precinct 1	-	-	-	-	-	-	-	-	-
Bedford Township, Precinct 2	-	-	-	-	-	-	-	-	-
Bedford Township, Precinct 3	-	-	-	-	-	-	-	-	-
Bedford Township, Precinct 4	-	-	-	-	-	-	-	-	-
Bedford Township, Precinct 5	-	-	-	-	-	-	-	-	-
Bedford Township, Precinct 6	-	-	-	-	-	-	-	-	-
Bedford Township, Precinct 7	-	-	-	-	-	-	-	-	-
Bedford Township, Precinct 8	-	-	-	-	-	-	-	-	-
Bedford Township, Precinct 9	-	-	-	-	-	-	-	-	-
Bedford Township, Precinct 10	-	-	-	-	-	-	-	-	-
Bedford Township, Precinct 11	-	-	-	-	-	-	-	-	-
Bedford Township, Precinct 12	-	-	-	-	-	-	-	-	-
Bedford Township, Precinct 13	-	-	-	-	-	-	-	-	-
Bedford Township, Precinct 14	-	-	-	-	-	-	-	-	-
Berlin Township, Precinct 1	-	-	-	-	-	-	-	-	-
Berlin Township, Precinct 2	-	-	-	-	-	-	-	-	-
Berlin Township, Precinct 3	-	-	-	-	-	-	-	-	-
Berlin Township, Precinct 4	-	-	-	-	-	-	-	-	-
Dundee Township, Precinct 1	-	-	-	-	-	-	-	-	-
Dundee Township, Precinct 2	-	-	-	-	-	-	-	-	-
Dundee Township, Precinct 3	-	-	-	-	-	-	-	-	-
Erie Township, Precinct 1	-	-	-	-	-	-	-	-	-
Erie Township, Precinct 2	-	-	-	-	-	-	-	-	-
Exeter Township, Precinct 1	-	-	-	-	-	-	-	-	-
Exeter Township, Precinct 2	-	-	-	-	-	-	-	-	-
Frenchtown Township, Precinct 1	-	-	-	-	-	-	-	-	-
Frenchtown Township, Precinct 2	-	-	-	-	-	-	-	-	-
Frenchtown Township, Precinct 3	-	-	-	-	-	-	-	-	-
Frenchtown Township, Precinct 4	2001	4	531	63	11.86%	43	8.10%	77	14.50%
Frenchtown Township, Precinct 5	-	-	-	-	-	-	-	-	-
Frenchtown Township, Precinct 6	-	-	-	-	-	-	-	-	-
Frenchtown Township, Precinct 7	-	-	-	-	-	-	-	-	-
Frenchtown Township, Precinct 8	-	-	-	-	-	-	-	-	-
Frenchtown Township, Precinct 9	-	-	-	-	-	-	-	-	-
Ida Township, Precinct 1	-	-	-	-	-	-	-	-	-
Ida Township, Precinct 2	-	-	-	-	-	-	-	-	-
LaSalle Township, Precinct 1	-	-	-	-	-	-	-	-	-
LaSalle Township, Precinct 2	-	-	-	-	-	-	-	-	-
London Township, Precinct 1	-	-	-	-	-	-	-	-	-
Milan Township, Precinct 1	-	-	-	-	-	-	-	-	-
Monroe Charter Township, Precinct 1	-	-	-	-	-	-	-	-	-
Monroe Charter Township, Precinct 2	-	-	-	-	-	-	-	-	-
Monroe Charter Township, Precinct 3	-	-	-	-	-	-	-	-	-
Monroe Charter Township, Precinct 4	-	-	-	-	-	-	-	-	-
Monroe Charter Township, Precinct 5	-	-	-	-	-	-	-	-	-
Monroe Charter Township, Precinct 6	-	-	-	-	-	-	-	-	-

Statement of Votes Cast
Monroe County
August 2010
SOVC For Jurisdiction Wide, All Counters, All Races
Official results

	Frenchtown 4								
	Reg. Voters	Vote For	Total Votes	Susan S. Cantey (REP)		Steven Michael Capse (REP)		Ignazio Cuccia (REP)	
Raisinville Township, Precinct 1	-	-	-	-	-	-	-	-	-
Raisinville Township, Precinct 2	-	-	-	-	-	-	-	-	-
Summerfield Township, Precinct 1	-	-	-	-	-	-	-	-	-
Whiteford Township, Precinct 1	-	-	-	-	-	-	-	-	-
Whiteford Township, Precinct 2	-	-	-	-	-	-	-	-	-
Total	2001	4	531	63	11.86%	43	8.10%	77	14.50%

Statement of Votes Cast
Monroe County
August 2010
SOVC For Jurisdiction Wide, All Counters, All Races
Official results

Frenchtown 4

	Daniel L. Hartong (REP)		Mark H. Johnson (REP)		Diana Ohanesian (REP)		Richard J. Ohanesian (REP)		Mary Sue Terrasi (REP)	
Jurisdiction Wide										
City of Luna Pier, Precinct 1	-	-	-	-	-	-	-	-	-	-
City of Milan, Precinct 1	-	-	-	-	-	-	-	-	-	-
City of Monroe, Precinct 1	-	-	-	-	-	-	-	-	-	-
City of Monroe, Precinct 2	-	-	-	-	-	-	-	-	-	-
City of Monroe, Precinct 3N	-	-	-	-	-	-	-	-	-	-
City of Monroe, Precinct 3S	-	-	-	-	-	-	-	-	-	-
City of Monroe, Precinct 4	-	-	-	-	-	-	-	-	-	-
City of Monroe, Precinct 5	-	-	-	-	-	-	-	-	-	-
City of Monroe, Precinct 6	-	-	-	-	-	-	-	-	-	-
City of Petersburg, Precinct 1	-	-	-	-	-	-	-	-	-	-
Ash Township, Precinct 1	-	-	-	-	-	-	-	-	-	-
Ash Township, Precinct 2	-	-	-	-	-	-	-	-	-	-
Ash Township, Precinct 3	-	-	-	-	-	-	-	-	-	-
Bedford Township, Precinct 1	-	-	-	-	-	-	-	-	-	-
Bedford Township, Precinct 2	-	-	-	-	-	-	-	-	-	-
Bedford Township, Precinct 3	-	-	-	-	-	-	-	-	-	-
Bedford Township, Precinct 4	-	-	-	-	-	-	-	-	-	-
Bedford Township, Precinct 5	-	-	-	-	-	-	-	-	-	-
Bedford Township, Precinct 6	-	-	-	-	-	-	-	-	-	-
Bedford Township, Precinct 7	-	-	-	-	-	-	-	-	-	-
Bedford Township, Precinct 8	-	-	-	-	-	-	-	-	-	-
Bedford Township, Precinct 9	-	-	-	-	-	-	-	-	-	-
Bedford Township, Precinct 10	-	-	-	-	-	-	-	-	-	-
Bedford Township, Precinct 11	-	-	-	-	-	-	-	-	-	-
Bedford Township, Precinct 12	-	-	-	-	-	-	-	-	-	-
Bedford Township, Precinct 13	-	-	-	-	-	-	-	-	-	-
Bedford Township, Precinct 14	-	-	-	-	-	-	-	-	-	-
Berlin Township, Precinct 1	-	-	-	-	-	-	-	-	-	-
Berlin Township, Precinct 2	-	-	-	-	-	-	-	-	-	-
Berlin Township, Precinct 3	-	-	-	-	-	-	-	-	-	-
Berlin Township, Precinct 4	-	-	-	-	-	-	-	-	-	-
Dundee Township, Precinct 1	-	-	-	-	-	-	-	-	-	-
Dundee Township, Precinct 2	-	-	-	-	-	-	-	-	-	-
Dundee Township, Precinct 3	-	-	-	-	-	-	-	-	-	-
Erie Township, Precinct 1	-	-	-	-	-	-	-	-	-	-
Erie Township, Precinct 2	-	-	-	-	-	-	-	-	-	-
Exeter Township, Precinct 1	-	-	-	-	-	-	-	-	-	-
Exeter Township, Precinct 2	-	-	-	-	-	-	-	-	-	-
Frenchtown Township, Precinct 1	-	-	-	-	-	-	-	-	-	-
Frenchtown Township, Precinct 2	-	-	-	-	-	-	-	-	-	-
Frenchtown Township, Precinct 3	-	-	-	-	-	-	-	-	-	-
Frenchtown Township, Precinct 4	54	10.17%	69	12.99%	60	11.30%	44	8.29%	116	21.85%
Frenchtown Township, Precinct 5	-	-	-	-	-	-	-	-	-	-
Frenchtown Township, Precinct 6	-	-	-	-	-	-	-	-	-	-
Frenchtown Township, Precinct 7	-	-	-	-	-	-	-	-	-	-
Frenchtown Township, Precinct 8	-	-	-	-	-	-	-	-	-	-
Frenchtown Township, Precinct 9	-	-	-	-	-	-	-	-	-	-
Ida Township, Precinct 1	-	-	-	-	-	-	-	-	-	-
Ida Township, Precinct 2	-	-	-	-	-	-	-	-	-	-
LaSalle Township, Precinct 1	-	-	-	-	-	-	-	-	-	-
LaSalle Township, Precinct 2	-	-	-	-	-	-	-	-	-	-
London Township, Precinct 1	-	-	-	-	-	-	-	-	-	-
Milan Township, Precinct 1	-	-	-	-	-	-	-	-	-	-
Monroe Charter Township, Precinct 1	-	-	-	-	-	-	-	-	-	-
Monroe Charter Township, Precinct 2	-	-	-	-	-	-	-	-	-	-
Monroe Charter Township, Precinct 3	-	-	-	-	-	-	-	-	-	-
Monroe Charter Township, Precinct 4	-	-	-	-	-	-	-	-	-	-
Monroe Charter Township, Precinct 5	-	-	-	-	-	-	-	-	-	-
Monroe Charter Township, Precinct 6	-	-	-	-	-	-	-	-	-	-

Statement of Votes Cast
Monroe County
August 2010
SOVC For Jurisdiction Wide, All Counters, All Races
Official results

Frenchtown 4

	Daniel L. Hartong (REP)		Mark H. Johnson (REP)		Diana Ohanesian (REP)		Richard J. Ohanesian (REP)		Mary Sue Terrasi (REP)	
Raisinville Township, Precinct 1	-	-	-	-	-	-	-	-	-	-
Raisinville Township, Precinct 2	-	-	-	-	-	-	-	-	-	-
Summerfield Township, Precinct 1	-	-	-	-	-	-	-	-	-	-
Whiteford Township, Precinct 1	-	-	-	-	-	-	-	-	-	-
Whiteford Township, Precinct 2	-	-	-	-	-	-	-	-	-	-
Total	54	10.17%	69	12.99%	60	11.30%	44	8.29%	116	21.85%

Statement of Votes Cast
Monroe County
August 2010
SOVC For Jurisdiction Wide, All Counters, All Races
Official results

	Frenchtown 4	
	Write-In Votes	
Jurisdiction Wide		
City of Luna Pier, Precinct 1	-	-
City of Milan, Precinct 1	-	-
City of Monroe, Precinct 1	-	-
City of Monroe, Precinct 2	-	-
City of Monroe, Precinct 3N	-	-
City of Monroe, Precinct 3S	-	-
City of Monroe, Precinct 4	-	-
City of Monroe, Precinct 5	-	-
City of Monroe, Precinct 6	-	-
City of Petersburg, Precinct 1	-	-
Ash Township, Precinct 1	-	-
Ash Township, Precinct 2	-	-
Ash Township, Precinct 3	-	-
Bedford Township, Precinct 1	-	-
Bedford Township, Precinct 2	-	-
Bedford Township, Precinct 3	-	-
Bedford Township, Precinct 4	-	-
Bedford Township, Precinct 5	-	-
Bedford Township, Precinct 6	-	-
Bedford Township, Precinct 7	-	-
Bedford Township, Precinct 8	-	-
Bedford Township, Precinct 9	-	-
Bedford Township, Precinct 10	-	-
Bedford Township, Precinct 11	-	-
Bedford Township, Precinct 12	-	-
Bedford Township, Precinct 13	-	-
Bedford Township, Precinct 14	-	-
Berlin Township, Precinct 1	-	-
Berlin Township, Precinct 2	-	-
Berlin Township, Precinct 3	-	-
Berlin Township, Precinct 4	-	-
Dundee Township, Precinct 1	-	-
Dundee Township, Precinct 2	-	-
Dundee Township, Precinct 3	-	-
Erie Township, Precinct 1	-	-
Erie Township, Precinct 2	-	-
Exeter Township, Precinct 1	-	-
Exeter Township, Precinct 2	-	-
Frenchtown Township, Precinct 1	-	-
Frenchtown Township, Precinct 2	-	-
Frenchtown Township, Precinct 3	-	-
Frenchtown Township, Precinct 4	5	0.94%
Frenchtown Township, Precinct 5	-	-
Frenchtown Township, Precinct 6	-	-
Frenchtown Township, Precinct 7	-	-
Frenchtown Township, Precinct 8	-	-
Frenchtown Township, Precinct 9	-	-
Ida Township, Precinct 1	-	-
Ida Township, Precinct 2	-	-
LaSalle Township, Precinct 1	-	-
LaSalle Township, Precinct 2	-	-
London Township, Precinct 1	-	-
Milan Township, Precinct 1	-	-
Monroe Charter Township, Precinct 1	-	-
Monroe Charter Township, Precinct 2	-	-
Monroe Charter Township, Precinct 3	-	-
Monroe Charter Township, Precinct 4	-	-
Monroe Charter Township, Precinct 5	-	-
Monroe Charter Township, Precinct 6	-	-

	Frenchtown 4 Write-In Votes	
Raisinville Township, Precinct 1	-	-
Raisinville Township, Precinct 2	-	-
Summerfield Township, Precinct 1	-	-
Whiteford Township, Precinct 1	-	-
Whiteford Township, Precinct 2	-	-
Total	5	0.94%

Statement of Votes Cast
Monroe County
August 2010
SOVC For Jurisdiction Wide, All Counters, All Races
Official results

	Frenchtown 5								
	Reg. Voters	Vote For	Total Votes	James Geiermann (REP)		Paulette Geiermann (REP)		Write-In Votes	
Jurisdiction Wide									
City of Luna Pier, Precinct 1	-	-	-	-	-	-	-	-	-
City of Milan, Precinct 1	-	-	-	-	-	-	-	-	-
City of Monroe, Precinct 1	-	-	-	-	-	-	-	-	-
City of Monroe, Precinct 2	-	-	-	-	-	-	-	-	-
City of Monroe, Precinct 3N	-	-	-	-	-	-	-	-	-
City of Monroe, Precinct 3S	-	-	-	-	-	-	-	-	-
City of Monroe, Precinct 4	-	-	-	-	-	-	-	-	-
City of Monroe, Precinct 5	-	-	-	-	-	-	-	-	-
City of Monroe, Precinct 6	-	-	-	-	-	-	-	-	-
City of Petersburg, Precinct 1	-	-	-	-	-	-	-	-	-
Ash Township, Precinct 1	-	-	-	-	-	-	-	-	-
Ash Township, Precinct 2	-	-	-	-	-	-	-	-	-
Ash Township, Precinct 3	-	-	-	-	-	-	-	-	-
Bedford Township, Precinct 1	-	-	-	-	-	-	-	-	-
Bedford Township, Precinct 2	-	-	-	-	-	-	-	-	-
Bedford Township, Precinct 3	-	-	-	-	-	-	-	-	-
Bedford Township, Precinct 4	-	-	-	-	-	-	-	-	-
Bedford Township, Precinct 5	-	-	-	-	-	-	-	-	-
Bedford Township, Precinct 6	-	-	-	-	-	-	-	-	-
Bedford Township, Precinct 7	-	-	-	-	-	-	-	-	-
Bedford Township, Precinct 8	-	-	-	-	-	-	-	-	-
Bedford Township, Precinct 9	-	-	-	-	-	-	-	-	-
Bedford Township, Precinct 10	-	-	-	-	-	-	-	-	-
Bedford Township, Precinct 11	-	-	-	-	-	-	-	-	-
Bedford Township, Precinct 12	-	-	-	-	-	-	-	-	-
Bedford Township, Precinct 13	-	-	-	-	-	-	-	-	-
Bedford Township, Precinct 14	-	-	-	-	-	-	-	-	-
Berlin Township, Precinct 1	-	-	-	-	-	-	-	-	-
Berlin Township, Precinct 2	-	-	-	-	-	-	-	-	-
Berlin Township, Precinct 3	-	-	-	-	-	-	-	-	-
Berlin Township, Precinct 4	-	-	-	-	-	-	-	-	-
Dundee Township, Precinct 1	-	-	-	-	-	-	-	-	-
Dundee Township, Precinct 2	-	-	-	-	-	-	-	-	-
Dundee Township, Precinct 3	-	-	-	-	-	-	-	-	-
Erie Township, Precinct 1	-	-	-	-	-	-	-	-	-
Erie Township, Precinct 2	-	-	-	-	-	-	-	-	-
Exeter Township, Precinct 1	-	-	-	-	-	-	-	-	-
Exeter Township, Precinct 2	-	-	-	-	-	-	-	-	-
Frenchtown Township, Precinct 1	-	-	-	-	-	-	-	-	-
Frenchtown Township, Precinct 2	-	-	-	-	-	-	-	-	-
Frenchtown Township, Precinct 3	-	-	-	-	-	-	-	-	-
Frenchtown Township, Precinct 4	-	-	-	-	-	-	-	-	-
Frenchtown Township, Precinct 5	2490	4	156	80	51.28%	70	44.87%	6	3.85%
Frenchtown Township, Precinct 6	-	-	-	-	-	-	-	-	-
Frenchtown Township, Precinct 7	-	-	-	-	-	-	-	-	-
Frenchtown Township, Precinct 8	-	-	-	-	-	-	-	-	-
Frenchtown Township, Precinct 9	-	-	-	-	-	-	-	-	-
Ida Township, Precinct 1	-	-	-	-	-	-	-	-	-
Ida Township, Precinct 2	-	-	-	-	-	-	-	-	-
LaSalle Township, Precinct 1	-	-	-	-	-	-	-	-	-
LaSalle Township, Precinct 2	-	-	-	-	-	-	-	-	-
London Township, Precinct 1	-	-	-	-	-	-	-	-	-
Milan Township, Precinct 1	-	-	-	-	-	-	-	-	-
Monroe Charter Township, Precinct 1	-	-	-	-	-	-	-	-	-
Monroe Charter Township, Precinct 2	-	-	-	-	-	-	-	-	-
Monroe Charter Township, Precinct 3	-	-	-	-	-	-	-	-	-
Monroe Charter Township, Precinct 4	-	-	-	-	-	-	-	-	-
Monroe Charter Township, Precinct 5	-	-	-	-	-	-	-	-	-
Monroe Charter Township, Precinct 6	-	-	-	-	-	-	-	-	-

Statement of Votes Cast
Monroe County
August 2010
SOVC For Jurisdiction Wide, All Counters, All Races
Official results

	Frenchtown 5								
	Reg. Voters	Vote For	Total Votes	James Geiermann (REP)		Paulette Geiermann (REP)		Write-In Votes	
Raisinville Township, Precinct 1	-	-	-	-	-	-	-	-	-
Raisinville Township, Precinct 2	-	-	-	-	-	-	-	-	-
Summerfield Township, Precinct 1	-	-	-	-	-	-	-	-	-
Whiteford Township, Precinct 1	-	-	-	-	-	-	-	-	-
Whiteford Township, Precinct 2	-	-	-	-	-	-	-	-	-
Total	2490	4	156	80	51.28%	70	44.87%	6	3.85%

Statement of Votes Cast
Monroe County
August 2010
SOVC For Jurisdiction Wide, All Counters, All Races
Official results

	Frenchtown 6						
	Reg. Voters	Vote For	Total Votes	Brian K. Walz (REP)		Write-In Votes	
Jurisdiction Wide							
City of Luna Pier, Precinct 1	-	-	-	-	-	-	-
City of Milan, Precinct 1	-	-	-	-	-	-	-
City of Monroe, Precinct 1	-	-	-	-	-	-	-
City of Monroe, Precinct 2	-	-	-	-	-	-	-
City of Monroe, Precinct 3N	-	-	-	-	-	-	-
City of Monroe, Precinct 3S	-	-	-	-	-	-	-
City of Monroe, Precinct 4	-	-	-	-	-	-	-
City of Monroe, Precinct 5	-	-	-	-	-	-	-
City of Monroe, Precinct 6	-	-	-	-	-	-	-
City of Petersburg, Precinct 1	-	-	-	-	-	-	-
Ash Township, Precinct 1	-	-	-	-	-	-	-
Ash Township, Precinct 2	-	-	-	-	-	-	-
Ash Township, Precinct 3	-	-	-	-	-	-	-
Bedford Township, Precinct 1	-	-	-	-	-	-	-
Bedford Township, Precinct 2	-	-	-	-	-	-	-
Bedford Township, Precinct 3	-	-	-	-	-	-	-
Bedford Township, Precinct 4	-	-	-	-	-	-	-
Bedford Township, Precinct 5	-	-	-	-	-	-	-
Bedford Township, Precinct 6	-	-	-	-	-	-	-
Bedford Township, Precinct 7	-	-	-	-	-	-	-
Bedford Township, Precinct 8	-	-	-	-	-	-	-
Bedford Township, Precinct 9	-	-	-	-	-	-	-
Bedford Township, Precinct 10	-	-	-	-	-	-	-
Bedford Township, Precinct 11	-	-	-	-	-	-	-
Bedford Township, Precinct 12	-	-	-	-	-	-	-
Bedford Township, Precinct 13	-	-	-	-	-	-	-
Bedford Township, Precinct 14	-	-	-	-	-	-	-
Berlin Township, Precinct 1	-	-	-	-	-	-	-
Berlin Township, Precinct 2	-	-	-	-	-	-	-
Berlin Township, Precinct 3	-	-	-	-	-	-	-
Berlin Township, Precinct 4	-	-	-	-	-	-	-
Dundee Township, Precinct 1	-	-	-	-	-	-	-
Dundee Township, Precinct 2	-	-	-	-	-	-	-
Dundee Township, Precinct 3	-	-	-	-	-	-	-
Erie Township, Precinct 1	-	-	-	-	-	-	-
Erie Township, Precinct 2	-	-	-	-	-	-	-
Exeter Township, Precinct 1	-	-	-	-	-	-	-
Exeter Township, Precinct 2	-	-	-	-	-	-	-
Frenchtown Township, Precinct 1	-	-	-	-	-	-	-
Frenchtown Township, Precinct 2	-	-	-	-	-	-	-
Frenchtown Township, Precinct 3	-	-	-	-	-	-	-
Frenchtown Township, Precinct 4	-	-	-	-	-	-	-
Frenchtown Township, Precinct 5	-	-	-	-	-	-	-
Frenchtown Township, Precinct 6	1979	5	129	129	100.00%	0	0.00%
Frenchtown Township, Precinct 7	-	-	-	-	-	-	-
Frenchtown Township, Precinct 8	-	-	-	-	-	-	-
Frenchtown Township, Precinct 9	-	-	-	-	-	-	-
Ida Township, Precinct 1	-	-	-	-	-	-	-
Ida Township, Precinct 2	-	-	-	-	-	-	-
LaSalle Township, Precinct 1	-	-	-	-	-	-	-
LaSalle Township, Precinct 2	-	-	-	-	-	-	-
London Township, Precinct 1	-	-	-	-	-	-	-
Milan Township, Precinct 1	-	-	-	-	-	-	-
Monroe Charter Township, Precinct 1	-	-	-	-	-	-	-
Monroe Charter Township, Precinct 2	-	-	-	-	-	-	-
Monroe Charter Township, Precinct 3	-	-	-	-	-	-	-
Monroe Charter Township, Precinct 4	-	-	-	-	-	-	-
Monroe Charter Township, Precinct 5	-	-	-	-	-	-	-
Monroe Charter Township, Precinct 6	-	-	-	-	-	-	-

Statement of Votes Cast
Monroe County
August 2010
SOVC For Jurisdiction Wide, All Counters, All Races
Official results

	Frenchtown 6						
	Reg. Voters	Vote For	Total Votes	Brian K. Walz (REP)		Write-In Votes	
Raisinville Township, Precinct 1	-	-	-	-	-	-	-
Raisinville Township, Precinct 2	-	-	-	-	-	-	-
Summerfield Township, Precinct 1	-	-	-	-	-	-	-
Whiteford Township, Precinct 1	-	-	-	-	-	-	-
Whiteford Township, Precinct 2	-	-	-	-	-	-	-
Total	1979	5	129	129	100.00%	0	0.00%

Statement of Votes Cast
Monroe County
August 2010
SOVC For Jurisdiction Wide, All Counters, All Races
Official results

Frenchtown 7

	Reg. Voters	Vote For	Total Votes	Christine Donahue (REP)		Dan Donahue (REP)		John E. Eleniewski (REP)	
Jurisdiction Wide									
City of Luna Pier, Precinct 1	-	-	-	-	-	-	-	-	-
City of Milan, Precinct 1	-	-	-	-	-	-	-	-	-
City of Monroe, Precinct 1	-	-	-	-	-	-	-	-	-
City of Monroe, Precinct 2	-	-	-	-	-	-	-	-	-
City of Monroe, Precinct 3N	-	-	-	-	-	-	-	-	-
City of Monroe, Precinct 3S	-	-	-	-	-	-	-	-	-
City of Monroe, Precinct 4	-	-	-	-	-	-	-	-	-
City of Monroe, Precinct 5	-	-	-	-	-	-	-	-	-
City of Monroe, Precinct 6	-	-	-	-	-	-	-	-	-
City of Petersburg, Precinct 1	-	-	-	-	-	-	-	-	-
Ash Township, Precinct 1	-	-	-	-	-	-	-	-	-
Ash Township, Precinct 2	-	-	-	-	-	-	-	-	-
Ash Township, Precinct 3	-	-	-	-	-	-	-	-	-
Bedford Township, Precinct 1	-	-	-	-	-	-	-	-	-
Bedford Township, Precinct 2	-	-	-	-	-	-	-	-	-
Bedford Township, Precinct 3	-	-	-	-	-	-	-	-	-
Bedford Township, Precinct 4	-	-	-	-	-	-	-	-	-
Bedford Township, Precinct 5	-	-	-	-	-	-	-	-	-
Bedford Township, Precinct 6	-	-	-	-	-	-	-	-	-
Bedford Township, Precinct 7	-	-	-	-	-	-	-	-	-
Bedford Township, Precinct 8	-	-	-	-	-	-	-	-	-
Bedford Township, Precinct 9	-	-	-	-	-	-	-	-	-
Bedford Township, Precinct 10	-	-	-	-	-	-	-	-	-
Bedford Township, Precinct 11	-	-	-	-	-	-	-	-	-
Bedford Township, Precinct 12	-	-	-	-	-	-	-	-	-
Bedford Township, Precinct 13	-	-	-	-	-	-	-	-	-
Bedford Township, Precinct 14	-	-	-	-	-	-	-	-	-
Berlin Township, Precinct 1	-	-	-	-	-	-	-	-	-
Berlin Township, Precinct 2	-	-	-	-	-	-	-	-	-
Berlin Township, Precinct 3	-	-	-	-	-	-	-	-	-
Berlin Township, Precinct 4	-	-	-	-	-	-	-	-	-
Dundee Township, Precinct 1	-	-	-	-	-	-	-	-	-
Dundee Township, Precinct 2	-	-	-	-	-	-	-	-	-
Dundee Township, Precinct 3	-	-	-	-	-	-	-	-	-
Erie Township, Precinct 1	-	-	-	-	-	-	-	-	-
Erie Township, Precinct 2	-	-	-	-	-	-	-	-	-
Exeter Township, Precinct 1	-	-	-	-	-	-	-	-	-
Exeter Township, Precinct 2	-	-	-	-	-	-	-	-	-
Frenchtown Township, Precinct 1	-	-	-	-	-	-	-	-	-
Frenchtown Township, Precinct 2	-	-	-	-	-	-	-	-	-
Frenchtown Township, Precinct 3	-	-	-	-	-	-	-	-	-
Frenchtown Township, Precinct 4	-	-	-	-	-	-	-	-	-
Frenchtown Township, Precinct 5	-	-	-	-	-	-	-	-	-
Frenchtown Township, Precinct 6	-	-	-	-	-	-	-	-	-
Frenchtown Township, Precinct 7	2394	5	1042	201	19.29%	218	20.92%	85	8.16%
Frenchtown Township, Precinct 8	-	-	-	-	-	-	-	-	-
Frenchtown Township, Precinct 9	-	-	-	-	-	-	-	-	-
Ida Township, Precinct 1	-	-	-	-	-	-	-	-	-
Ida Township, Precinct 2	-	-	-	-	-	-	-	-	-
LaSalle Township, Precinct 1	-	-	-	-	-	-	-	-	-
LaSalle Township, Precinct 2	-	-	-	-	-	-	-	-	-
London Township, Precinct 1	-	-	-	-	-	-	-	-	-
Milan Township, Precinct 1	-	-	-	-	-	-	-	-	-
Monroe Charter Township, Precinct 1	-	-	-	-	-	-	-	-	-
Monroe Charter Township, Precinct 2	-	-	-	-	-	-	-	-	-
Monroe Charter Township, Precinct 3	-	-	-	-	-	-	-	-	-
Monroe Charter Township, Precinct 4	-	-	-	-	-	-	-	-	-
Monroe Charter Township, Precinct 5	-	-	-	-	-	-	-	-	-
Monroe Charter Township, Precinct 6	-	-	-	-	-	-	-	-	-

Statement of Votes Cast
Monroe County
August 2010
SOVC For Jurisdiction Wide, All Counters, All Races
Official results

Frenchtown 7

	Reg. Voters	Vote For	Total Votes	Christine Donahue (REP)		Dan Donahue (REP)		John E. Eleniewski (REP)	
Raisinville Township, Precinct 1	-	-	-	-	-	-	-	-	-
Raisinville Township, Precinct 2	-	-	-	-	-	-	-	-	-
Summerfield Township, Precinct 1	-	-	-	-	-	-	-	-	-
Whiteford Township, Precinct 1	-	-	-	-	-	-	-	-	-
Whiteford Township, Precinct 2	-	-	-	-	-	-	-	-	-
Total	2394	5	1042	201	19.29%	218	20.92%	85	8.16%

Statement of Votes Cast
Monroe County
August 2010
SOVC For Jurisdiction Wide, All Counters, All Races
Official results

Frenchtown 7

	Dean S. Hazel (REP)		John Richard Krug (REP)		Charles Reicherd (REP)		Laura Reicherd (REP)		Write-In Votes	
Jurisdiction Wide										
City of Luna Pier, Precinct 1	-	-	-	-	-	-	-	-	-	-
City of Milan, Precinct 1	-	-	-	-	-	-	-	-	-	-
City of Monroe, Precinct 1	-	-	-	-	-	-	-	-	-	-
City of Monroe, Precinct 2	-	-	-	-	-	-	-	-	-	-
City of Monroe, Precinct 3N	-	-	-	-	-	-	-	-	-	-
City of Monroe, Precinct 3S	-	-	-	-	-	-	-	-	-	-
City of Monroe, Precinct 4	-	-	-	-	-	-	-	-	-	-
City of Monroe, Precinct 5	-	-	-	-	-	-	-	-	-	-
City of Monroe, Precinct 6	-	-	-	-	-	-	-	-	-	-
City of Petersburg, Precinct 1	-	-	-	-	-	-	-	-	-	-
Ash Township, Precinct 1	-	-	-	-	-	-	-	-	-	-
Ash Township, Precinct 2	-	-	-	-	-	-	-	-	-	-
Ash Township, Precinct 3	-	-	-	-	-	-	-	-	-	-
Bedford Township, Precinct 1	-	-	-	-	-	-	-	-	-	-
Bedford Township, Precinct 2	-	-	-	-	-	-	-	-	-	-
Bedford Township, Precinct 3	-	-	-	-	-	-	-	-	-	-
Bedford Township, Precinct 4	-	-	-	-	-	-	-	-	-	-
Bedford Township, Precinct 5	-	-	-	-	-	-	-	-	-	-
Bedford Township, Precinct 6	-	-	-	-	-	-	-	-	-	-
Bedford Township, Precinct 7	-	-	-	-	-	-	-	-	-	-
Bedford Township, Precinct 8	-	-	-	-	-	-	-	-	-	-
Bedford Township, Precinct 9	-	-	-	-	-	-	-	-	-	-
Bedford Township, Precinct 10	-	-	-	-	-	-	-	-	-	-
Bedford Township, Precinct 11	-	-	-	-	-	-	-	-	-	-
Bedford Township, Precinct 12	-	-	-	-	-	-	-	-	-	-
Bedford Township, Precinct 13	-	-	-	-	-	-	-	-	-	-
Bedford Township, Precinct 14	-	-	-	-	-	-	-	-	-	-
Berlin Township, Precinct 1	-	-	-	-	-	-	-	-	-	-
Berlin Township, Precinct 2	-	-	-	-	-	-	-	-	-	-
Berlin Township, Precinct 3	-	-	-	-	-	-	-	-	-	-
Berlin Township, Precinct 4	-	-	-	-	-	-	-	-	-	-
Dundee Township, Precinct 1	-	-	-	-	-	-	-	-	-	-
Dundee Township, Precinct 2	-	-	-	-	-	-	-	-	-	-
Dundee Township, Precinct 3	-	-	-	-	-	-	-	-	-	-
Erie Township, Precinct 1	-	-	-	-	-	-	-	-	-	-
Erie Township, Precinct 2	-	-	-	-	-	-	-	-	-	-
Exeter Township, Precinct 1	-	-	-	-	-	-	-	-	-	-
Exeter Township, Precinct 2	-	-	-	-	-	-	-	-	-	-
Frenchtown Township, Precinct 1	-	-	-	-	-	-	-	-	-	-
Frenchtown Township, Precinct 2	-	-	-	-	-	-	-	-	-	-
Frenchtown Township, Precinct 3	-	-	-	-	-	-	-	-	-	-
Frenchtown Township, Precinct 4	-	-	-	-	-	-	-	-	-	-
Frenchtown Township, Precinct 5	-	-	-	-	-	-	-	-	-	-
Frenchtown Township, Precinct 6	-	-	-	-	-	-	-	-	-	-
Frenchtown Township, Precinct 7	91	8.73%	130	12.48%	164	15.74%	152	14.59%	1	0.10%
Frenchtown Township, Precinct 8	-	-	-	-	-	-	-	-	-	-
Frenchtown Township, Precinct 9	-	-	-	-	-	-	-	-	-	-
Ida Township, Precinct 1	-	-	-	-	-	-	-	-	-	-
Ida Township, Precinct 2	-	-	-	-	-	-	-	-	-	-
LaSalle Township, Precinct 1	-	-	-	-	-	-	-	-	-	-
LaSalle Township, Precinct 2	-	-	-	-	-	-	-	-	-	-
London Township, Precinct 1	-	-	-	-	-	-	-	-	-	-
Milan Township, Precinct 1	-	-	-	-	-	-	-	-	-	-
Monroe Charter Township, Precinct 1	-	-	-	-	-	-	-	-	-	-
Monroe Charter Township, Precinct 2	-	-	-	-	-	-	-	-	-	-
Monroe Charter Township, Precinct 3	-	-	-	-	-	-	-	-	-	-
Monroe Charter Township, Precinct 4	-	-	-	-	-	-	-	-	-	-
Monroe Charter Township, Precinct 5	-	-	-	-	-	-	-	-	-	-
Monroe Charter Township, Precinct 6	-	-	-	-	-	-	-	-	-	-

Statement of Votes Cast
Monroe County
August 2010
SOVC For Jurisdiction Wide, All Counters, All Races
Official results

Frenchtown 7

	Dean S. Hazel (REP)		John Richard Krug (REP)		Charles Reicherd (REP)		Laura Reicherd (REP)		Write-In Votes	
Raisinville Township, Precinct 1	-	-	-	-	-	-	-	-	-	-
Raisinville Township, Precinct 2	-	-	-	-	-	-	-	-	-	-
Summerfield Township, Precinct 1	-	-	-	-	-	-	-	-	-	-
Whiteford Township, Precinct 1	-	-	-	-	-	-	-	-	-	-
Whiteford Township, Precinct 2	-	-	-	-	-	-	-	-	-	-
Total	91	8.73%	130	12.48%	164	15.74%	152	14.59%	1	0.10%

Statement of Votes Cast
Monroe County
August 2010
SOVC For Jurisdiction Wide, All Counters, All Races
Official results

	Frenchtown 8								
	Reg. Voters	Vote For	Total Votes	Bob Polk (REP)		Cheryl Rotole (REP)		Joe Rotole (REP)	
Jurisdiction Wide									
City of Luna Pier, Precinct 1	-	-	-	-	-	-	-	-	-
City of Milan, Precinct 1	-	-	-	-	-	-	-	-	-
City of Monroe, Precinct 1	-	-	-	-	-	-	-	-	-
City of Monroe, Precinct 2	-	-	-	-	-	-	-	-	-
City of Monroe, Precinct 3N	-	-	-	-	-	-	-	-	-
City of Monroe, Precinct 3S	-	-	-	-	-	-	-	-	-
City of Monroe, Precinct 4	-	-	-	-	-	-	-	-	-
City of Monroe, Precinct 5	-	-	-	-	-	-	-	-	-
City of Monroe, Precinct 6	-	-	-	-	-	-	-	-	-
City of Petersburg, Precinct 1	-	-	-	-	-	-	-	-	-
Ash Township, Precinct 1	-	-	-	-	-	-	-	-	-
Ash Township, Precinct 2	-	-	-	-	-	-	-	-	-
Ash Township, Precinct 3	-	-	-	-	-	-	-	-	-
Bedford Township, Precinct 1	-	-	-	-	-	-	-	-	-
Bedford Township, Precinct 2	-	-	-	-	-	-	-	-	-
Bedford Township, Precinct 3	-	-	-	-	-	-	-	-	-
Bedford Township, Precinct 4	-	-	-	-	-	-	-	-	-
Bedford Township, Precinct 5	-	-	-	-	-	-	-	-	-
Bedford Township, Precinct 6	-	-	-	-	-	-	-	-	-
Bedford Township, Precinct 7	-	-	-	-	-	-	-	-	-
Bedford Township, Precinct 8	-	-	-	-	-	-	-	-	-
Bedford Township, Precinct 9	-	-	-	-	-	-	-	-	-
Bedford Township, Precinct 10	-	-	-	-	-	-	-	-	-
Bedford Township, Precinct 11	-	-	-	-	-	-	-	-	-
Bedford Township, Precinct 12	-	-	-	-	-	-	-	-	-
Bedford Township, Precinct 13	-	-	-	-	-	-	-	-	-
Bedford Township, Precinct 14	-	-	-	-	-	-	-	-	-
Berlin Township, Precinct 1	-	-	-	-	-	-	-	-	-
Berlin Township, Precinct 2	-	-	-	-	-	-	-	-	-
Berlin Township, Precinct 3	-	-	-	-	-	-	-	-	-
Berlin Township, Precinct 4	-	-	-	-	-	-	-	-	-
Dundee Township, Precinct 1	-	-	-	-	-	-	-	-	-
Dundee Township, Precinct 2	-	-	-	-	-	-	-	-	-
Dundee Township, Precinct 3	-	-	-	-	-	-	-	-	-
Erie Township, Precinct 1	-	-	-	-	-	-	-	-	-
Erie Township, Precinct 2	-	-	-	-	-	-	-	-	-
Exeter Township, Precinct 1	-	-	-	-	-	-	-	-	-
Exeter Township, Precinct 2	-	-	-	-	-	-	-	-	-
Frenchtown Township, Precinct 1	-	-	-	-	-	-	-	-	-
Frenchtown Township, Precinct 2	-	-	-	-	-	-	-	-	-
Frenchtown Township, Precinct 3	-	-	-	-	-	-	-	-	-
Frenchtown Township, Precinct 4	-	-	-	-	-	-	-	-	-
Frenchtown Township, Precinct 5	-	-	-	-	-	-	-	-	-
Frenchtown Township, Precinct 6	-	-	-	-	-	-	-	-	-
Frenchtown Township, Precinct 7	-	-	-	-	-	-	-	-	-
Frenchtown Township, Precinct 8	1565	4	446	93	20.85%	86	19.28%	99	22.20%
Frenchtown Township, Precinct 9	-	-	-	-	-	-	-	-	-
Ida Township, Precinct 1	-	-	-	-	-	-	-	-	-
Ida Township, Precinct 2	-	-	-	-	-	-	-	-	-
LaSalle Township, Precinct 1	-	-	-	-	-	-	-	-	-
LaSalle Township, Precinct 2	-	-	-	-	-	-	-	-	-
London Township, Precinct 1	-	-	-	-	-	-	-	-	-
Milan Township, Precinct 1	-	-	-	-	-	-	-	-	-
Monroe Charter Township, Precinct 1	-	-	-	-	-	-	-	-	-
Monroe Charter Township, Precinct 2	-	-	-	-	-	-	-	-	-
Monroe Charter Township, Precinct 3	-	-	-	-	-	-	-	-	-
Monroe Charter Township, Precinct 4	-	-	-	-	-	-	-	-	-
Monroe Charter Township, Precinct 5	-	-	-	-	-	-	-	-	-
Monroe Charter Township, Precinct 6	-	-	-	-	-	-	-	-	-

Statement of Votes Cast
Monroe County
August 2010
SOVC For Jurisdiction Wide, All Counters, All Races
Official results

Frenchtown 8

	Reg. Voters	Vote For	Total Votes	Bob Polk (REP)		Cheryl Rotole (REP)		Joe Rotole (REP)	
Raisinville Township, Precinct 1	-	-	-	-	-	-	-	-	-
Raisinville Township, Precinct 2	-	-	-	-	-	-	-	-	-
Summerfield Township, Precinct 1	-	-	-	-	-	-	-	-	-
Whiteford Township, Precinct 1	-	-	-	-	-	-	-	-	-
Whiteford Township, Precinct 2	-	-	-	-	-	-	-	-	-
Total	1565	4	446	93	20.85%	86	19.28%	99	22.20%

Statement of Votes Cast
Monroe County
August 2010
SOVC For Jurisdiction Wide, All Counters, All Races
Official results

	Frenchtown 8					
	Robert Trowbridge (REP)		Susan Trowbridge (REP)		Write-In Votes	
Jurisdiction Wide						
City of Luna Pier, Precinct 1	-	-	-	-	-	-
City of Milan, Precinct 1	-	-	-	-	-	-
City of Monroe, Precinct 1	-	-	-	-	-	-
City of Monroe, Precinct 2	-	-	-	-	-	-
City of Monroe, Precinct 3N	-	-	-	-	-	-
City of Monroe, Precinct 3S	-	-	-	-	-	-
City of Monroe, Precinct 4	-	-	-	-	-	-
City of Monroe, Precinct 5	-	-	-	-	-	-
City of Monroe, Precinct 6	-	-	-	-	-	-
City of Petersburg, Precinct 1	-	-	-	-	-	-
Ash Township, Precinct 1	-	-	-	-	-	-
Ash Township, Precinct 2	-	-	-	-	-	-
Ash Township, Precinct 3	-	-	-	-	-	-
Bedford Township, Precinct 1	-	-	-	-	-	-
Bedford Township, Precinct 2	-	-	-	-	-	-
Bedford Township, Precinct 3	-	-	-	-	-	-
Bedford Township, Precinct 4	-	-	-	-	-	-
Bedford Township, Precinct 5	-	-	-	-	-	-
Bedford Township, Precinct 6	-	-	-	-	-	-
Bedford Township, Precinct 7	-	-	-	-	-	-
Bedford Township, Precinct 8	-	-	-	-	-	-
Bedford Township, Precinct 9	-	-	-	-	-	-
Bedford Township, Precinct 10	-	-	-	-	-	-
Bedford Township, Precinct 11	-	-	-	-	-	-
Bedford Township, Precinct 12	-	-	-	-	-	-
Bedford Township, Precinct 13	-	-	-	-	-	-
Bedford Township, Precinct 14	-	-	-	-	-	-
Berlin Township, Precinct 1	-	-	-	-	-	-
Berlin Township, Precinct 2	-	-	-	-	-	-
Berlin Township, Precinct 3	-	-	-	-	-	-
Berlin Township, Precinct 4	-	-	-	-	-	-
Dundee Township, Precinct 1	-	-	-	-	-	-
Dundee Township, Precinct 2	-	-	-	-	-	-
Dundee Township, Precinct 3	-	-	-	-	-	-
Erie Township, Precinct 1	-	-	-	-	-	-
Erie Township, Precinct 2	-	-	-	-	-	-
Exeter Township, Precinct 1	-	-	-	-	-	-
Exeter Township, Precinct 2	-	-	-	-	-	-
Frenchtown Township, Precinct 1	-	-	-	-	-	-
Frenchtown Township, Precinct 2	-	-	-	-	-	-
Frenchtown Township, Precinct 3	-	-	-	-	-	-
Frenchtown Township, Precinct 4	-	-	-	-	-	-
Frenchtown Township, Precinct 5	-	-	-	-	-	-
Frenchtown Township, Precinct 6	-	-	-	-	-	-
Frenchtown Township, Precinct 7	-	-	-	-	-	-
Frenchtown Township, Precinct 8	88	19.73%	75	16.82%	5	1.12%
Frenchtown Township, Precinct 9	-	-	-	-	-	-
Ida Township, Precinct 1	-	-	-	-	-	-
Ida Township, Precinct 2	-	-	-	-	-	-
LaSalle Township, Precinct 1	-	-	-	-	-	-
LaSalle Township, Precinct 2	-	-	-	-	-	-
London Township, Precinct 1	-	-	-	-	-	-
Milan Township, Precinct 1	-	-	-	-	-	-
Monroe Charter Township, Precinct 1	-	-	-	-	-	-
Monroe Charter Township, Precinct 2	-	-	-	-	-	-
Monroe Charter Township, Precinct 3	-	-	-	-	-	-
Monroe Charter Township, Precinct 4	-	-	-	-	-	-
Monroe Charter Township, Precinct 5	-	-	-	-	-	-
Monroe Charter Township, Precinct 6	-	-	-	-	-	-

Statement of Votes Cast
Monroe County
August 2010
SOVC For Jurisdiction Wide, All Counters, All Races
Official results

	Frenchtown 8					
	Robert Trowbridge (REP)		Susan Trowbridge (REP)		Write-In Votes	
Raisinville Township, Precinct 1	-	-	-	-	-	-
Raisinville Township, Precinct 2	-	-	-	-	-	-
Summerfield Township, Precinct 1	-	-	-	-	-	-
Whiteford Township, Precinct 1	-	-	-	-	-	-
Whiteford Township, Precinct 2	-	-	-	-	-	-
Total	88	19.73%	75	16.82%	5	1.12%

Statement of Votes Cast
Monroe County
August 2010
SOVC For Jurisdiction Wide, All Counters, All Races
Official results

	Frenchtown 9						
	Reg. Voters	Vote For	Total Votes	Josephine A. Bach (REP)		Write-In Votes	
Jurisdiction Wide							
City of Luna Pier, Precinct 1	-	-	-	-	-	-	-
City of Milan, Precinct 1	-	-	-	-	-	-	-
City of Monroe, Precinct 1	-	-	-	-	-	-	-
City of Monroe, Precinct 2	-	-	-	-	-	-	-
City of Monroe, Precinct 3N	-	-	-	-	-	-	-
City of Monroe, Precinct 3S	-	-	-	-	-	-	-
City of Monroe, Precinct 4	-	-	-	-	-	-	-
City of Monroe, Precinct 5	-	-	-	-	-	-	-
City of Monroe, Precinct 6	-	-	-	-	-	-	-
City of Petersburg, Precinct 1	-	-	-	-	-	-	-
Ash Township, Precinct 1	-	-	-	-	-	-	-
Ash Township, Precinct 2	-	-	-	-	-	-	-
Ash Township, Precinct 3	-	-	-	-	-	-	-
Bedford Township, Precinct 1	-	-	-	-	-	-	-
Bedford Township, Precinct 2	-	-	-	-	-	-	-
Bedford Township, Precinct 3	-	-	-	-	-	-	-
Bedford Township, Precinct 4	-	-	-	-	-	-	-
Bedford Township, Precinct 5	-	-	-	-	-	-	-
Bedford Township, Precinct 6	-	-	-	-	-	-	-
Bedford Township, Precinct 7	-	-	-	-	-	-	-
Bedford Township, Precinct 8	-	-	-	-	-	-	-
Bedford Township, Precinct 9	-	-	-	-	-	-	-
Bedford Township, Precinct 10	-	-	-	-	-	-	-
Bedford Township, Precinct 11	-	-	-	-	-	-	-
Bedford Township, Precinct 12	-	-	-	-	-	-	-
Bedford Township, Precinct 13	-	-	-	-	-	-	-
Bedford Township, Precinct 14	-	-	-	-	-	-	-
Berlin Township, Precinct 1	-	-	-	-	-	-	-
Berlin Township, Precinct 2	-	-	-	-	-	-	-
Berlin Township, Precinct 3	-	-	-	-	-	-	-
Berlin Township, Precinct 4	-	-	-	-	-	-	-
Dundee Township, Precinct 1	-	-	-	-	-	-	-
Dundee Township, Precinct 2	-	-	-	-	-	-	-
Dundee Township, Precinct 3	-	-	-	-	-	-	-
Erie Township, Precinct 1	-	-	-	-	-	-	-
Erie Township, Precinct 2	-	-	-	-	-	-	-
Exeter Township, Precinct 1	-	-	-	-	-	-	-
Exeter Township, Precinct 2	-	-	-	-	-	-	-
Frenchtown Township, Precinct 1	-	-	-	-	-	-	-
Frenchtown Township, Precinct 2	-	-	-	-	-	-	-
Frenchtown Township, Precinct 3	-	-	-	-	-	-	-
Frenchtown Township, Precinct 4	-	-	-	-	-	-	-
Frenchtown Township, Precinct 5	-	-	-	-	-	-	-
Frenchtown Township, Precinct 6	-	-	-	-	-	-	-
Frenchtown Township, Precinct 7	-	-	-	-	-	-	-
Frenchtown Township, Precinct 8	-	-	-	-	-	-	-
Frenchtown Township, Precinct 9	1431	3	99	99	100.00%	0	0.00%
Ida Township, Precinct 1	-	-	-	-	-	-	-
Ida Township, Precinct 2	-	-	-	-	-	-	-
LaSalle Township, Precinct 1	-	-	-	-	-	-	-
LaSalle Township, Precinct 2	-	-	-	-	-	-	-
London Township, Precinct 1	-	-	-	-	-	-	-
Milan Township, Precinct 1	-	-	-	-	-	-	-
Monroe Charter Township, Precinct 1	-	-	-	-	-	-	-
Monroe Charter Township, Precinct 2	-	-	-	-	-	-	-
Monroe Charter Township, Precinct 3	-	-	-	-	-	-	-
Monroe Charter Township, Precinct 4	-	-	-	-	-	-	-
Monroe Charter Township, Precinct 5	-	-	-	-	-	-	-
Monroe Charter Township, Precinct 6	-	-	-	-	-	-	-

Statement of Votes Cast
Monroe County
August 2010
SOVC For Jurisdiction Wide, All Counters, All Races
Official results

	Frenchtown 9						
	Reg. Voters	Vote For	Total Votes	Josephine A. Bach (REP)		Write-In Votes	
Raisinville Township, Precinct 1	-	-	-	-	-	-	-
Raisinville Township, Precinct 2	-	-	-	-	-	-	-
Summerfield Township, Precinct 1	-	-	-	-	-	-	-
Whiteford Township, Precinct 1	-	-	-	-	-	-	-
Whiteford Township, Precinct 2	-	-	-	-	-	-	-
Total	1431	3	99	99	100.00%	0	0.00%

Statement of Votes Cast
Monroe County
August 2010
SOVC For Jurisdiction Wide, All Counters, All Races
Official results

	Ida 1				
	Reg. Voters	Vote For	Total Votes	Write-In Votes	
Jurisdiction Wide					
City of Luna Pier, Precinct 1	-	-	-	-	-
City of Milan, Precinct 1	-	-	-	-	-
City of Monroe, Precinct 1	-	-	-	-	-
City of Monroe, Precinct 2	-	-	-	-	-
City of Monroe, Precinct 3N	-	-	-	-	-
City of Monroe, Precinct 3S	-	-	-	-	-
City of Monroe, Precinct 4	-	-	-	-	-
City of Monroe, Precinct 5	-	-	-	-	-
City of Monroe, Precinct 6	-	-	-	-	-
City of Petersburg, Precinct 1	-	-	-	-	-
Ash Township, Precinct 1	-	-	-	-	-
Ash Township, Precinct 2	-	-	-	-	-
Ash Township, Precinct 3	-	-	-	-	-
Bedford Township, Precinct 1	-	-	-	-	-
Bedford Township, Precinct 2	-	-	-	-	-
Bedford Township, Precinct 3	-	-	-	-	-
Bedford Township, Precinct 4	-	-	-	-	-
Bedford Township, Precinct 5	-	-	-	-	-
Bedford Township, Precinct 6	-	-	-	-	-
Bedford Township, Precinct 7	-	-	-	-	-
Bedford Township, Precinct 8	-	-	-	-	-
Bedford Township, Precinct 9	-	-	-	-	-
Bedford Township, Precinct 10	-	-	-	-	-
Bedford Township, Precinct 11	-	-	-	-	-
Bedford Township, Precinct 12	-	-	-	-	-
Bedford Township, Precinct 13	-	-	-	-	-
Bedford Township, Precinct 14	-	-	-	-	-
Berlin Township, Precinct 1	-	-	-	-	-
Berlin Township, Precinct 2	-	-	-	-	-
Berlin Township, Precinct 3	-	-	-	-	-
Berlin Township, Precinct 4	-	-	-	-	-
Dundee Township, Precinct 1	-	-	-	-	-
Dundee Township, Precinct 2	-	-	-	-	-
Dundee Township, Precinct 3	-	-	-	-	-
Erie Township, Precinct 1	-	-	-	-	-
Erie Township, Precinct 2	-	-	-	-	-
Exeter Township, Precinct 1	-	-	-	-	-
Exeter Township, Precinct 2	-	-	-	-	-
Frenchtown Township, Precinct 1	-	-	-	-	-
Frenchtown Township, Precinct 2	-	-	-	-	-
Frenchtown Township, Precinct 3	-	-	-	-	-
Frenchtown Township, Precinct 4	-	-	-	-	-
Frenchtown Township, Precinct 5	-	-	-	-	-
Frenchtown Township, Precinct 6	-	-	-	-	-
Frenchtown Township, Precinct 7	-	-	-	-	-
Frenchtown Township, Precinct 8	-	-	-	-	-
Frenchtown Township, Precinct 9	-	-	-	-	-
Ida Township, Precinct 1	1980	9	10	10	100.00%
Ida Township, Precinct 2	-	-	-	-	-
LaSalle Township, Precinct 1	-	-	-	-	-
LaSalle Township, Precinct 2	-	-	-	-	-
London Township, Precinct 1	-	-	-	-	-
Milan Township, Precinct 1	-	-	-	-	-
Monroe Charter Township, Precinct 1	-	-	-	-	-
Monroe Charter Township, Precinct 2	-	-	-	-	-
Monroe Charter Township, Precinct 3	-	-	-	-	-
Monroe Charter Township, Precinct 4	-	-	-	-	-
Monroe Charter Township, Precinct 5	-	-	-	-	-
Monroe Charter Township, Precinct 6	-	-	-	-	-

Statement of Votes Cast
Monroe County
August 2010
SOVC For Jurisdiction Wide, All Counters, All Races
Official results

	Ida 1				
	Reg. Voters	Vote For	Total Votes	Write-In Votes	
Raisinville Township, Precinct 1	-	-	-	-	-
Raisinville Township, Precinct 2	-	-	-	-	-
Summerfield Township, Precinct 1	-	-	-	-	-
Whiteford Township, Precinct 1	-	-	-	-	-
Whiteford Township, Precinct 2	-	-	-	-	-
Total	1980	9	10	10	100.00%

Statement of Votes Cast
Monroe County
August 2010
SOVC For Jurisdiction Wide, All Counters, All Races
Official results

	Ida 2								
	Reg. Voters	Vote For	Total Votes	Ada Wyrabkiewicz (REP)		Stanley Wyrabkiewicz (REP)		Write-In Votes	
Jurisdiction Wide									
City of Luna Pier, Precinct 1	-	-	-	-	-	-	-	-	-
City of Milan, Precinct 1	-	-	-	-	-	-	-	-	-
City of Monroe, Precinct 1	-	-	-	-	-	-	-	-	-
City of Monroe, Precinct 2	-	-	-	-	-	-	-	-	-
City of Monroe, Precinct 3N	-	-	-	-	-	-	-	-	-
City of Monroe, Precinct 3S	-	-	-	-	-	-	-	-	-
City of Monroe, Precinct 4	-	-	-	-	-	-	-	-	-
City of Monroe, Precinct 5	-	-	-	-	-	-	-	-	-
City of Monroe, Precinct 6	-	-	-	-	-	-	-	-	-
City of Petersburg, Precinct 1	-	-	-	-	-	-	-	-	-
Ash Township, Precinct 1	-	-	-	-	-	-	-	-	-
Ash Township, Precinct 2	-	-	-	-	-	-	-	-	-
Ash Township, Precinct 3	-	-	-	-	-	-	-	-	-
Bedford Township, Precinct 1	-	-	-	-	-	-	-	-	-
Bedford Township, Precinct 2	-	-	-	-	-	-	-	-	-
Bedford Township, Precinct 3	-	-	-	-	-	-	-	-	-
Bedford Township, Precinct 4	-	-	-	-	-	-	-	-	-
Bedford Township, Precinct 5	-	-	-	-	-	-	-	-	-
Bedford Township, Precinct 6	-	-	-	-	-	-	-	-	-
Bedford Township, Precinct 7	-	-	-	-	-	-	-	-	-
Bedford Township, Precinct 8	-	-	-	-	-	-	-	-	-
Bedford Township, Precinct 9	-	-	-	-	-	-	-	-	-
Bedford Township, Precinct 10	-	-	-	-	-	-	-	-	-
Bedford Township, Precinct 11	-	-	-	-	-	-	-	-	-
Bedford Township, Precinct 12	-	-	-	-	-	-	-	-	-
Bedford Township, Precinct 13	-	-	-	-	-	-	-	-	-
Bedford Township, Precinct 14	-	-	-	-	-	-	-	-	-
Berlin Township, Precinct 1	-	-	-	-	-	-	-	-	-
Berlin Township, Precinct 2	-	-	-	-	-	-	-	-	-
Berlin Township, Precinct 3	-	-	-	-	-	-	-	-	-
Berlin Township, Precinct 4	-	-	-	-	-	-	-	-	-
Dundee Township, Precinct 1	-	-	-	-	-	-	-	-	-
Dundee Township, Precinct 2	-	-	-	-	-	-	-	-	-
Dundee Township, Precinct 3	-	-	-	-	-	-	-	-	-
Erie Township, Precinct 1	-	-	-	-	-	-	-	-	-
Erie Township, Precinct 2	-	-	-	-	-	-	-	-	-
Exeter Township, Precinct 1	-	-	-	-	-	-	-	-	-
Exeter Township, Precinct 2	-	-	-	-	-	-	-	-	-
Frenchtown Township, Precinct 1	-	-	-	-	-	-	-	-	-
Frenchtown Township, Precinct 2	-	-	-	-	-	-	-	-	-
Frenchtown Township, Precinct 3	-	-	-	-	-	-	-	-	-
Frenchtown Township, Precinct 4	-	-	-	-	-	-	-	-	-
Frenchtown Township, Precinct 5	-	-	-	-	-	-	-	-	-
Frenchtown Township, Precinct 6	-	-	-	-	-	-	-	-	-
Frenchtown Township, Precinct 7	-	-	-	-	-	-	-	-	-
Frenchtown Township, Precinct 8	-	-	-	-	-	-	-	-	-
Frenchtown Township, Precinct 9	-	-	-	-	-	-	-	-	-
Ida Township, Precinct 1	-	-	-	-	-	-	-	-	-
Ida Township, Precinct 2	1844	7	293	139	47.44%	154	52.56%	0	0.00%
LaSalle Township, Precinct 1	-	-	-	-	-	-	-	-	-
LaSalle Township, Precinct 2	-	-	-	-	-	-	-	-	-
London Township, Precinct 1	-	-	-	-	-	-	-	-	-
Milan Township, Precinct 1	-	-	-	-	-	-	-	-	-
Monroe Charter Township, Precinct 1	-	-	-	-	-	-	-	-	-
Monroe Charter Township, Precinct 2	-	-	-	-	-	-	-	-	-
Monroe Charter Township, Precinct 3	-	-	-	-	-	-	-	-	-
Monroe Charter Township, Precinct 4	-	-	-	-	-	-	-	-	-
Monroe Charter Township, Precinct 5	-	-	-	-	-	-	-	-	-
Monroe Charter Township, Precinct 6	-	-	-	-	-	-	-	-	-

Statement of Votes Cast
Monroe County
August 2010
SOVC For Jurisdiction Wide, All Counters, All Races
Official results

Ida 2

	Reg. Voters	Vote For	Total Votes	Ada Wyrabkiewicz (REP)		Stanley Wyrabkiewicz (REP)		Write-In Votes	
Raisinville Township, Precinct 1	-	-	-	-	-	-	-	-	-
Raisinville Township, Precinct 2	-	-	-	-	-	-	-	-	-
Summerfield Township, Precinct 1	-	-	-	-	-	-	-	-	-
Whiteford Township, Precinct 1	-	-	-	-	-	-	-	-	-
Whiteford Township, Precinct 2	-	-	-	-	-	-	-	-	-
Total	1844	7	293	139	47.44%	154	52.56%	0	0.00%

Statement of Votes Cast
Monroe County
August 2010
SOVC For Jurisdiction Wide, All Counters, All Races
Official results

	Lasalle 1								
	Reg. Voters	Vote For	Total Votes	Patricia Pond Braden (REP)		Mary J. Davison (REP)		Michael B. Davison (REP)	
Jurisdiction Wide									
City of Luna Pier, Precinct 1	-	-	-	-	-	-	-	-	-
City of Milan, Precinct 1	-	-	-	-	-	-	-	-	-
City of Monroe, Precinct 1	-	-	-	-	-	-	-	-	-
City of Monroe, Precinct 2	-	-	-	-	-	-	-	-	-
City of Monroe, Precinct 3N	-	-	-	-	-	-	-	-	-
City of Monroe, Precinct 3S	-	-	-	-	-	-	-	-	-
City of Monroe, Precinct 4	-	-	-	-	-	-	-	-	-
City of Monroe, Precinct 5	-	-	-	-	-	-	-	-	-
City of Monroe, Precinct 6	-	-	-	-	-	-	-	-	-
City of Petersburg, Precinct 1	-	-	-	-	-	-	-	-	-
Ash Township, Precinct 1	-	-	-	-	-	-	-	-	-
Ash Township, Precinct 2	-	-	-	-	-	-	-	-	-
Ash Township, Precinct 3	-	-	-	-	-	-	-	-	-
Bedford Township, Precinct 1	-	-	-	-	-	-	-	-	-
Bedford Township, Precinct 2	-	-	-	-	-	-	-	-	-
Bedford Township, Precinct 3	-	-	-	-	-	-	-	-	-
Bedford Township, Precinct 4	-	-	-	-	-	-	-	-	-
Bedford Township, Precinct 5	-	-	-	-	-	-	-	-	-
Bedford Township, Precinct 6	-	-	-	-	-	-	-	-	-
Bedford Township, Precinct 7	-	-	-	-	-	-	-	-	-
Bedford Township, Precinct 8	-	-	-	-	-	-	-	-	-
Bedford Township, Precinct 9	-	-	-	-	-	-	-	-	-
Bedford Township, Precinct 10	-	-	-	-	-	-	-	-	-
Bedford Township, Precinct 11	-	-	-	-	-	-	-	-	-
Bedford Township, Precinct 12	-	-	-	-	-	-	-	-	-
Bedford Township, Precinct 13	-	-	-	-	-	-	-	-	-
Bedford Township, Precinct 14	-	-	-	-	-	-	-	-	-
Berlin Township, Precinct 1	-	-	-	-	-	-	-	-	-
Berlin Township, Precinct 2	-	-	-	-	-	-	-	-	-
Berlin Township, Precinct 3	-	-	-	-	-	-	-	-	-
Berlin Township, Precinct 4	-	-	-	-	-	-	-	-	-
Dundee Township, Precinct 1	-	-	-	-	-	-	-	-	-
Dundee Township, Precinct 2	-	-	-	-	-	-	-	-	-
Dundee Township, Precinct 3	-	-	-	-	-	-	-	-	-
Erie Township, Precinct 1	-	-	-	-	-	-	-	-	-
Erie Township, Precinct 2	-	-	-	-	-	-	-	-	-
Exeter Township, Precinct 1	-	-	-	-	-	-	-	-	-
Exeter Township, Precinct 2	-	-	-	-	-	-	-	-	-
Frenchtown Township, Precinct 1	-	-	-	-	-	-	-	-	-
Frenchtown Township, Precinct 2	-	-	-	-	-	-	-	-	-
Frenchtown Township, Precinct 3	-	-	-	-	-	-	-	-	-
Frenchtown Township, Precinct 4	-	-	-	-	-	-	-	-	-
Frenchtown Township, Precinct 5	-	-	-	-	-	-	-	-	-
Frenchtown Township, Precinct 6	-	-	-	-	-	-	-	-	-
Frenchtown Township, Precinct 7	-	-	-	-	-	-	-	-	-
Frenchtown Township, Precinct 8	-	-	-	-	-	-	-	-	-
Frenchtown Township, Precinct 9	-	-	-	-	-	-	-	-	-
Ida Township, Precinct 1	-	-	-	-	-	-	-	-	-
Ida Township, Precinct 2	-	-	-	-	-	-	-	-	-
LaSalle Township, Precinct 1	1682	5	525	101	19.24%	70	13.33%	70	13.33%
LaSalle Township, Precinct 2	-	-	-	-	-	-	-	-	-
London Township, Precinct 1	-	-	-	-	-	-	-	-	-
Milan Township, Precinct 1	-	-	-	-	-	-	-	-	-
Monroe Charter Township, Precinct 1	-	-	-	-	-	-	-	-	-
Monroe Charter Township, Precinct 2	-	-	-	-	-	-	-	-	-
Monroe Charter Township, Precinct 3	-	-	-	-	-	-	-	-	-
Monroe Charter Township, Precinct 4	-	-	-	-	-	-	-	-	-
Monroe Charter Township, Precinct 5	-	-	-	-	-	-	-	-	-
Monroe Charter Township, Precinct 6	-	-	-	-	-	-	-	-	-

Statement of Votes Cast
Monroe County
August 2010
SOVC For Jurisdiction Wide, All Counters, All Races
Official results

Lasalle 1

	Reg. Voters	Vote For	Total Votes	Patricia Pond Braden (REP)		Mary J. Davison (REP)		Michael B. Davison (REP)	
Raisinville Township, Precinct 1	-	-	-	-	-	-	-	-	-
Raisinville Township, Precinct 2	-	-	-	-	-	-	-	-	-
Summerfield Township, Precinct 1	-	-	-	-	-	-	-	-	-
Whiteford Township, Precinct 1	-	-	-	-	-	-	-	-	-
Whiteford Township, Precinct 2	-	-	-	-	-	-	-	-	-
Total	1682	5	525	101	19.24%	70	13.33%	70	13.33%

Statement of Votes Cast
Monroe County
August 2010
SOVC For Jurisdiction Wide, All Counters, All Races
Official results

	Lasalle 1									
	Willard Davison (REP)		Barbara J. Harringto (REP)		Lynn Jacobson (REP)		Barb Wioskowski (REP)		Write-In Votes	
Jurisdiction Wide										
City of Luna Pier, Precinct 1	-	-	-	-	-	-	-	-	-	-
City of Milan, Precinct 1	-	-	-	-	-	-	-	-	-	-
City of Monroe, Precinct 1	-	-	-	-	-	-	-	-	-	-
City of Monroe, Precinct 2	-	-	-	-	-	-	-	-	-	-
City of Monroe, Precinct 3N	-	-	-	-	-	-	-	-	-	-
City of Monroe, Precinct 3S	-	-	-	-	-	-	-	-	-	-
City of Monroe, Precinct 4	-	-	-	-	-	-	-	-	-	-
City of Monroe, Precinct 5	-	-	-	-	-	-	-	-	-	-
City of Monroe, Precinct 6	-	-	-	-	-	-	-	-	-	-
City of Petersburg, Precinct 1	-	-	-	-	-	-	-	-	-	-
Ash Township, Precinct 1	-	-	-	-	-	-	-	-	-	-
Ash Township, Precinct 2	-	-	-	-	-	-	-	-	-	-
Ash Township, Precinct 3	-	-	-	-	-	-	-	-	-	-
Bedford Township, Precinct 1	-	-	-	-	-	-	-	-	-	-
Bedford Township, Precinct 2	-	-	-	-	-	-	-	-	-	-
Bedford Township, Precinct 3	-	-	-	-	-	-	-	-	-	-
Bedford Township, Precinct 4	-	-	-	-	-	-	-	-	-	-
Bedford Township, Precinct 5	-	-	-	-	-	-	-	-	-	-
Bedford Township, Precinct 6	-	-	-	-	-	-	-	-	-	-
Bedford Township, Precinct 7	-	-	-	-	-	-	-	-	-	-
Bedford Township, Precinct 8	-	-	-	-	-	-	-	-	-	-
Bedford Township, Precinct 9	-	-	-	-	-	-	-	-	-	-
Bedford Township, Precinct 10	-	-	-	-	-	-	-	-	-	-
Bedford Township, Precinct 11	-	-	-	-	-	-	-	-	-	-
Bedford Township, Precinct 12	-	-	-	-	-	-	-	-	-	-
Bedford Township, Precinct 13	-	-	-	-	-	-	-	-	-	-
Bedford Township, Precinct 14	-	-	-	-	-	-	-	-	-	-
Berlin Township, Precinct 1	-	-	-	-	-	-	-	-	-	-
Berlin Township, Precinct 2	-	-	-	-	-	-	-	-	-	-
Berlin Township, Precinct 3	-	-	-	-	-	-	-	-	-	-
Berlin Township, Precinct 4	-	-	-	-	-	-	-	-	-	-
Dundee Township, Precinct 1	-	-	-	-	-	-	-	-	-	-
Dundee Township, Precinct 2	-	-	-	-	-	-	-	-	-	-
Dundee Township, Precinct 3	-	-	-	-	-	-	-	-	-	-
Erie Township, Precinct 1	-	-	-	-	-	-	-	-	-	-
Erie Township, Precinct 2	-	-	-	-	-	-	-	-	-	-
Exeter Township, Precinct 1	-	-	-	-	-	-	-	-	-	-
Exeter Township, Precinct 2	-	-	-	-	-	-	-	-	-	-
Frenchtown Township, Precinct 1	-	-	-	-	-	-	-	-	-	-
Frenchtown Township, Precinct 2	-	-	-	-	-	-	-	-	-	-
Frenchtown Township, Precinct 3	-	-	-	-	-	-	-	-	-	-
Frenchtown Township, Precinct 4	-	-	-	-	-	-	-	-	-	-
Frenchtown Township, Precinct 5	-	-	-	-	-	-	-	-	-	-
Frenchtown Township, Precinct 6	-	-	-	-	-	-	-	-	-	-
Frenchtown Township, Precinct 7	-	-	-	-	-	-	-	-	-	-
Frenchtown Township, Precinct 8	-	-	-	-	-	-	-	-	-	-
Frenchtown Township, Precinct 9	-	-	-	-	-	-	-	-	-	-
Ida Township, Precinct 1	-	-	-	-	-	-	-	-	-	-
Ida Township, Precinct 2	-	-	-	-	-	-	-	-	-	-
LaSalle Township, Precinct 1	59	11.24%	84	16.00%	74	14.10%	67	12.76%	0	0.00%
LaSalle Township, Precinct 2	-	-	-	-	-	-	-	-	-	-
London Township, Precinct 1	-	-	-	-	-	-	-	-	-	-
Milan Township, Precinct 1	-	-	-	-	-	-	-	-	-	-
Monroe Charter Township, Precinct 1	-	-	-	-	-	-	-	-	-	-
Monroe Charter Township, Precinct 2	-	-	-	-	-	-	-	-	-	-
Monroe Charter Township, Precinct 3	-	-	-	-	-	-	-	-	-	-
Monroe Charter Township, Precinct 4	-	-	-	-	-	-	-	-	-	-
Monroe Charter Township, Precinct 5	-	-	-	-	-	-	-	-	-	-
Monroe Charter Township, Precinct 6	-	-	-	-	-	-	-	-	-	-

Statement of Votes Cast
Monroe County
August 2010
SOVC For Jurisdiction Wide, All Counters, All Races
Official results

Lasalle 1

	Willard Davison (REP)		Barbara J. Harringto (REP)		Lynn Jacobson (REP)		Barb Wioskowski (REP)		Write-In Votes	
Raisinville Township, Precinct 1	-	-	-	-	-	-	-	-	-	-
Raisinville Township, Precinct 2	-	-	-	-	-	-	-	-	-	-
Summerfield Township, Precinct 1	-	-	-	-	-	-	-	-	-	-
Whiteford Township, Precinct 1	-	-	-	-	-	-	-	-	-	-
Whiteford Township, Precinct 2	-	-	-	-	-	-	-	-	-	-
Total	59	11.24%	84	16.00%	74	14.10%	67	12.76%	0	0.00%

Statement of Votes Cast
Monroe County
August 2010
SOVC For Jurisdiction Wide, All Counters, All Races
Official results

	Lasalle 2								
	Reg. Voters	Vote For	Total Votes	Alicia Bain (REP)		Randy Bain (REP)		Linda M. Boulton (REP)	
Jurisdiction Wide									
City of Luna Pier, Precinct 1	-	-	-	-	-	-	-	-	-
City of Milan, Precinct 1	-	-	-	-	-	-	-	-	-
City of Monroe, Precinct 1	-	-	-	-	-	-	-	-	-
City of Monroe, Precinct 2	-	-	-	-	-	-	-	-	-
City of Monroe, Precinct 3N	-	-	-	-	-	-	-	-	-
City of Monroe, Precinct 3S	-	-	-	-	-	-	-	-	-
City of Monroe, Precinct 4	-	-	-	-	-	-	-	-	-
City of Monroe, Precinct 5	-	-	-	-	-	-	-	-	-
City of Monroe, Precinct 6	-	-	-	-	-	-	-	-	-
City of Petersburg, Precinct 1	-	-	-	-	-	-	-	-	-
Ash Township, Precinct 1	-	-	-	-	-	-	-	-	-
Ash Township, Precinct 2	-	-	-	-	-	-	-	-	-
Ash Township, Precinct 3	-	-	-	-	-	-	-	-	-
Bedford Township, Precinct 1	-	-	-	-	-	-	-	-	-
Bedford Township, Precinct 2	-	-	-	-	-	-	-	-	-
Bedford Township, Precinct 3	-	-	-	-	-	-	-	-	-
Bedford Township, Precinct 4	-	-	-	-	-	-	-	-	-
Bedford Township, Precinct 5	-	-	-	-	-	-	-	-	-
Bedford Township, Precinct 6	-	-	-	-	-	-	-	-	-
Bedford Township, Precinct 7	-	-	-	-	-	-	-	-	-
Bedford Township, Precinct 8	-	-	-	-	-	-	-	-	-
Bedford Township, Precinct 9	-	-	-	-	-	-	-	-	-
Bedford Township, Precinct 10	-	-	-	-	-	-	-	-	-
Bedford Township, Precinct 11	-	-	-	-	-	-	-	-	-
Bedford Township, Precinct 12	-	-	-	-	-	-	-	-	-
Bedford Township, Precinct 13	-	-	-	-	-	-	-	-	-
Bedford Township, Precinct 14	-	-	-	-	-	-	-	-	-
Berlin Township, Precinct 1	-	-	-	-	-	-	-	-	-
Berlin Township, Precinct 2	-	-	-	-	-	-	-	-	-
Berlin Township, Precinct 3	-	-	-	-	-	-	-	-	-
Berlin Township, Precinct 4	-	-	-	-	-	-	-	-	-
Dundee Township, Precinct 1	-	-	-	-	-	-	-	-	-
Dundee Township, Precinct 2	-	-	-	-	-	-	-	-	-
Dundee Township, Precinct 3	-	-	-	-	-	-	-	-	-
Erie Township, Precinct 1	-	-	-	-	-	-	-	-	-
Erie Township, Precinct 2	-	-	-	-	-	-	-	-	-
Exeter Township, Precinct 1	-	-	-	-	-	-	-	-	-
Exeter Township, Precinct 2	-	-	-	-	-	-	-	-	-
Frenchtown Township, Precinct 1	-	-	-	-	-	-	-	-	-
Frenchtown Township, Precinct 2	-	-	-	-	-	-	-	-	-
Frenchtown Township, Precinct 3	-	-	-	-	-	-	-	-	-
Frenchtown Township, Precinct 4	-	-	-	-	-	-	-	-	-
Frenchtown Township, Precinct 5	-	-	-	-	-	-	-	-	-
Frenchtown Township, Precinct 6	-	-	-	-	-	-	-	-	-
Frenchtown Township, Precinct 7	-	-	-	-	-	-	-	-	-
Frenchtown Township, Precinct 8	-	-	-	-	-	-	-	-	-
Frenchtown Township, Precinct 9	-	-	-	-	-	-	-	-	-
Ida Township, Precinct 1	-	-	-	-	-	-	-	-	-
Ida Township, Precinct 2	-	-	-	-	-	-	-	-	-
LaSalle Township, Precinct 1	-	-	-	-	-	-	-	-	-
LaSalle Township, Precinct 2	2045	7	852	83	9.74%	83	9.74%	73	8.57%
London Township, Precinct 1	-	-	-	-	-	-	-	-	-
Milan Township, Precinct 1	-	-	-	-	-	-	-	-	-
Monroe Charter Township, Precinct 1	-	-	-	-	-	-	-	-	-
Monroe Charter Township, Precinct 2	-	-	-	-	-	-	-	-	-
Monroe Charter Township, Precinct 3	-	-	-	-	-	-	-	-	-
Monroe Charter Township, Precinct 4	-	-	-	-	-	-	-	-	-
Monroe Charter Township, Precinct 5	-	-	-	-	-	-	-	-	-
Monroe Charter Township, Precinct 6	-	-	-	-	-	-	-	-	-

Statement of Votes Cast
Monroe County
August 2010
SOVC For Jurisdiction Wide, All Counters, All Races
Official results

Lasalle 2

	Reg. Voters	Vote For	Total Votes	Alicia Bain (REP)		Randy Bain (REP)		Linda M. Boulton (REP)	
Raisinville Township, Precinct 1	-	-	-	-	-	-	-	-	-
Raisinville Township, Precinct 2	-	-	-	-	-	-	-	-	-
Summerfield Township, Precinct 1	-	-	-	-	-	-	-	-	-
Whiteford Township, Precinct 1	-	-	-	-	-	-	-	-	-
Whiteford Township, Precinct 2	-	-	-	-	-	-	-	-	-
Total	2045	7	852	83	9.74%	83	9.74%	73	8.57%

Statement of Votes Cast
Monroe County
August 2010
SOVC For Jurisdiction Wide, All Counters, All Races
Official results

	Lasalle 2									
	Larry Cuykendall (REP)		Robert Delisle (REP)		Dave Hayford (REP)		Debra J. Humphries (REP)		Michael R. Humphries (REP)	
Jurisdiction Wide										
City of Luna Pier, Precinct 1	-	-	-	-	-	-	-	-	-	-
City of Milan, Precinct 1	-	-	-	-	-	-	-	-	-	-
City of Monroe, Precinct 1	-	-	-	-	-	-	-	-	-	-
City of Monroe, Precinct 2	-	-	-	-	-	-	-	-	-	-
City of Monroe, Precinct 3N	-	-	-	-	-	-	-	-	-	-
City of Monroe, Precinct 3S	-	-	-	-	-	-	-	-	-	-
City of Monroe, Precinct 4	-	-	-	-	-	-	-	-	-	-
City of Monroe, Precinct 5	-	-	-	-	-	-	-	-	-	-
City of Monroe, Precinct 6	-	-	-	-	-	-	-	-	-	-
City of Petersburg, Precinct 1	-	-	-	-	-	-	-	-	-	-
Ash Township, Precinct 1	-	-	-	-	-	-	-	-	-	-
Ash Township, Precinct 2	-	-	-	-	-	-	-	-	-	-
Ash Township, Precinct 3	-	-	-	-	-	-	-	-	-	-
Bedford Township, Precinct 1	-	-	-	-	-	-	-	-	-	-
Bedford Township, Precinct 2	-	-	-	-	-	-	-	-	-	-
Bedford Township, Precinct 3	-	-	-	-	-	-	-	-	-	-
Bedford Township, Precinct 4	-	-	-	-	-	-	-	-	-	-
Bedford Township, Precinct 5	-	-	-	-	-	-	-	-	-	-
Bedford Township, Precinct 6	-	-	-	-	-	-	-	-	-	-
Bedford Township, Precinct 7	-	-	-	-	-	-	-	-	-	-
Bedford Township, Precinct 8	-	-	-	-	-	-	-	-	-	-
Bedford Township, Precinct 9	-	-	-	-	-	-	-	-	-	-
Bedford Township, Precinct 10	-	-	-	-	-	-	-	-	-	-
Bedford Township, Precinct 11	-	-	-	-	-	-	-	-	-	-
Bedford Township, Precinct 12	-	-	-	-	-	-	-	-	-	-
Bedford Township, Precinct 13	-	-	-	-	-	-	-	-	-	-
Bedford Township, Precinct 14	-	-	-	-	-	-	-	-	-	-
Berlin Township, Precinct 1	-	-	-	-	-	-	-	-	-	-
Berlin Township, Precinct 2	-	-	-	-	-	-	-	-	-	-
Berlin Township, Precinct 3	-	-	-	-	-	-	-	-	-	-
Berlin Township, Precinct 4	-	-	-	-	-	-	-	-	-	-
Dundee Township, Precinct 1	-	-	-	-	-	-	-	-	-	-
Dundee Township, Precinct 2	-	-	-	-	-	-	-	-	-	-
Dundee Township, Precinct 3	-	-	-	-	-	-	-	-	-	-
Erie Township, Precinct 1	-	-	-	-	-	-	-	-	-	-
Erie Township, Precinct 2	-	-	-	-	-	-	-	-	-	-
Exeter Township, Precinct 1	-	-	-	-	-	-	-	-	-	-
Exeter Township, Precinct 2	-	-	-	-	-	-	-	-	-	-
Frenchtown Township, Precinct 1	-	-	-	-	-	-	-	-	-	-
Frenchtown Township, Precinct 2	-	-	-	-	-	-	-	-	-	-
Frenchtown Township, Precinct 3	-	-	-	-	-	-	-	-	-	-
Frenchtown Township, Precinct 4	-	-	-	-	-	-	-	-	-	-
Frenchtown Township, Precinct 5	-	-	-	-	-	-	-	-	-	-
Frenchtown Township, Precinct 6	-	-	-	-	-	-	-	-	-	-
Frenchtown Township, Precinct 7	-	-	-	-	-	-	-	-	-	-
Frenchtown Township, Precinct 8	-	-	-	-	-	-	-	-	-	-
Frenchtown Township, Precinct 9	-	-	-	-	-	-	-	-	-	-
Ida Township, Precinct 1	-	-	-	-	-	-	-	-	-	-
Ida Township, Precinct 2	-	-	-	-	-	-	-	-	-	-
LaSalle Township, Precinct 1	-	-	-	-	-	-	-	-	-	-
LaSalle Township, Precinct 2	71	8.33%	71	8.33%	84	9.86%	68	7.98%	71	8.33%
London Township, Precinct 1	-	-	-	-	-	-	-	-	-	-
Milan Township, Precinct 1	-	-	-	-	-	-	-	-	-	-
Monroe Charter Township, Precinct 1	-	-	-	-	-	-	-	-	-	-
Monroe Charter Township, Precinct 2	-	-	-	-	-	-	-	-	-	-
Monroe Charter Township, Precinct 3	-	-	-	-	-	-	-	-	-	-
Monroe Charter Township, Precinct 4	-	-	-	-	-	-	-	-	-	-
Monroe Charter Township, Precinct 5	-	-	-	-	-	-	-	-	-	-
Monroe Charter Township, Precinct 6	-	-	-	-	-	-	-	-	-	-

Statement of Votes Cast
Monroe County
August 2010
SOVC For Jurisdiction Wide, All Counters, All Races
Official results

	Lasalle 2									
	Larry Cuykendall (REP)		Robert Delisle (REP)		Dave Hayford (REP)		Debra J. Humphries (REP)		Michael R. Humphries (REP)	
Raisinville Township, Precinct 1	-	-	-	-	-	-	-	-	-	-
Raisinville Township, Precinct 2	-	-	-	-	-	-	-	-	-	-
Summerfield Township, Precinct 1	-	-	-	-	-	-	-	-	-	-
Whiteford Township, Precinct 1	-	-	-	-	-	-	-	-	-	-
Whiteford Township, Precinct 2	-	-	-	-	-	-	-	-	-	-
Total	71	8.33%	71	8.33%	84	9.86%	68	7.98%	71	8.33%

Statement of Votes Cast
Monroe County
August 2010
SOVC For Jurisdiction Wide, All Counters, All Races
Official results

	Lasalle 2							
	John Kopke (REP)		Mary O'Neill (REP)		Robert Vogt (REP)		Write-In Votes	
Jurisdiction Wide								
City of Luna Pier, Precinct 1	-	-	-	-	-	-	-	-
City of Milan, Precinct 1	-	-	-	-	-	-	-	-
City of Monroe, Precinct 1	-	-	-	-	-	-	-	-
City of Monroe, Precinct 2	-	-	-	-	-	-	-	-
City of Monroe, Precinct 3N	-	-	-	-	-	-	-	-
City of Monroe, Precinct 3S	-	-	-	-	-	-	-	-
City of Monroe, Precinct 4	-	-	-	-	-	-	-	-
City of Monroe, Precinct 5	-	-	-	-	-	-	-	-
City of Monroe, Precinct 6	-	-	-	-	-	-	-	-
City of Petersburg, Precinct 1	-	-	-	-	-	-	-	-
Ash Township, Precinct 1	-	-	-	-	-	-	-	-
Ash Township, Precinct 2	-	-	-	-	-	-	-	-
Ash Township, Precinct 3	-	-	-	-	-	-	-	-
Bedford Township, Precinct 1	-	-	-	-	-	-	-	-
Bedford Township, Precinct 2	-	-	-	-	-	-	-	-
Bedford Township, Precinct 3	-	-	-	-	-	-	-	-
Bedford Township, Precinct 4	-	-	-	-	-	-	-	-
Bedford Township, Precinct 5	-	-	-	-	-	-	-	-
Bedford Township, Precinct 6	-	-	-	-	-	-	-	-
Bedford Township, Precinct 7	-	-	-	-	-	-	-	-
Bedford Township, Precinct 8	-	-	-	-	-	-	-	-
Bedford Township, Precinct 9	-	-	-	-	-	-	-	-
Bedford Township, Precinct 10	-	-	-	-	-	-	-	-
Bedford Township, Precinct 11	-	-	-	-	-	-	-	-
Bedford Township, Precinct 12	-	-	-	-	-	-	-	-
Bedford Township, Precinct 13	-	-	-	-	-	-	-	-
Bedford Township, Precinct 14	-	-	-	-	-	-	-	-
Berlin Township, Precinct 1	-	-	-	-	-	-	-	-
Berlin Township, Precinct 2	-	-	-	-	-	-	-	-
Berlin Township, Precinct 3	-	-	-	-	-	-	-	-
Berlin Township, Precinct 4	-	-	-	-	-	-	-	-
Dundee Township, Precinct 1	-	-	-	-	-	-	-	-
Dundee Township, Precinct 2	-	-	-	-	-	-	-	-
Dundee Township, Precinct 3	-	-	-	-	-	-	-	-
Erie Township, Precinct 1	-	-	-	-	-	-	-	-
Erie Township, Precinct 2	-	-	-	-	-	-	-	-
Exeter Township, Precinct 1	-	-	-	-	-	-	-	-
Exeter Township, Precinct 2	-	-	-	-	-	-	-	-
Frenchtown Township, Precinct 1	-	-	-	-	-	-	-	-
Frenchtown Township, Precinct 2	-	-	-	-	-	-	-	-
Frenchtown Township, Precinct 3	-	-	-	-	-	-	-	-
Frenchtown Township, Precinct 4	-	-	-	-	-	-	-	-
Frenchtown Township, Precinct 5	-	-	-	-	-	-	-	-
Frenchtown Township, Precinct 6	-	-	-	-	-	-	-	-
Frenchtown Township, Precinct 7	-	-	-	-	-	-	-	-
Frenchtown Township, Precinct 8	-	-	-	-	-	-	-	-
Frenchtown Township, Precinct 9	-	-	-	-	-	-	-	-
Ida Township, Precinct 1	-	-	-	-	-	-	-	-
Ida Township, Precinct 2	-	-	-	-	-	-	-	-
LaSalle Township, Precinct 1	-	-	-	-	-	-	-	-
LaSalle Township, Precinct 2	68	7.98%	105	12.32%	74	8.69%	1	0.12%
London Township, Precinct 1	-	-	-	-	-	-	-	-
Milan Township, Precinct 1	-	-	-	-	-	-	-	-
Monroe Charter Township, Precinct 1	-	-	-	-	-	-	-	-
Monroe Charter Township, Precinct 2	-	-	-	-	-	-	-	-
Monroe Charter Township, Precinct 3	-	-	-	-	-	-	-	-
Monroe Charter Township, Precinct 4	-	-	-	-	-	-	-	-
Monroe Charter Township, Precinct 5	-	-	-	-	-	-	-	-
Monroe Charter Township, Precinct 6	-	-	-	-	-	-	-	-

Statement of Votes Cast
Monroe County
August 2010
SOVC For Jurisdiction Wide, All Counters, All Races
Official results

	Lasalle 2							
	John Kopke (REP)		Mary O'Neill (REP)		Robert Vogt (REP)		Write-In Votes	
Raisinville Township, Precinct 1	-	-	-	-	-	-	-	-
Raisinville Township, Precinct 2	-	-	-	-	-	-	-	-
Summerfield Township, Precinct 1	-	-	-	-	-	-	-	-
Whiteford Township, Precinct 1	-	-	-	-	-	-	-	-
Whiteford Township, Precinct 2	-	-	-	-	-	-	-	-
Total	68	7.98%	105	12.32%	74	8.69%	1	0.12%

Statement of Votes Cast
Monroe County
August 2010
SOVC For Jurisdiction Wide, All Counters, All Races
Official results

	London 1				
	Reg. Voters	Vote For	Total Votes	Write-In Votes	
Jurisdiction Wide					
City of Luna Pier, Precinct 1	-	-	-	-	-
City of Milan, Precinct 1	-	-	-	-	-
City of Monroe, Precinct 1	-	-	-	-	-
City of Monroe, Precinct 2	-	-	-	-	-
City of Monroe, Precinct 3N	-	-	-	-	-
City of Monroe, Precinct 3S	-	-	-	-	-
City of Monroe, Precinct 4	-	-	-	-	-
City of Monroe, Precinct 5	-	-	-	-	-
City of Monroe, Precinct 6	-	-	-	-	-
City of Petersburg, Precinct 1	-	-	-	-	-
Ash Township, Precinct 1	-	-	-	-	-
Ash Township, Precinct 2	-	-	-	-	-
Ash Township, Precinct 3	-	-	-	-	-
Bedford Township, Precinct 1	-	-	-	-	-
Bedford Township, Precinct 2	-	-	-	-	-
Bedford Township, Precinct 3	-	-	-	-	-
Bedford Township, Precinct 4	-	-	-	-	-
Bedford Township, Precinct 5	-	-	-	-	-
Bedford Township, Precinct 6	-	-	-	-	-
Bedford Township, Precinct 7	-	-	-	-	-
Bedford Township, Precinct 8	-	-	-	-	-
Bedford Township, Precinct 9	-	-	-	-	-
Bedford Township, Precinct 10	-	-	-	-	-
Bedford Township, Precinct 11	-	-	-	-	-
Bedford Township, Precinct 12	-	-	-	-	-
Bedford Township, Precinct 13	-	-	-	-	-
Bedford Township, Precinct 14	-	-	-	-	-
Berlin Township, Precinct 1	-	-	-	-	-
Berlin Township, Precinct 2	-	-	-	-	-
Berlin Township, Precinct 3	-	-	-	-	-
Berlin Township, Precinct 4	-	-	-	-	-
Dundee Township, Precinct 1	-	-	-	-	-
Dundee Township, Precinct 2	-	-	-	-	-
Dundee Township, Precinct 3	-	-	-	-	-
Erie Township, Precinct 1	-	-	-	-	-
Erie Township, Precinct 2	-	-	-	-	-
Exeter Township, Precinct 1	-	-	-	-	-
Exeter Township, Precinct 2	-	-	-	-	-
Frenchtown Township, Precinct 1	-	-	-	-	-
Frenchtown Township, Precinct 2	-	-	-	-	-
Frenchtown Township, Precinct 3	-	-	-	-	-
Frenchtown Township, Precinct 4	-	-	-	-	-
Frenchtown Township, Precinct 5	-	-	-	-	-
Frenchtown Township, Precinct 6	-	-	-	-	-
Frenchtown Township, Precinct 7	-	-	-	-	-
Frenchtown Township, Precinct 8	-	-	-	-	-
Frenchtown Township, Precinct 9	-	-	-	-	-
Ida Township, Precinct 1	-	-	-	-	-
Ida Township, Precinct 2	-	-	-	-	-
LaSalle Township, Precinct 1	-	-	-	-	-
LaSalle Township, Precinct 2	-	-	-	-	-
London Township, Precinct 1	2263	7	15	15	100.00%
Milan Township, Precinct 1	-	-	-	-	-
Monroe Charter Township, Precinct 1	-	-	-	-	-
Monroe Charter Township, Precinct 2	-	-	-	-	-
Monroe Charter Township, Precinct 3	-	-	-	-	-
Monroe Charter Township, Precinct 4	-	-	-	-	-
Monroe Charter Township, Precinct 5	-	-	-	-	-
Monroe Charter Township, Precinct 6	-	-	-	-	-

Statement of Votes Cast
Monroe County
August 2010
SOVC For Jurisdiction Wide, All Counters, All Races
Official results

	London 1				
	Reg. Voters	Vote For	Total Votes	Write-In Votes	
Raisinville Township, Precinct 1	-	-	-	-	-
Raisinville Township, Precinct 2	-	-	-	-	-
Summerfield Township, Precinct 1	-	-	-	-	-
Whiteford Township, Precinct 1	-	-	-	-	-
Whiteford Township, Precinct 2	-	-	-	-	-
Total	2263	7	15	15	100.00%

Statement of Votes Cast
Monroe County
August 2010
SOVC For Jurisdiction Wide, All Counters, All Races
Official results

	Milan Twp 1								
	Reg. Voters	Vote For	Total Votes	Shelly L. Bauer (REP)		Patricia K. Rountree (REP)		Richard Rountree (REP)	
Jurisdiction Wide									
City of Luna Pier, Precinct 1	-	-	-	-	-	-	-	-	-
City of Milan, Precinct 1	-	-	-	-	-	-	-	-	-
City of Monroe, Precinct 1	-	-	-	-	-	-	-	-	-
City of Monroe, Precinct 2	-	-	-	-	-	-	-	-	-
City of Monroe, Precinct 3N	-	-	-	-	-	-	-	-	-
City of Monroe, Precinct 3S	-	-	-	-	-	-	-	-	-
City of Monroe, Precinct 4	-	-	-	-	-	-	-	-	-
City of Monroe, Precinct 5	-	-	-	-	-	-	-	-	-
City of Monroe, Precinct 6	-	-	-	-	-	-	-	-	-
City of Petersburg, Precinct 1	-	-	-	-	-	-	-	-	-
Ash Township, Precinct 1	-	-	-	-	-	-	-	-	-
Ash Township, Precinct 2	-	-	-	-	-	-	-	-	-
Ash Township, Precinct 3	-	-	-	-	-	-	-	-	-
Bedford Township, Precinct 1	-	-	-	-	-	-	-	-	-
Bedford Township, Precinct 2	-	-	-	-	-	-	-	-	-
Bedford Township, Precinct 3	-	-	-	-	-	-	-	-	-
Bedford Township, Precinct 4	-	-	-	-	-	-	-	-	-
Bedford Township, Precinct 5	-	-	-	-	-	-	-	-	-
Bedford Township, Precinct 6	-	-	-	-	-	-	-	-	-
Bedford Township, Precinct 7	-	-	-	-	-	-	-	-	-
Bedford Township, Precinct 8	-	-	-	-	-	-	-	-	-
Bedford Township, Precinct 9	-	-	-	-	-	-	-	-	-
Bedford Township, Precinct 10	-	-	-	-	-	-	-	-	-
Bedford Township, Precinct 11	-	-	-	-	-	-	-	-	-
Bedford Township, Precinct 12	-	-	-	-	-	-	-	-	-
Bedford Township, Precinct 13	-	-	-	-	-	-	-	-	-
Bedford Township, Precinct 14	-	-	-	-	-	-	-	-	-
Berlin Township, Precinct 1	-	-	-	-	-	-	-	-	-
Berlin Township, Precinct 2	-	-	-	-	-	-	-	-	-
Berlin Township, Precinct 3	-	-	-	-	-	-	-	-	-
Berlin Township, Precinct 4	-	-	-	-	-	-	-	-	-
Dundee Township, Precinct 1	-	-	-	-	-	-	-	-	-
Dundee Township, Precinct 2	-	-	-	-	-	-	-	-	-
Dundee Township, Precinct 3	-	-	-	-	-	-	-	-	-
Erie Township, Precinct 1	-	-	-	-	-	-	-	-	-
Erie Township, Precinct 2	-	-	-	-	-	-	-	-	-
Exeter Township, Precinct 1	-	-	-	-	-	-	-	-	-
Exeter Township, Precinct 2	-	-	-	-	-	-	-	-	-
Frenchtown Township, Precinct 1	-	-	-	-	-	-	-	-	-
Frenchtown Township, Precinct 2	-	-	-	-	-	-	-	-	-
Frenchtown Township, Precinct 3	-	-	-	-	-	-	-	-	-
Frenchtown Township, Precinct 4	-	-	-	-	-	-	-	-	-
Frenchtown Township, Precinct 5	-	-	-	-	-	-	-	-	-
Frenchtown Township, Precinct 6	-	-	-	-	-	-	-	-	-
Frenchtown Township, Precinct 7	-	-	-	-	-	-	-	-	-
Frenchtown Township, Precinct 8	-	-	-	-	-	-	-	-	-
Frenchtown Township, Precinct 9	-	-	-	-	-	-	-	-	-
Ida Township, Precinct 1	-	-	-	-	-	-	-	-	-
Ida Township, Precinct 2	-	-	-	-	-	-	-	-	-
LaSalle Township, Precinct 1	-	-	-	-	-	-	-	-	-
LaSalle Township, Precinct 2	-	-	-	-	-	-	-	-	-
London Township, Precinct 1	-	-	-	-	-	-	-	-	-
Milan Township, Precinct 1	1364	5	253	96	37.94%	70	27.67%	82	32.41%
Monroe Charter Township, Precinct 1	-	-	-	-	-	-	-	-	-
Monroe Charter Township, Precinct 2	-	-	-	-	-	-	-	-	-
Monroe Charter Township, Precinct 3	-	-	-	-	-	-	-	-	-
Monroe Charter Township, Precinct 4	-	-	-	-	-	-	-	-	-
Monroe Charter Township, Precinct 5	-	-	-	-	-	-	-	-	-
Monroe Charter Township, Precinct 6	-	-	-	-	-	-	-	-	-

Statement of Votes Cast
Monroe County
August 2010
SOVC For Jurisdiction Wide, All Counters, All Races
Official results

	Milan Twp 1								
	Reg. Voters	Vote For	Total Votes	Shelly L. Bauer (REP)		Patricia K. Rountree (REP)		Richard Rountree (REP)	
Raisinville Township, Precinct 1	-	-	-	-	-	-	-	-	-
Raisinville Township, Precinct 2	-	-	-	-	-	-	-	-	-
Summerfield Township, Precinct 1	-	-	-	-	-	-	-	-	-
Whiteford Township, Precinct 1	-	-	-	-	-	-	-	-	-
Whiteford Township, Precinct 2	-	-	-	-	-	-	-	-	-
Total	1364	5	253	96	37.94%	70	27.67%	82	32.41%

Statement of Votes Cast
Monroe County
August 2010
SOVC For Jurisdiction Wide, All Counters, All Races
Official results

	Milan Twp 1	
	Write-In Votes	
Jurisdiction Wide		
City of Luna Pier, Precinct 1	-	-
City of Milan, Precinct 1	-	-
City of Monroe, Precinct 1	-	-
City of Monroe, Precinct 2	-	-
City of Monroe, Precinct 3N	-	-
City of Monroe, Precinct 3S	-	-
City of Monroe, Precinct 4	-	-
City of Monroe, Precinct 5	-	-
City of Monroe, Precinct 6	-	-
City of Petersburg, Precinct 1	-	-
Ash Township, Precinct 1	-	-
Ash Township, Precinct 2	-	-
Ash Township, Precinct 3	-	-
Bedford Township, Precinct 1	-	-
Bedford Township, Precinct 2	-	-
Bedford Township, Precinct 3	-	-
Bedford Township, Precinct 4	-	-
Bedford Township, Precinct 5	-	-
Bedford Township, Precinct 6	-	-
Bedford Township, Precinct 7	-	-
Bedford Township, Precinct 8	-	-
Bedford Township, Precinct 9	-	-
Bedford Township, Precinct 10	-	-
Bedford Township, Precinct 11	-	-
Bedford Township, Precinct 12	-	-
Bedford Township, Precinct 13	-	-
Bedford Township, Precinct 14	-	-
Berlin Township, Precinct 1	-	-
Berlin Township, Precinct 2	-	-
Berlin Township, Precinct 3	-	-
Berlin Township, Precinct 4	-	-
Dundee Township, Precinct 1	-	-
Dundee Township, Precinct 2	-	-
Dundee Township, Precinct 3	-	-
Erie Township, Precinct 1	-	-
Erie Township, Precinct 2	-	-
Exeter Township, Precinct 1	-	-
Exeter Township, Precinct 2	-	-
Frenchtown Township, Precinct 1	-	-
Frenchtown Township, Precinct 2	-	-
Frenchtown Township, Precinct 3	-	-
Frenchtown Township, Precinct 4	-	-
Frenchtown Township, Precinct 5	-	-
Frenchtown Township, Precinct 6	-	-
Frenchtown Township, Precinct 7	-	-
Frenchtown Township, Precinct 8	-	-
Frenchtown Township, Precinct 9	-	-
Ida Township, Precinct 1	-	-
Ida Township, Precinct 2	-	-
LaSalle Township, Precinct 1	-	-
LaSalle Township, Precinct 2	-	-
London Township, Precinct 1	-	-
Milan Township, Precinct 1	5	1.98%
Monroe Charter Township, Precinct 1	-	-
Monroe Charter Township, Precinct 2	-	-
Monroe Charter Township, Precinct 3	-	-
Monroe Charter Township, Precinct 4	-	-
Monroe Charter Township, Precinct 5	-	-
Monroe Charter Township, Precinct 6	-	-

	Milan Twp 1	
	Write-In Votes	
Raisinville Township, Precinct 1	-	-
Raisinville Township, Precinct 2	-	-
Summerfield Township, Precinct 1	-	-
Whiteford Township, Precinct 1	-	-
Whiteford Township, Precinct 2	-	-
Total	5	1.98%

Statement of Votes Cast
Monroe County
August 2010
SOVC For Jurisdiction Wide, All Counters, All Races
Official results

	Monroe Twp 1								
	Reg. Voters	Vote For	Total Votes	Michael James Alexan (REP)		Robert W. Beadles (REP)		Eric Bredschneider (REP)	
Jurisdiction Wide									
City of Luna Pier, Precinct 1	-	-	-	-	-	-	-	-	-
City of Milan, Precinct 1	-	-	-	-	-	-	-	-	-
City of Monroe, Precinct 1	-	-	-	-	-	-	-	-	-
City of Monroe, Precinct 2	-	-	-	-	-	-	-	-	-
City of Monroe, Precinct 3N	-	-	-	-	-	-	-	-	-
City of Monroe, Precinct 3S	-	-	-	-	-	-	-	-	-
City of Monroe, Precinct 4	-	-	-	-	-	-	-	-	-
City of Monroe, Precinct 5	-	-	-	-	-	-	-	-	-
City of Monroe, Precinct 6	-	-	-	-	-	-	-	-	-
City of Petersburg, Precinct 1	-	-	-	-	-	-	-	-	-
Ash Township, Precinct 1	-	-	-	-	-	-	-	-	-
Ash Township, Precinct 2	-	-	-	-	-	-	-	-	-
Ash Township, Precinct 3	-	-	-	-	-	-	-	-	-
Bedford Township, Precinct 1	-	-	-	-	-	-	-	-	-
Bedford Township, Precinct 2	-	-	-	-	-	-	-	-	-
Bedford Township, Precinct 3	-	-	-	-	-	-	-	-	-
Bedford Township, Precinct 4	-	-	-	-	-	-	-	-	-
Bedford Township, Precinct 5	-	-	-	-	-	-	-	-	-
Bedford Township, Precinct 6	-	-	-	-	-	-	-	-	-
Bedford Township, Precinct 7	-	-	-	-	-	-	-	-	-
Bedford Township, Precinct 8	-	-	-	-	-	-	-	-	-
Bedford Township, Precinct 9	-	-	-	-	-	-	-	-	-
Bedford Township, Precinct 10	-	-	-	-	-	-	-	-	-
Bedford Township, Precinct 11	-	-	-	-	-	-	-	-	-
Bedford Township, Precinct 12	-	-	-	-	-	-	-	-	-
Bedford Township, Precinct 13	-	-	-	-	-	-	-	-	-
Bedford Township, Precinct 14	-	-	-	-	-	-	-	-	-
Berlin Township, Precinct 1	-	-	-	-	-	-	-	-	-
Berlin Township, Precinct 2	-	-	-	-	-	-	-	-	-
Berlin Township, Precinct 3	-	-	-	-	-	-	-	-	-
Berlin Township, Precinct 4	-	-	-	-	-	-	-	-	-
Dundee Township, Precinct 1	-	-	-	-	-	-	-	-	-
Dundee Township, Precinct 2	-	-	-	-	-	-	-	-	-
Dundee Township, Precinct 3	-	-	-	-	-	-	-	-	-
Erie Township, Precinct 1	-	-	-	-	-	-	-	-	-
Erie Township, Precinct 2	-	-	-	-	-	-	-	-	-
Exeter Township, Precinct 1	-	-	-	-	-	-	-	-	-
Exeter Township, Precinct 2	-	-	-	-	-	-	-	-	-
Frenchtown Township, Precinct 1	-	-	-	-	-	-	-	-	-
Frenchtown Township, Precinct 2	-	-	-	-	-	-	-	-	-
Frenchtown Township, Precinct 3	-	-	-	-	-	-	-	-	-
Frenchtown Township, Precinct 4	-	-	-	-	-	-	-	-	-
Frenchtown Township, Precinct 5	-	-	-	-	-	-	-	-	-
Frenchtown Township, Precinct 6	-	-	-	-	-	-	-	-	-
Frenchtown Township, Precinct 7	-	-	-	-	-	-	-	-	-
Frenchtown Township, Precinct 8	-	-	-	-	-	-	-	-	-
Frenchtown Township, Precinct 9	-	-	-	-	-	-	-	-	-
Ida Township, Precinct 1	-	-	-	-	-	-	-	-	-
Ida Township, Precinct 2	-	-	-	-	-	-	-	-	-
LaSalle Township, Precinct 1	-	-	-	-	-	-	-	-	-
LaSalle Township, Precinct 2	-	-	-	-	-	-	-	-	-
London Township, Precinct 1	-	-	-	-	-	-	-	-	-
Milan Township, Precinct 1	-	-	-	-	-	-	-	-	-
Monroe Charter Township, Precinct 1	1319	3	226	45	19.91%	50	22.12%	31	13.72%
Monroe Charter Township, Precinct 2	-	-	-	-	-	-	-	-	-
Monroe Charter Township, Precinct 3	-	-	-	-	-	-	-	-	-
Monroe Charter Township, Precinct 4	-	-	-	-	-	-	-	-	-
Monroe Charter Township, Precinct 5	-	-	-	-	-	-	-	-	-
Monroe Charter Township, Precinct 6	-	-	-	-	-	-	-	-	-

Statement of Votes Cast
Monroe County
August 2010
SOVC For Jurisdiction Wide, All Counters, All Races
Official results

	Monroe Twp 1								
	Reg. Voters	Vote For	Total Votes	Michael James Alexan (REP)		Robert W. Beadles (REP)		Eric Bredschneider (REP)	
Raisinville Township, Precinct 1	-	-	-	-	-	-	-	-	-
Raisinville Township, Precinct 2	-	-	-	-	-	-	-	-	-
Summerfield Township, Precinct 1	-	-	-	-	-	-	-	-	-
Whiteford Township, Precinct 1	-	-	-	-	-	-	-	-	-
Whiteford Township, Precinct 2	-	-	-	-	-	-	-	-	-
Total	1319	3	226	45	19.91%	50	22.12%	31	13.72%

Statement of Votes Cast
Monroe County
August 2010
SOVC For Jurisdiction Wide, All Counters, All Races
Official results

	Monroe Twp 1					
	LeRoy F. Cuykendall (REP)		Patrick J. Mullin (REP)		Write-In Votes	
Jurisdiction Wide						
City of Luna Pier, Precinct 1	-	-	-	-	-	-
City of Milan, Precinct 1	-	-	-	-	-	-
City of Monroe, Precinct 1	-	-	-	-	-	-
City of Monroe, Precinct 2	-	-	-	-	-	-
City of Monroe, Precinct 3N	-	-	-	-	-	-
City of Monroe, Precinct 3S	-	-	-	-	-	-
City of Monroe, Precinct 4	-	-	-	-	-	-
City of Monroe, Precinct 5	-	-	-	-	-	-
City of Monroe, Precinct 6	-	-	-	-	-	-
City of Petersburg, Precinct 1	-	-	-	-	-	-
Ash Township, Precinct 1	-	-	-	-	-	-
Ash Township, Precinct 2	-	-	-	-	-	-
Ash Township, Precinct 3	-	-	-	-	-	-
Bedford Township, Precinct 1	-	-	-	-	-	-
Bedford Township, Precinct 2	-	-	-	-	-	-
Bedford Township, Precinct 3	-	-	-	-	-	-
Bedford Township, Precinct 4	-	-	-	-	-	-
Bedford Township, Precinct 5	-	-	-	-	-	-
Bedford Township, Precinct 6	-	-	-	-	-	-
Bedford Township, Precinct 7	-	-	-	-	-	-
Bedford Township, Precinct 8	-	-	-	-	-	-
Bedford Township, Precinct 9	-	-	-	-	-	-
Bedford Township, Precinct 10	-	-	-	-	-	-
Bedford Township, Precinct 11	-	-	-	-	-	-
Bedford Township, Precinct 12	-	-	-	-	-	-
Bedford Township, Precinct 13	-	-	-	-	-	-
Bedford Township, Precinct 14	-	-	-	-	-	-
Berlin Township, Precinct 1	-	-	-	-	-	-
Berlin Township, Precinct 2	-	-	-	-	-	-
Berlin Township, Precinct 3	-	-	-	-	-	-
Berlin Township, Precinct 4	-	-	-	-	-	-
Dundee Township, Precinct 1	-	-	-	-	-	-
Dundee Township, Precinct 2	-	-	-	-	-	-
Dundee Township, Precinct 3	-	-	-	-	-	-
Erie Township, Precinct 1	-	-	-	-	-	-
Erie Township, Precinct 2	-	-	-	-	-	-
Exeter Township, Precinct 1	-	-	-	-	-	-
Exeter Township, Precinct 2	-	-	-	-	-	-
Frenchtown Township, Precinct 1	-	-	-	-	-	-
Frenchtown Township, Precinct 2	-	-	-	-	-	-
Frenchtown Township, Precinct 3	-	-	-	-	-	-
Frenchtown Township, Precinct 4	-	-	-	-	-	-
Frenchtown Township, Precinct 5	-	-	-	-	-	-
Frenchtown Township, Precinct 6	-	-	-	-	-	-
Frenchtown Township, Precinct 7	-	-	-	-	-	-
Frenchtown Township, Precinct 8	-	-	-	-	-	-
Frenchtown Township, Precinct 9	-	-	-	-	-	-
Ida Township, Precinct 1	-	-	-	-	-	-
Ida Township, Precinct 2	-	-	-	-	-	-
LaSalle Township, Precinct 1	-	-	-	-	-	-
LaSalle Township, Precinct 2	-	-	-	-	-	-
London Township, Precinct 1	-	-	-	-	-	-
Milan Township, Precinct 1	-	-	-	-	-	-
Monroe Charter Township, Precinct 1	22	9.73%	78	34.51%	0	0.00%
Monroe Charter Township, Precinct 2	-	-	-	-	-	-
Monroe Charter Township, Precinct 3	-	-	-	-	-	-
Monroe Charter Township, Precinct 4	-	-	-	-	-	-
Monroe Charter Township, Precinct 5	-	-	-	-	-	-
Monroe Charter Township, Precinct 6	-	-	-	-	-	-

Statement of Votes Cast
Monroe County
August 2010
SOVC For Jurisdiction Wide, All Counters, All Races
Official results

	Monroe Twp 1					
	LeRoy F. Cuykendall (REP)		Patrick J. Mullin (REP)		Write-In Votes	
Raisinville Township, Precinct 1	-	-	-	-	-	-
Raisinville Township, Precinct 2	-	-	-	-	-	-
Summerfield Township, Precinct 1	-	-	-	-	-	-
Whiteford Township, Precinct 1	-	-	-	-	-	-
Whiteford Township, Precinct 2	-	-	-	-	-	-
Total	22	9.73%	78	34.51%	0	0.00%

Statement of Votes Cast
Monroe County
August 2010
SOVC For Jurisdiction Wide, All Counters, All Races
Official results

	Monroe Twp 2						
	Reg. Voters	Vote For	Total Votes	Dolores A. Carveth (REP)		Write-In Votes	
Jurisdiction Wide							
City of Luna Pier, Precinct 1	-	-	-	-	-	-	-
City of Milan, Precinct 1	-	-	-	-	-	-	-
City of Monroe, Precinct 1	-	-	-	-	-	-	-
City of Monroe, Precinct 2	-	-	-	-	-	-	-
City of Monroe, Precinct 3N	-	-	-	-	-	-	-
City of Monroe, Precinct 3S	-	-	-	-	-	-	-
City of Monroe, Precinct 4	-	-	-	-	-	-	-
City of Monroe, Precinct 5	-	-	-	-	-	-	-
City of Monroe, Precinct 6	-	-	-	-	-	-	-
City of Petersburg, Precinct 1	-	-	-	-	-	-	-
Ash Township, Precinct 1	-	-	-	-	-	-	-
Ash Township, Precinct 2	-	-	-	-	-	-	-
Ash Township, Precinct 3	-	-	-	-	-	-	-
Bedford Township, Precinct 1	-	-	-	-	-	-	-
Bedford Township, Precinct 2	-	-	-	-	-	-	-
Bedford Township, Precinct 3	-	-	-	-	-	-	-
Bedford Township, Precinct 4	-	-	-	-	-	-	-
Bedford Township, Precinct 5	-	-	-	-	-	-	-
Bedford Township, Precinct 6	-	-	-	-	-	-	-
Bedford Township, Precinct 7	-	-	-	-	-	-	-
Bedford Township, Precinct 8	-	-	-	-	-	-	-
Bedford Township, Precinct 9	-	-	-	-	-	-	-
Bedford Township, Precinct 10	-	-	-	-	-	-	-
Bedford Township, Precinct 11	-	-	-	-	-	-	-
Bedford Township, Precinct 12	-	-	-	-	-	-	-
Bedford Township, Precinct 13	-	-	-	-	-	-	-
Bedford Township, Precinct 14	-	-	-	-	-	-	-
Berlin Township, Precinct 1	-	-	-	-	-	-	-
Berlin Township, Precinct 2	-	-	-	-	-	-	-
Berlin Township, Precinct 3	-	-	-	-	-	-	-
Berlin Township, Precinct 4	-	-	-	-	-	-	-
Dundee Township, Precinct 1	-	-	-	-	-	-	-
Dundee Township, Precinct 2	-	-	-	-	-	-	-
Dundee Township, Precinct 3	-	-	-	-	-	-	-
Erie Township, Precinct 1	-	-	-	-	-	-	-
Erie Township, Precinct 2	-	-	-	-	-	-	-
Exeter Township, Precinct 1	-	-	-	-	-	-	-
Exeter Township, Precinct 2	-	-	-	-	-	-	-
Frenchtown Township, Precinct 1	-	-	-	-	-	-	-
Frenchtown Township, Precinct 2	-	-	-	-	-	-	-
Frenchtown Township, Precinct 3	-	-	-	-	-	-	-
Frenchtown Township, Precinct 4	-	-	-	-	-	-	-
Frenchtown Township, Precinct 5	-	-	-	-	-	-	-
Frenchtown Township, Precinct 6	-	-	-	-	-	-	-
Frenchtown Township, Precinct 7	-	-	-	-	-	-	-
Frenchtown Township, Precinct 8	-	-	-	-	-	-	-
Frenchtown Township, Precinct 9	-	-	-	-	-	-	-
Ida Township, Precinct 1	-	-	-	-	-	-	-
Ida Township, Precinct 2	-	-	-	-	-	-	-
LaSalle Township, Precinct 1	-	-	-	-	-	-	-
LaSalle Township, Precinct 2	-	-	-	-	-	-	-
London Township, Precinct 1	-	-	-	-	-	-	-
Milan Township, Precinct 1	-	-	-	-	-	-	-
Monroe Charter Township, Precinct 1	-	-	-	-	-	-	-
Monroe Charter Township, Precinct 2	1500	2	55	55	100.00%	0	0.00%
Monroe Charter Township, Precinct 3	-	-	-	-	-	-	-
Monroe Charter Township, Precinct 4	-	-	-	-	-	-	-
Monroe Charter Township, Precinct 5	-	-	-	-	-	-	-
Monroe Charter Township, Precinct 6	-	-	-	-	-	-	-

Statement of Votes Cast
Monroe County
August 2010
SOVC For Jurisdiction Wide, All Counters, All Races
Official results

	Monroe Twp 2						
	Reg. Voters	Vote For	Total Votes	Dolores A. Carveth (REP)		Write-In Votes	
Raisinville Township, Precinct 1	-	-	-	-	-	-	-
Raisinville Township, Precinct 2	-	-	-	-	-	-	-
Summerfield Township, Precinct 1	-	-	-	-	-	-	-
Whiteford Township, Precinct 1	-	-	-	-	-	-	-
Whiteford Township, Precinct 2	-	-	-	-	-	-	-
Total	1500	2	55	55	100.00%	0	0.00%

Statement of Votes Cast
Monroe County
August 2010
SOVC For Jurisdiction Wide, All Counters, All Races
Official results

	Monroe Twp 3								
	Reg. Voters	Vote For	Total Votes	Sandra L. Blank (REP)		Wayne L. Blank, Sr. (REP)		Charles A. Londo (REP)	
Jurisdiction Wide									
City of Luna Pier, Precinct 1	-	-	-	-	-	-	-	-	-
City of Milan, Precinct 1	-	-	-	-	-	-	-	-	-
City of Monroe, Precinct 1	-	-	-	-	-	-	-	-	-
City of Monroe, Precinct 2	-	-	-	-	-	-	-	-	-
City of Monroe, Precinct 3N	-	-	-	-	-	-	-	-	-
City of Monroe, Precinct 3S	-	-	-	-	-	-	-	-	-
City of Monroe, Precinct 4	-	-	-	-	-	-	-	-	-
City of Monroe, Precinct 5	-	-	-	-	-	-	-	-	-
City of Monroe, Precinct 6	-	-	-	-	-	-	-	-	-
City of Petersburg, Precinct 1	-	-	-	-	-	-	-	-	-
Ash Township, Precinct 1	-	-	-	-	-	-	-	-	-
Ash Township, Precinct 2	-	-	-	-	-	-	-	-	-
Ash Township, Precinct 3	-	-	-	-	-	-	-	-	-
Bedford Township, Precinct 1	-	-	-	-	-	-	-	-	-
Bedford Township, Precinct 2	-	-	-	-	-	-	-	-	-
Bedford Township, Precinct 3	-	-	-	-	-	-	-	-	-
Bedford Township, Precinct 4	-	-	-	-	-	-	-	-	-
Bedford Township, Precinct 5	-	-	-	-	-	-	-	-	-
Bedford Township, Precinct 6	-	-	-	-	-	-	-	-	-
Bedford Township, Precinct 7	-	-	-	-	-	-	-	-	-
Bedford Township, Precinct 8	-	-	-	-	-	-	-	-	-
Bedford Township, Precinct 9	-	-	-	-	-	-	-	-	-
Bedford Township, Precinct 10	-	-	-	-	-	-	-	-	-
Bedford Township, Precinct 11	-	-	-	-	-	-	-	-	-
Bedford Township, Precinct 12	-	-	-	-	-	-	-	-	-
Bedford Township, Precinct 13	-	-	-	-	-	-	-	-	-
Bedford Township, Precinct 14	-	-	-	-	-	-	-	-	-
Berlin Township, Precinct 1	-	-	-	-	-	-	-	-	-
Berlin Township, Precinct 2	-	-	-	-	-	-	-	-	-
Berlin Township, Precinct 3	-	-	-	-	-	-	-	-	-
Berlin Township, Precinct 4	-	-	-	-	-	-	-	-	-
Dundee Township, Precinct 1	-	-	-	-	-	-	-	-	-
Dundee Township, Precinct 2	-	-	-	-	-	-	-	-	-
Dundee Township, Precinct 3	-	-	-	-	-	-	-	-	-
Erie Township, Precinct 1	-	-	-	-	-	-	-	-	-
Erie Township, Precinct 2	-	-	-	-	-	-	-	-	-
Exeter Township, Precinct 1	-	-	-	-	-	-	-	-	-
Exeter Township, Precinct 2	-	-	-	-	-	-	-	-	-
Frenchtown Township, Precinct 1	-	-	-	-	-	-	-	-	-
Frenchtown Township, Precinct 2	-	-	-	-	-	-	-	-	-
Frenchtown Township, Precinct 3	-	-	-	-	-	-	-	-	-
Frenchtown Township, Precinct 4	-	-	-	-	-	-	-	-	-
Frenchtown Township, Precinct 5	-	-	-	-	-	-	-	-	-
Frenchtown Township, Precinct 6	-	-	-	-	-	-	-	-	-
Frenchtown Township, Precinct 7	-	-	-	-	-	-	-	-	-
Frenchtown Township, Precinct 8	-	-	-	-	-	-	-	-	-
Frenchtown Township, Precinct 9	-	-	-	-	-	-	-	-	-
Ida Township, Precinct 1	-	-	-	-	-	-	-	-	-
Ida Township, Precinct 2	-	-	-	-	-	-	-	-	-
LaSalle Township, Precinct 1	-	-	-	-	-	-	-	-	-
LaSalle Township, Precinct 2	-	-	-	-	-	-	-	-	-
London Township, Precinct 1	-	-	-	-	-	-	-	-	-
Milan Township, Precinct 1	-	-	-	-	-	-	-	-	-
Monroe Charter Township, Precinct 1	-	-	-	-	-	-	-	-	-
Monroe Charter Township, Precinct 2	-	-	-	-	-	-	-	-	-
Monroe Charter Township, Precinct 3	1033	3	239	41	17.15%	58	24.27%	62	25.94%
Monroe Charter Township, Precinct 4	-	-	-	-	-	-	-	-	-
Monroe Charter Township, Precinct 5	-	-	-	-	-	-	-	-	-
Monroe Charter Township, Precinct 6	-	-	-	-	-	-	-	-	-

Statement of Votes Cast
Monroe County
August 2010
SOVC For Jurisdiction Wide, All Counters, All Races
Official results

Monroe Twp 3

	Reg. Voters	Vote For	Total Votes	Sandra L. Blank (REP)		Wayne L. Blank, Sr. (REP)		Charles A. Londo (REP)	
Raisinville Township, Precinct 1	-	-	-	-	-	-	-	-	-
Raisinville Township, Precinct 2	-	-	-	-	-	-	-	-	-
Summerfield Township, Precinct 1	-	-	-	-	-	-	-	-	-
Whiteford Township, Precinct 1	-	-	-	-	-	-	-	-	-
Whiteford Township, Precinct 2	-	-	-	-	-	-	-	-	-
Total	1033	3	239	41	17.15%	58	24.27%	62	25.94%

Statement of Votes Cast
Monroe County
August 2010
SOVC For Jurisdiction Wide, All Counters, All Races
Official results

	Monroe Twp 3			
	John Manor (REP)		Write-In Votes	
Jurisdiction Wide				
City of Luna Pier, Precinct 1	-	-	-	-
City of Milan, Precinct 1	-	-	-	-
City of Monroe, Precinct 1	-	-	-	-
City of Monroe, Precinct 2	-	-	-	-
City of Monroe, Precinct 3N	-	-	-	-
City of Monroe, Precinct 3S	-	-	-	-
City of Monroe, Precinct 4	-	-	-	-
City of Monroe, Precinct 5	-	-	-	-
City of Monroe, Precinct 6	-	-	-	-
City of Petersburg, Precinct 1	-	-	-	-
Ash Township, Precinct 1	-	-	-	-
Ash Township, Precinct 2	-	-	-	-
Ash Township, Precinct 3	-	-	-	-
Bedford Township, Precinct 1	-	-	-	-
Bedford Township, Precinct 2	-	-	-	-
Bedford Township, Precinct 3	-	-	-	-
Bedford Township, Precinct 4	-	-	-	-
Bedford Township, Precinct 5	-	-	-	-
Bedford Township, Precinct 6	-	-	-	-
Bedford Township, Precinct 7	-	-	-	-
Bedford Township, Precinct 8	-	-	-	-
Bedford Township, Precinct 9	-	-	-	-
Bedford Township, Precinct 10	-	-	-	-
Bedford Township, Precinct 11	-	-	-	-
Bedford Township, Precinct 12	-	-	-	-
Bedford Township, Precinct 13	-	-	-	-
Bedford Township, Precinct 14	-	-	-	-
Berlin Township, Precinct 1	-	-	-	-
Berlin Township, Precinct 2	-	-	-	-
Berlin Township, Precinct 3	-	-	-	-
Berlin Township, Precinct 4	-	-	-	-
Dundee Township, Precinct 1	-	-	-	-
Dundee Township, Precinct 2	-	-	-	-
Dundee Township, Precinct 3	-	-	-	-
Erie Township, Precinct 1	-	-	-	-
Erie Township, Precinct 2	-	-	-	-
Exeter Township, Precinct 1	-	-	-	-
Exeter Township, Precinct 2	-	-	-	-
Frenchtown Township, Precinct 1	-	-	-	-
Frenchtown Township, Precinct 2	-	-	-	-
Frenchtown Township, Precinct 3	-	-	-	-
Frenchtown Township, Precinct 4	-	-	-	-
Frenchtown Township, Precinct 5	-	-	-	-
Frenchtown Township, Precinct 6	-	-	-	-
Frenchtown Township, Precinct 7	-	-	-	-
Frenchtown Township, Precinct 8	-	-	-	-
Frenchtown Township, Precinct 9	-	-	-	-
Ida Township, Precinct 1	-	-	-	-
Ida Township, Precinct 2	-	-	-	-
LaSalle Township, Precinct 1	-	-	-	-
LaSalle Township, Precinct 2	-	-	-	-
London Township, Precinct 1	-	-	-	-
Milan Township, Precinct 1	-	-	-	-
Monroe Charter Township, Precinct 1	-	-	-	-
Monroe Charter Township, Precinct 2	-	-	-	-
Monroe Charter Township, Precinct 3	76	31.80%	2	0.84%
Monroe Charter Township, Precinct 4	-	-	-	-
Monroe Charter Township, Precinct 5	-	-	-	-
Monroe Charter Township, Precinct 6	-	-	-	-

Statement of Votes Cast
Monroe County
August 2010
SOVC For Jurisdiction Wide, All Counters, All Races
Official results

	Monroe Twp 3			
	John Manor (REP)		Write-In Votes	
Raisinville Township, Precinct 1	-	-	-	-
Raisinville Township, Precinct 2	-	-	-	-
Summerfield Township, Precinct 1	-	-	-	-
Whiteford Township, Precinct 1	-	-	-	-
Whiteford Township, Precinct 2	-	-	-	-
Total	76	31.80%	2	0.84%

Statement of Votes Cast
Monroe County
August 2010
SOVC For Jurisdiction Wide, All Counters, All Races
Official results

Monroe Twp 4

	Reg. Voters	Vote For	Total Votes	Mary Louise Allen (REP)		James N. Altiere III (REP)		Beverly J. Bork (REP)	
Jurisdiction Wide									
City of Luna Pier, Precinct 1	-	-	-	-	-	-	-	-	-
City of Milan, Precinct 1	-	-	-	-	-	-	-	-	-
City of Monroe, Precinct 1	-	-	-	-	-	-	-	-	-
City of Monroe, Precinct 2	-	-	-	-	-	-	-	-	-
City of Monroe, Precinct 3N	-	-	-	-	-	-	-	-	-
City of Monroe, Precinct 3S	-	-	-	-	-	-	-	-	-
City of Monroe, Precinct 4	-	-	-	-	-	-	-	-	-
City of Monroe, Precinct 5	-	-	-	-	-	-	-	-	-
City of Monroe, Precinct 6	-	-	-	-	-	-	-	-	-
City of Petersburg, Precinct 1	-	-	-	-	-	-	-	-	-
Ash Township, Precinct 1	-	-	-	-	-	-	-	-	-
Ash Township, Precinct 2	-	-	-	-	-	-	-	-	-
Ash Township, Precinct 3	-	-	-	-	-	-	-	-	-
Bedford Township, Precinct 1	-	-	-	-	-	-	-	-	-
Bedford Township, Precinct 2	-	-	-	-	-	-	-	-	-
Bedford Township, Precinct 3	-	-	-	-	-	-	-	-	-
Bedford Township, Precinct 4	-	-	-	-	-	-	-	-	-
Bedford Township, Precinct 5	-	-	-	-	-	-	-	-	-
Bedford Township, Precinct 6	-	-	-	-	-	-	-	-	-
Bedford Township, Precinct 7	-	-	-	-	-	-	-	-	-
Bedford Township, Precinct 8	-	-	-	-	-	-	-	-	-
Bedford Township, Precinct 9	-	-	-	-	-	-	-	-	-
Bedford Township, Precinct 10	-	-	-	-	-	-	-	-	-
Bedford Township, Precinct 11	-	-	-	-	-	-	-	-	-
Bedford Township, Precinct 12	-	-	-	-	-	-	-	-	-
Bedford Township, Precinct 13	-	-	-	-	-	-	-	-	-
Bedford Township, Precinct 14	-	-	-	-	-	-	-	-	-
Berlin Township, Precinct 1	-	-	-	-	-	-	-	-	-
Berlin Township, Precinct 2	-	-	-	-	-	-	-	-	-
Berlin Township, Precinct 3	-	-	-	-	-	-	-	-	-
Berlin Township, Precinct 4	-	-	-	-	-	-	-	-	-
Dundee Township, Precinct 1	-	-	-	-	-	-	-	-	-
Dundee Township, Precinct 2	-	-	-	-	-	-	-	-	-
Dundee Township, Precinct 3	-	-	-	-	-	-	-	-	-
Erie Township, Precinct 1	-	-	-	-	-	-	-	-	-
Erie Township, Precinct 2	-	-	-	-	-	-	-	-	-
Exeter Township, Precinct 1	-	-	-	-	-	-	-	-	-
Exeter Township, Precinct 2	-	-	-	-	-	-	-	-	-
Frenchtown Township, Precinct 1	-	-	-	-	-	-	-	-	-
Frenchtown Township, Precinct 2	-	-	-	-	-	-	-	-	-
Frenchtown Township, Precinct 3	-	-	-	-	-	-	-	-	-
Frenchtown Township, Precinct 4	-	-	-	-	-	-	-	-	-
Frenchtown Township, Precinct 5	-	-	-	-	-	-	-	-	-
Frenchtown Township, Precinct 6	-	-	-	-	-	-	-	-	-
Frenchtown Township, Precinct 7	-	-	-	-	-	-	-	-	-
Frenchtown Township, Precinct 8	-	-	-	-	-	-	-	-	-
Frenchtown Township, Precinct 9	-	-	-	-	-	-	-	-	-
Ida Township, Precinct 1	-	-	-	-	-	-	-	-	-
Ida Township, Precinct 2	-	-	-	-	-	-	-	-	-
LaSalle Township, Precinct 1	-	-	-	-	-	-	-	-	-
LaSalle Township, Precinct 2	-	-	-	-	-	-	-	-	-
London Township, Precinct 1	-	-	-	-	-	-	-	-	-
Milan Township, Precinct 1	-	-	-	-	-	-	-	-	-
Monroe Charter Township, Precinct 1	-	-	-	-	-	-	-	-	-
Monroe Charter Township, Precinct 2	-	-	-	-	-	-	-	-	-
Monroe Charter Township, Precinct 3	-	-	-	-	-	-	-	-	-
Monroe Charter Township, Precinct 4	2277	5	652	136	20.86%	121	18.56%	134	20.55%
Monroe Charter Township, Precinct 5	-	-	-	-	-	-	-	-	-
Monroe Charter Township, Precinct 6	-	-	-	-	-	-	-	-	-

Statement of Votes Cast
Monroe County
August 2010
SOVC For Jurisdiction Wide, All Counters, All Races
Official results

	Monroe Twp 4								
	Reg. Voters	Vote For	Total Votes	Mary Louise Allen (REP)		James N. Altiere III (REP)		Beverly J. Bork (REP)	
Raisinville Township, Precinct 1	-	-	-	-	-	-	-	-	-
Raisinville Township, Precinct 2	-	-	-	-	-	-	-	-	-
Summerfield Township, Precinct 1	-	-	-	-	-	-	-	-	-
Whiteford Township, Precinct 1	-	-	-	-	-	-	-	-	-
Whiteford Township, Precinct 2	-	-	-	-	-	-	-	-	-
Total	2277	5	652	136	20.86%	121	18.56%	134	20.55%

Statement of Votes Cast
Monroe County
August 2010
SOVC For Jurisdiction Wide, All Counters, All Races
Official results

	Monroe Twp 4					
	David L. Bork (REP)		Joseph Liedel (REP)		Write-In Votes	
Jurisdiction Wide						
City of Luna Pier, Precinct 1	-	-	-	-	-	-
City of Milan, Precinct 1	-	-	-	-	-	-
City of Monroe, Precinct 1	-	-	-	-	-	-
City of Monroe, Precinct 2	-	-	-	-	-	-
City of Monroe, Precinct 3N	-	-	-	-	-	-
City of Monroe, Precinct 3S	-	-	-	-	-	-
City of Monroe, Precinct 4	-	-	-	-	-	-
City of Monroe, Precinct 5	-	-	-	-	-	-
City of Monroe, Precinct 6	-	-	-	-	-	-
City of Petersburg, Precinct 1	-	-	-	-	-	-
Ash Township, Precinct 1	-	-	-	-	-	-
Ash Township, Precinct 2	-	-	-	-	-	-
Ash Township, Precinct 3	-	-	-	-	-	-
Bedford Township, Precinct 1	-	-	-	-	-	-
Bedford Township, Precinct 2	-	-	-	-	-	-
Bedford Township, Precinct 3	-	-	-	-	-	-
Bedford Township, Precinct 4	-	-	-	-	-	-
Bedford Township, Precinct 5	-	-	-	-	-	-
Bedford Township, Precinct 6	-	-	-	-	-	-
Bedford Township, Precinct 7	-	-	-	-	-	-
Bedford Township, Precinct 8	-	-	-	-	-	-
Bedford Township, Precinct 9	-	-	-	-	-	-
Bedford Township, Precinct 10	-	-	-	-	-	-
Bedford Township, Precinct 11	-	-	-	-	-	-
Bedford Township, Precinct 12	-	-	-	-	-	-
Bedford Township, Precinct 13	-	-	-	-	-	-
Bedford Township, Precinct 14	-	-	-	-	-	-
Berlin Township, Precinct 1	-	-	-	-	-	-
Berlin Township, Precinct 2	-	-	-	-	-	-
Berlin Township, Precinct 3	-	-	-	-	-	-
Berlin Township, Precinct 4	-	-	-	-	-	-
Dundee Township, Precinct 1	-	-	-	-	-	-
Dundee Township, Precinct 2	-	-	-	-	-	-
Dundee Township, Precinct 3	-	-	-	-	-	-
Erie Township, Precinct 1	-	-	-	-	-	-
Erie Township, Precinct 2	-	-	-	-	-	-
Exeter Township, Precinct 1	-	-	-	-	-	-
Exeter Township, Precinct 2	-	-	-	-	-	-
Frenchtown Township, Precinct 1	-	-	-	-	-	-
Frenchtown Township, Precinct 2	-	-	-	-	-	-
Frenchtown Township, Precinct 3	-	-	-	-	-	-
Frenchtown Township, Precinct 4	-	-	-	-	-	-
Frenchtown Township, Precinct 5	-	-	-	-	-	-
Frenchtown Township, Precinct 6	-	-	-	-	-	-
Frenchtown Township, Precinct 7	-	-	-	-	-	-
Frenchtown Township, Precinct 8	-	-	-	-	-	-
Frenchtown Township, Precinct 9	-	-	-	-	-	-
Ida Township, Precinct 1	-	-	-	-	-	-
Ida Township, Precinct 2	-	-	-	-	-	-
LaSalle Township, Precinct 1	-	-	-	-	-	-
LaSalle Township, Precinct 2	-	-	-	-	-	-
London Township, Precinct 1	-	-	-	-	-	-
Milan Township, Precinct 1	-	-	-	-	-	-
Monroe Charter Township, Precinct 1	-	-	-	-	-	-
Monroe Charter Township, Precinct 2	-	-	-	-	-	-
Monroe Charter Township, Precinct 3	-	-	-	-	-	-
Monroe Charter Township, Precinct 4	135	20.71%	126	19.33%	0	0.00%
Monroe Charter Township, Precinct 5	-	-	-	-	-	-
Monroe Charter Township, Precinct 6	-	-	-	-	-	-

Statement of Votes Cast
Monroe County
August 2010
SOVC For Jurisdiction Wide, All Counters, All Races
Official results

	Monroe Twp 4					
	David L. Bork (REP)		Joseph Liedel (REP)		Write-In Votes	
Raisinville Township, Precinct 1	-	-	-	-	-	-
Raisinville Township, Precinct 2	-	-	-	-	-	-
Summerfield Township, Precinct 1	-	-	-	-	-	-
Whiteford Township, Precinct 1	-	-	-	-	-	-
Whiteford Township, Precinct 2	-	-	-	-	-	-
Total	135	20.71%	126	19.33%	0	0.00%

Statement of Votes Cast
Monroe County
August 2010
SOVC For Jurisdiction Wide, All Counters, All Races
Official results

Monroe Twp 5

	Reg. Voters	Vote For	Total Votes	Cathy A. Brown (REP)		Gregory Moore, Jr. (REP)		Megan E. Noland (REP)	
Jurisdiction Wide									
City of Luna Pier, Precinct 1	-	-	-	-	-	-	-	-	-
City of Milan, Precinct 1	-	-	-	-	-	-	-	-	-
City of Monroe, Precinct 1	-	-	-	-	-	-	-	-	-
City of Monroe, Precinct 2	-	-	-	-	-	-	-	-	-
City of Monroe, Precinct 3N	-	-	-	-	-	-	-	-	-
City of Monroe, Precinct 3S	-	-	-	-	-	-	-	-	-
City of Monroe, Precinct 4	-	-	-	-	-	-	-	-	-
City of Monroe, Precinct 5	-	-	-	-	-	-	-	-	-
City of Monroe, Precinct 6	-	-	-	-	-	-	-	-	-
City of Petersburg, Precinct 1	-	-	-	-	-	-	-	-	-
Ash Township, Precinct 1	-	-	-	-	-	-	-	-	-
Ash Township, Precinct 2	-	-	-	-	-	-	-	-	-
Ash Township, Precinct 3	-	-	-	-	-	-	-	-	-
Bedford Township, Precinct 1	-	-	-	-	-	-	-	-	-
Bedford Township, Precinct 2	-	-	-	-	-	-	-	-	-
Bedford Township, Precinct 3	-	-	-	-	-	-	-	-	-
Bedford Township, Precinct 4	-	-	-	-	-	-	-	-	-
Bedford Township, Precinct 5	-	-	-	-	-	-	-	-	-
Bedford Township, Precinct 6	-	-	-	-	-	-	-	-	-
Bedford Township, Precinct 7	-	-	-	-	-	-	-	-	-
Bedford Township, Precinct 8	-	-	-	-	-	-	-	-	-
Bedford Township, Precinct 9	-	-	-	-	-	-	-	-	-
Bedford Township, Precinct 10	-	-	-	-	-	-	-	-	-
Bedford Township, Precinct 11	-	-	-	-	-	-	-	-	-
Bedford Township, Precinct 12	-	-	-	-	-	-	-	-	-
Bedford Township, Precinct 13	-	-	-	-	-	-	-	-	-
Bedford Township, Precinct 14	-	-	-	-	-	-	-	-	-
Berlin Township, Precinct 1	-	-	-	-	-	-	-	-	-
Berlin Township, Precinct 2	-	-	-	-	-	-	-	-	-
Berlin Township, Precinct 3	-	-	-	-	-	-	-	-	-
Berlin Township, Precinct 4	-	-	-	-	-	-	-	-	-
Dundee Township, Precinct 1	-	-	-	-	-	-	-	-	-
Dundee Township, Precinct 2	-	-	-	-	-	-	-	-	-
Dundee Township, Precinct 3	-	-	-	-	-	-	-	-	-
Erie Township, Precinct 1	-	-	-	-	-	-	-	-	-
Erie Township, Precinct 2	-	-	-	-	-	-	-	-	-
Exeter Township, Precinct 1	-	-	-	-	-	-	-	-	-
Exeter Township, Precinct 2	-	-	-	-	-	-	-	-	-
Frenchtown Township, Precinct 1	-	-	-	-	-	-	-	-	-
Frenchtown Township, Precinct 2	-	-	-	-	-	-	-	-	-
Frenchtown Township, Precinct 3	-	-	-	-	-	-	-	-	-
Frenchtown Township, Precinct 4	-	-	-	-	-	-	-	-	-
Frenchtown Township, Precinct 5	-	-	-	-	-	-	-	-	-
Frenchtown Township, Precinct 6	-	-	-	-	-	-	-	-	-
Frenchtown Township, Precinct 7	-	-	-	-	-	-	-	-	-
Frenchtown Township, Precinct 8	-	-	-	-	-	-	-	-	-
Frenchtown Township, Precinct 9	-	-	-	-	-	-	-	-	-
Ida Township, Precinct 1	-	-	-	-	-	-	-	-	-
Ida Township, Precinct 2	-	-	-	-	-	-	-	-	-
LaSalle Township, Precinct 1	-	-	-	-	-	-	-	-	-
LaSalle Township, Precinct 2	-	-	-	-	-	-	-	-	-
London Township, Precinct 1	-	-	-	-	-	-	-	-	-
Milan Township, Precinct 1	-	-	-	-	-	-	-	-	-
Monroe Charter Township, Precinct 1	-	-	-	-	-	-	-	-	-
Monroe Charter Township, Precinct 2	-	-	-	-	-	-	-	-	-
Monroe Charter Township, Precinct 3	-	-	-	-	-	-	-	-	-
Monroe Charter Township, Precinct 4	-	-	-	-	-	-	-	-	-
Monroe Charter Township, Precinct 5	2231	6	550	119	21.64%	104	18.91%	128	23.27%
Monroe Charter Township, Precinct 6	-	-	-	-	-	-	-	-	-

Statement of Votes Cast
Monroe County
August 2010
SOVC For Jurisdiction Wide, All Counters, All Races
Official results

	Monroe Twp 5								
	Reg. Voters	Vote For	Total Votes	Cathy A. Brown (REP)		Gregory Moore, Jr. (REP)		Megan E. Noland (REP)	
Raisinville Township, Precinct 1	-	-	-	-	-	-	-	-	-
Raisinville Township, Precinct 2	-	-	-	-	-	-	-	-	-
Summerfield Township, Precinct 1	-	-	-	-	-	-	-	-	-
Whiteford Township, Precinct 1	-	-	-	-	-	-	-	-	-
Whiteford Township, Precinct 2	-	-	-	-	-	-	-	-	-
Total	2231	6	550	119	21.64%	104	18.91%	128	23.27%

Statement of Votes Cast
Monroe County
August 2010
SOVC For Jurisdiction Wide, All Counters, All Races
Official results

	Monroe Twp 5					
	Courtney L. Stamper (REP)		Nathaniel J. Stamper (REP)		Write-In Votes	
Jurisdiction Wide						
City of Luna Pier, Precinct 1	-	-	-	-	-	-
City of Milan, Precinct 1	-	-	-	-	-	-
City of Monroe, Precinct 1	-	-	-	-	-	-
City of Monroe, Precinct 2	-	-	-	-	-	-
City of Monroe, Precinct 3N	-	-	-	-	-	-
City of Monroe, Precinct 3S	-	-	-	-	-	-
City of Monroe, Precinct 4	-	-	-	-	-	-
City of Monroe, Precinct 5	-	-	-	-	-	-
City of Monroe, Precinct 6	-	-	-	-	-	-
City of Petersburg, Precinct 1	-	-	-	-	-	-
Ash Township, Precinct 1	-	-	-	-	-	-
Ash Township, Precinct 2	-	-	-	-	-	-
Ash Township, Precinct 3	-	-	-	-	-	-
Bedford Township, Precinct 1	-	-	-	-	-	-
Bedford Township, Precinct 2	-	-	-	-	-	-
Bedford Township, Precinct 3	-	-	-	-	-	-
Bedford Township, Precinct 4	-	-	-	-	-	-
Bedford Township, Precinct 5	-	-	-	-	-	-
Bedford Township, Precinct 6	-	-	-	-	-	-
Bedford Township, Precinct 7	-	-	-	-	-	-
Bedford Township, Precinct 8	-	-	-	-	-	-
Bedford Township, Precinct 9	-	-	-	-	-	-
Bedford Township, Precinct 10	-	-	-	-	-	-
Bedford Township, Precinct 11	-	-	-	-	-	-
Bedford Township, Precinct 12	-	-	-	-	-	-
Bedford Township, Precinct 13	-	-	-	-	-	-
Bedford Township, Precinct 14	-	-	-	-	-	-
Berlin Township, Precinct 1	-	-	-	-	-	-
Berlin Township, Precinct 2	-	-	-	-	-	-
Berlin Township, Precinct 3	-	-	-	-	-	-
Berlin Township, Precinct 4	-	-	-	-	-	-
Dundee Township, Precinct 1	-	-	-	-	-	-
Dundee Township, Precinct 2	-	-	-	-	-	-
Dundee Township, Precinct 3	-	-	-	-	-	-
Erie Township, Precinct 1	-	-	-	-	-	-
Erie Township, Precinct 2	-	-	-	-	-	-
Exeter Township, Precinct 1	-	-	-	-	-	-
Exeter Township, Precinct 2	-	-	-	-	-	-
Frenchtown Township, Precinct 1	-	-	-	-	-	-
Frenchtown Township, Precinct 2	-	-	-	-	-	-
Frenchtown Township, Precinct 3	-	-	-	-	-	-
Frenchtown Township, Precinct 4	-	-	-	-	-	-
Frenchtown Township, Precinct 5	-	-	-	-	-	-
Frenchtown Township, Precinct 6	-	-	-	-	-	-
Frenchtown Township, Precinct 7	-	-	-	-	-	-
Frenchtown Township, Precinct 8	-	-	-	-	-	-
Frenchtown Township, Precinct 9	-	-	-	-	-	-
Ida Township, Precinct 1	-	-	-	-	-	-
Ida Township, Precinct 2	-	-	-	-	-	-
LaSalle Township, Precinct 1	-	-	-	-	-	-
LaSalle Township, Precinct 2	-	-	-	-	-	-
London Township, Precinct 1	-	-	-	-	-	-
Milan Township, Precinct 1	-	-	-	-	-	-
Monroe Charter Township, Precinct 1	-	-	-	-	-	-
Monroe Charter Township, Precinct 2	-	-	-	-	-	-
Monroe Charter Township, Precinct 3	-	-	-	-	-	-
Monroe Charter Township, Precinct 4	-	-	-	-	-	-
Monroe Charter Township, Precinct 5	99	18.00%	97	17.64%	3	0.55%
Monroe Charter Township, Precinct 6	-	-	-	-	-	-

Statement of Votes Cast
Monroe County
August 2010
SOVC For Jurisdiction Wide, All Counters, All Races
Official results

	Monroe Twp 5					
	Courtney L. Stamper (REP)		Nathaniel J. Stamper (REP)		Write-In Votes	
Raisinville Township, Precinct 1	-	-	-	-	-	-
Raisinville Township, Precinct 2	-	-	-	-	-	-
Summerfield Township, Precinct 1	-	-	-	-	-	-
Whiteford Township, Precinct 1	-	-	-	-	-	-
Whiteford Township, Precinct 2	-	-	-	-	-	-
Total	99	18.00%	97	17.64%	3	0.55%

Statement of Votes Cast
Monroe County
August 2010
SOVC For Jurisdiction Wide, All Counters, All Races
Official results

	Monroe Twp 6								
	Reg. Voters	Vote For	Total Votes	Arnold Dandron (REP)		Deanna Dandron (REP)		Cynthia Marcero (REP)	
Jurisdiction Wide									
City of Luna Pier, Precinct 1	-	-	-	-	-	-	-	-	-
City of Milan, Precinct 1	-	-	-	-	-	-	-	-	-
City of Monroe, Precinct 1	-	-	-	-	-	-	-	-	-
City of Monroe, Precinct 2	-	-	-	-	-	-	-	-	-
City of Monroe, Precinct 3N	-	-	-	-	-	-	-	-	-
City of Monroe, Precinct 3S	-	-	-	-	-	-	-	-	-
City of Monroe, Precinct 4	-	-	-	-	-	-	-	-	-
City of Monroe, Precinct 5	-	-	-	-	-	-	-	-	-
City of Monroe, Precinct 6	-	-	-	-	-	-	-	-	-
City of Petersburg, Precinct 1	-	-	-	-	-	-	-	-	-
Ash Township, Precinct 1	-	-	-	-	-	-	-	-	-
Ash Township, Precinct 2	-	-	-	-	-	-	-	-	-
Ash Township, Precinct 3	-	-	-	-	-	-	-	-	-
Bedford Township, Precinct 1	-	-	-	-	-	-	-	-	-
Bedford Township, Precinct 2	-	-	-	-	-	-	-	-	-
Bedford Township, Precinct 3	-	-	-	-	-	-	-	-	-
Bedford Township, Precinct 4	-	-	-	-	-	-	-	-	-
Bedford Township, Precinct 5	-	-	-	-	-	-	-	-	-
Bedford Township, Precinct 6	-	-	-	-	-	-	-	-	-
Bedford Township, Precinct 7	-	-	-	-	-	-	-	-	-
Bedford Township, Precinct 8	-	-	-	-	-	-	-	-	-
Bedford Township, Precinct 9	-	-	-	-	-	-	-	-	-
Bedford Township, Precinct 10	-	-	-	-	-	-	-	-	-
Bedford Township, Precinct 11	-	-	-	-	-	-	-	-	-
Bedford Township, Precinct 12	-	-	-	-	-	-	-	-	-
Bedford Township, Precinct 13	-	-	-	-	-	-	-	-	-
Bedford Township, Precinct 14	-	-	-	-	-	-	-	-	-
Berlin Township, Precinct 1	-	-	-	-	-	-	-	-	-
Berlin Township, Precinct 2	-	-	-	-	-	-	-	-	-
Berlin Township, Precinct 3	-	-	-	-	-	-	-	-	-
Berlin Township, Precinct 4	-	-	-	-	-	-	-	-	-
Dundee Township, Precinct 1	-	-	-	-	-	-	-	-	-
Dundee Township, Precinct 2	-	-	-	-	-	-	-	-	-
Dundee Township, Precinct 3	-	-	-	-	-	-	-	-	-
Erie Township, Precinct 1	-	-	-	-	-	-	-	-	-
Erie Township, Precinct 2	-	-	-	-	-	-	-	-	-
Exeter Township, Precinct 1	-	-	-	-	-	-	-	-	-
Exeter Township, Precinct 2	-	-	-	-	-	-	-	-	-
Frenchtown Township, Precinct 1	-	-	-	-	-	-	-	-	-
Frenchtown Township, Precinct 2	-	-	-	-	-	-	-	-	-
Frenchtown Township, Precinct 3	-	-	-	-	-	-	-	-	-
Frenchtown Township, Precinct 4	-	-	-	-	-	-	-	-	-
Frenchtown Township, Precinct 5	-	-	-	-	-	-	-	-	-
Frenchtown Township, Precinct 6	-	-	-	-	-	-	-	-	-
Frenchtown Township, Precinct 7	-	-	-	-	-	-	-	-	-
Frenchtown Township, Precinct 8	-	-	-	-	-	-	-	-	-
Frenchtown Township, Precinct 9	-	-	-	-	-	-	-	-	-
Ida Township, Precinct 1	-	-	-	-	-	-	-	-	-
Ida Township, Precinct 2	-	-	-	-	-	-	-	-	-
LaSalle Township, Precinct 1	-	-	-	-	-	-	-	-	-
LaSalle Township, Precinct 2	-	-	-	-	-	-	-	-	-
London Township, Precinct 1	-	-	-	-	-	-	-	-	-
Milan Township, Precinct 1	-	-	-	-	-	-	-	-	-
Monroe Charter Township, Precinct 1	-	-	-	-	-	-	-	-	-
Monroe Charter Township, Precinct 2	-	-	-	-	-	-	-	-	-
Monroe Charter Township, Precinct 3	-	-	-	-	-	-	-	-	-
Monroe Charter Township, Precinct 4	-	-	-	-	-	-	-	-	-
Monroe Charter Township, Precinct 5	-	-	-	-	-	-	-	-	-
Monroe Charter Township, Precinct 6	1699	5	688	74	10.76%	65	9.45%	56	8.14%

Statement of Votes Cast
Monroe County
August 2010
SOVC For Jurisdiction Wide, All Counters, All Races
Official results

Monroe Twp 6

	Reg. Voters	Vote For	Total Votes	Arnold Dandron (REP)		Deanna Dandron (REP)		Cynthia Marcero (REP)	
Raisinville Township, Precinct 1	-	-	-	-	-	-	-	-	-
Raisinville Township, Precinct 2	-	-	-	-	-	-	-	-	-
Summerfield Township, Precinct 1	-	-	-	-	-	-	-	-	-
Whiteford Township, Precinct 1	-	-	-	-	-	-	-	-	-
Whiteford Township, Precinct 2	-	-	-	-	-	-	-	-	-
Total	1699	5	688	74	10.76%	65	9.45%	56	8.14%

Statement of Votes Cast
Monroe County
August 2010
SOVC For Jurisdiction Wide, All Counters, All Races
Official results

	Monroe Twp 6									
	Jack Marcero (REP)		Jeffrey S. Osment (REP)		Barbara Joyce Stroup (REP)		Adam Thorn (REP)		Gail Yinger (REP)	
Jurisdiction Wide										
City of Luna Pier, Precinct 1	-	-	-	-	-	-	-	-	-	-
City of Milan, Precinct 1	-	-	-	-	-	-	-	-	-	-
City of Monroe, Precinct 1	-	-	-	-	-	-	-	-	-	-
City of Monroe, Precinct 2	-	-	-	-	-	-	-	-	-	-
City of Monroe, Precinct 3N	-	-	-	-	-	-	-	-	-	-
City of Monroe, Precinct 3S	-	-	-	-	-	-	-	-	-	-
City of Monroe, Precinct 4	-	-	-	-	-	-	-	-	-	-
City of Monroe, Precinct 5	-	-	-	-	-	-	-	-	-	-
City of Monroe, Precinct 6	-	-	-	-	-	-	-	-	-	-
City of Petersburg, Precinct 1	-	-	-	-	-	-	-	-	-	-
Ash Township, Precinct 1	-	-	-	-	-	-	-	-	-	-
Ash Township, Precinct 2	-	-	-	-	-	-	-	-	-	-
Ash Township, Precinct 3	-	-	-	-	-	-	-	-	-	-
Bedford Township, Precinct 1	-	-	-	-	-	-	-	-	-	-
Bedford Township, Precinct 2	-	-	-	-	-	-	-	-	-	-
Bedford Township, Precinct 3	-	-	-	-	-	-	-	-	-	-
Bedford Township, Precinct 4	-	-	-	-	-	-	-	-	-	-
Bedford Township, Precinct 5	-	-	-	-	-	-	-	-	-	-
Bedford Township, Precinct 6	-	-	-	-	-	-	-	-	-	-
Bedford Township, Precinct 7	-	-	-	-	-	-	-	-	-	-
Bedford Township, Precinct 8	-	-	-	-	-	-	-	-	-	-
Bedford Township, Precinct 9	-	-	-	-	-	-	-	-	-	-
Bedford Township, Precinct 10	-	-	-	-	-	-	-	-	-	-
Bedford Township, Precinct 11	-	-	-	-	-	-	-	-	-	-
Bedford Township, Precinct 12	-	-	-	-	-	-	-	-	-	-
Bedford Township, Precinct 13	-	-	-	-	-	-	-	-	-	-
Bedford Township, Precinct 14	-	-	-	-	-	-	-	-	-	-
Berlin Township, Precinct 1	-	-	-	-	-	-	-	-	-	-
Berlin Township, Precinct 2	-	-	-	-	-	-	-	-	-	-
Berlin Township, Precinct 3	-	-	-	-	-	-	-	-	-	-
Berlin Township, Precinct 4	-	-	-	-	-	-	-	-	-	-
Dundee Township, Precinct 1	-	-	-	-	-	-	-	-	-	-
Dundee Township, Precinct 2	-	-	-	-	-	-	-	-	-	-
Dundee Township, Precinct 3	-	-	-	-	-	-	-	-	-	-
Erie Township, Precinct 1	-	-	-	-	-	-	-	-	-	-
Erie Township, Precinct 2	-	-	-	-	-	-	-	-	-	-
Exeter Township, Precinct 1	-	-	-	-	-	-	-	-	-	-
Exeter Township, Precinct 2	-	-	-	-	-	-	-	-	-	-
Frenchtown Township, Precinct 1	-	-	-	-	-	-	-	-	-	-
Frenchtown Township, Precinct 2	-	-	-	-	-	-	-	-	-	-
Frenchtown Township, Precinct 3	-	-	-	-	-	-	-	-	-	-
Frenchtown Township, Precinct 4	-	-	-	-	-	-	-	-	-	-
Frenchtown Township, Precinct 5	-	-	-	-	-	-	-	-	-	-
Frenchtown Township, Precinct 6	-	-	-	-	-	-	-	-	-	-
Frenchtown Township, Precinct 7	-	-	-	-	-	-	-	-	-	-
Frenchtown Township, Precinct 8	-	-	-	-	-	-	-	-	-	-
Frenchtown Township, Precinct 9	-	-	-	-	-	-	-	-	-	-
Ida Township, Precinct 1	-	-	-	-	-	-	-	-	-	-
Ida Township, Precinct 2	-	-	-	-	-	-	-	-	-	-
LaSalle Township, Precinct 1	-	-	-	-	-	-	-	-	-	-
LaSalle Township, Precinct 2	-	-	-	-	-	-	-	-	-	-
London Township, Precinct 1	-	-	-	-	-	-	-	-	-	-
Milan Township, Precinct 1	-	-	-	-	-	-	-	-	-	-
Monroe Charter Township, Precinct 1	-	-	-	-	-	-	-	-	-	-
Monroe Charter Township, Precinct 2	-	-	-	-	-	-	-	-	-	-
Monroe Charter Township, Precinct 3	-	-	-	-	-	-	-	-	-	-
Monroe Charter Township, Precinct 4	-	-	-	-	-	-	-	-	-	-
Monroe Charter Township, Precinct 5	-	-	-	-	-	-	-	-	-	-
Monroe Charter Township, Precinct 6	66	9.59%	95	13.81%	58	8.43%	68	9.88%	95	13.81%

Statement of Votes Cast
Monroe County
August 2010
SOVC For Jurisdiction Wide, All Counters, All Races
Official results

	Monroe Twp 6									
	Jack Marcero (REP)		Jeffrey S. Osment (REP)		Barbara Joyce Stroup (REP)		Adam Thom (REP)		Gail Yinger (REP)	
Raisinville Township, Precinct 1	-	-	-	-	-	-	-	-	-	-
Raisinville Township, Precinct 2	-	-	-	-	-	-	-	-	-	-
Summerfield Township, Precinct 1	-	-	-	-	-	-	-	-	-	-
Whiteford Township, Precinct 1	-	-	-	-	-	-	-	-	-	-
Whiteford Township, Precinct 2	-	-	-	-	-	-	-	-	-	-
Total	66	9.59%	95	13.81%	58	8.43%	68	9.88%	95	13.81%

Statement of Votes Cast
Monroe County
August 2010
SOVC For Jurisdiction Wide, All Counters, All Races
Official results

	Monroe Twp 6			
	Jim Yinger (REP)		Write-In Votes	
Jurisdiction Wide				
City of Luna Pier, Precinct 1	-	-	-	-
City of Milan, Precinct 1	-	-	-	-
City of Monroe, Precinct 1	-	-	-	-
City of Monroe, Precinct 2	-	-	-	-
City of Monroe, Precinct 3N	-	-	-	-
City of Monroe, Precinct 3S	-	-	-	-
City of Monroe, Precinct 4	-	-	-	-
City of Monroe, Precinct 5	-	-	-	-
City of Monroe, Precinct 6	-	-	-	-
City of Petersburg, Precinct 1	-	-	-	-
Ash Township, Precinct 1	-	-	-	-
Ash Township, Precinct 2	-	-	-	-
Ash Township, Precinct 3	-	-	-	-
Bedford Township, Precinct 1	-	-	-	-
Bedford Township, Precinct 2	-	-	-	-
Bedford Township, Precinct 3	-	-	-	-
Bedford Township, Precinct 4	-	-	-	-
Bedford Township, Precinct 5	-	-	-	-
Bedford Township, Precinct 6	-	-	-	-
Bedford Township, Precinct 7	-	-	-	-
Bedford Township, Precinct 8	-	-	-	-
Bedford Township, Precinct 9	-	-	-	-
Bedford Township, Precinct 10	-	-	-	-
Bedford Township, Precinct 11	-	-	-	-
Bedford Township, Precinct 12	-	-	-	-
Bedford Township, Precinct 13	-	-	-	-
Bedford Township, Precinct 14	-	-	-	-
Berlin Township, Precinct 1	-	-	-	-
Berlin Township, Precinct 2	-	-	-	-
Berlin Township, Precinct 3	-	-	-	-
Berlin Township, Precinct 4	-	-	-	-
Dundee Township, Precinct 1	-	-	-	-
Dundee Township, Precinct 2	-	-	-	-
Dundee Township, Precinct 3	-	-	-	-
Erie Township, Precinct 1	-	-	-	-
Erie Township, Precinct 2	-	-	-	-
Exeter Township, Precinct 1	-	-	-	-
Exeter Township, Precinct 2	-	-	-	-
Frenchtown Township, Precinct 1	-	-	-	-
Frenchtown Township, Precinct 2	-	-	-	-
Frenchtown Township, Precinct 3	-	-	-	-
Frenchtown Township, Precinct 4	-	-	-	-
Frenchtown Township, Precinct 5	-	-	-	-
Frenchtown Township, Precinct 6	-	-	-	-
Frenchtown Township, Precinct 7	-	-	-	-
Frenchtown Township, Precinct 8	-	-	-	-
Frenchtown Township, Precinct 9	-	-	-	-
Ida Township, Precinct 1	-	-	-	-
Ida Township, Precinct 2	-	-	-	-
LaSalle Township, Precinct 1	-	-	-	-
LaSalle Township, Precinct 2	-	-	-	-
London Township, Precinct 1	-	-	-	-
Milan Township, Precinct 1	-	-	-	-
Monroe Charter Township, Precinct 1	-	-	-	-
Monroe Charter Township, Precinct 2	-	-	-	-
Monroe Charter Township, Precinct 3	-	-	-	-
Monroe Charter Township, Precinct 4	-	-	-	-
Monroe Charter Township, Precinct 5	-	-	-	-
Monroe Charter Township, Precinct 6	109	15.84%	2	0.29%

Statement of Votes Cast
Monroe County
August 2010
SOVC For Jurisdiction Wide, All Counters, All Races
Official results

	Monroe Twp 6			
	Jim Yinger (REP)		Write-In Votes	
Raisinville Township, Precinct 1	-	-	-	-
Raisinville Township, Precinct 2	-	-	-	-
Summerfield Township, Precinct 1	-	-	-	-
Whiteford Township, Precinct 1	-	-	-	-
Whiteford Township, Precinct 2	-	-	-	-
Total	109	15.84%	2	0.29%

Statement of Votes Cast
Monroe County
August 2010
SOVC For Jurisdiction Wide, All Counters, All Races
Official results

Raisinville 1

	Reg. Voters	Vote For	Total Votes	Karen Bredschneider (REP)	Michael Brown (REP)	Gary W. Conant (REP)			
Jurisdiction Wide									
City of Luna Pier, Precinct 1	-	-	-	-	-	-	-	-	-
City of Milan, Precinct 1	-	-	-	-	-	-	-	-	-
City of Monroe, Precinct 1	-	-	-	-	-	-	-	-	-
City of Monroe, Precinct 2	-	-	-	-	-	-	-	-	-
City of Monroe, Precinct 3N	-	-	-	-	-	-	-	-	-
City of Monroe, Precinct 3S	-	-	-	-	-	-	-	-	-
City of Monroe, Precinct 4	-	-	-	-	-	-	-	-	-
City of Monroe, Precinct 5	-	-	-	-	-	-	-	-	-
City of Monroe, Precinct 6	-	-	-	-	-	-	-	-	-
City of Petersburg, Precinct 1	-	-	-	-	-	-	-	-	-
Ash Township, Precinct 1	-	-	-	-	-	-	-	-	-
Ash Township, Precinct 2	-	-	-	-	-	-	-	-	-
Ash Township, Precinct 3	-	-	-	-	-	-	-	-	-
Bedford Township, Precinct 1	-	-	-	-	-	-	-	-	-
Bedford Township, Precinct 2	-	-	-	-	-	-	-	-	-
Bedford Township, Precinct 3	-	-	-	-	-	-	-	-	-
Bedford Township, Precinct 4	-	-	-	-	-	-	-	-	-
Bedford Township, Precinct 5	-	-	-	-	-	-	-	-	-
Bedford Township, Precinct 6	-	-	-	-	-	-	-	-	-
Bedford Township, Precinct 7	-	-	-	-	-	-	-	-	-
Bedford Township, Precinct 8	-	-	-	-	-	-	-	-	-
Bedford Township, Precinct 9	-	-	-	-	-	-	-	-	-
Bedford Township, Precinct 10	-	-	-	-	-	-	-	-	-
Bedford Township, Precinct 11	-	-	-	-	-	-	-	-	-
Bedford Township, Precinct 12	-	-	-	-	-	-	-	-	-
Bedford Township, Precinct 13	-	-	-	-	-	-	-	-	-
Bedford Township, Precinct 14	-	-	-	-	-	-	-	-	-
Berlin Township, Precinct 1	-	-	-	-	-	-	-	-	-
Berlin Township, Precinct 2	-	-	-	-	-	-	-	-	-
Berlin Township, Precinct 3	-	-	-	-	-	-	-	-	-
Berlin Township, Precinct 4	-	-	-	-	-	-	-	-	-
Dundee Township, Precinct 1	-	-	-	-	-	-	-	-	-
Dundee Township, Precinct 2	-	-	-	-	-	-	-	-	-
Dundee Township, Precinct 3	-	-	-	-	-	-	-	-	-
Erie Township, Precinct 1	-	-	-	-	-	-	-	-	-
Erie Township, Precinct 2	-	-	-	-	-	-	-	-	-
Exeter Township, Precinct 1	-	-	-	-	-	-	-	-	-
Exeter Township, Precinct 2	-	-	-	-	-	-	-	-	-
Frenchtown Township, Precinct 1	-	-	-	-	-	-	-	-	-
Frenchtown Township, Precinct 2	-	-	-	-	-	-	-	-	-
Frenchtown Township, Precinct 3	-	-	-	-	-	-	-	-	-
Frenchtown Township, Precinct 4	-	-	-	-	-	-	-	-	-
Frenchtown Township, Precinct 5	-	-	-	-	-	-	-	-	-
Frenchtown Township, Precinct 6	-	-	-	-	-	-	-	-	-
Frenchtown Township, Precinct 7	-	-	-	-	-	-	-	-	-
Frenchtown Township, Precinct 8	-	-	-	-	-	-	-	-	-
Frenchtown Township, Precinct 9	-	-	-	-	-	-	-	-	-
Ida Township, Precinct 1	-	-	-	-	-	-	-	-	-
Ida Township, Precinct 2	-	-	-	-	-	-	-	-	-
LaSalle Township, Precinct 1	-	-	-	-	-	-	-	-	-
LaSalle Township, Precinct 2	-	-	-	-	-	-	-	-	-
London Township, Precinct 1	-	-	-	-	-	-	-	-	-
Milan Township, Precinct 1	-	-	-	-	-	-	-	-	-
Monroe Charter Township, Precinct 1	-	-	-	-	-	-	-	-	-
Monroe Charter Township, Precinct 2	-	-	-	-	-	-	-	-	-
Monroe Charter Township, Precinct 3	-	-	-	-	-	-	-	-	-
Monroe Charter Township, Precinct 4	-	-	-	-	-	-	-	-	-
Monroe Charter Township, Precinct 5	-	-	-	-	-	-	-	-	-
Monroe Charter Township, Precinct 6	-	-	-	-	-	-	-	-	-

Statement of Votes Cast
Monroe County
August 2010
SOVC For Jurisdiction Wide, All Counters, All Races
Official results

Raisinville 1

	Reg. Voters	Vote For	Total Votes	Karen Bredschneider (REP)		Michael Brown (REP)		Gary W. Conant (REP)	
Raisinville Township, Precinct 1	2078	6	1063	101	9.50%	106	9.97%	123	11.57%
Raisinville Township, Precinct 2	-	-	-	-	-	-	-	-	-
Summerfield Township, Precinct 1	-	-	-	-	-	-	-	-	-
Whiteford Township, Precinct 1	-	-	-	-	-	-	-	-	-
Whiteford Township, Precinct 2	-	-	-	-	-	-	-	-	-
Total	2078	6	1063	101	9.50%	106	9.97%	123	11.57%

Statement of Votes Cast
Monroe County
August 2010
SOVC For Jurisdiction Wide, All Counters, All Races
Official results

Raisinville 1

	Janice Conant (REP)		Anthony Diaz (REP)		Tim Kennedy (REP)		Tim R. Kennedy (REP)		Mary Mommerency (REP)	
Jurisdiction Wide										
City of Luna Pier, Precinct 1	-	-	-	-	-	-	-	-	-	-
City of Milan, Precinct 1	-	-	-	-	-	-	-	-	-	-
City of Monroe, Precinct 1	-	-	-	-	-	-	-	-	-	-
City of Monroe, Precinct 2	-	-	-	-	-	-	-	-	-	-
City of Monroe, Precinct 3N	-	-	-	-	-	-	-	-	-	-
City of Monroe, Precinct 3S	-	-	-	-	-	-	-	-	-	-
City of Monroe, Precinct 4	-	-	-	-	-	-	-	-	-	-
City of Monroe, Precinct 5	-	-	-	-	-	-	-	-	-	-
City of Monroe, Precinct 6	-	-	-	-	-	-	-	-	-	-
City of Petersburg, Precinct 1	-	-	-	-	-	-	-	-	-	-
Ash Township, Precinct 1	-	-	-	-	-	-	-	-	-	-
Ash Township, Precinct 2	-	-	-	-	-	-	-	-	-	-
Ash Township, Precinct 3	-	-	-	-	-	-	-	-	-	-
Bedford Township, Precinct 1	-	-	-	-	-	-	-	-	-	-
Bedford Township, Precinct 2	-	-	-	-	-	-	-	-	-	-
Bedford Township, Precinct 3	-	-	-	-	-	-	-	-	-	-
Bedford Township, Precinct 4	-	-	-	-	-	-	-	-	-	-
Bedford Township, Precinct 5	-	-	-	-	-	-	-	-	-	-
Bedford Township, Precinct 6	-	-	-	-	-	-	-	-	-	-
Bedford Township, Precinct 7	-	-	-	-	-	-	-	-	-	-
Bedford Township, Precinct 8	-	-	-	-	-	-	-	-	-	-
Bedford Township, Precinct 9	-	-	-	-	-	-	-	-	-	-
Bedford Township, Precinct 10	-	-	-	-	-	-	-	-	-	-
Bedford Township, Precinct 11	-	-	-	-	-	-	-	-	-	-
Bedford Township, Precinct 12	-	-	-	-	-	-	-	-	-	-
Bedford Township, Precinct 13	-	-	-	-	-	-	-	-	-	-
Bedford Township, Precinct 14	-	-	-	-	-	-	-	-	-	-
Berlin Township, Precinct 1	-	-	-	-	-	-	-	-	-	-
Berlin Township, Precinct 2	-	-	-	-	-	-	-	-	-	-
Berlin Township, Precinct 3	-	-	-	-	-	-	-	-	-	-
Berlin Township, Precinct 4	-	-	-	-	-	-	-	-	-	-
Dundee Township, Precinct 1	-	-	-	-	-	-	-	-	-	-
Dundee Township, Precinct 2	-	-	-	-	-	-	-	-	-	-
Dundee Township, Precinct 3	-	-	-	-	-	-	-	-	-	-
Erie Township, Precinct 1	-	-	-	-	-	-	-	-	-	-
Erie Township, Precinct 2	-	-	-	-	-	-	-	-	-	-
Exeter Township, Precinct 1	-	-	-	-	-	-	-	-	-	-
Exeter Township, Precinct 2	-	-	-	-	-	-	-	-	-	-
Frenchtown Township, Precinct 1	-	-	-	-	-	-	-	-	-	-
Frenchtown Township, Precinct 2	-	-	-	-	-	-	-	-	-	-
Frenchtown Township, Precinct 3	-	-	-	-	-	-	-	-	-	-
Frenchtown Township, Precinct 4	-	-	-	-	-	-	-	-	-	-
Frenchtown Township, Precinct 5	-	-	-	-	-	-	-	-	-	-
Frenchtown Township, Precinct 6	-	-	-	-	-	-	-	-	-	-
Frenchtown Township, Precinct 7	-	-	-	-	-	-	-	-	-	-
Frenchtown Township, Precinct 8	-	-	-	-	-	-	-	-	-	-
Frenchtown Township, Precinct 9	-	-	-	-	-	-	-	-	-	-
Ida Township, Precinct 1	-	-	-	-	-	-	-	-	-	-
Ida Township, Precinct 2	-	-	-	-	-	-	-	-	-	-
LaSalle Township, Precinct 1	-	-	-	-	-	-	-	-	-	-
LaSalle Township, Precinct 2	-	-	-	-	-	-	-	-	-	-
London Township, Precinct 1	-	-	-	-	-	-	-	-	-	-
Milan Township, Precinct 1	-	-	-	-	-	-	-	-	-	-
Monroe Charter Township, Precinct 1	-	-	-	-	-	-	-	-	-	-
Monroe Charter Township, Precinct 2	-	-	-	-	-	-	-	-	-	-
Monroe Charter Township, Precinct 3	-	-	-	-	-	-	-	-	-	-
Monroe Charter Township, Precinct 4	-	-	-	-	-	-	-	-	-	-
Monroe Charter Township, Precinct 5	-	-	-	-	-	-	-	-	-	-
Monroe Charter Township, Precinct 6	-	-	-	-	-	-	-	-	-	-

Statement of Votes Cast
Monroe County
August 2010
SOVC For Jurisdiction Wide, All Counters, All Races
Official results

Raisinville 1

	Janice Conant (REP)		Anthony Diaz (REP)		Tim Kennedy (REP)		Tim R. Kennedy (REP)		Mary Mommerency (REP)	
Raisinville Township, Precinct 1	109	10.25%	127	11.95%	86	8.09%	55	5.17%	95	8.94%
Raisinville Township, Precinct 2	-	-	-	-	-	-	-	-	-	-
Summerfield Township, Precinct 1	-	-	-	-	-	-	-	-	-	-
Whiteford Township, Precinct 1	-	-	-	-	-	-	-	-	-	-
Whiteford Township, Precinct 2	-	-	-	-	-	-	-	-	-	-
Total	109	10.25%	127	11.95%	86	8.09%	55	5.17%	95	8.94%

Statement of Votes Cast
Monroe County
August 2010
SOVC For Jurisdiction Wide, All Counters, All Races
Official results

	Raisinville 1			
	Michael Alan Owens (REP)	Nichole Renee Owens (REP)	Richard Steckmeyer (REP)	Write-In Votes
Jurisdiction Wide				
City of Luna Pier, Precinct 1	-	-	-	-
City of Milan, Precinct 1	-	-	-	-
City of Monroe, Precinct 1	-	-	-	-
City of Monroe, Precinct 2	-	-	-	-
City of Monroe, Precinct 3N	-	-	-	-
City of Monroe, Precinct 3S	-	-	-	-
City of Monroe, Precinct 4	-	-	-	-
City of Monroe, Precinct 5	-	-	-	-
City of Monroe, Precinct 6	-	-	-	-
City of Petersburg, Precinct 1	-	-	-	-
Ash Township, Precinct 1	-	-	-	-
Ash Township, Precinct 2	-	-	-	-
Ash Township, Precinct 3	-	-	-	-
Bedford Township, Precinct 1	-	-	-	-
Bedford Township, Precinct 2	-	-	-	-
Bedford Township, Precinct 3	-	-	-	-
Bedford Township, Precinct 4	-	-	-	-
Bedford Township, Precinct 5	-	-	-	-
Bedford Township, Precinct 6	-	-	-	-
Bedford Township, Precinct 7	-	-	-	-
Bedford Township, Precinct 8	-	-	-	-
Bedford Township, Precinct 9	-	-	-	-
Bedford Township, Precinct 10	-	-	-	-
Bedford Township, Precinct 11	-	-	-	-
Bedford Township, Precinct 12	-	-	-	-
Bedford Township, Precinct 13	-	-	-	-
Bedford Township, Precinct 14	-	-	-	-
Berlin Township, Precinct 1	-	-	-	-
Berlin Township, Precinct 2	-	-	-	-
Berlin Township, Precinct 3	-	-	-	-
Berlin Township, Precinct 4	-	-	-	-
Dundee Township, Precinct 1	-	-	-	-
Dundee Township, Precinct 2	-	-	-	-
Dundee Township, Precinct 3	-	-	-	-
Erie Township, Precinct 1	-	-	-	-
Erie Township, Precinct 2	-	-	-	-
Exeter Township, Precinct 1	-	-	-	-
Exeter Township, Precinct 2	-	-	-	-
Frenchtown Township, Precinct 1	-	-	-	-
Frenchtown Township, Precinct 2	-	-	-	-
Frenchtown Township, Precinct 3	-	-	-	-
Frenchtown Township, Precinct 4	-	-	-	-
Frenchtown Township, Precinct 5	-	-	-	-
Frenchtown Township, Precinct 6	-	-	-	-
Frenchtown Township, Precinct 7	-	-	-	-
Frenchtown Township, Precinct 8	-	-	-	-
Frenchtown Township, Precinct 9	-	-	-	-
Ida Township, Precinct 1	-	-	-	-
Ida Township, Precinct 2	-	-	-	-
LaSalle Township, Precinct 1	-	-	-	-
LaSalle Township, Precinct 2	-	-	-	-
London Township, Precinct 1	-	-	-	-
Milan Township, Precinct 1	-	-	-	-
Monroe Charter Township, Precinct 1	-	-	-	-
Monroe Charter Township, Precinct 2	-	-	-	-
Monroe Charter Township, Precinct 3	-	-	-	-
Monroe Charter Township, Precinct 4	-	-	-	-
Monroe Charter Township, Precinct 5	-	-	-	-
Monroe Charter Township, Precinct 6	-	-	-	-

Statement of Votes Cast
Monroe County
August 2010
SOVC For Jurisdiction Wide, All Counters, All Races
Official results

Raisinville I

	Michael Alan Owens (REP)		Nichole Renee Owens (REP)		Richard Steckmeyer (REP)		Write-In Votes	
Raisinville Township, Precinct 1	75	7.06%	68	6.40%	118	11.10%	0	0.00%
Raisinville Township, Precinct 2	-	-	-	-	-	-	-	-
Summerfield Township, Precinct 1	-	-	-	-	-	-	-	-
Whiteford Township, Precinct 1	-	-	-	-	-	-	-	-
Whiteford Township, Precinct 2	-	-	-	-	-	-	-	-
Total	75	7.06%	68	6.40%	118	11.10%	0	0.00%

Statement of Votes Cast
Monroe County
August 2010
SOVC For Jurisdiction Wide, All Counters, All Races
Official results

	Raisinville 2					
	Reg. Voters	Vote For	Total Votes	Katherine L. Abel (REP)	Leland L. Abel (REP)	Ann E. Curry (REP)
Jurisdiction Wide						
City of Luna Pier, Precinct 1	-	-	-	-	-	-
City of Milan, Precinct 1	-	-	-	-	-	-
City of Monroe, Precinct 1	-	-	-	-	-	-
City of Monroe, Precinct 2	-	-	-	-	-	-
City of Monroe, Precinct 3N	-	-	-	-	-	-
City of Monroe, Precinct 3S	-	-	-	-	-	-
City of Monroe, Precinct 4	-	-	-	-	-	-
City of Monroe, Precinct 5	-	-	-	-	-	-
City of Monroe, Precinct 6	-	-	-	-	-	-
City of Petersburg, Precinct 1	-	-	-	-	-	-
Ash Township, Precinct 1	-	-	-	-	-	-
Ash Township, Precinct 2	-	-	-	-	-	-
Ash Township, Precinct 3	-	-	-	-	-	-
Bedford Township, Precinct 1	-	-	-	-	-	-
Bedford Township, Precinct 2	-	-	-	-	-	-
Bedford Township, Precinct 3	-	-	-	-	-	-
Bedford Township, Precinct 4	-	-	-	-	-	-
Bedford Township, Precinct 5	-	-	-	-	-	-
Bedford Township, Precinct 6	-	-	-	-	-	-
Bedford Township, Precinct 7	-	-	-	-	-	-
Bedford Township, Precinct 8	-	-	-	-	-	-
Bedford Township, Precinct 9	-	-	-	-	-	-
Bedford Township, Precinct 10	-	-	-	-	-	-
Bedford Township, Precinct 11	-	-	-	-	-	-
Bedford Township, Precinct 12	-	-	-	-	-	-
Bedford Township, Precinct 13	-	-	-	-	-	-
Bedford Township, Precinct 14	-	-	-	-	-	-
Berlin Township, Precinct 1	-	-	-	-	-	-
Berlin Township, Precinct 2	-	-	-	-	-	-
Berlin Township, Precinct 3	-	-	-	-	-	-
Berlin Township, Precinct 4	-	-	-	-	-	-
Dundee Township, Precinct 1	-	-	-	-	-	-
Dundee Township, Precinct 2	-	-	-	-	-	-
Dundee Township, Precinct 3	-	-	-	-	-	-
Erie Township, Precinct 1	-	-	-	-	-	-
Erie Township, Precinct 2	-	-	-	-	-	-
Exeter Township, Precinct 1	-	-	-	-	-	-
Exeter Township, Precinct 2	-	-	-	-	-	-
Frenchtown Township, Precinct 1	-	-	-	-	-	-
Frenchtown Township, Precinct 2	-	-	-	-	-	-
Frenchtown Township, Precinct 3	-	-	-	-	-	-
Frenchtown Township, Precinct 4	-	-	-	-	-	-
Frenchtown Township, Precinct 5	-	-	-	-	-	-
Frenchtown Township, Precinct 6	-	-	-	-	-	-
Frenchtown Township, Precinct 7	-	-	-	-	-	-
Frenchtown Township, Precinct 8	-	-	-	-	-	-
Frenchtown Township, Precinct 9	-	-	-	-	-	-
Ida Township, Precinct 1	-	-	-	-	-	-
Ida Township, Precinct 2	-	-	-	-	-	-
LaSalle Township, Precinct 1	-	-	-	-	-	-
LaSalle Township, Precinct 2	-	-	-	-	-	-
London Township, Precinct 1	-	-	-	-	-	-
Milan Township, Precinct 1	-	-	-	-	-	-
Monroe Charter Township, Precinct 1	-	-	-	-	-	-
Monroe Charter Township, Precinct 2	-	-	-	-	-	-
Monroe Charter Township, Precinct 3	-	-	-	-	-	-
Monroe Charter Township, Precinct 4	-	-	-	-	-	-
Monroe Charter Township, Precinct 5	-	-	-	-	-	-
Monroe Charter Township, Precinct 6	-	-	-	-	-	-

Statement of Votes Cast
Monroe County
August 2010
SOVC For Jurisdiction Wide, All Counters, All Races
Official results

Raisinville 2

	Reg. Voters	Vote For	Total Votes	Katherine L. Abel (REP)		Leland L. Abel (REP)		Ann E. Curry (REP)	
Raisinville Township, Precinct 1	-	-	-	-	-	-	-	-	-
Raisinville Township, Precinct 2	2356	6	884	103	11.65%	93	10.52%	118	13.35%
Summerfield Township, Precinct 1	-	-	-	-	-	-	-	-	-
Whiteford Township, Precinct 1	-	-	-	-	-	-	-	-	-
Whiteford Township, Precinct 2	-	-	-	-	-	-	-	-	-
Total	2356	6	884	103	11.65%	93	10.52%	118	13.35%

Statement of Votes Cast
Monroe County
August 2010
SOVC For Jurisdiction Wide, All Counters, All Races
Official results

Raisinville 2

	David P. Henning (REP)		Robert LaFaut (REP)		Glenn R. Podhola (REP)		Ray Rose (REP)		David V. Todd (REP)	
Jurisdiction Wide										
City of Luna Pier, Precinct 1	-	-	-	-	-	-	-	-	-	-
City of Milan, Precinct 1	-	-	-	-	-	-	-	-	-	-
City of Monroe, Precinct 1	-	-	-	-	-	-	-	-	-	-
City of Monroe, Precinct 2	-	-	-	-	-	-	-	-	-	-
City of Monroe, Precinct 3N	-	-	-	-	-	-	-	-	-	-
City of Monroe, Precinct 3S	-	-	-	-	-	-	-	-	-	-
City of Monroe, Precinct 4	-	-	-	-	-	-	-	-	-	-
City of Monroe, Precinct 5	-	-	-	-	-	-	-	-	-	-
City of Monroe, Precinct 6	-	-	-	-	-	-	-	-	-	-
City of Petersburg, Precinct 1	-	-	-	-	-	-	-	-	-	-
Ash Township, Precinct 1	-	-	-	-	-	-	-	-	-	-
Ash Township, Precinct 2	-	-	-	-	-	-	-	-	-	-
Ash Township, Precinct 3	-	-	-	-	-	-	-	-	-	-
Bedford Township, Precinct 1	-	-	-	-	-	-	-	-	-	-
Bedford Township, Precinct 2	-	-	-	-	-	-	-	-	-	-
Bedford Township, Precinct 3	-	-	-	-	-	-	-	-	-	-
Bedford Township, Precinct 4	-	-	-	-	-	-	-	-	-	-
Bedford Township, Precinct 5	-	-	-	-	-	-	-	-	-	-
Bedford Township, Precinct 6	-	-	-	-	-	-	-	-	-	-
Bedford Township, Precinct 7	-	-	-	-	-	-	-	-	-	-
Bedford Township, Precinct 8	-	-	-	-	-	-	-	-	-	-
Bedford Township, Precinct 9	-	-	-	-	-	-	-	-	-	-
Bedford Township, Precinct 10	-	-	-	-	-	-	-	-	-	-
Bedford Township, Precinct 11	-	-	-	-	-	-	-	-	-	-
Bedford Township, Precinct 12	-	-	-	-	-	-	-	-	-	-
Bedford Township, Precinct 13	-	-	-	-	-	-	-	-	-	-
Bedford Township, Precinct 14	-	-	-	-	-	-	-	-	-	-
Berlin Township, Precinct 1	-	-	-	-	-	-	-	-	-	-
Berlin Township, Precinct 2	-	-	-	-	-	-	-	-	-	-
Berlin Township, Precinct 3	-	-	-	-	-	-	-	-	-	-
Berlin Township, Precinct 4	-	-	-	-	-	-	-	-	-	-
Dundee Township, Precinct 1	-	-	-	-	-	-	-	-	-	-
Dundee Township, Precinct 2	-	-	-	-	-	-	-	-	-	-
Dundee Township, Precinct 3	-	-	-	-	-	-	-	-	-	-
Erie Township, Precinct 1	-	-	-	-	-	-	-	-	-	-
Erie Township, Precinct 2	-	-	-	-	-	-	-	-	-	-
Exeter Township, Precinct 1	-	-	-	-	-	-	-	-	-	-
Exeter Township, Precinct 2	-	-	-	-	-	-	-	-	-	-
Frenchtown Township, Precinct 1	-	-	-	-	-	-	-	-	-	-
Frenchtown Township, Precinct 2	-	-	-	-	-	-	-	-	-	-
Frenchtown Township, Precinct 3	-	-	-	-	-	-	-	-	-	-
Frenchtown Township, Precinct 4	-	-	-	-	-	-	-	-	-	-
Frenchtown Township, Precinct 5	-	-	-	-	-	-	-	-	-	-
Frenchtown Township, Precinct 6	-	-	-	-	-	-	-	-	-	-
Frenchtown Township, Precinct 7	-	-	-	-	-	-	-	-	-	-
Frenchtown Township, Precinct 8	-	-	-	-	-	-	-	-	-	-
Frenchtown Township, Precinct 9	-	-	-	-	-	-	-	-	-	-
Ida Township, Precinct 1	-	-	-	-	-	-	-	-	-	-
Ida Township, Precinct 2	-	-	-	-	-	-	-	-	-	-
LaSalle Township, Precinct 1	-	-	-	-	-	-	-	-	-	-
LaSalle Township, Precinct 2	-	-	-	-	-	-	-	-	-	-
London Township, Precinct 1	-	-	-	-	-	-	-	-	-	-
Milan Township, Precinct 1	-	-	-	-	-	-	-	-	-	-
Monroe Charter Township, Precinct 1	-	-	-	-	-	-	-	-	-	-
Monroe Charter Township, Precinct 2	-	-	-	-	-	-	-	-	-	-
Monroe Charter Township, Precinct 3	-	-	-	-	-	-	-	-	-	-
Monroe Charter Township, Precinct 4	-	-	-	-	-	-	-	-	-	-
Monroe Charter Township, Precinct 5	-	-	-	-	-	-	-	-	-	-
Monroe Charter Township, Precinct 6	-	-	-	-	-	-	-	-	-	-

Statement of Votes Cast
Monroe County
August 2010
SOVC For Jurisdiction Wide, All Counters, All Races
Official results

Raisinville 2

	David P. Henning (REP)		Robert LaFaut (REP)		Glenn R. Podhola (REP)		Ray Rose (REP)		David V. Todd (REP)	
Raisinville Township, Precinct 1	-	-	-	-	-	-	-	-	-	-
Raisinville Township, Precinct 2	123	13.91%	62	7.01%	61	6.90%	72	8.14%	75	8.48%
Summerfield Township, Precinct 1	-	-	-	-	-	-	-	-	-	-
Whiteford Township, Precinct 1	-	-	-	-	-	-	-	-	-	-
Whiteford Township, Precinct 2	-	-	-	-	-	-	-	-	-	-
Total	123	13.91%	62	7.01%	61	6.90%	72	8.14%	75	8.48%

Statement of Votes Cast
Monroe County
August 2010
SOVC For Jurisdiction Wide, All Counters, All Races
Official results

	Raisinville 2		
	Dorothy L. Willis (REP)	George Willis (REP)	Write-In Votes
Jurisdiction Wide			
City of Luna Pier, Precinct 1	-	-	-
City of Milan, Precinct 1	-	-	-
City of Monroe, Precinct 1	-	-	-
City of Monroe, Precinct 2	-	-	-
City of Monroe, Precinct 3N	-	-	-
City of Monroe, Precinct 3S	-	-	-
City of Monroe, Precinct 4	-	-	-
City of Monroe, Precinct 5	-	-	-
City of Monroe, Precinct 6	-	-	-
City of Petersburg, Precinct 1	-	-	-
Ash Township, Precinct 1	-	-	-
Ash Township, Precinct 2	-	-	-
Ash Township, Precinct 3	-	-	-
Bedford Township, Precinct 1	-	-	-
Bedford Township, Precinct 2	-	-	-
Bedford Township, Precinct 3	-	-	-
Bedford Township, Precinct 4	-	-	-
Bedford Township, Precinct 5	-	-	-
Bedford Township, Precinct 6	-	-	-
Bedford Township, Precinct 7	-	-	-
Bedford Township, Precinct 8	-	-	-
Bedford Township, Precinct 9	-	-	-
Bedford Township, Precinct 10	-	-	-
Bedford Township, Precinct 11	-	-	-
Bedford Township, Precinct 12	-	-	-
Bedford Township, Precinct 13	-	-	-
Bedford Township, Precinct 14	-	-	-
Berlin Township, Precinct 1	-	-	-
Berlin Township, Precinct 2	-	-	-
Berlin Township, Precinct 3	-	-	-
Berlin Township, Precinct 4	-	-	-
Dundee Township, Precinct 1	-	-	-
Dundee Township, Precinct 2	-	-	-
Dundee Township, Precinct 3	-	-	-
Erie Township, Precinct 1	-	-	-
Erie Township, Precinct 2	-	-	-
Exeter Township, Precinct 1	-	-	-
Exeter Township, Precinct 2	-	-	-
Frenchtown Township, Precinct 1	-	-	-
Frenchtown Township, Precinct 2	-	-	-
Frenchtown Township, Precinct 3	-	-	-
Frenchtown Township, Precinct 4	-	-	-
Frenchtown Township, Precinct 5	-	-	-
Frenchtown Township, Precinct 6	-	-	-
Frenchtown Township, Precinct 7	-	-	-
Frenchtown Township, Precinct 8	-	-	-
Frenchtown Township, Precinct 9	-	-	-
Ida Township, Precinct 1	-	-	-
Ida Township, Precinct 2	-	-	-
LaSalle Township, Precinct 1	-	-	-
LaSalle Township, Precinct 2	-	-	-
London Township, Precinct 1	-	-	-
Milan Township, Precinct 1	-	-	-
Monroe Charter Township, Precinct 1	-	-	-
Monroe Charter Township, Precinct 2	-	-	-
Monroe Charter Township, Precinct 3	-	-	-
Monroe Charter Township, Precinct 4	-	-	-
Monroe Charter Township, Precinct 5	-	-	-
Monroe Charter Township, Precinct 6	-	-	-

Statement of Votes Cast
Monroe County
August 2010
SOVC For Jurisdiction Wide, All Counters, All Races
Official results

	Raisinville 2					
	Dorothy L. Willis (REP)		George Willis (REP)		Write-In Votes	
Raisinville Township, Precinct 1	-	-	-	-	-	-
Raisinville Township, Precinct 2	88	9.95%	88	9.95%	1	0.11%
Summerfield Township, Precinct 1	-	-	-	-	-	-
Whiteford Township, Precinct 1	-	-	-	-	-	-
Whiteford Township, Precinct 2	-	-	-	-	-	-
Total	88	9.95%	88	9.95%	1	0.11%

Statement of Votes Cast
Monroe County
August 2010
SOVC For Jurisdiction Wide, All Counters, All Races
Official results

	Summerfield 1				
	Reg. Voters	Vote For	Total Votes	Walter F. Purk, Jr. (REP)	Write-In Votes
Jurisdiction Wide					
City of Luna Pier, Precinct 1	-	-	-	-	-
City of Milan, Precinct 1	-	-	-	-	-
City of Monroe, Precinct 1	-	-	-	-	-
City of Monroe, Precinct 2	-	-	-	-	-
City of Monroe, Precinct 3N	-	-	-	-	-
City of Monroe, Precinct 3S	-	-	-	-	-
City of Monroe, Precinct 4	-	-	-	-	-
City of Monroe, Precinct 5	-	-	-	-	-
City of Monroe, Precinct 6	-	-	-	-	-
City of Petersburg, Precinct 1	-	-	-	-	-
Ash Township, Precinct 1	-	-	-	-	-
Ash Township, Precinct 2	-	-	-	-	-
Ash Township, Precinct 3	-	-	-	-	-
Bedford Township, Precinct 1	-	-	-	-	-
Bedford Township, Precinct 2	-	-	-	-	-
Bedford Township, Precinct 3	-	-	-	-	-
Bedford Township, Precinct 4	-	-	-	-	-
Bedford Township, Precinct 5	-	-	-	-	-
Bedford Township, Precinct 6	-	-	-	-	-
Bedford Township, Precinct 7	-	-	-	-	-
Bedford Township, Precinct 8	-	-	-	-	-
Bedford Township, Precinct 9	-	-	-	-	-
Bedford Township, Precinct 10	-	-	-	-	-
Bedford Township, Precinct 11	-	-	-	-	-
Bedford Township, Precinct 12	-	-	-	-	-
Bedford Township, Precinct 13	-	-	-	-	-
Bedford Township, Precinct 14	-	-	-	-	-
Berlin Township, Precinct 1	-	-	-	-	-
Berlin Township, Precinct 2	-	-	-	-	-
Berlin Township, Precinct 3	-	-	-	-	-
Berlin Township, Precinct 4	-	-	-	-	-
Dundee Township, Precinct 1	-	-	-	-	-
Dundee Township, Precinct 2	-	-	-	-	-
Dundee Township, Precinct 3	-	-	-	-	-
Erie Township, Precinct 1	-	-	-	-	-
Erie Township, Precinct 2	-	-	-	-	-
Exeter Township, Precinct 1	-	-	-	-	-
Exeter Township, Precinct 2	-	-	-	-	-
Frenchtown Township, Precinct 1	-	-	-	-	-
Frenchtown Township, Precinct 2	-	-	-	-	-
Frenchtown Township, Precinct 3	-	-	-	-	-
Frenchtown Township, Precinct 4	-	-	-	-	-
Frenchtown Township, Precinct 5	-	-	-	-	-
Frenchtown Township, Precinct 6	-	-	-	-	-
Frenchtown Township, Precinct 7	-	-	-	-	-
Frenchtown Township, Precinct 8	-	-	-	-	-
Frenchtown Township, Precinct 9	-	-	-	-	-
Ida Township, Precinct 1	-	-	-	-	-
Ida Township, Precinct 2	-	-	-	-	-
LaSalle Township, Precinct 1	-	-	-	-	-
LaSalle Township, Precinct 2	-	-	-	-	-
London Township, Precinct 1	-	-	-	-	-
Milan Township, Precinct 1	-	-	-	-	-
Monroe Charter Township, Precinct 1	-	-	-	-	-
Monroe Charter Township, Precinct 2	-	-	-	-	-
Monroe Charter Township, Precinct 3	-	-	-	-	-
Monroe Charter Township, Precinct 4	-	-	-	-	-
Monroe Charter Township, Precinct 5	-	-	-	-	-
Monroe Charter Township, Precinct 6	-	-	-	-	-

Statement of Votes Cast
Monroe County
August 2010
SOVC For Jurisdiction Wide, All Counters, All Races
Official results

	Summerfield 1						
	Reg. Voters	Vote For	Total Votes	Walter F. Purk, Jr. (REP)		Write-In Votes	
Raisinville Township, Precinct 1	-	-	-	-	-	-	-
Raisinville Township, Precinct 2	-	-	-	-	-	-	-
Summerfield Township, Precinct 1	2571	9	148	147	99.32%	1	0.68%
Whiteford Township, Precinct 1	-	-	-	-	-	-	-
Whiteford Township, Precinct 2	-	-	-	-	-	-	-
Total	2571	9	148	147	99.32%	1	0.68%

Statement of Votes Cast
Monroe County
August 2010
SOVC For Jurisdiction Wide, All Counters, All Races
Official results

	Whiteford 1					
	Reg. Voters	Vote For	Total Votes	Carol Ruhl (REP)	Walter H. Ruhl (REP)	Glenn O. Webster (REP)
Jurisdiction Wide						
City of Luna Pier, Precinct 1	-	-	-	-	-	-
City of Milan, Precinct 1	-	-	-	-	-	-
City of Monroe, Precinct 1	-	-	-	-	-	-
City of Monroe, Precinct 2	-	-	-	-	-	-
City of Monroe, Precinct 3N	-	-	-	-	-	-
City of Monroe, Precinct 3S	-	-	-	-	-	-
City of Monroe, Precinct 4	-	-	-	-	-	-
City of Monroe, Precinct 5	-	-	-	-	-	-
City of Monroe, Precinct 6	-	-	-	-	-	-
City of Petersburg, Precinct 1	-	-	-	-	-	-
Ash Township, Precinct 1	-	-	-	-	-	-
Ash Township, Precinct 2	-	-	-	-	-	-
Ash Township, Precinct 3	-	-	-	-	-	-
Bedford Township, Precinct 1	-	-	-	-	-	-
Bedford Township, Precinct 2	-	-	-	-	-	-
Bedford Township, Precinct 3	-	-	-	-	-	-
Bedford Township, Precinct 4	-	-	-	-	-	-
Bedford Township, Precinct 5	-	-	-	-	-	-
Bedford Township, Precinct 6	-	-	-	-	-	-
Bedford Township, Precinct 7	-	-	-	-	-	-
Bedford Township, Precinct 8	-	-	-	-	-	-
Bedford Township, Precinct 9	-	-	-	-	-	-
Bedford Township, Precinct 10	-	-	-	-	-	-
Bedford Township, Precinct 11	-	-	-	-	-	-
Bedford Township, Precinct 12	-	-	-	-	-	-
Bedford Township, Precinct 13	-	-	-	-	-	-
Bedford Township, Precinct 14	-	-	-	-	-	-
Berlin Township, Precinct 1	-	-	-	-	-	-
Berlin Township, Precinct 2	-	-	-	-	-	-
Berlin Township, Precinct 3	-	-	-	-	-	-
Berlin Township, Precinct 4	-	-	-	-	-	-
Dundee Township, Precinct 1	-	-	-	-	-	-
Dundee Township, Precinct 2	-	-	-	-	-	-
Dundee Township, Precinct 3	-	-	-	-	-	-
Erie Township, Precinct 1	-	-	-	-	-	-
Erie Township, Precinct 2	-	-	-	-	-	-
Exeter Township, Precinct 1	-	-	-	-	-	-
Exeter Township, Precinct 2	-	-	-	-	-	-
Frenchtown Township, Precinct 1	-	-	-	-	-	-
Frenchtown Township, Precinct 2	-	-	-	-	-	-
Frenchtown Township, Precinct 3	-	-	-	-	-	-
Frenchtown Township, Precinct 4	-	-	-	-	-	-
Frenchtown Township, Precinct 5	-	-	-	-	-	-
Frenchtown Township, Precinct 6	-	-	-	-	-	-
Frenchtown Township, Precinct 7	-	-	-	-	-	-
Frenchtown Township, Precinct 8	-	-	-	-	-	-
Frenchtown Township, Precinct 9	-	-	-	-	-	-
Ida Township, Precinct 1	-	-	-	-	-	-
Ida Township, Precinct 2	-	-	-	-	-	-
LaSalle Township, Precinct 1	-	-	-	-	-	-
LaSalle Township, Precinct 2	-	-	-	-	-	-
London Township, Precinct 1	-	-	-	-	-	-
Milan Township, Precinct 1	-	-	-	-	-	-
Monroe Charter Township, Precinct 1	-	-	-	-	-	-
Monroe Charter Township, Precinct 2	-	-	-	-	-	-
Monroe Charter Township, Precinct 3	-	-	-	-	-	-
Monroe Charter Township, Precinct 4	-	-	-	-	-	-
Monroe Charter Township, Precinct 5	-	-	-	-	-	-
Monroe Charter Township, Precinct 6	-	-	-	-	-	-

Statement of Votes Cast
Monroe County
August 2010
SOVC For Jurisdiction Wide, All Counters, All Races
Official results

	Whiteford 1								
	Reg. Voters	Vote For	Total Votes	Carol Ruhl (REP)		Walter H. Ruhl (REP)		Glenn O. Webster (REP)	
Raisinville Township, Precinct 1	-	-	-	-	-	-	-	-	-
Raisinville Township, Precinct 2	-	-	-	-	-	-	-	-	-
Summerfield Township, Precinct 1	-	-	-	-	-	-	-	-	-
Whiteford Township, Precinct 1	1903	6	224	67	29.91%	83	37.05%	74	33.04%
Whiteford Township, Precinct 2	-	-	-	-	-	-	-	-	-
Total	1903	6	224	67	29.91%	83	37.05%	74	33.04%

Statement of Votes Cast
Monroe County
August 2010
SOVC For Jurisdiction Wide, All Counters, All Races
Official results

	Whiteford 1	Whiteford 2				
	Write-In Votes	Reg. Voters	Vote For	Total Votes	Susan Garverick (REP)	Write-In Votes
Jurisdiction Wide						
City of Luna Pier, Precinct 1	-	-	-	-	-	-
City of Milan, Precinct 1	-	-	-	-	-	-
City of Monroe, Precinct 1	-	-	-	-	-	-
City of Monroe, Precinct 2	-	-	-	-	-	-
City of Monroe, Precinct 3N	-	-	-	-	-	-
City of Monroe, Precinct 3S	-	-	-	-	-	-
City of Monroe, Precinct 4	-	-	-	-	-	-
City of Monroe, Precinct 5	-	-	-	-	-	-
City of Monroe, Precinct 6	-	-	-	-	-	-
City of Petersburg, Precinct 1	-	-	-	-	-	-
Ash Township, Precinct 1	-	-	-	-	-	-
Ash Township, Precinct 2	-	-	-	-	-	-
Ash Township, Precinct 3	-	-	-	-	-	-
Bedford Township, Precinct 1	-	-	-	-	-	-
Bedford Township, Precinct 2	-	-	-	-	-	-
Bedford Township, Precinct 3	-	-	-	-	-	-
Bedford Township, Precinct 4	-	-	-	-	-	-
Bedford Township, Precinct 5	-	-	-	-	-	-
Bedford Township, Precinct 6	-	-	-	-	-	-
Bedford Township, Precinct 7	-	-	-	-	-	-
Bedford Township, Precinct 8	-	-	-	-	-	-
Bedford Township, Precinct 9	-	-	-	-	-	-
Bedford Township, Precinct 10	-	-	-	-	-	-
Bedford Township, Precinct 11	-	-	-	-	-	-
Bedford Township, Precinct 12	-	-	-	-	-	-
Bedford Township, Precinct 13	-	-	-	-	-	-
Bedford Township, Precinct 14	-	-	-	-	-	-
Berlin Township, Precinct 1	-	-	-	-	-	-
Berlin Township, Precinct 2	-	-	-	-	-	-
Berlin Township, Precinct 3	-	-	-	-	-	-
Berlin Township, Precinct 4	-	-	-	-	-	-
Dundee Township, Precinct 1	-	-	-	-	-	-
Dundee Township, Precinct 2	-	-	-	-	-	-
Dundee Township, Precinct 3	-	-	-	-	-	-
Erie Township, Precinct 1	-	-	-	-	-	-
Erie Township, Precinct 2	-	-	-	-	-	-
Exeter Township, Precinct 1	-	-	-	-	-	-
Exeter Township, Precinct 2	-	-	-	-	-	-
Frenchtown Township, Precinct 1	-	-	-	-	-	-
Frenchtown Township, Precinct 2	-	-	-	-	-	-
Frenchtown Township, Precinct 3	-	-	-	-	-	-
Frenchtown Township, Precinct 4	-	-	-	-	-	-
Frenchtown Township, Precinct 5	-	-	-	-	-	-
Frenchtown Township, Precinct 6	-	-	-	-	-	-
Frenchtown Township, Precinct 7	-	-	-	-	-	-
Frenchtown Township, Precinct 8	-	-	-	-	-	-
Frenchtown Township, Precinct 9	-	-	-	-	-	-
Ida Township, Precinct 1	-	-	-	-	-	-
Ida Township, Precinct 2	-	-	-	-	-	-
LaSalle Township, Precinct 1	-	-	-	-	-	-
LaSalle Township, Precinct 2	-	-	-	-	-	-
London Township, Precinct 1	-	-	-	-	-	-
Milan Township, Precinct 1	-	-	-	-	-	-
Monroe Charter Township, Precinct 1	-	-	-	-	-	-
Monroe Charter Township, Precinct 2	-	-	-	-	-	-
Monroe Charter Township, Precinct 3	-	-	-	-	-	-
Monroe Charter Township, Precinct 4	-	-	-	-	-	-
Monroe Charter Township, Precinct 5	-	-	-	-	-	-
Monroe Charter Township, Precinct 6	-	-	-	-	-	-

Statement of Votes Cast
Monroe County
August 2010
SOVC For Jurisdiction Wide, All Counters, All Races
Official results

	Whiteford 1		Whiteford 2						
	Write-In Votes		Reg. Voters	Vote For	Total Votes	Susan Garverick (REP)		Write-In Votes	
Raisinville Township, Precinct 1	-	-	-	-	-	-	-	-	-
Raisinville Township, Precinct 2	-	-	-	-	-	-	-	-	-
Summerfield Township, Precinct 1	-	-	-	-	-	-	-	-	-
Whiteford Township, Precinct 1	0	0.00%	-	-	-	-	-	-	-
Whiteford Township, Precinct 2	-	-	1529	6	112	111	99.11%	1	0.89%
Total	0	0.00%	1529	6	112	111	99.11%	1	0.89%

Statement of Votes Cast
Monroe County
August 2010
SOVC For Jurisdiction Wide, All Counters, All Races
Official results

	Governor				
	Reg. Voters	Vote For	Total Votes	Virg Bernero (DEM)	Andy Dillon (DEM)
Jurisdiction Wide					
City of Luna Pier, Precinct 1	1171	1	60	25 41.67%	35 58.33%
City of Milan, Precinct 1	1395	1	67	50 74.63%	17 25.37%
City of Monroe, Precinct 1	2498	1	155	98 63.23%	57 36.77%
City of Monroe, Precinct 2	2328	1	120	63 52.50%	57 47.50%
City of Monroe, Precinct 3N	1178	1	51	32 62.75%	19 37.25%
City of Monroe, Precinct 3S	1382	1	69	40 57.97%	29 42.03%
City of Monroe, Precinct 4	2656	1	203	139 68.47%	62 30.54%
City of Monroe, Precinct 5	2814	1	332	148 44.58%	182 54.82%
City of Monroe, Precinct 6	2378	1	190	111 58.42%	77 40.53%
City of Petersburg, Precinct 1	783	1	47	25 53.19%	22 46.81%
Ash Township, Precinct 1	2163	1	95	48 50.53%	46 48.42%
Ash Township, Precinct 2	2003	1	89	52 58.43%	35 39.33%
Ash Township, Precinct 3	1802	1	95	58 61.05%	37 38.95%
Bedford Township, Precinct 1	1045	1	62	26 41.94%	36 58.06%
Bedford Township, Precinct 2	1741	1	108	49 45.37%	59 54.63%
Bedford Township, Precinct 3	1527	1	94	41 43.62%	53 56.38%
Bedford Township, Precinct 4	2051	1	124	60 48.39%	64 51.61%
Bedford Township, Precinct 5	1755	1	111	51 45.95%	60 54.05%
Bedford Township, Precinct 6	2042	1	136	79 58.09%	57 41.91%
Bedford Township, Precinct 7	1692	1	115	56 48.70%	58 50.43%
Bedford Township, Precinct 8	1720	1	107	57 53.27%	50 46.73%
Bedford Township, Precinct 9	1099	1	70	35 50.00%	35 50.00%
Bedford Township, Precinct 10	1215	1	80	43 53.75%	37 46.25%
Bedford Township, Precinct 11	2091	1	140	60 42.86%	78 55.71%
Bedford Township, Precinct 12	1368	1	82	43 52.44%	38 46.34%
Bedford Township, Precinct 13	1624	1	103	43 41.75%	60 58.25%
Bedford Township, Precinct 14	1714	1	82	36 43.90%	46 56.10%
Berlin Township, Precinct 1	1535	1	80	44 55.00%	36 45.00%
Berlin Township, Precinct 2	2440	1	141	80 56.74%	61 43.26%
Berlin Township, Precinct 3	1203	1	102	58 56.86%	44 43.14%
Berlin Township, Precinct 4	1747	1	134	75 55.97%	58 43.28%
Dundee Township, Precinct 1	1785	1	60	37 61.67%	23 38.33%
Dundee Township, Precinct 2	2040	1	74	44 59.46%	30 40.54%
Dundee Township, Precinct 3	1261	1	59	39 66.10%	20 33.90%
Erie Township, Precinct 1	1730	1	97	49 50.52%	48 49.48%
Erie Township, Precinct 2	1513	1	76	32 42.11%	44 57.89%
Exeter Township, Precinct 1	1398	1	91	50 54.95%	41 45.05%
Exeter Township, Precinct 2	1521	1	111	66 59.46%	45 40.54%
Frenchtown Township, Precinct 1	652	1	45	25 55.56%	20 44.44%
Frenchtown Township, Precinct 2	1247	1	123	66 53.66%	57 46.34%
Frenchtown Township, Precinct 3	1269	1	121	67 55.37%	54 44.63%
Frenchtown Township, Precinct 4	2001	1	114	46 40.35%	68 59.65%
Frenchtown Township, Precinct 5	2490	1	88	34 38.64%	54 61.36%
Frenchtown Township, Precinct 6	1979	1	163	73 44.79%	90 55.21%
Frenchtown Township, Precinct 7	2394	1	193	104 53.89%	89 46.11%
Frenchtown Township, Precinct 8	1565	1	115	61 53.04%	54 46.96%
Frenchtown Township, Precinct 9	1431	1	98	51 52.04%	47 47.96%
Ida Township, Precinct 1	1980	1	60	38 63.33%	22 36.67%
Ida Township, Precinct 2	1844	1	77	52 67.53%	24 31.17%
LaSalle Township, Precinct 1	1682	1	106	62 58.49%	44 41.51%
LaSalle Township, Precinct 2	2045	1	130	71 54.62%	59 45.38%
London Township, Precinct 1	2263	1	129	84 65.12%	44 34.11%
Milan Township, Precinct 1	1364	1	86	53 61.63%	33 38.37%
Monroe Charter Township, Precinct 1	1319	1	71	40 56.34%	31 43.66%
Monroe Charter Township, Precinct 2	1500	1	53	20 37.74%	33 62.26%
Monroe Charter Township, Precinct 3	1033	1	75	43 57.33%	32 42.67%
Monroe Charter Township, Precinct 4	2277	1	124	60 48.39%	63 50.81%
Monroe Charter Township, Precinct 5	2231	1	137	74 54.01%	62 45.26%
Monroe Charter Township, Precinct 6	1699	1	95	48 50.53%	47 49.47%

Statement of Votes Cast
Monroe County
August 2010
SOVC For Jurisdiction Wide, All Counters, All Races
Official results

	Governor						
	Reg. Voters	Vote For	Total Votes	Virg Bernero (DEM)		Andy Dillon (DEM)	
Raisinville Township, Precinct 1	2078	1	114	67	58.77%	47	41.23%
Raisinville Township, Precinct 2	2356	1	140	85	60.71%	53	37.86%
Summerfield Township, Precinct 1	2571	1	104	54	51.92%	50	48.08%
Whiteford Township, Precinct 1	1903	1	77	44	57.14%	33	42.86%
Whiteford Township, Precinct 2	1529	1	38	15	39.47%	23	60.53%
Total	112110	64	6688	3579	53.51%	3089	46.19%

Statement of Votes Cast
Monroe County
August 2010
SOVC For Jurisdiction Wide, All Counters, All Races
Official results

	Governor		Rep in Congress						
	Write-In Votes		Reg. Voters	Vote For	Total Votes	John D. Dingell (DEM)		Write-In Votes	
Jurisdiction Wide									
City of Luna Pier, Precinct 1	0	0.00%	1171	1	59	59	100.00%	0	0.00%
City of Milan, Precinct 1	0	0.00%	1395	1	61	60	98.36%	1	1.64%
City of Monroe, Precinct 1	0	0.00%	2498	1	138	135	97.83%	3	2.17%
City of Monroe, Precinct 2	0	0.00%	2328	1	114	114	100.00%	0	0.00%
City of Monroe, Precinct 3N	0	0.00%	1178	1	51	50	98.04%	1	1.96%
City of Monroe, Precinct 3S	0	0.00%	1382	1	64	64	100.00%	0	0.00%
City of Monroe, Precinct 4	2	0.99%	2656	1	191	191	100.00%	0	0.00%
City of Monroe, Precinct 5	2	0.60%	2814	1	326	326	100.00%	0	0.00%
City of Monroe, Precinct 6	2	1.05%	2378	1	173	171	98.84%	2	1.16%
City of Petersburg, Precinct 1	0	0.00%	783	1	45	45	100.00%	0	0.00%
Ash Township, Precinct 1	1	1.05%	2163	1	91	89	97.80%	2	2.20%
Ash Township, Precinct 2	2	2.25%	2003	1	83	81	97.59%	2	2.41%
Ash Township, Precinct 3	0	0.00%	1802	1	87	86	98.85%	1	1.15%
Bedford Township, Precinct 1	0	0.00%	1045	1	56	56	100.00%	0	0.00%
Bedford Township, Precinct 2	0	0.00%	1741	1	109	109	100.00%	0	0.00%
Bedford Township, Precinct 3	0	0.00%	1527	1	81	80	98.77%	1	1.23%
Bedford Township, Precinct 4	0	0.00%	2051	1	113	110	97.35%	3	2.65%
Bedford Township, Precinct 5	0	0.00%	1755	1	109	109	100.00%	0	0.00%
Bedford Township, Precinct 6	0	0.00%	2042	1	137	136	99.27%	1	0.73%
Bedford Township, Precinct 7	1	0.87%	1692	1	112	111	99.11%	1	0.89%
Bedford Township, Precinct 8	0	0.00%	1720	1	99	99	100.00%	0	0.00%
Bedford Township, Precinct 9	0	0.00%	1099	1	72	72	100.00%	0	0.00%
Bedford Township, Precinct 10	0	0.00%	1215	1	69	69	100.00%	0	0.00%
Bedford Township, Precinct 11	2	1.43%	2091	1	137	135	98.54%	2	1.46%
Bedford Township, Precinct 12	1	1.22%	1368	1	80	78	97.50%	2	2.50%
Bedford Township, Precinct 13	0	0.00%	1624	1	102	102	100.00%	0	0.00%
Bedford Township, Precinct 14	0	0.00%	1714	1	78	78	100.00%	0	0.00%
Berlin Township, Precinct 1	0	0.00%	1535	1	76	75	98.68%	1	1.32%
Berlin Township, Precinct 2	0	0.00%	2440	1	125	123	98.40%	2	1.60%
Berlin Township, Precinct 3	0	0.00%	1203	1	90	89	98.89%	1	1.11%
Berlin Township, Precinct 4	1	0.75%	1747	1	120	118	98.33%	2	1.67%
Dundee Township, Precinct 1	0	0.00%	1785	1	58	58	100.00%	0	0.00%
Dundee Township, Precinct 2	0	0.00%	2040	1	68	68	100.00%	0	0.00%
Dundee Township, Precinct 3	0	0.00%	1261	1	54	54	100.00%	0	0.00%
Erie Township, Precinct 1	0	0.00%	1730	1	92	91	98.91%	1	1.09%
Erie Township, Precinct 2	0	0.00%	1513	1	70	70	100.00%	0	0.00%
Exeter Township, Precinct 1	0	0.00%	1398	1	86	85	98.84%	1	1.16%
Exeter Township, Precinct 2	0	0.00%	1521	1	101	101	100.00%	0	0.00%
Frenchtown Township, Precinct 1	0	0.00%	652	1	42	42	100.00%	0	0.00%
Frenchtown Township, Precinct 2	0	0.00%	1247	1	113	113	100.00%	0	0.00%
Frenchtown Township, Precinct 3	0	0.00%	1269	1	123	123	100.00%	0	0.00%
Frenchtown Township, Precinct 4	0	0.00%	2001	1	119	116	97.48%	3	2.52%
Frenchtown Township, Precinct 5	0	0.00%	2490	1	87	86	98.85%	1	1.15%
Frenchtown Township, Precinct 6	0	0.00%	1979	1	155	154	99.35%	1	0.65%
Frenchtown Township, Precinct 7	0	0.00%	2394	1	172	170	98.84%	2	1.16%
Frenchtown Township, Precinct 8	0	0.00%	1565	1	106	106	100.00%	0	0.00%
Frenchtown Township, Precinct 9	0	0.00%	1431	1	95	95	100.00%	0	0.00%
Ida Township, Precinct 1	0	0.00%	1980	1	58	58	100.00%	0	0.00%
Ida Township, Precinct 2	1	1.30%	1844	1	74	73	98.65%	1	1.35%
LaSalle Township, Precinct 1	0	0.00%	1682	1	95	95	100.00%	0	0.00%
LaSalle Township, Precinct 2	0	0.00%	2045	1	116	115	99.14%	1	0.86%
London Township, Precinct 1	1	0.78%	2263	1	120	119	99.17%	1	0.83%
Milan Township, Precinct 1	0	0.00%	1364	1	80	80	100.00%	0	0.00%
Monroe Charter Township, Precinct 1	0	0.00%	1319	1	68	67	98.53%	1	1.47%
Monroe Charter Township, Precinct 2	0	0.00%	1500	1	51	51	100.00%	0	0.00%
Monroe Charter Township, Precinct 3	0	0.00%	1033	1	67	67	100.00%	0	0.00%
Monroe Charter Township, Precinct 4	1	0.81%	2277	1	122	121	99.18%	1	0.82%
Monroe Charter Township, Precinct 5	1	0.73%	2231	1	132	132	100.00%	0	0.00%
Monroe Charter Township, Precinct 6	0	0.00%	1699	1	89	88	98.88%	1	1.12%

Statement of Votes Cast
Monroe County
August 2010
SOVC For Jurisdiction Wide, All Counters, All Races
Official results

	Governor		Rep in Congress						
	Write-In Votes		Reg. Voters	Vote For	Total Votes	John D. Dingell (DEM)		Write-In Votes	
Raisinville Township, Precinct 1	0	0.00%	2078	1	107	106	99.07%	1	0.93%
Raisinville Township, Precinct 2	2	1.43%	2356	1	128	126	98.44%	2	1.56%
Summerfield Township, Precinct 1	0	0.00%	2571	1	91	91	100.00%	0	0.00%
Whiteford Township, Precinct 1	0	0.00%	1903	1	73	73	100.00%	0	0.00%
Whiteford Township, Precinct 2	0	0.00%	1529	1	35	34	97.14%	1	2.86%
Total	20	0.30%	112110	64	6295	6248	99.25%	47	0.75%

Statement of Votes Cast
Monroe County
August 2010
SOVC For Jurisdiction Wide, All Counters, All Races
Official results

	State Senator						
	Reg. Voters	Vote For	Total Votes	Paul Hengy (DEM)		John Spencer (DEM)	
Jurisdiction Wide							
City of Luna Pier, Precinct 1	1171	1	49	10	20.41%	39	79.59%
City of Milan, Precinct 1	1395	1	56	13	23.21%	43	76.79%
City of Monroe, Precinct 1	2498	1	134	34	25.37%	99	73.88%
City of Monroe, Precinct 2	2328	1	98	18	18.37%	80	81.63%
City of Monroe, Precinct 3N	1178	1	49	16	32.65%	32	65.31%
City of Monroe, Precinct 3S	1382	1	65	12	18.46%	51	78.46%
City of Monroe, Precinct 4	2656	1	164	59	35.98%	102	62.20%
City of Monroe, Precinct 5	2814	1	227	75	33.04%	151	66.52%
City of Monroe, Precinct 6	2378	1	148	47	31.76%	100	67.57%
City of Petersburg, Precinct 1	783	1	41	10	24.39%	31	75.61%
Ash Township, Precinct 1	2163	1	77	16	20.78%	59	76.62%
Ash Township, Precinct 2	2003	1	75	14	18.67%	60	80.00%
Ash Township, Precinct 3	1802	1	77	15	19.48%	62	80.52%
Bedford Township, Precinct 1	1045	1	51	16	31.37%	35	68.63%
Bedford Township, Precinct 2	1741	1	83	25	30.12%	58	69.88%
Bedford Township, Precinct 3	1527	1	76	14	18.42%	62	81.58%
Bedford Township, Precinct 4	2051	1	96	28	29.17%	68	70.83%
Bedford Township, Precinct 5	1755	1	97	26	26.80%	71	73.20%
Bedford Township, Precinct 6	2042	1	112	34	30.36%	78	69.64%
Bedford Township, Precinct 7	1692	1	89	23	25.84%	66	74.16%
Bedford Township, Precinct 8	1720	1	86	24	27.91%	61	70.93%
Bedford Township, Precinct 9	1099	1	52	13	25.00%	39	75.00%
Bedford Township, Precinct 10	1215	1	61	22	36.07%	39	63.93%
Bedford Township, Precinct 11	2091	1	109	28	25.69%	79	72.48%
Bedford Township, Precinct 12	1368	1	68	22	32.35%	43	63.24%
Bedford Township, Precinct 13	1624	1	89	20	22.47%	69	77.53%
Bedford Township, Precinct 14	1714	1	75	14	18.67%	61	81.33%
Berlin Township, Precinct 1	1535	1	67	15	22.39%	52	77.61%
Berlin Township, Precinct 2	2440	1	121	25	20.66%	95	78.51%
Berlin Township, Precinct 3	1203	1	74	21	28.38%	52	70.27%
Berlin Township, Precinct 4	1747	1	106	19	17.92%	84	79.25%
Dundee Township, Precinct 1	1785	1	50	15	30.00%	35	70.00%
Dundee Township, Precinct 2	2040	1	60	13	21.67%	47	78.33%
Dundee Township, Precinct 3	1261	1	48	16	33.33%	32	66.67%
Erie Township, Precinct 1	1730	1	81	29	35.80%	52	64.20%
Erie Township, Precinct 2	1513	1	53	16	30.19%	37	69.81%
Exeter Township, Precinct 1	1398	1	67	9	13.43%	58	86.57%
Exeter Township, Precinct 2	1521	1	90	27	30.00%	63	70.00%
Frenchtown Township, Precinct 1	652	1	39	11	28.21%	28	71.79%
Frenchtown Township, Precinct 2	1247	1	101	21	20.79%	80	79.21%
Frenchtown Township, Precinct 3	1269	1	96	28	29.17%	68	70.83%
Frenchtown Township, Precinct 4	2001	1	94	17	18.09%	77	81.91%
Frenchtown Township, Precinct 5	2490	1	76	11	14.47%	65	85.53%
Frenchtown Township, Precinct 6	1979	1	135	29	21.48%	105	77.78%
Frenchtown Township, Precinct 7	2394	1	159	35	22.01%	124	77.99%
Frenchtown Township, Precinct 8	1565	1	91	22	24.18%	69	75.82%
Frenchtown Township, Precinct 9	1431	1	82	25	30.49%	57	69.51%
Ida Township, Precinct 1	1980	1	51	14	27.45%	37	72.55%
Ida Township, Precinct 2	1844	1	57	12	21.05%	44	77.19%
LaSalle Township, Precinct 1	1682	1	79	16	20.25%	63	79.75%
LaSalle Township, Precinct 2	2045	1	110	25	22.73%	84	76.36%
London Township, Precinct 1	2263	1	107	23	21.50%	84	78.50%
Milan Township, Precinct 1	1364	1	70	10	14.29%	60	85.71%
Monroe Charter Township, Precinct 1	1319	1	55	17	30.91%	37	67.27%
Monroe Charter Township, Precinct 2	1500	1	48	9	18.75%	39	81.25%
Monroe Charter Township, Precinct 3	1033	1	67	22	32.84%	45	67.16%
Monroe Charter Township, Precinct 4	2277	1	114	33	28.95%	80	70.18%
Monroe Charter Township, Precinct 5	2231	1	112	28	25.00%	84	75.00%
Monroe Charter Township, Precinct 6	1699	1	78	24	30.77%	53	67.95%

Statement of Votes Cast
Monroe County
August 2010
SOVC For Jurisdiction Wide, All Counters, All Races
Official results

	State Senator						
	Reg. Voters	Vote For	Total Votes	Paul Hengy (DEM)		John Spencer (DEM)	
Raisinville Township, Precinct 1	2078	1	90	28	31.11%	62	68.89%
Raisinville Township, Precinct 2	2356	1	115	30	26.09%	83	72.17%
Summerfield Township, Precinct 1	2571	1	88	15	17.05%	73	82.95%
Whiteford Township, Precinct 1	1903	1	65	16	24.62%	49	75.38%
Whiteford Township, Precinct 2	1529	1	30	9	30.00%	20	66.67%
Total	112110	64	5430	1383	25.47%	4015	73.94%

Statement of Votes Cast
Monroe County
August 2010
SOVC For Jurisdiction Wide, All Counters, All Races
Official results

	State Senator		State Rep 55th						
	Write-In Votes		Reg. Voters	Vote For	Total Votes	Mike Smith (DEM)		Write-In Votes	
Jurisdiction Wide									
City of Luna Pier, Precinct 1	0	0.00%	-	-	-	-	-	-	-
City of Milan, Precinct 1	0	0.00%	1395	1	55	55	100.00%	0	0.00%
City of Monroe, Precinct 1	1	0.75%	-	-	-	-	-	-	-
City of Monroe, Precinct 2	0	0.00%	-	-	-	-	-	-	-
City of Monroe, Precinct 3N	1	2.04%	-	-	-	-	-	-	-
City of Monroe, Precinct 3S	2	3.08%	-	-	-	-	-	-	-
City of Monroe, Precinct 4	3	1.83%	-	-	-	-	-	-	-
City of Monroe, Precinct 5	1	0.44%	-	-	-	-	-	-	-
City of Monroe, Precinct 6	1	0.68%	-	-	-	-	-	-	-
City of Petersburg, Precinct 1	0	0.00%	783	1	44	44	100.00%	0	0.00%
Ash Township, Precinct 1	2	2.60%	-	-	-	-	-	-	-
Ash Township, Precinct 2	1	1.33%	-	-	-	-	-	-	-
Ash Township, Precinct 3	0	0.00%	-	-	-	-	-	-	-
Bedford Township, Precinct 1	0	0.00%	1045	1	57	57	100.00%	0	0.00%
Bedford Township, Precinct 2	0	0.00%	1741	1	105	105	100.00%	0	0.00%
Bedford Township, Precinct 3	0	0.00%	1527	1	80	79	98.75%	1	1.25%
Bedford Township, Precinct 4	0	0.00%	2051	1	115	115	100.00%	0	0.00%
Bedford Township, Precinct 5	0	0.00%	1755	1	108	108	100.00%	0	0.00%
Bedford Township, Precinct 6	0	0.00%	2042	1	130	129	99.23%	1	0.77%
Bedford Township, Precinct 7	0	0.00%	1692	1	114	114	100.00%	0	0.00%
Bedford Township, Precinct 8	1	1.16%	1720	1	103	102	99.03%	1	0.97%
Bedford Township, Precinct 9	0	0.00%	1099	1	67	67	100.00%	0	0.00%
Bedford Township, Precinct 10	0	0.00%	1215	1	65	65	100.00%	0	0.00%
Bedford Township, Precinct 11	2	1.83%	2091	1	133	131	98.50%	2	1.50%
Bedford Township, Precinct 12	3	4.41%	1368	1	72	71	98.61%	1	1.39%
Bedford Township, Precinct 13	0	0.00%	1624	1	97	96	98.97%	1	1.03%
Bedford Township, Precinct 14	0	0.00%	1714	1	81	81	100.00%	0	0.00%
Berlin Township, Precinct 1	0	0.00%	-	-	-	-	-	-	-
Berlin Township, Precinct 2	1	0.83%	-	-	-	-	-	-	-
Berlin Township, Precinct 3	1	1.35%	-	-	-	-	-	-	-
Berlin Township, Precinct 4	3	2.83%	-	-	-	-	-	-	-
Dundee Township, Precinct 1	0	0.00%	1785	1	58	58	100.00%	0	0.00%
Dundee Township, Precinct 2	0	0.00%	2040	1	66	66	100.00%	0	0.00%
Dundee Township, Precinct 3	0	0.00%	1261	1	51	51	100.00%	0	0.00%
Erie Township, Precinct 1	0	0.00%	1730	1	87	87	100.00%	0	0.00%
Erie Township, Precinct 2	0	0.00%	1513	1	69	69	100.00%	0	0.00%
Exeter Township, Precinct 1	0	0.00%	-	-	-	-	-	-	-
Exeter Township, Precinct 2	0	0.00%	-	-	-	-	-	-	-
Frenchtown Township, Precinct 1	0	0.00%	-	-	-	-	-	-	-
Frenchtown Township, Precinct 2	0	0.00%	-	-	-	-	-	-	-
Frenchtown Township, Precinct 3	0	0.00%	-	-	-	-	-	-	-
Frenchtown Township, Precinct 4	0	0.00%	-	-	-	-	-	-	-
Frenchtown Township, Precinct 5	0	0.00%	-	-	-	-	-	-	-
Frenchtown Township, Precinct 6	1	0.74%	-	-	-	-	-	-	-
Frenchtown Township, Precinct 7	0	0.00%	-	-	-	-	-	-	-
Frenchtown Township, Precinct 8	0	0.00%	-	-	-	-	-	-	-
Frenchtown Township, Precinct 9	0	0.00%	-	-	-	-	-	-	-
Ida Township, Precinct 1	0	0.00%	-	-	-	-	-	-	-
Ida Township, Precinct 2	1	1.75%	-	-	-	-	-	-	-
LaSalle Township, Precinct 1	0	0.00%	-	-	-	-	-	-	-
LaSalle Township, Precinct 2	1	0.91%	-	-	-	-	-	-	-
London Township, Precinct 1	0	0.00%	-	-	-	-	-	-	-
Milan Township, Precinct 1	0	0.00%	1364	1	74	74	100.00%	0	0.00%
Monroe Charter Township, Precinct 1	1	1.82%	-	-	-	-	-	-	-
Monroe Charter Township, Precinct 2	0	0.00%	-	-	-	-	-	-	-
Monroe Charter Township, Precinct 3	0	0.00%	-	-	-	-	-	-	-
Monroe Charter Township, Precinct 4	1	0.88%	-	-	-	-	-	-	-
Monroe Charter Township, Precinct 5	0	0.00%	-	-	-	-	-	-	-
Monroe Charter Township, Precinct 6	1	1.28%	-	-	-	-	-	-	-

Statement of Votes Cast
Monroe County
August 2010
SOVC For Jurisdiction Wide, All Counters, All Races
Official results

	State Senator		State Rep 55th						
	Write-In Votes		Reg. Voters	Vote For	Total Votes	Mike Smith (DEM)		Write-In Votes	
Raisinville Township, Precinct 1	0	0.00%	-	-	-	-	-	-	-
Raisinville Township, Precinct 2	2	1.74%	-	-	-	-	-	-	-
Summerfield Township, Precinct 1	0	0.00%	2571	1	94	94	100.00%	0	0.00%
Whiteford Township, Precinct 1	0	0.00%	1903	1	78	78	100.00%	0	0.00%
Whiteford Township, Precinct 2	1	3.33%	1529	1	32	31	96.88%	1	3.13%
Total	32	0.59%	40558	25	2035	2027	99.61%	8	0.39%

Statement of Votes Cast
Monroe County
August 2010
SOVC For Jurisdiction Wide, All Counters, All Races
Official results

State Rep 56th

	Reg. Voters	Vote For	Total Votes	Kate Ebli (DEM)		Write-In Votes	
Jurisdiction Wide							
City of Luna Pier, Precinct 1	1171	1	56	56	100.00%	0	0.00%
City of Milan, Precinct 1	-	-	-	-	-	-	-
City of Monroe, Precinct 1	2498	1	148	144	97.30%	4	2.70%
City of Monroe, Precinct 2	2328	1	114	114	100.00%	0	0.00%
City of Monroe, Precinct 3N	1178	1	51	50	98.04%	1	1.96%
City of Monroe, Precinct 3S	1382	1	69	69	100.00%	0	0.00%
City of Monroe, Precinct 4	2656	1	192	192	100.00%	0	0.00%
City of Monroe, Precinct 5	2814	1	322	322	100.00%	0	0.00%
City of Monroe, Precinct 6	2378	1	176	173	98.30%	3	1.70%
City of Petersburg, Precinct 1	-	-	-	-	-	-	-
Ash Township, Precinct 1	2163	1	92	90	97.83%	2	2.17%
Ash Township, Precinct 2	2003	1	81	79	97.53%	2	2.47%
Ash Township, Precinct 3	1802	1	83	83	100.00%	0	0.00%
Bedford Township, Precinct 1	-	-	-	-	-	-	-
Bedford Township, Precinct 2	-	-	-	-	-	-	-
Bedford Township, Precinct 3	-	-	-	-	-	-	-
Bedford Township, Precinct 4	-	-	-	-	-	-	-
Bedford Township, Precinct 5	-	-	-	-	-	-	-
Bedford Township, Precinct 6	-	-	-	-	-	-	-
Bedford Township, Precinct 7	-	-	-	-	-	-	-
Bedford Township, Precinct 8	-	-	-	-	-	-	-
Bedford Township, Precinct 9	-	-	-	-	-	-	-
Bedford Township, Precinct 10	-	-	-	-	-	-	-
Bedford Township, Precinct 11	-	-	-	-	-	-	-
Bedford Township, Precinct 12	-	-	-	-	-	-	-
Bedford Township, Precinct 13	-	-	-	-	-	-	-
Bedford Township, Precinct 14	-	-	-	-	-	-	-
Berlin Township, Precinct 1	1535	1	75	75	100.00%	0	0.00%
Berlin Township, Precinct 2	2440	1	130	130	100.00%	0	0.00%
Berlin Township, Precinct 3	1203	1	93	93	100.00%	0	0.00%
Berlin Township, Precinct 4	1747	1	124	121	97.58%	3	2.42%
Dundee Township, Precinct 1	-	-	-	-	-	-	-
Dundee Township, Precinct 2	-	-	-	-	-	-	-
Dundee Township, Precinct 3	-	-	-	-	-	-	-
Erie Township, Precinct 1	-	-	-	-	-	-	-
Erie Township, Precinct 2	-	-	-	-	-	-	-
Exeter Township, Precinct 1	1398	1	87	86	98.85%	1	1.15%
Exeter Township, Precinct 2	1521	1	103	103	100.00%	0	0.00%
Frenchtown Township, Precinct 1	652	1	42	42	100.00%	0	0.00%
Frenchtown Township, Precinct 2	1247	1	114	113	99.12%	1	0.88%
Frenchtown Township, Precinct 3	1269	1	121	121	100.00%	0	0.00%
Frenchtown Township, Precinct 4	2001	1	122	122	100.00%	0	0.00%
Frenchtown Township, Precinct 5	2490	1	81	81	100.00%	0	0.00%
Frenchtown Township, Precinct 6	1979	1	156	156	100.00%	0	0.00%
Frenchtown Township, Precinct 7	2394	1	171	171	100.00%	0	0.00%
Frenchtown Township, Precinct 8	1565	1	105	105	100.00%	0	0.00%
Frenchtown Township, Precinct 9	1431	1	95	95	100.00%	0	0.00%
Ida Township, Precinct 1	1980	1	59	59	100.00%	0	0.00%
Ida Township, Precinct 2	1844	1	76	75	98.68%	1	1.32%
LaSalle Township, Precinct 1	1682	1	103	103	100.00%	0	0.00%
LaSalle Township, Precinct 2	2045	1	128	127	99.22%	1	0.78%
London Township, Precinct 1	2263	1	117	117	100.00%	0	0.00%
Milan Township, Precinct 1	-	-	-	-	-	-	-
Monroe Charter Township, Precinct 1	1319	1	73	73	100.00%	0	0.00%
Monroe Charter Township, Precinct 2	1500	1	52	52	100.00%	0	0.00%
Monroe Charter Township, Precinct 3	1033	1	76	76	100.00%	0	0.00%
Monroe Charter Township, Precinct 4	2277	1	122	121	99.18%	1	0.82%
Monroe Charter Township, Precinct 5	2231	1	128	128	100.00%	0	0.00%
Monroe Charter Township, Precinct 6	1699	1	90	89	98.89%	1	1.11%

Statement of Votes Cast
Monroe County
August 2010
SOVC For Jurisdiction Wide, All Counters, All Races
Official results

	State Rep 56th						
	Reg. Voters	Vote For	Total Votes	Kate Ebli (DEM)		Write-In Votes	
Raisinville Township, Precinct 1	2078	1	106	105	99.06%	1	0.94%
Raisinville Township, Precinct 2	2356	1	139	138	99.28%	1	0.72%
Summerfield Township, Precinct 1	-	-	-	-	-	-	-
Whiteford Township, Precinct 1	-	-	-	-	-	-	-
Whiteford Township, Precinct 2	-	-	-	-	-	-	-
Total	71552	39	4272	4249	99.46%	23	0.54%

Statement of Votes Cast
Monroe County
August 2010
SOVC For Jurisdiction Wide, All Counters, All Races
Official results

	County Road Commissioner						
	Reg. Voters	Vote For	Total Votes	Scott Davidson (DEM)		Samuel Roy Freimark (DEM)	
Jurisdiction Wide							
City of Luna Pier, Precinct 1	1171	1	42	16	38.10%	6	14.29%
City of Milan, Precinct 1	1395	1	55	11	20.00%	5	9.09%
City of Monroe, Precinct 1	2498	1	131	31	23.66%	13	9.92%
City of Monroe, Precinct 2	2328	1	104	32	30.77%	7	6.73%
City of Monroe, Precinct 3N	1178	1	45	12	26.67%	5	11.11%
City of Monroe, Precinct 3S	1382	1	59	27	45.76%	7	11.86%
City of Monroe, Precinct 4	2656	1	174	55	31.61%	20	11.49%
City of Monroe, Precinct 5	2814	1	250	90	36.00%	22	8.80%
City of Monroe, Precinct 6	2378	1	167	57	34.13%	18	10.78%
City of Petersburg, Precinct 1	783	1	27	3	11.11%	3	11.11%
Ash Township, Precinct 1	2163	1	65	19	29.23%	5	7.69%
Ash Township, Precinct 2	2003	1	75	15	20.00%	5	6.67%
Ash Township, Precinct 3	1802	1	71	14	19.72%	9	12.68%
Bedford Township, Precinct 1	1045	1	56	13	23.21%	0	0.00%
Bedford Township, Precinct 2	1741	1	93	17	18.28%	3	3.23%
Bedford Township, Precinct 3	1527	1	81	10	12.35%	1	1.23%
Bedford Township, Precinct 4	2051	1	106	18	16.98%	5	4.72%
Bedford Township, Precinct 5	1755	1	109	21	19.27%	7	6.42%
Bedford Township, Precinct 6	2042	1	122	22	18.03%	6	4.92%
Bedford Township, Precinct 7	1692	1	92	15	16.30%	3	3.26%
Bedford Township, Precinct 8	1720	1	76	22	28.95%	4	5.26%
Bedford Township, Precinct 9	1099	1	66	9	13.64%	5	7.58%
Bedford Township, Precinct 10	1215	1	70	8	11.43%	4	5.71%
Bedford Township, Precinct 11	2091	1	127	16	12.60%	4	3.15%
Bedford Township, Precinct 12	1368	1	76	13	17.11%	2	2.63%
Bedford Township, Precinct 13	1624	1	103	14	13.59%	3	2.91%
Bedford Township, Precinct 14	1714	1	81	19	23.46%	2	2.47%
Berlin Township, Precinct 1	1535	1	60	15	25.00%	7	11.67%
Berlin Township, Precinct 2	2440	1	112	32	28.57%	6	5.36%
Berlin Township, Precinct 3	1203	1	77	20	25.97%	4	5.19%
Berlin Township, Precinct 4	1747	1	113	24	21.24%	5	4.42%
Dundee Township, Precinct 1	1785	1	43	13	30.23%	5	11.63%
Dundee Township, Precinct 2	2040	1	57	5	8.77%	2	3.51%
Dundee Township, Precinct 3	1261	1	51	13	25.49%	3	5.88%
Erie Township, Precinct 1	1730	1	83	8	9.64%	4	4.82%
Erie Township, Precinct 2	1513	1	57	13	22.81%	3	5.26%
Exeter Township, Precinct 1	1398	1	76	23	30.26%	3	3.95%
Exeter Township, Precinct 2	1521	1	82	25	30.49%	9	10.98%
Frenchtown Township, Precinct 1	652	1	40	3	7.50%	6	15.00%
Frenchtown Township, Precinct 2	1247	1	106	26	24.53%	8	7.55%
Frenchtown Township, Precinct 3	1269	1	97	23	23.71%	5	5.15%
Frenchtown Township, Precinct 4	2001	1	91	25	27.47%	14	15.38%
Frenchtown Township, Precinct 5	2490	1	78	25	32.05%	6	7.69%
Frenchtown Township, Precinct 6	1979	1	156	47	30.13%	18	11.54%
Frenchtown Township, Precinct 7	2394	1	166	52	31.33%	16	9.64%
Frenchtown Township, Precinct 8	1565	1	93	27	29.03%	7	7.53%
Frenchtown Township, Precinct 9	1431	1	88	16	18.18%	9	10.23%
Ida Township, Precinct 1	1980	1	59	9	15.25%	4	6.78%
Ida Township, Precinct 2	1844	1	62	12	19.35%	3	4.84%
LaSalle Township, Precinct 1	1682	1	92	31	33.70%	23	25.00%
LaSalle Township, Precinct 2	2045	1	116	27	23.28%	18	15.52%
London Township, Precinct 1	2263	1	99	28	28.28%	3	3.03%
Milan Township, Precinct 1	1364	1	60	11	18.33%	3	5.00%
Monroe Charter Township, Precinct 1	1319	1	67	23	34.33%	11	16.42%
Monroe Charter Township, Precinct 2	1500	1	50	12	24.00%	6	12.00%
Monroe Charter Township, Precinct 3	1033	1	72	21	29.17%	2	2.78%
Monroe Charter Township, Precinct 4	2277	1	107	32	29.91%	7	6.54%
Monroe Charter Township, Precinct 5	2231	1	118	33	27.97%	10	8.47%
Monroe Charter Township, Precinct 6	1699	1	86	19	22.09%	9	10.47%

Statement of Votes Cast
Monroe County
August 2010
SOVC For Jurisdiction Wide, All Counters, All Races
Official results

	County Road Commissioner						
	Reg. Voters	Vote For	Total Votes	Scott Davidson (DEM)		Samuel Roy Freimark (DEM)	
Raisinville Township, Precinct 1	2078	1	93	17	18.28%	9	9.68%
Raisinville Township, Precinct 2	2356	1	129	34	26.36%	18	13.95%
Summerfield Township, Precinct 1	2571	1	90	18	20.00%	5	5.56%
Whiteford Township, Precinct 1	1903	1	64	7	10.94%	4	6.25%
Whiteford Township, Precinct 2	1529	1	28	6	21.43%	3	10.71%
Total	112110	64	5641	1374	24.36%	452	8.01%

Statement of Votes Cast
Monroe County
August 2010
SOVC For Jurisdiction Wide, All Counters, All Races
Official results

	County Road Commissioner					
	Stan Lewinski (DEM)		George B. Warnke, Jr (DEM)		Write-In Votes	
Jurisdiction Wide						
City of Luna Pier, Precinct 1	15	35.71%	5	11.90%	0	0.00%
City of Milan, Precinct 1	29	52.73%	10	18.18%	0	0.00%
City of Monroe, Precinct 1	62	47.33%	25	19.08%	0	0.00%
City of Monroe, Precinct 2	44	42.31%	20	19.23%	1	0.96%
City of Monroe, Precinct 3N	25	55.56%	3	6.67%	0	0.00%
City of Monroe, Precinct 3S	14	23.73%	10	16.95%	1	1.69%
City of Monroe, Precinct 4	70	40.23%	27	15.52%	2	1.15%
City of Monroe, Precinct 5	80	32.00%	58	23.20%	0	0.00%
City of Monroe, Precinct 6	72	43.11%	20	11.98%	0	0.00%
City of Petersburg, Precinct 1	15	55.56%	6	22.22%	0	0.00%
Ash Township, Precinct 1	32	49.23%	8	12.31%	1	1.54%
Ash Township, Precinct 2	39	52.00%	14	18.67%	2	2.67%
Ash Township, Precinct 3	30	42.25%	18	25.35%	0	0.00%
Bedford Township, Precinct 1	27	48.21%	16	28.57%	0	0.00%
Bedford Township, Precinct 2	36	38.71%	37	39.78%	0	0.00%
Bedford Township, Precinct 3	35	43.21%	35	43.21%	0	0.00%
Bedford Township, Precinct 4	64	60.38%	19	17.92%	0	0.00%
Bedford Township, Precinct 5	50	45.87%	31	28.44%	0	0.00%
Bedford Township, Precinct 6	55	45.08%	39	31.97%	0	0.00%
Bedford Township, Precinct 7	46	50.00%	27	29.35%	1	1.09%
Bedford Township, Precinct 8	29	38.16%	21	27.63%	0	0.00%
Bedford Township, Precinct 9	28	42.42%	24	36.36%	0	0.00%
Bedford Township, Precinct 10	33	47.14%	25	35.71%	0	0.00%
Bedford Township, Precinct 11	50	39.37%	57	44.88%	0	0.00%
Bedford Township, Precinct 12	35	46.05%	24	31.58%	2	2.63%
Bedford Township, Precinct 13	45	43.69%	41	39.81%	0	0.00%
Bedford Township, Precinct 14	41	50.62%	19	23.46%	0	0.00%
Berlin Township, Precinct 1	29	48.33%	9	15.00%	0	0.00%
Berlin Township, Precinct 2	52	46.43%	20	17.86%	2	1.79%
Berlin Township, Precinct 3	37	48.05%	16	20.78%	0	0.00%
Berlin Township, Precinct 4	57	50.44%	25	22.12%	2	1.77%
Dundee Township, Precinct 1	13	30.23%	12	27.91%	0	0.00%
Dundee Township, Precinct 2	33	57.89%	17	29.82%	0	0.00%
Dundee Township, Precinct 3	26	50.98%	9	17.65%	0	0.00%
Erie Township, Precinct 1	41	49.40%	30	36.14%	0	0.00%
Erie Township, Precinct 2	26	45.61%	15	26.32%	0	0.00%
Exeter Township, Precinct 1	37	48.68%	13	17.11%	0	0.00%
Exeter Township, Precinct 2	34	41.46%	14	17.07%	0	0.00%
Frenchtown Township, Precinct 1	23	57.50%	8	20.00%	0	0.00%
Frenchtown Township, Precinct 2	51	48.11%	21	19.81%	0	0.00%
Frenchtown Township, Precinct 3	52	53.61%	17	17.53%	0	0.00%
Frenchtown Township, Precinct 4	30	32.97%	22	24.18%	0	0.00%
Frenchtown Township, Precinct 5	36	46.15%	11	14.10%	0	0.00%
Frenchtown Township, Precinct 6	65	41.67%	25	16.03%	1	0.64%
Frenchtown Township, Precinct 7	69	41.57%	28	16.87%	1	0.60%
Frenchtown Township, Precinct 8	40	43.01%	19	20.43%	0	0.00%
Frenchtown Township, Precinct 9	47	53.41%	15	17.05%	1	1.14%
Ida Township, Precinct 1	27	45.76%	19	32.20%	0	0.00%
Ida Township, Precinct 2	32	51.61%	14	22.58%	1	1.61%
LaSalle Township, Precinct 1	25	27.17%	13	14.13%	0	0.00%
LaSalle Township, Precinct 2	54	46.55%	17	14.66%	0	0.00%
London Township, Precinct 1	38	38.38%	29	29.29%	1	1.01%
Milan Township, Precinct 1	37	61.67%	9	15.00%	0	0.00%
Monroe Charter Township, Precinct 1	27	40.30%	6	8.96%	0	0.00%
Monroe Charter Township, Precinct 2	23	46.00%	9	18.00%	0	0.00%
Monroe Charter Township, Precinct 3	31	43.06%	18	25.00%	0	0.00%
Monroe Charter Township, Precinct 4	54	50.47%	14	13.08%	0	0.00%
Monroe Charter Township, Precinct 5	52	44.07%	23	19.49%	0	0.00%
Monroe Charter Township, Precinct 6	43	50.00%	15	17.44%	0	0.00%

Statement of Votes Cast
Monroe County
August 2010
SOVC For Jurisdiction Wide, All Counters, All Races
Official results

	County Road Commissioner					
	Stan Lewinski (DEM)		George B. Warnke, Jr (DEM)		Write-In Votes	
Raisinville Township, Precinct 1	41	44.09%	26	27.96%	0	0.00%
Raisinville Township, Precinct 2	57	44.19%	18	13.95%	2	1.55%
Summerfield Township, Precinct 1	48	53.33%	19	21.11%	0	0.00%
Whiteford Township, Precinct 1	23	35.94%	30	46.88%	0	0.00%
Whiteford Township, Precinct 2	8	28.57%	11	39.29%	0	0.00%
Total	2519	44.66%	1275	22.60%	21	0.37%

Statement of Votes Cast
Monroe County
August 2010
SOVC For Jurisdiction Wide, All Counters, All Races
Official results

	County Commissioner #1				
	Reg. Voters	Vote For	Total Votes	Write-In Votes	
Jurisdiction Wide					
City of Luna Pier, Precinct 1	-	-	-	-	-
City of Milan, Precinct 1	1395	1	2	2	100.00%
City of Monroe, Precinct 1	-	-	-	-	-
City of Monroe, Precinct 2	-	-	-	-	-
City of Monroe, Precinct 3N	-	-	-	-	-
City of Monroe, Precinct 3S	-	-	-	-	-
City of Monroe, Precinct 4	-	-	-	-	-
City of Monroe, Precinct 5	-	-	-	-	-
City of Monroe, Precinct 6	-	-	-	-	-
City of Petersburg, Precinct 1	783	1	2	2	100.00%
Ash Township, Precinct 1	-	-	-	-	-
Ash Township, Precinct 2	-	-	-	-	-
Ash Township, Precinct 3	-	-	-	-	-
Bedford Township, Precinct 1	-	-	-	-	-
Bedford Township, Precinct 2	-	-	-	-	-
Bedford Township, Precinct 3	-	-	-	-	-
Bedford Township, Precinct 4	-	-	-	-	-
Bedford Township, Precinct 5	-	-	-	-	-
Bedford Township, Precinct 6	-	-	-	-	-
Bedford Township, Precinct 7	-	-	-	-	-
Bedford Township, Precinct 8	-	-	-	-	-
Bedford Township, Precinct 9	-	-	-	-	-
Bedford Township, Precinct 10	-	-	-	-	-
Bedford Township, Precinct 11	-	-	-	-	-
Bedford Township, Precinct 12	-	-	-	-	-
Bedford Township, Precinct 13	-	-	-	-	-
Bedford Township, Precinct 14	-	-	-	-	-
Berlin Township, Precinct 1	-	-	-	-	-
Berlin Township, Precinct 2	-	-	-	-	-
Berlin Township, Precinct 3	-	-	-	-	-
Berlin Township, Precinct 4	-	-	-	-	-
Dundee Township, Precinct 1	1785	1	6	6	100.00%
Dundee Township, Precinct 2	2040	1	1	1	100.00%
Dundee Township, Precinct 3	-	-	-	-	-
Erie Township, Precinct 1	-	-	-	-	-
Erie Township, Precinct 2	-	-	-	-	-
Exeter Township, Precinct 1	-	-	-	-	-
Exeter Township, Precinct 2	-	-	-	-	-
Frenchtown Township, Precinct 1	-	-	-	-	-
Frenchtown Township, Precinct 2	-	-	-	-	-
Frenchtown Township, Precinct 3	-	-	-	-	-
Frenchtown Township, Precinct 4	-	-	-	-	-
Frenchtown Township, Precinct 5	-	-	-	-	-
Frenchtown Township, Precinct 6	-	-	-	-	-
Frenchtown Township, Precinct 7	-	-	-	-	-
Frenchtown Township, Precinct 8	-	-	-	-	-
Frenchtown Township, Precinct 9	-	-	-	-	-
Ida Township, Precinct 1	-	-	-	-	-
Ida Township, Precinct 2	-	-	-	-	-
LaSalle Township, Precinct 1	-	-	-	-	-
LaSalle Township, Precinct 2	-	-	-	-	-
London Township, Precinct 1	-	-	-	-	-
Milan Township, Precinct 1	1364	1	2	2	100.00%
Monroe Charter Township, Precinct 1	-	-	-	-	-
Monroe Charter Township, Precinct 2	-	-	-	-	-
Monroe Charter Township, Precinct 3	-	-	-	-	-
Monroe Charter Township, Precinct 4	-	-	-	-	-
Monroe Charter Township, Precinct 5	-	-	-	-	-
Monroe Charter Township, Precinct 6	-	-	-	-	-

Statement of Votes Cast
Monroe County
August 2010
SOVC For Jurisdiction Wide, All Counters, All Races
Official results

	County Commissioner #1				
	Reg. Voters	Vote For	Total Votes	Write-In Votes	
Raisinville Township, Precinct 1	-	-	-	-	-
Raisinville Township, Precinct 2	-	-	-	-	-
Summerfield Township, Precinct 1	2571	1	5	5	100.00%
Whiteford Township, Precinct 1	1903	1	2	2	100.00%
Whiteford Township, Precinct 2	1529	1	1	1	100.00%
Total	13370	8	21	21	100.00%

Statement of Votes Cast
Monroe County
August 2010
SOVC For Jurisdiction Wide, All Counters, All Races
Official results

	County Commissioner #2								
	Reg. Voters	Vote For	Total Votes	Bronco McKart (DEM)		Ron Tuttle (DEM)		Write-In Votes	
Jurisdiction Wide									
City of Luna Pier, Precinct 1	-	-	-	-	-	-	-	-	-
City of Milan, Precinct 1	-	-	-	-	-	-	-	-	-
City of Monroe, Precinct 1	-	-	-	-	-	-	-	-	-
City of Monroe, Precinct 2	-	-	-	-	-	-	-	-	-
City of Monroe, Precinct 3N	-	-	-	-	-	-	-	-	-
City of Monroe, Precinct 3S	-	-	-	-	-	-	-	-	-
City of Monroe, Precinct 4	-	-	-	-	-	-	-	-	-
City of Monroe, Precinct 5	-	-	-	-	-	-	-	-	-
City of Monroe, Precinct 6	-	-	-	-	-	-	-	-	-
City of Petersburg, Precinct 1	-	-	-	-	-	-	-	-	-
Ash Township, Precinct 1	-	-	-	-	-	-	-	-	-
Ash Township, Precinct 2	-	-	-	-	-	-	-	-	-
Ash Township, Precinct 3	-	-	-	-	-	-	-	-	-
Bedford Township, Precinct 1	-	-	-	-	-	-	-	-	-
Bedford Township, Precinct 2	-	-	-	-	-	-	-	-	-
Bedford Township, Precinct 3	-	-	-	-	-	-	-	-	-
Bedford Township, Precinct 4	-	-	-	-	-	-	-	-	-
Bedford Township, Precinct 5	-	-	-	-	-	-	-	-	-
Bedford Township, Precinct 6	-	-	-	-	-	-	-	-	-
Bedford Township, Precinct 7	-	-	-	-	-	-	-	-	-
Bedford Township, Precinct 8	-	-	-	-	-	-	-	-	-
Bedford Township, Precinct 9	-	-	-	-	-	-	-	-	-
Bedford Township, Precinct 10	-	-	-	-	-	-	-	-	-
Bedford Township, Precinct 11	-	-	-	-	-	-	-	-	-
Bedford Township, Precinct 12	-	-	-	-	-	-	-	-	-
Bedford Township, Precinct 13	-	-	-	-	-	-	-	-	-
Bedford Township, Precinct 14	-	-	-	-	-	-	-	-	-
Berlin Township, Precinct 1	-	-	-	-	-	-	-	-	-
Berlin Township, Precinct 2	-	-	-	-	-	-	-	-	-
Berlin Township, Precinct 3	-	-	-	-	-	-	-	-	-
Berlin Township, Precinct 4	-	-	-	-	-	-	-	-	-
Dundee Township, Precinct 1	-	-	-	-	-	-	-	-	-
Dundee Township, Precinct 2	-	-	-	-	-	-	-	-	-
Dundee Township, Precinct 3	1261	1	53	19	35.85%	34	64.15%	0	0.00%
Erie Township, Precinct 1	-	-	-	-	-	-	-	-	-
Erie Township, Precinct 2	-	-	-	-	-	-	-	-	-
Exeter Township, Precinct 1	1398	1	75	24	32.00%	51	68.00%	0	0.00%
Exeter Township, Precinct 2	-	-	-	-	-	-	-	-	-
Frenchtown Township, Precinct 1	-	-	-	-	-	-	-	-	-
Frenchtown Township, Precinct 2	-	-	-	-	-	-	-	-	-
Frenchtown Township, Precinct 3	-	-	-	-	-	-	-	-	-
Frenchtown Township, Precinct 4	-	-	-	-	-	-	-	-	-
Frenchtown Township, Precinct 5	-	-	-	-	-	-	-	-	-
Frenchtown Township, Precinct 6	-	-	-	-	-	-	-	-	-
Frenchtown Township, Precinct 7	-	-	-	-	-	-	-	-	-
Frenchtown Township, Precinct 8	-	-	-	-	-	-	-	-	-
Frenchtown Township, Precinct 9	-	-	-	-	-	-	-	-	-
Ida Township, Precinct 1	1980	1	54	15	27.78%	39	72.22%	0	0.00%
Ida Township, Precinct 2	1844	1	68	22	32.35%	45	66.18%	1	1.47%
LaSalle Township, Precinct 1	-	-	-	-	-	-	-	-	-
LaSalle Township, Precinct 2	-	-	-	-	-	-	-	-	-
London Township, Precinct 1	2263	1	100	37	37.00%	61	61.00%	2	2.00%
Milan Township, Precinct 1	-	-	-	-	-	-	-	-	-
Monroe Charter Township, Precinct 1	-	-	-	-	-	-	-	-	-
Monroe Charter Township, Precinct 2	-	-	-	-	-	-	-	-	-
Monroe Charter Township, Precinct 3	-	-	-	-	-	-	-	-	-
Monroe Charter Township, Precinct 4	-	-	-	-	-	-	-	-	-
Monroe Charter Township, Precinct 5	-	-	-	-	-	-	-	-	-
Monroe Charter Township, Precinct 6	-	-	-	-	-	-	-	-	-

Statement of Votes Cast
Monroe County
August 2010
SOVC For Jurisdiction Wide, All Counters, All Races
Official results

	County Commissioner #2								
	Reg. Voters	Vote For	Total Votes	Bronco McKart (DEM)		Ron Tuttle (DEM)		Write-In Votes	
Raisinville Township, Precinct 1	2078	1	97	25	25.77%	71	73.20%	1	1.03%
Raisinville Township, Precinct 2	2356	1	129	64	49.61%	64	49.61%	1	0.78%
Summerfield Township, Precinct 1	-	-	-	-	-	-	-	-	-
Whiteford Township, Precinct 1	-	-	-	-	-	-	-	-	-
Whiteford Township, Precinct 2	-	-	-	-	-	-	-	-	-
Total	13180	7	576	206	35.76%	365	63.37%	5	0.87%

Statement of Votes Cast
Monroe County
August 2010
SOVC For Jurisdiction Wide, All Counters, All Races
Official results

	County Commissioner #3						
	Reg. Voters	Vote For	Total Votes	Albert Potratz (DEM)		Write-In Votes	
Jurisdiction Wide							
City of Luna Pier, Precinct 1	-	-	-	-	-	-	-
City of Milan, Precinct 1	-	-	-	-	-	-	-
City of Monroe, Precinct 1	-	-	-	-	-	-	-
City of Monroe, Precinct 2	-	-	-	-	-	-	-
City of Monroe, Precinct 3N	-	-	-	-	-	-	-
City of Monroe, Precinct 3S	-	-	-	-	-	-	-
City of Monroe, Precinct 4	-	-	-	-	-	-	-
City of Monroe, Precinct 5	-	-	-	-	-	-	-
City of Monroe, Precinct 6	-	-	-	-	-	-	-
City of Petersburg, Precinct 1	-	-	-	-	-	-	-
Ash Township, Precinct 1	2163	1	66	65	98.48%	1	1.52%
Ash Township, Precinct 2	2003	1	71	69	97.18%	2	2.82%
Ash Township, Precinct 3	1802	1	76	76	100.00%	0	0.00%
Bedford Township, Precinct 1	-	-	-	-	-	-	-
Bedford Township, Precinct 2	-	-	-	-	-	-	-
Bedford Township, Precinct 3	-	-	-	-	-	-	-
Bedford Township, Precinct 4	-	-	-	-	-	-	-
Bedford Township, Precinct 5	-	-	-	-	-	-	-
Bedford Township, Precinct 6	-	-	-	-	-	-	-
Bedford Township, Precinct 7	-	-	-	-	-	-	-
Bedford Township, Precinct 8	-	-	-	-	-	-	-
Bedford Township, Precinct 9	-	-	-	-	-	-	-
Bedford Township, Precinct 10	-	-	-	-	-	-	-
Bedford Township, Precinct 11	-	-	-	-	-	-	-
Bedford Township, Precinct 12	-	-	-	-	-	-	-
Bedford Township, Precinct 13	-	-	-	-	-	-	-
Bedford Township, Precinct 14	-	-	-	-	-	-	-
Berlin Township, Precinct 1	1535	1	57	57	100.00%	0	0.00%
Berlin Township, Precinct 2	2440	1	119	117	98.32%	2	1.68%
Berlin Township, Precinct 3	1203	1	66	65	98.48%	1	1.52%
Berlin Township, Precinct 4	1747	1	108	106	98.15%	2	1.85%
Dundee Township, Precinct 1	-	-	-	-	-	-	-
Dundee Township, Precinct 2	-	-	-	-	-	-	-
Dundee Township, Precinct 3	-	-	-	-	-	-	-
Erie Township, Precinct 1	-	-	-	-	-	-	-
Erie Township, Precinct 2	-	-	-	-	-	-	-
Exeter Township, Precinct 1	-	-	-	-	-	-	-
Exeter Township, Precinct 2	1521	1	82	82	100.00%	0	0.00%
Frenchtown Township, Precinct 1	-	-	-	-	-	-	-
Frenchtown Township, Precinct 2	-	-	-	-	-	-	-
Frenchtown Township, Precinct 3	-	-	-	-	-	-	-
Frenchtown Township, Precinct 4	-	-	-	-	-	-	-
Frenchtown Township, Precinct 5	-	-	-	-	-	-	-
Frenchtown Township, Precinct 6	-	-	-	-	-	-	-
Frenchtown Township, Precinct 7	-	-	-	-	-	-	-
Frenchtown Township, Precinct 8	-	-	-	-	-	-	-
Frenchtown Township, Precinct 9	-	-	-	-	-	-	-
Ida Township, Precinct 1	-	-	-	-	-	-	-
Ida Township, Precinct 2	-	-	-	-	-	-	-
LaSalle Township, Precinct 1	-	-	-	-	-	-	-
LaSalle Township, Precinct 2	-	-	-	-	-	-	-
London Township, Precinct 1	-	-	-	-	-	-	-
Milan Township, Precinct 1	-	-	-	-	-	-	-
Monroe Charter Township, Precinct 1	-	-	-	-	-	-	-
Monroe Charter Township, Precinct 2	-	-	-	-	-	-	-
Monroe Charter Township, Precinct 3	-	-	-	-	-	-	-
Monroe Charter Township, Precinct 4	-	-	-	-	-	-	-
Monroe Charter Township, Precinct 5	-	-	-	-	-	-	-
Monroe Charter Township, Precinct 6	-	-	-	-	-	-	-

Statement of Votes Cast
Monroe County
August 2010
SOVC For Jurisdiction Wide, All Counters, All Races
Official results

	County Commissioner #3						
	Reg. Voters	Vote For	Total Votes	Albert Potratz (DEM)		Write-In Votes	
Raisinville Township, Precinct 1	-	-	-	-	-	-	-
Raisinville Township, Precinct 2	-	-	-	-	-	-	-
Summerfield Township, Precinct 1	-	-	-	-	-	-	-
Whiteford Township, Precinct 1	-	-	-	-	-	-	-
Whiteford Township, Precinct 2	-	-	-	-	-	-	-
Total	14414	8	645	637	98.76%	8	1.24%

Statement of Votes Cast
Monroe County
August 2010
SOVC For Jurisdiction Wide, All Counters, All Races
Official results

	County Commissioner #4								
	Reg. Voters	Vote For	Total Votes	Rick Kull (DEM)		Robert Lambert (DEM)		Write-In Votes	
Jurisdiction Wide									
City of Luna Pier, Precinct 1	-	-	-	-	-	-	-	-	-
City of Milan, Precinct 1	-	-	-	-	-	-	-	-	-
City of Monroe, Precinct 1	-	-	-	-	-	-	-	-	-
City of Monroe, Precinct 2	-	-	-	-	-	-	-	-	-
City of Monroe, Precinct 3N	-	-	-	-	-	-	-	-	-
City of Monroe, Precinct 3S	-	-	-	-	-	-	-	-	-
City of Monroe, Precinct 4	-	-	-	-	-	-	-	-	-
City of Monroe, Precinct 5	-	-	-	-	-	-	-	-	-
City of Monroe, Precinct 6	-	-	-	-	-	-	-	-	-
City of Petersburg, Precinct 1	-	-	-	-	-	-	-	-	-
Ash Township, Precinct 1	-	-	-	-	-	-	-	-	-
Ash Township, Precinct 2	-	-	-	-	-	-	-	-	-
Ash Township, Precinct 3	-	-	-	-	-	-	-	-	-
Bedford Township, Precinct 1	-	-	-	-	-	-	-	-	-
Bedford Township, Precinct 2	-	-	-	-	-	-	-	-	-
Bedford Township, Precinct 3	-	-	-	-	-	-	-	-	-
Bedford Township, Precinct 4	-	-	-	-	-	-	-	-	-
Bedford Township, Precinct 5	-	-	-	-	-	-	-	-	-
Bedford Township, Precinct 6	-	-	-	-	-	-	-	-	-
Bedford Township, Precinct 7	-	-	-	-	-	-	-	-	-
Bedford Township, Precinct 8	-	-	-	-	-	-	-	-	-
Bedford Township, Precinct 9	-	-	-	-	-	-	-	-	-
Bedford Township, Precinct 10	-	-	-	-	-	-	-	-	-
Bedford Township, Precinct 11	-	-	-	-	-	-	-	-	-
Bedford Township, Precinct 12	-	-	-	-	-	-	-	-	-
Bedford Township, Precinct 13	-	-	-	-	-	-	-	-	-
Bedford Township, Precinct 14	-	-	-	-	-	-	-	-	-
Berlin Township, Precinct 1	-	-	-	-	-	-	-	-	-
Berlin Township, Precinct 2	-	-	-	-	-	-	-	-	-
Berlin Township, Precinct 3	-	-	-	-	-	-	-	-	-
Berlin Township, Precinct 4	-	-	-	-	-	-	-	-	-
Dundee Township, Precinct 1	-	-	-	-	-	-	-	-	-
Dundee Township, Precinct 2	-	-	-	-	-	-	-	-	-
Dundee Township, Precinct 3	-	-	-	-	-	-	-	-	-
Erie Township, Precinct 1	-	-	-	-	-	-	-	-	-
Erie Township, Precinct 2	-	-	-	-	-	-	-	-	-
Exeter Township, Precinct 1	-	-	-	-	-	-	-	-	-
Exeter Township, Precinct 2	-	-	-	-	-	-	-	-	-
Frenchtown Township, Precinct 1	652	1	44	21	47.73%	23	52.27%	0	0.00%
Frenchtown Township, Precinct 2	1247	1	125	48	38.40%	77	61.60%	0	0.00%
Frenchtown Township, Precinct 3	1269	1	122	59	48.36%	63	51.64%	0	0.00%
Frenchtown Township, Precinct 4	-	-	-	-	-	-	-	-	-
Frenchtown Township, Precinct 5	2490	1	82	29	35.37%	53	64.63%	0	0.00%
Frenchtown Township, Precinct 6	1979	1	175	96	54.86%	79	45.14%	0	0.00%
Frenchtown Township, Precinct 7	2394	1	182	76	41.76%	106	58.24%	0	0.00%
Frenchtown Township, Precinct 8	1565	1	104	34	32.69%	70	67.31%	0	0.00%
Frenchtown Township, Precinct 9	-	-	-	-	-	-	-	-	-
Ida Township, Precinct 1	-	-	-	-	-	-	-	-	-
Ida Township, Precinct 2	-	-	-	-	-	-	-	-	-
LaSalle Township, Precinct 1	-	-	-	-	-	-	-	-	-
LaSalle Township, Precinct 2	-	-	-	-	-	-	-	-	-
London Township, Precinct 1	-	-	-	-	-	-	-	-	-
Milan Township, Precinct 1	-	-	-	-	-	-	-	-	-
Monroe Charter Township, Precinct 1	-	-	-	-	-	-	-	-	-
Monroe Charter Township, Precinct 2	-	-	-	-	-	-	-	-	-
Monroe Charter Township, Precinct 3	-	-	-	-	-	-	-	-	-
Monroe Charter Township, Precinct 4	-	-	-	-	-	-	-	-	-
Monroe Charter Township, Precinct 5	-	-	-	-	-	-	-	-	-
Monroe Charter Township, Precinct 6	-	-	-	-	-	-	-	-	-

Statement of Votes Cast
Monroe County
August 2010
SOVC For Jurisdiction Wide, All Counters, All Races
Official results

	County Commissioner #4								
	Reg. Voters	Vote For	Total Votes	Rick Kull (DEM)		Robert Lambert (DEM)		Write-In Votes	
Raisinville Township, Precinct 1	-	-	-	-	-	-	-	-	-
Raisinville Township, Precinct 2	-	-	-	-	-	-	-	-	-
Summerfield Township, Precinct 1	-	-	-	-	-	-	-	-	-
Whiteford Township, Precinct 1	-	-	-	-	-	-	-	-	-
Whiteford Township, Precinct 2	-	-	-	-	-	-	-	-	-
Total	11596	7	834	363	43.53%	471	56.47%	0	0.00%

Statement of Votes Cast
Monroe County
August 2010
SOVC For Jurisdiction Wide, All Counters, All Races
Official results

	County Commissioner #5						
	Reg. Voters	Vote For	Total Votes	William Sisk (DEM)		Write-In Votes	
Jurisdiction Wide							
City of Luna Pier, Precinct 1	-	-	-	-	-	-	-
City of Milan, Precinct 1	-	-	-	-	-	-	-
City of Monroe, Precinct 1	-	-	-	-	-	-	-
City of Monroe, Precinct 2	-	-	-	-	-	-	-
City of Monroe, Precinct 3N	1178	1	47	47	100.00%	0	0.00%
City of Monroe, Precinct 3S	-	-	-	-	-	-	-
City of Monroe, Precinct 4	2656	1	166	166	100.00%	0	0.00%
City of Monroe, Precinct 5	2814	1	260	260	100.00%	0	0.00%
City of Monroe, Precinct 6	2378	1	158	157	99.37%	1	0.63%
City of Petersburg, Precinct 1	-	-	-	-	-	-	-
Ash Township, Precinct 1	-	-	-	-	-	-	-
Ash Township, Precinct 2	-	-	-	-	-	-	-
Ash Township, Precinct 3	-	-	-	-	-	-	-
Bedford Township, Precinct 1	-	-	-	-	-	-	-
Bedford Township, Precinct 2	-	-	-	-	-	-	-
Bedford Township, Precinct 3	-	-	-	-	-	-	-
Bedford Township, Precinct 4	-	-	-	-	-	-	-
Bedford Township, Precinct 5	-	-	-	-	-	-	-
Bedford Township, Precinct 6	-	-	-	-	-	-	-
Bedford Township, Precinct 7	-	-	-	-	-	-	-
Bedford Township, Precinct 8	-	-	-	-	-	-	-
Bedford Township, Precinct 9	-	-	-	-	-	-	-
Bedford Township, Precinct 10	-	-	-	-	-	-	-
Bedford Township, Precinct 11	-	-	-	-	-	-	-
Bedford Township, Precinct 12	-	-	-	-	-	-	-
Bedford Township, Precinct 13	-	-	-	-	-	-	-
Bedford Township, Precinct 14	-	-	-	-	-	-	-
Berlin Township, Precinct 1	-	-	-	-	-	-	-
Berlin Township, Precinct 2	-	-	-	-	-	-	-
Berlin Township, Precinct 3	-	-	-	-	-	-	-
Berlin Township, Precinct 4	-	-	-	-	-	-	-
Dundee Township, Precinct 1	-	-	-	-	-	-	-
Dundee Township, Precinct 2	-	-	-	-	-	-	-
Dundee Township, Precinct 3	-	-	-	-	-	-	-
Erie Township, Precinct 1	-	-	-	-	-	-	-
Erie Township, Precinct 2	-	-	-	-	-	-	-
Exeter Township, Precinct 1	-	-	-	-	-	-	-
Exeter Township, Precinct 2	-	-	-	-	-	-	-
Frenchtown Township, Precinct 1	-	-	-	-	-	-	-
Frenchtown Township, Precinct 2	-	-	-	-	-	-	-
Frenchtown Township, Precinct 3	-	-	-	-	-	-	-
Frenchtown Township, Precinct 4	2001	1	97	97	100.00%	0	0.00%
Frenchtown Township, Precinct 5	-	-	-	-	-	-	-
Frenchtown Township, Precinct 6	-	-	-	-	-	-	-
Frenchtown Township, Precinct 7	-	-	-	-	-	-	-
Frenchtown Township, Precinct 8	-	-	-	-	-	-	-
Frenchtown Township, Precinct 9	1431	1	84	83	98.81%	1	1.19%
Ida Township, Precinct 1	-	-	-	-	-	-	-
Ida Township, Precinct 2	-	-	-	-	-	-	-
LaSalle Township, Precinct 1	-	-	-	-	-	-	-
LaSalle Township, Precinct 2	-	-	-	-	-	-	-
London Township, Precinct 1	-	-	-	-	-	-	-
Milan Township, Precinct 1	-	-	-	-	-	-	-
Monroe Charter Township, Precinct 1	-	-	-	-	-	-	-
Monroe Charter Township, Precinct 2	-	-	-	-	-	-	-
Monroe Charter Township, Precinct 3	-	-	-	-	-	-	-
Monroe Charter Township, Precinct 4	-	-	-	-	-	-	-
Monroe Charter Township, Precinct 5	-	-	-	-	-	-	-
Monroe Charter Township, Precinct 6	-	-	-	-	-	-	-

Statement of Votes Cast
Monroe County
August 2010
SOVC For Jurisdiction Wide, All Counters, All Races
Official results

	County Commissioner #5						
	Reg. Voters	Vote For	Total Votes	William Sisk (DEM)		Write-In Votes	
Raisinville Township, Precinct 1	-	-	-	-	-	-	-
Raisinville Township, Precinct 2	-	-	-	-	-	-	-
Summerfield Township, Precinct 1	-	-	-	-	-	-	-
Whiteford Township, Precinct 1	-	-	-	-	-	-	-
Whiteford Township, Precinct 2	-	-	-	-	-	-	-
Total	12458	6	812	810	99.75%	2	0.25%

Statement of Votes Cast
Monroe County
August 2010
SOVC For Jurisdiction Wide, All Counters, All Races
Official results

	County Commissioner #6						
	Reg. Voters	Vote For	Total Votes	Jerry Oley (DEM)		Write-In Votes	
Jurisdiction Wide							
City of Luna Pier, Precinct 1	-	-	-	-	-	-	-
City of Milan, Precinct 1	-	-	-	-	-	-	-
City of Monroe, Precinct 1	2498	1	117	115	98.29%	2	1.71%
City of Monroe, Precinct 2	2328	1	101	101	100.00%	0	0.00%
City of Monroe, Precinct 3N	-	-	-	-	-	-	-
City of Monroe, Precinct 3S	1382	1	58	57	98.28%	1	1.72%
City of Monroe, Precinct 4	-	-	-	-	-	-	-
City of Monroe, Precinct 5	-	-	-	-	-	-	-
City of Monroe, Precinct 6	-	-	-	-	-	-	-
City of Petersburg, Precinct 1	-	-	-	-	-	-	-
Ash Township, Precinct 1	-	-	-	-	-	-	-
Ash Township, Precinct 2	-	-	-	-	-	-	-
Ash Township, Precinct 3	-	-	-	-	-	-	-
Bedford Township, Precinct 1	-	-	-	-	-	-	-
Bedford Township, Precinct 2	-	-	-	-	-	-	-
Bedford Township, Precinct 3	-	-	-	-	-	-	-
Bedford Township, Precinct 4	-	-	-	-	-	-	-
Bedford Township, Precinct 5	-	-	-	-	-	-	-
Bedford Township, Precinct 6	-	-	-	-	-	-	-
Bedford Township, Precinct 7	-	-	-	-	-	-	-
Bedford Township, Precinct 8	-	-	-	-	-	-	-
Bedford Township, Precinct 9	-	-	-	-	-	-	-
Bedford Township, Precinct 10	-	-	-	-	-	-	-
Bedford Township, Precinct 11	-	-	-	-	-	-	-
Bedford Township, Precinct 12	-	-	-	-	-	-	-
Bedford Township, Precinct 13	-	-	-	-	-	-	-
Bedford Township, Precinct 14	-	-	-	-	-	-	-
Berlin Township, Precinct 1	-	-	-	-	-	-	-
Berlin Township, Precinct 2	-	-	-	-	-	-	-
Berlin Township, Precinct 3	-	-	-	-	-	-	-
Berlin Township, Precinct 4	-	-	-	-	-	-	-
Dundee Township, Precinct 1	-	-	-	-	-	-	-
Dundee Township, Precinct 2	-	-	-	-	-	-	-
Dundee Township, Precinct 3	-	-	-	-	-	-	-
Erie Township, Precinct 1	-	-	-	-	-	-	-
Erie Township, Precinct 2	-	-	-	-	-	-	-
Exeter Township, Precinct 1	-	-	-	-	-	-	-
Exeter Township, Precinct 2	-	-	-	-	-	-	-
Frenchtown Township, Precinct 1	-	-	-	-	-	-	-
Frenchtown Township, Precinct 2	-	-	-	-	-	-	-
Frenchtown Township, Precinct 3	-	-	-	-	-	-	-
Frenchtown Township, Precinct 4	-	-	-	-	-	-	-
Frenchtown Township, Precinct 5	-	-	-	-	-	-	-
Frenchtown Township, Precinct 6	-	-	-	-	-	-	-
Frenchtown Township, Precinct 7	-	-	-	-	-	-	-
Frenchtown Township, Precinct 8	-	-	-	-	-	-	-
Frenchtown Township, Precinct 9	-	-	-	-	-	-	-
Ida Township, Precinct 1	-	-	-	-	-	-	-
Ida Township, Precinct 2	-	-	-	-	-	-	-
LaSalle Township, Precinct 1	-	-	-	-	-	-	-
LaSalle Township, Precinct 2	-	-	-	-	-	-	-
London Township, Precinct 1	-	-	-	-	-	-	-
Milan Township, Precinct 1	-	-	-	-	-	-	-
Monroe Charter Township, Precinct 1	1319	1	58	58	100.00%	0	0.00%
Monroe Charter Township, Precinct 2	1500	1	46	46	100.00%	0	0.00%
Monroe Charter Township, Precinct 3	-	-	-	-	-	-	-
Monroe Charter Township, Precinct 4	-	-	-	-	-	-	-
Monroe Charter Township, Precinct 5	-	-	-	-	-	-	-
Monroe Charter Township, Precinct 6	1699	1	79	79	100.00%	0	0.00%

Statement of Votes Cast
Monroe County
August 2010
SOVC For Jurisdiction Wide, All Counters, All Races
Official results

	County Commissioner #6						
	Reg. Voters	Vote For	Total Votes	Jerry Oley (DEM)		Write-In Votes	
Raisinville Township, Precinct 1	-	-	-	-	-	-	-
Raisinville Township, Precinct 2	-	-	-	-	-	-	-
Summerfield Township, Precinct 1	-	-	-	-	-	-	-
Whiteford Township, Precinct 1	-	-	-	-	-	-	-
Whiteford Township, Precinct 2	-	-	-	-	-	-	-
Total	10726	6	459	456	99.35%	3	0.65%

Statement of Votes Cast
Monroe County
August 2010
SOVC For Jurisdiction Wide, All Counters, All Races
Official results

	County Commissioner #7						
	Reg. Voters	Vote For	Total Votes	John Fowler (DEM)		Write-In Votes	
Jurisdiction Wide							
City of Luna Pier, Precinct 1	1171	1	45	45	100.00%	0	0.00%
City of Milan, Precinct 1	-	-	-	-	-	-	-
City of Monroe, Precinct 1	-	-	-	-	-	-	-
City of Monroe, Precinct 2	-	-	-	-	-	-	-
City of Monroe, Precinct 3N	-	-	-	-	-	-	-
City of Monroe, Precinct 3S	-	-	-	-	-	-	-
City of Monroe, Precinct 4	-	-	-	-	-	-	-
City of Monroe, Precinct 5	-	-	-	-	-	-	-
City of Monroe, Precinct 6	-	-	-	-	-	-	-
City of Petersburg, Precinct 1	-	-	-	-	-	-	-
Ash Township, Precinct 1	-	-	-	-	-	-	-
Ash Township, Precinct 2	-	-	-	-	-	-	-
Ash Township, Precinct 3	-	-	-	-	-	-	-
Bedford Township, Precinct 1	-	-	-	-	-	-	-
Bedford Township, Precinct 2	-	-	-	-	-	-	-
Bedford Township, Precinct 3	-	-	-	-	-	-	-
Bedford Township, Precinct 4	-	-	-	-	-	-	-
Bedford Township, Precinct 5	-	-	-	-	-	-	-
Bedford Township, Precinct 6	-	-	-	-	-	-	-
Bedford Township, Precinct 7	-	-	-	-	-	-	-
Bedford Township, Precinct 8	-	-	-	-	-	-	-
Bedford Township, Precinct 9	-	-	-	-	-	-	-
Bedford Township, Precinct 10	-	-	-	-	-	-	-
Bedford Township, Precinct 11	-	-	-	-	-	-	-
Bedford Township, Precinct 12	-	-	-	-	-	-	-
Bedford Township, Precinct 13	-	-	-	-	-	-	-
Bedford Township, Precinct 14	-	-	-	-	-	-	-
Berlin Township, Precinct 1	-	-	-	-	-	-	-
Berlin Township, Precinct 2	-	-	-	-	-	-	-
Berlin Township, Precinct 3	-	-	-	-	-	-	-
Berlin Township, Precinct 4	-	-	-	-	-	-	-
Dundee Township, Precinct 1	-	-	-	-	-	-	-
Dundee Township, Precinct 2	-	-	-	-	-	-	-
Dundee Township, Precinct 3	-	-	-	-	-	-	-
Erie Township, Precinct 1	1730	1	83	82	98.80%	1	1.20%
Erie Township, Precinct 2	-	-	-	-	-	-	-
Exeter Township, Precinct 1	-	-	-	-	-	-	-
Exeter Township, Precinct 2	-	-	-	-	-	-	-
Frenchtown Township, Precinct 1	-	-	-	-	-	-	-
Frenchtown Township, Precinct 2	-	-	-	-	-	-	-
Frenchtown Township, Precinct 3	-	-	-	-	-	-	-
Frenchtown Township, Precinct 4	-	-	-	-	-	-	-
Frenchtown Township, Precinct 5	-	-	-	-	-	-	-
Frenchtown Township, Precinct 6	-	-	-	-	-	-	-
Frenchtown Township, Precinct 7	-	-	-	-	-	-	-
Frenchtown Township, Precinct 8	-	-	-	-	-	-	-
Frenchtown Township, Precinct 9	-	-	-	-	-	-	-
Ida Township, Precinct 1	-	-	-	-	-	-	-
Ida Township, Precinct 2	-	-	-	-	-	-	-
LaSalle Township, Precinct 1	1682	1	89	89	100.00%	0	0.00%
LaSalle Township, Precinct 2	2045	1	106	106	100.00%	0	0.00%
London Township, Precinct 1	-	-	-	-	-	-	-
Milan Township, Precinct 1	-	-	-	-	-	-	-
Monroe Charter Township, Precinct 1	-	-	-	-	-	-	-
Monroe Charter Township, Precinct 2	-	-	-	-	-	-	-
Monroe Charter Township, Precinct 3	1033	1	70	68	97.14%	2	2.86%
Monroe Charter Township, Precinct 4	2277	1	106	106	100.00%	0	0.00%
Monroe Charter Township, Precinct 5	2231	1	110	110	100.00%	0	0.00%
Monroe Charter Township, Precinct 6	-	-	-	-	-	-	-

Statement of Votes Cast
Monroe County
August 2010
SOVC For Jurisdiction Wide, All Counters, All Races
Official results

	County Commissioner #7						
	Reg. Voters	Vote For	Total Votes	John Fowler (DEM)		Write-In Votes	
Raisinville Township, Precinct 1	-	-	-	-	-	-	-
Raisinville Township, Precinct 2	-	-	-	-	-	-	-
Summerfield Township, Precinct 1	-	-	-	-	-	-	-
Whiteford Township, Precinct 1	-	-	-	-	-	-	-
Whiteford Township, Precinct 2	-	-	-	-	-	-	-
Total	12169	7	609	606	99.51%	3	0.49%

Statement of Votes Cast
Monroe County
August 2010
SOVC For Jurisdiction Wide, All Counters, All Races
Official results

	County Commissioner #8						
	Reg. Voters	Vote For	Total Votes	Connie Velliquette (DEM)		Write-In Votes	
Jurisdiction Wide							
City of Luna Pier, Precinct 1	-	-	-	-	-	-	-
City of Milan, Precinct 1	-	-	-	-	-	-	-
City of Monroe, Precinct 1	-	-	-	-	-	-	-
City of Monroe, Precinct 2	-	-	-	-	-	-	-
City of Monroe, Precinct 3N	-	-	-	-	-	-	-
City of Monroe, Precinct 3S	-	-	-	-	-	-	-
City of Monroe, Precinct 4	-	-	-	-	-	-	-
City of Monroe, Precinct 5	-	-	-	-	-	-	-
City of Monroe, Precinct 6	-	-	-	-	-	-	-
City of Petersburg, Precinct 1	-	-	-	-	-	-	-
Ash Township, Precinct 1	-	-	-	-	-	-	-
Ash Township, Precinct 2	-	-	-	-	-	-	-
Ash Township, Precinct 3	-	-	-	-	-	-	-
Bedford Township, Precinct 1	-	-	-	-	-	-	-
Bedford Township, Precinct 2	-	-	-	-	-	-	-
Bedford Township, Precinct 3	1527	1	74	74	100.00%	0	0.00%
Bedford Township, Precinct 4	-	-	-	-	-	-	-
Bedford Township, Precinct 5	1755	1	106	105	99.06%	1	0.94%
Bedford Township, Precinct 6	2042	1	122	122	100.00%	0	0.00%
Bedford Township, Precinct 7	1692	1	100	100	100.00%	0	0.00%
Bedford Township, Precinct 8	-	-	-	-	-	-	-
Bedford Township, Precinct 9	-	-	-	-	-	-	-
Bedford Township, Precinct 10	-	-	-	-	-	-	-
Bedford Township, Precinct 11	-	-	-	-	-	-	-
Bedford Township, Precinct 12	-	-	-	-	-	-	-
Bedford Township, Precinct 13	1624	1	100	100	100.00%	0	0.00%
Bedford Township, Precinct 14	1714	1	76	76	100.00%	0	0.00%
Berlin Township, Precinct 1	-	-	-	-	-	-	-
Berlin Township, Precinct 2	-	-	-	-	-	-	-
Berlin Township, Precinct 3	-	-	-	-	-	-	-
Berlin Township, Precinct 4	-	-	-	-	-	-	-
Dundee Township, Precinct 1	-	-	-	-	-	-	-
Dundee Township, Precinct 2	-	-	-	-	-	-	-
Dundee Township, Precinct 3	-	-	-	-	-	-	-
Erie Township, Precinct 1	-	-	-	-	-	-	-
Erie Township, Precinct 2	1513	1	58	58	100.00%	0	0.00%
Exeter Township, Precinct 1	-	-	-	-	-	-	-
Exeter Township, Precinct 2	-	-	-	-	-	-	-
Frenchtown Township, Precinct 1	-	-	-	-	-	-	-
Frenchtown Township, Precinct 2	-	-	-	-	-	-	-
Frenchtown Township, Precinct 3	-	-	-	-	-	-	-
Frenchtown Township, Precinct 4	-	-	-	-	-	-	-
Frenchtown Township, Precinct 5	-	-	-	-	-	-	-
Frenchtown Township, Precinct 6	-	-	-	-	-	-	-
Frenchtown Township, Precinct 7	-	-	-	-	-	-	-
Frenchtown Township, Precinct 8	-	-	-	-	-	-	-
Frenchtown Township, Precinct 9	-	-	-	-	-	-	-
Ida Township, Precinct 1	-	-	-	-	-	-	-
Ida Township, Precinct 2	-	-	-	-	-	-	-
LaSalle Township, Precinct 1	-	-	-	-	-	-	-
LaSalle Township, Precinct 2	-	-	-	-	-	-	-
London Township, Precinct 1	-	-	-	-	-	-	-
Milan Township, Precinct 1	-	-	-	-	-	-	-
Monroe Charter Township, Precinct 1	-	-	-	-	-	-	-
Monroe Charter Township, Precinct 2	-	-	-	-	-	-	-
Monroe Charter Township, Precinct 3	-	-	-	-	-	-	-
Monroe Charter Township, Precinct 4	-	-	-	-	-	-	-
Monroe Charter Township, Precinct 5	-	-	-	-	-	-	-
Monroe Charter Township, Precinct 6	-	-	-	-	-	-	-

Statement of Votes Cast
Monroe County
August 2010
SOVC For Jurisdiction Wide, All Counters, All Races
Official results

	County Commissioner #8						
	Reg. Voters	Vote For	Total Votes	Connie Velliquette (DEM)		Write-In Votes	
Raisinville Township, Precinct 1	-	-	-	-	-	-	-
Raisinville Township, Precinct 2	-	-	-	-	-	-	-
Summerfield Township, Precinct 1	-	-	-	-	-	-	-
Whiteford Township, Precinct 1	-	-	-	-	-	-	-
Whiteford Township, Precinct 2	-	-	-	-	-	-	-
Total	11867	7	636	635	99.84%	1	0.16%

Statement of Votes Cast
Monroe County
August 2010
SOVC For Jurisdiction Wide, All Counters, All Races
Official results

	County Commissioner #9				
	Reg. Voters	Vote For	Total Votes	Write-In Votes	
Jurisdiction Wide					
City of Luna Pier, Precinct 1	-	-	-	-	-
City of Milan, Precinct 1	-	-	-	-	-
City of Monroe, Precinct 1	-	-	-	-	-
City of Monroe, Precinct 2	-	-	-	-	-
City of Monroe, Precinct 3N	-	-	-	-	-
City of Monroe, Precinct 3S	-	-	-	-	-
City of Monroe, Precinct 4	-	-	-	-	-
City of Monroe, Precinct 5	-	-	-	-	-
City of Monroe, Precinct 6	-	-	-	-	-
City of Petersburg, Precinct 1	-	-	-	-	-
Ash Township, Precinct 1	-	-	-	-	-
Ash Township, Precinct 2	-	-	-	-	-
Ash Township, Precinct 3	-	-	-	-	-
Bedford Township, Precinct 1	1045	1	1	1	100.00%
Bedford Township, Precinct 2	1741	1	7	7	100.00%
Bedford Township, Precinct 3	-	-	-	-	-
Bedford Township, Precinct 4	2051	1	5	5	100.00%
Bedford Township, Precinct 5	-	-	-	-	-
Bedford Township, Precinct 6	-	-	-	-	-
Bedford Township, Precinct 7	-	-	-	-	-
Bedford Township, Precinct 8	1720	1	2	2	100.00%
Bedford Township, Precinct 9	1099	1	4	4	100.00%
Bedford Township, Precinct 10	1215	1	2	2	100.00%
Bedford Township, Precinct 11	2091	1	3	3	100.00%
Bedford Township, Precinct 12	1368	1	3	3	100.00%
Bedford Township, Precinct 13	-	-	-	-	-
Bedford Township, Precinct 14	-	-	-	-	-
Berlin Township, Precinct 1	-	-	-	-	-
Berlin Township, Precinct 2	-	-	-	-	-
Berlin Township, Precinct 3	-	-	-	-	-
Berlin Township, Precinct 4	-	-	-	-	-
Dundee Township, Precinct 1	-	-	-	-	-
Dundee Township, Precinct 2	-	-	-	-	-
Dundee Township, Precinct 3	-	-	-	-	-
Erie Township, Precinct 1	-	-	-	-	-
Erie Township, Precinct 2	-	-	-	-	-
Exeter Township, Precinct 1	-	-	-	-	-
Exeter Township, Precinct 2	-	-	-	-	-
Frenchtown Township, Precinct 1	-	-	-	-	-
Frenchtown Township, Precinct 2	-	-	-	-	-
Frenchtown Township, Precinct 3	-	-	-	-	-
Frenchtown Township, Precinct 4	-	-	-	-	-
Frenchtown Township, Precinct 5	-	-	-	-	-
Frenchtown Township, Precinct 6	-	-	-	-	-
Frenchtown Township, Precinct 7	-	-	-	-	-
Frenchtown Township, Precinct 8	-	-	-	-	-
Frenchtown Township, Precinct 9	-	-	-	-	-
Ida Township, Precinct 1	-	-	-	-	-
Ida Township, Precinct 2	-	-	-	-	-
LaSalle Township, Precinct 1	-	-	-	-	-
LaSalle Township, Precinct 2	-	-	-	-	-
London Township, Precinct 1	-	-	-	-	-
Milan Township, Precinct 1	-	-	-	-	-
Monroe Charter Township, Precinct 1	-	-	-	-	-
Monroe Charter Township, Precinct 2	-	-	-	-	-
Monroe Charter Township, Precinct 3	-	-	-	-	-
Monroe Charter Township, Precinct 4	-	-	-	-	-
Monroe Charter Township, Precinct 5	-	-	-	-	-
Monroe Charter Township, Precinct 6	-	-	-	-	-

Statement of Votes Cast
Monroe County
August 2010
SOVC For Jurisdiction Wide, All Counters, All Races
Official results

	County Commissioner #9				
	Reg. Voters	Vote For	Total Votes	Write-In Votes	
Raisinville Township, Precinct 1	-	-	-	-	-
Raisinville Township, Precinct 2	-	-	-	-	-
Summerfield Township, Precinct 1	-	-	-	-	-
Whiteford Township, Precinct 1	-	-	-	-	-
Whiteford Township, Precinct 2	-	-	-	-	-
Total	12330	8	27	27	100.00%

Statement of Votes Cast
Monroe County
August 2010
SOVC For Jurisdiction Wide, All Counters, All Races
Official results

	Whiteford Supervisor				
	Reg. Voters	Vote For	Total Votes	Bernice L. Heidelber (DEM)	Write-In Votes
Jurisdiction Wide					
City of Luna Pier, Precinct 1	-	-	-	-	-
City of Milan, Precinct 1	-	-	-	-	-
City of Monroe, Precinct 1	-	-	-	-	-
City of Monroe, Precinct 2	-	-	-	-	-
City of Monroe, Precinct 3N	-	-	-	-	-
City of Monroe, Precinct 3S	-	-	-	-	-
City of Monroe, Precinct 4	-	-	-	-	-
City of Monroe, Precinct 5	-	-	-	-	-
City of Monroe, Precinct 6	-	-	-	-	-
City of Petersburg, Precinct 1	-	-	-	-	-
Ash Township, Precinct 1	-	-	-	-	-
Ash Township, Precinct 2	-	-	-	-	-
Ash Township, Precinct 3	-	-	-	-	-
Bedford Township, Precinct 1	-	-	-	-	-
Bedford Township, Precinct 2	-	-	-	-	-
Bedford Township, Precinct 3	-	-	-	-	-
Bedford Township, Precinct 4	-	-	-	-	-
Bedford Township, Precinct 5	-	-	-	-	-
Bedford Township, Precinct 6	-	-	-	-	-
Bedford Township, Precinct 7	-	-	-	-	-
Bedford Township, Precinct 8	-	-	-	-	-
Bedford Township, Precinct 9	-	-	-	-	-
Bedford Township, Precinct 10	-	-	-	-	-
Bedford Township, Precinct 11	-	-	-	-	-
Bedford Township, Precinct 12	-	-	-	-	-
Bedford Township, Precinct 13	-	-	-	-	-
Bedford Township, Precinct 14	-	-	-	-	-
Berlin Township, Precinct 1	-	-	-	-	-
Berlin Township, Precinct 2	-	-	-	-	-
Berlin Township, Precinct 3	-	-	-	-	-
Berlin Township, Precinct 4	-	-	-	-	-
Dundee Township, Precinct 1	-	-	-	-	-
Dundee Township, Precinct 2	-	-	-	-	-
Dundee Township, Precinct 3	-	-	-	-	-
Erie Township, Precinct 1	-	-	-	-	-
Erie Township, Precinct 2	-	-	-	-	-
Exeter Township, Precinct 1	-	-	-	-	-
Exeter Township, Precinct 2	-	-	-	-	-
Frenchtown Township, Precinct 1	-	-	-	-	-
Frenchtown Township, Precinct 2	-	-	-	-	-
Frenchtown Township, Precinct 3	-	-	-	-	-
Frenchtown Township, Precinct 4	-	-	-	-	-
Frenchtown Township, Precinct 5	-	-	-	-	-
Frenchtown Township, Precinct 6	-	-	-	-	-
Frenchtown Township, Precinct 7	-	-	-	-	-
Frenchtown Township, Precinct 8	-	-	-	-	-
Frenchtown Township, Precinct 9	-	-	-	-	-
Ida Township, Precinct 1	-	-	-	-	-
Ida Township, Precinct 2	-	-	-	-	-
LaSalle Township, Precinct 1	-	-	-	-	-
LaSalle Township, Precinct 2	-	-	-	-	-
London Township, Precinct 1	-	-	-	-	-
Milan Township, Precinct 1	-	-	-	-	-
Monroe Charter Township, Precinct 1	-	-	-	-	-
Monroe Charter Township, Precinct 2	-	-	-	-	-
Monroe Charter Township, Precinct 3	-	-	-	-	-
Monroe Charter Township, Precinct 4	-	-	-	-	-
Monroe Charter Township, Precinct 5	-	-	-	-	-
Monroe Charter Township, Precinct 6	-	-	-	-	-

Statement of Votes Cast
Monroe County
August 2010
SOVC For Jurisdiction Wide, All Counters, All Races
Official results

	Whiteford Supervisor						
	Reg. Voters	Vote For	Total Votes	Bernice L. Heidelber (DEM)		Write-In Votes	
Raisinville Township, Precinct 1	-	-	-	-	-	-	-
Raisinville Township, Precinct 2	-	-	-	-	-	-	-
Summerfield Township, Precinct 1	-	-	-	-	-	-	-
Whiteford Township, Precinct 1	1903	1	61	60	98.36%	1	1.64%
Whiteford Township, Precinct 2	1529	1	37	37	100.00%	0	0.00%
Total	3432	2	98	97	98.98%	1	1.02%

Statement of Votes Cast
Monroe County
August 2010
SOVC For Jurisdiction Wide, All Counters, All Races
Official results

	Township Clerk				
	Reg. Voters	Vote For	Total Votes	Patricia Nidek (DEM)	Write-In Votes
Jurisdiction Wide					
City of Luna Pier, Precinct 1	-	-	-	-	-
City of Milan, Precinct 1	-	-	-	-	-
City of Monroe, Precinct 1	-	-	-	-	-
City of Monroe, Precinct 2	-	-	-	-	-
City of Monroe, Precinct 3N	-	-	-	-	-
City of Monroe, Precinct 3S	-	-	-	-	-
City of Monroe, Precinct 4	-	-	-	-	-
City of Monroe, Precinct 5	-	-	-	-	-
City of Monroe, Precinct 6	-	-	-	-	-
City of Petersburg, Precinct 1	-	-	-	-	-
Ash Township, Precinct 1	-	-	-	-	-
Ash Township, Precinct 2	-	-	-	-	-
Ash Township, Precinct 3	-	-	-	-	-
Bedford Township, Precinct 1	-	-	-	-	-
Bedford Township, Precinct 2	-	-	-	-	-
Bedford Township, Precinct 3	-	-	-	-	-
Bedford Township, Precinct 4	-	-	-	-	-
Bedford Township, Precinct 5	-	-	-	-	-
Bedford Township, Precinct 6	-	-	-	-	-
Bedford Township, Precinct 7	-	-	-	-	-
Bedford Township, Precinct 8	-	-	-	-	-
Bedford Township, Precinct 9	-	-	-	-	-
Bedford Township, Precinct 10	-	-	-	-	-
Bedford Township, Precinct 11	-	-	-	-	-
Bedford Township, Precinct 12	-	-	-	-	-
Bedford Township, Precinct 13	-	-	-	-	-
Bedford Township, Precinct 14	-	-	-	-	-
Berlin Township, Precinct 1	-	-	-	-	-
Berlin Township, Precinct 2	-	-	-	-	-
Berlin Township, Precinct 3	-	-	-	-	-
Berlin Township, Precinct 4	-	-	-	-	-
Dundee Township, Precinct 1	-	-	-	-	-
Dundee Township, Precinct 2	-	-	-	-	-
Dundee Township, Precinct 3	-	-	-	-	-
Erie Township, Precinct 1	-	-	-	-	-
Erie Township, Precinct 2	-	-	-	-	-
Exeter Township, Precinct 1	-	-	-	-	-
Exeter Township, Precinct 2	-	-	-	-	-
Frenchtown Township, Precinct 1	-	-	-	-	-
Frenchtown Township, Precinct 2	-	-	-	-	-
Frenchtown Township, Precinct 3	-	-	-	-	-
Frenchtown Township, Precinct 4	-	-	-	-	-
Frenchtown Township, Precinct 5	-	-	-	-	-
Frenchtown Township, Precinct 6	-	-	-	-	-
Frenchtown Township, Precinct 7	-	-	-	-	-
Frenchtown Township, Precinct 8	-	-	-	-	-
Frenchtown Township, Precinct 9	-	-	-	-	-
Ida Township, Precinct 1	-	-	-	-	-
Ida Township, Precinct 2	-	-	-	-	-
LaSalle Township, Precinct 1	-	-	-	-	-
LaSalle Township, Precinct 2	-	-	-	-	-
London Township, Precinct 1	-	-	-	-	-
Milan Township, Precinct 1	-	-	-	-	-
Monroe Charter Township, Precinct 1	-	-	-	-	-
Monroe Charter Township, Precinct 2	-	-	-	-	-
Monroe Charter Township, Precinct 3	-	-	-	-	-
Monroe Charter Township, Precinct 4	-	-	-	-	-
Monroe Charter Township, Precinct 5	-	-	-	-	-
Monroe Charter Township, Precinct 6	-	-	-	-	-

Statement of Votes Cast
Monroe County
August 2010
SOVC For Jurisdiction Wide, All Counters, All Races
Official results

	Township Clerk						
	Reg. Voters	Vote For	Total Votes	Patricia Nidek (DEM)		Write-In Votes	
Raisinville Township, Precinct 1	-	-	-	-	-	-	-
Raisinville Township, Precinct 2	-	-	-	-	-	-	-
Summerfield Township, Precinct 1	-	-	-	-	-	-	-
Whiteford Township, Precinct 1	1903	1	54	54	100.00%	0	0.00%
Whiteford Township, Precinct 2	1529	1	34	34	100.00%	0	0.00%
Total	3432	2	88	88	100.00%	0	0.00%

Statement of Votes Cast
Monroe County
August 2010
SOVC For Jurisdiction Wide, All Counters, All Races
Official results

	City of Luna Pier #1				City of Milan			
	Reg. Voters	Vote For	Total Votes	Write-In Votes	Reg. Voters	Vote For	Total Votes	Write-In Votes
Jurisdiction Wide								
City of Luna Pier, Precinct 1	1171	3	3	3 100.00%	-	-	-	-
City of Milan, Precinct 1	-	-	-	-	1395	2	1	1 100.00%
City of Monroe, Precinct 1	-	-	-	-	-	-	-	-
City of Monroe, Precinct 2	-	-	-	-	-	-	-	-
City of Monroe, Precinct 3N	-	-	-	-	-	-	-	-
City of Monroe, Precinct 3S	-	-	-	-	-	-	-	-
City of Monroe, Precinct 4	-	-	-	-	-	-	-	-
City of Monroe, Precinct 5	-	-	-	-	-	-	-	-
City of Monroe, Precinct 6	-	-	-	-	-	-	-	-
City of Petersburg, Precinct 1	-	-	-	-	-	-	-	-
Ash Township, Precinct 1	-	-	-	-	-	-	-	-
Ash Township, Precinct 2	-	-	-	-	-	-	-	-
Ash Township, Precinct 3	-	-	-	-	-	-	-	-
Bedford Township, Precinct 1	-	-	-	-	-	-	-	-
Bedford Township, Precinct 2	-	-	-	-	-	-	-	-
Bedford Township, Precinct 3	-	-	-	-	-	-	-	-
Bedford Township, Precinct 4	-	-	-	-	-	-	-	-
Bedford Township, Precinct 5	-	-	-	-	-	-	-	-
Bedford Township, Precinct 6	-	-	-	-	-	-	-	-
Bedford Township, Precinct 7	-	-	-	-	-	-	-	-
Bedford Township, Precinct 8	-	-	-	-	-	-	-	-
Bedford Township, Precinct 9	-	-	-	-	-	-	-	-
Bedford Township, Precinct 10	-	-	-	-	-	-	-	-
Bedford Township, Precinct 11	-	-	-	-	-	-	-	-
Bedford Township, Precinct 12	-	-	-	-	-	-	-	-
Bedford Township, Precinct 13	-	-	-	-	-	-	-	-
Bedford Township, Precinct 14	-	-	-	-	-	-	-	-
Berlin Township, Precinct 1	-	-	-	-	-	-	-	-
Berlin Township, Precinct 2	-	-	-	-	-	-	-	-
Berlin Township, Precinct 3	-	-	-	-	-	-	-	-
Berlin Township, Precinct 4	-	-	-	-	-	-	-	-
Dundee Township, Precinct 1	-	-	-	-	-	-	-	-
Dundee Township, Precinct 2	-	-	-	-	-	-	-	-
Dundee Township, Precinct 3	-	-	-	-	-	-	-	-
Erie Township, Precinct 1	-	-	-	-	-	-	-	-
Erie Township, Precinct 2	-	-	-	-	-	-	-	-
Exeter Township, Precinct 1	-	-	-	-	-	-	-	-
Exeter Township, Precinct 2	-	-	-	-	-	-	-	-
Frenchtown Township, Precinct 1	-	-	-	-	-	-	-	-
Frenchtown Township, Precinct 2	-	-	-	-	-	-	-	-
Frenchtown Township, Precinct 3	-	-	-	-	-	-	-	-
Frenchtown Township, Precinct 4	-	-	-	-	-	-	-	-
Frenchtown Township, Precinct 5	-	-	-	-	-	-	-	-
Frenchtown Township, Precinct 6	-	-	-	-	-	-	-	-
Frenchtown Township, Precinct 7	-	-	-	-	-	-	-	-
Frenchtown Township, Precinct 8	-	-	-	-	-	-	-	-
Frenchtown Township, Precinct 9	-	-	-	-	-	-	-	-
Ida Township, Precinct 1	-	-	-	-	-	-	-	-
Ida Township, Precinct 2	-	-	-	-	-	-	-	-
LaSalle Township, Precinct 1	-	-	-	-	-	-	-	-
LaSalle Township, Precinct 2	-	-	-	-	-	-	-	-
London Township, Precinct 1	-	-	-	-	-	-	-	-
Milan Township, Precinct 1	-	-	-	-	-	-	-	-
Monroe Charter Township, Precinct 1	-	-	-	-	-	-	-	-
Monroe Charter Township, Precinct 2	-	-	-	-	-	-	-	-
Monroe Charter Township, Precinct 3	-	-	-	-	-	-	-	-
Monroe Charter Township, Precinct 4	-	-	-	-	-	-	-	-
Monroe Charter Township, Precinct 5	-	-	-	-	-	-	-	-
Monroe Charter Township, Precinct 6	-	-	-	-	-	-	-	-

Statement of Votes Cast
Monroe County
August 2010
SOVC For Jurisdiction Wide, All Counters, All Races
Official results

	City of Luna Pier #1					City of Milan				
	Reg. Voters	Vote For	Total Votes	Write-In Votes		Reg. Voters	Vote For	Total Votes	Write-In Votes	
Raisinville Township, Precinct 1	-	-	-	-	-	-	-	-	-	-
Raisinville Township, Precinct 2	-	-	-	-	-	-	-	-	-	-
Summerfield Township, Precinct 1	-	-	-	-	-	-	-	-	-	-
Whiteford Township, Precinct 1	-	-	-	-	-	-	-	-	-	-
Whiteford Township, Precinct 2	-	-	-	-	-	-	-	-	-	-
Total	1171	3	3	3	100.00%	1395	2	1	1	100.00%

Statement of Votes Cast
Monroe County
August 2010
SOVC For Jurisdiction Wide, All Counters, All Races
Official results

City of Monroe #1

	Reg. Voters	Vote For	Total Votes	Constance L. Hayter (DEM)		Michael J. Hayter (DEM)		Dan Minton (DEM)	
Jurisdiction Wide									
City of Luna Pier, Precinct 1	-	-	-	-	-	-	-	-	-
City of Milan, Precinct 1	-	-	-	-	-	-	-	-	-
City of Monroe, Precinct 1	2498	6	321	80	24.92%	69	21.50%	86	26.79%
City of Monroe, Precinct 2	-	-	-	-	-	-	-	-	-
City of Monroe, Precinct 3N	-	-	-	-	-	-	-	-	-
City of Monroe, Precinct 3S	-	-	-	-	-	-	-	-	-
City of Monroe, Precinct 4	-	-	-	-	-	-	-	-	-
City of Monroe, Precinct 5	-	-	-	-	-	-	-	-	-
City of Monroe, Precinct 6	-	-	-	-	-	-	-	-	-
City of Petersburg, Precinct 1	-	-	-	-	-	-	-	-	-
Ash Township, Precinct 1	-	-	-	-	-	-	-	-	-
Ash Township, Precinct 2	-	-	-	-	-	-	-	-	-
Ash Township, Precinct 3	-	-	-	-	-	-	-	-	-
Bedford Township, Precinct 1	-	-	-	-	-	-	-	-	-
Bedford Township, Precinct 2	-	-	-	-	-	-	-	-	-
Bedford Township, Precinct 3	-	-	-	-	-	-	-	-	-
Bedford Township, Precinct 4	-	-	-	-	-	-	-	-	-
Bedford Township, Precinct 5	-	-	-	-	-	-	-	-	-
Bedford Township, Precinct 6	-	-	-	-	-	-	-	-	-
Bedford Township, Precinct 7	-	-	-	-	-	-	-	-	-
Bedford Township, Precinct 8	-	-	-	-	-	-	-	-	-
Bedford Township, Precinct 9	-	-	-	-	-	-	-	-	-
Bedford Township, Precinct 10	-	-	-	-	-	-	-	-	-
Bedford Township, Precinct 11	-	-	-	-	-	-	-	-	-
Bedford Township, Precinct 12	-	-	-	-	-	-	-	-	-
Bedford Township, Precinct 13	-	-	-	-	-	-	-	-	-
Bedford Township, Precinct 14	-	-	-	-	-	-	-	-	-
Berlin Township, Precinct 1	-	-	-	-	-	-	-	-	-
Berlin Township, Precinct 2	-	-	-	-	-	-	-	-	-
Berlin Township, Precinct 3	-	-	-	-	-	-	-	-	-
Berlin Township, Precinct 4	-	-	-	-	-	-	-	-	-
Dundee Township, Precinct 1	-	-	-	-	-	-	-	-	-
Dundee Township, Precinct 2	-	-	-	-	-	-	-	-	-
Dundee Township, Precinct 3	-	-	-	-	-	-	-	-	-
Erie Township, Precinct 1	-	-	-	-	-	-	-	-	-
Erie Township, Precinct 2	-	-	-	-	-	-	-	-	-
Exeter Township, Precinct 1	-	-	-	-	-	-	-	-	-
Exeter Township, Precinct 2	-	-	-	-	-	-	-	-	-
Frenchtown Township, Precinct 1	-	-	-	-	-	-	-	-	-
Frenchtown Township, Precinct 2	-	-	-	-	-	-	-	-	-
Frenchtown Township, Precinct 3	-	-	-	-	-	-	-	-	-
Frenchtown Township, Precinct 4	-	-	-	-	-	-	-	-	-
Frenchtown Township, Precinct 5	-	-	-	-	-	-	-	-	-
Frenchtown Township, Precinct 6	-	-	-	-	-	-	-	-	-
Frenchtown Township, Precinct 7	-	-	-	-	-	-	-	-	-
Frenchtown Township, Precinct 8	-	-	-	-	-	-	-	-	-
Frenchtown Township, Precinct 9	-	-	-	-	-	-	-	-	-
Ida Township, Precinct 1	-	-	-	-	-	-	-	-	-
Ida Township, Precinct 2	-	-	-	-	-	-	-	-	-
LaSalle Township, Precinct 1	-	-	-	-	-	-	-	-	-
LaSalle Township, Precinct 2	-	-	-	-	-	-	-	-	-
London Township, Precinct 1	-	-	-	-	-	-	-	-	-
Milan Township, Precinct 1	-	-	-	-	-	-	-	-	-
Monroe Charter Township, Precinct 1	-	-	-	-	-	-	-	-	-
Monroe Charter Township, Precinct 2	-	-	-	-	-	-	-	-	-
Monroe Charter Township, Precinct 3	-	-	-	-	-	-	-	-	-
Monroe Charter Township, Precinct 4	-	-	-	-	-	-	-	-	-
Monroe Charter Township, Precinct 5	-	-	-	-	-	-	-	-	-
Monroe Charter Township, Precinct 6	-	-	-	-	-	-	-	-	-

Statement of Votes Cast
Monroe County
August 2010
SOVC For Jurisdiction Wide, All Counters, All Races
Official results

City of Monroe #1

	Reg. Voters	Vote For	Total Votes	Constance L. Hayter (DEM)		Michael J. Hayter (DEM)		Dan Minton (DEM)	
Raisinville Township, Precinct 1	-	-	-	-	-	-	-	-	-
Raisinville Township, Precinct 2	-	-	-	-	-	-	-	-	-
Summerfield Township, Precinct 1	-	-	-	-	-	-	-	-	-
Whiteford Township, Precinct 1	-	-	-	-	-	-	-	-	-
Whiteford Township, Precinct 2	-	-	-	-	-	-	-	-	-
Total	2498	6	321	80	24.92%	69	21.50%	86	26.79%

Statement of Votes Cast
Monroe County
August 2010
SOVC For Jurisdiction Wide, All Counters, All Races
Official results

	City of Monroe #1			
	Joshua Myers (DEM)		Write-In Votes	
Jurisdiction Wide				
City of Luna Pier, Precinct 1	-	-	-	-
City of Milan, Precinct 1	-	-	-	-
City of Monroe, Precinct 1	78	24.30%	8	2.49%
City of Monroe, Precinct 2	-	-	-	-
City of Monroe, Precinct 3N	-	-	-	-
City of Monroe, Precinct 3S	-	-	-	-
City of Monroe, Precinct 4	-	-	-	-
City of Monroe, Precinct 5	-	-	-	-
City of Monroe, Precinct 6	-	-	-	-
City of Petersburg, Precinct 1	-	-	-	-
Ash Township, Precinct 1	-	-	-	-
Ash Township, Precinct 2	-	-	-	-
Ash Township, Precinct 3	-	-	-	-
Bedford Township, Precinct 1	-	-	-	-
Bedford Township, Precinct 2	-	-	-	-
Bedford Township, Precinct 3	-	-	-	-
Bedford Township, Precinct 4	-	-	-	-
Bedford Township, Precinct 5	-	-	-	-
Bedford Township, Precinct 6	-	-	-	-
Bedford Township, Precinct 7	-	-	-	-
Bedford Township, Precinct 8	-	-	-	-
Bedford Township, Precinct 9	-	-	-	-
Bedford Township, Precinct 10	-	-	-	-
Bedford Township, Precinct 11	-	-	-	-
Bedford Township, Precinct 12	-	-	-	-
Bedford Township, Precinct 13	-	-	-	-
Bedford Township, Precinct 14	-	-	-	-
Berlin Township, Precinct 1	-	-	-	-
Berlin Township, Precinct 2	-	-	-	-
Berlin Township, Precinct 3	-	-	-	-
Berlin Township, Precinct 4	-	-	-	-
Dundee Township, Precinct 1	-	-	-	-
Dundee Township, Precinct 2	-	-	-	-
Dundee Township, Precinct 3	-	-	-	-
Erie Township, Precinct 1	-	-	-	-
Erie Township, Precinct 2	-	-	-	-
Exeter Township, Precinct 1	-	-	-	-
Exeter Township, Precinct 2	-	-	-	-
Frenchtown Township, Precinct 1	-	-	-	-
Frenchtown Township, Precinct 2	-	-	-	-
Frenchtown Township, Precinct 3	-	-	-	-
Frenchtown Township, Precinct 4	-	-	-	-
Frenchtown Township, Precinct 5	-	-	-	-
Frenchtown Township, Precinct 6	-	-	-	-
Frenchtown Township, Precinct 7	-	-	-	-
Frenchtown Township, Precinct 8	-	-	-	-
Frenchtown Township, Precinct 9	-	-	-	-
Ida Township, Precinct 1	-	-	-	-
Ida Township, Precinct 2	-	-	-	-
LaSalle Township, Precinct 1	-	-	-	-
LaSalle Township, Precinct 2	-	-	-	-
London Township, Precinct 1	-	-	-	-
Milan Township, Precinct 1	-	-	-	-
Monroe Charter Township, Precinct 1	-	-	-	-
Monroe Charter Township, Precinct 2	-	-	-	-
Monroe Charter Township, Precinct 3	-	-	-	-
Monroe Charter Township, Precinct 4	-	-	-	-
Monroe Charter Township, Precinct 5	-	-	-	-
Monroe Charter Township, Precinct 6	-	-	-	-

Richard Sonak - 2

Heidi Polley - 3

Statement of Votes Cast
Monroe County
August 2010
SOVC For Jurisdiction Wide, All Counters, All Races
Official results

	City of Monroe #1			
	Joshua Myers (DEM)		Write-In Votes	
Raisinville Township, Precinct 1	-	-	-	-
Raisinville Township, Precinct 2	-	-	-	-
Summerfield Township, Precinct 1	-	-	-	-
Whiteford Township, Precinct 1	-	-	-	-
Whiteford Township, Precinct 2	-	-	-	-
Total	78	24.30%	8	2.49%

Statement of Votes Cast
Monroe County
August 2010
SOVC For Jurisdiction Wide, All Counters, All Races
Official results

City of Monroe #2

	Reg. Voters	Vote For	Total Votes	Jerry Lynn McKart (DEM)		Write-In Votes	
Jurisdiction Wide							
City of Luna Pier, Precinct 1	-	-	-	-	-	-	-
City of Milan, Precinct 1	-	-	-	-	-	-	-
City of Monroe, Precinct 1	-	-	-	-	-	-	-
City of Monroe, Precinct 2	2328	6	115	104	90.43%	11	9.57%
City of Monroe, Precinct 3N	-	-	-	-	-	-	-
City of Monroe, Precinct 3S	-	-	-	-	-	-	-
City of Monroe, Precinct 4	-	-	-	-	-	-	-
City of Monroe, Precinct 5	-	-	-	-	-	-	-
City of Monroe, Precinct 6	-	-	-	-	-	-	-
City of Petersburg, Precinct 1	-	-	-	-	-	-	-
Ash Township, Precinct 1	-	-	-	-	-	-	-
Ash Township, Precinct 2	-	-	-	-	-	-	-
Ash Township, Precinct 3	-	-	-	-	-	-	-
Bedford Township, Precinct 1	-	-	-	-	-	-	-
Bedford Township, Precinct 2	-	-	-	-	-	-	-
Bedford Township, Precinct 3	-	-	-	-	-	-	-
Bedford Township, Precinct 4	-	-	-	-	-	-	-
Bedford Township, Precinct 5	-	-	-	-	-	-	-
Bedford Township, Precinct 6	-	-	-	-	-	-	-
Bedford Township, Precinct 7	-	-	-	-	-	-	-
Bedford Township, Precinct 8	-	-	-	-	-	-	-
Bedford Township, Precinct 9	-	-	-	-	-	-	-
Bedford Township, Precinct 10	-	-	-	-	-	-	-
Bedford Township, Precinct 11	-	-	-	-	-	-	-
Bedford Township, Precinct 12	-	-	-	-	-	-	-
Bedford Township, Precinct 13	-	-	-	-	-	-	-
Bedford Township, Precinct 14	-	-	-	-	-	-	-
Berlin Township, Precinct 1	-	-	-	-	-	-	-
Berlin Township, Precinct 2	-	-	-	-	-	-	-
Berlin Township, Precinct 3	-	-	-	-	-	-	-
Berlin Township, Precinct 4	-	-	-	-	-	-	-
Dundee Township, Precinct 1	-	-	-	-	-	-	-
Dundee Township, Precinct 2	-	-	-	-	-	-	-
Dundee Township, Precinct 3	-	-	-	-	-	-	-
Erie Township, Precinct 1	-	-	-	-	-	-	-
Erie Township, Precinct 2	-	-	-	-	-	-	-
Exeter Township, Precinct 1	-	-	-	-	-	-	-
Exeter Township, Precinct 2	-	-	-	-	-	-	-
Frenchtown Township, Precinct 1	-	-	-	-	-	-	-
Frenchtown Township, Precinct 2	-	-	-	-	-	-	-
Frenchtown Township, Precinct 3	-	-	-	-	-	-	-
Frenchtown Township, Precinct 4	-	-	-	-	-	-	-
Frenchtown Township, Precinct 5	-	-	-	-	-	-	-
Frenchtown Township, Precinct 6	-	-	-	-	-	-	-
Frenchtown Township, Precinct 7	-	-	-	-	-	-	-
Frenchtown Township, Precinct 8	-	-	-	-	-	-	-
Frenchtown Township, Precinct 9	-	-	-	-	-	-	-
Ida Township, Precinct 1	-	-	-	-	-	-	-
Ida Township, Precinct 2	-	-	-	-	-	-	-
LaSalle Township, Precinct 1	-	-	-	-	-	-	-
LaSalle Township, Precinct 2	-	-	-	-	-	-	-
London Township, Precinct 1	-	-	-	-	-	-	-
Milan Township, Precinct 1	-	-	-	-	-	-	-
Monroe Charter Township, Precinct 1	-	-	-	-	-	-	-
Monroe Charter Township, Precinct 2	-	-	-	-	-	-	-
Monroe Charter Township, Precinct 3	-	-	-	-	-	-	-
Monroe Charter Township, Precinct 4	-	-	-	-	-	-	-
Monroe Charter Township, Precinct 5	-	-	-	-	-	-	-
Monroe Charter Township, Precinct 6	-	-	-	-	-	-	-

Write In

Brian Bowman 2

Preston Eugene McKart 4

Jude Dingman 2

Statement of Votes Cast
Monroe County
August 2010
SOVC For Jurisdiction Wide, All Counters, All Races
Official results

	City of Monroe #2						
	Reg. Voters	Vote For	Total Votes	Jerry Lynn McKart (DEM)		Write-In Votes	
Raisinville Township, Precinct 1	-	-	-	-	-	-	-
Raisinville Township, Precinct 2	-	-	-	-	-	-	-
Summerfield Township, Precinct 1	-	-	-	-	-	-	-
Whiteford Township, Precinct 1	-	-	-	-	-	-	-
Whiteford Township, Precinct 2	-	-	-	-	-	-	-
Total	2328	6	115	104	90.43%	11	9.57%

Statement of Votes Cast
Monroe County
August 2010
SOVC For Jurisdiction Wide, All Counters, All Races
Official results

City of Monroe #3N

	Reg. Voters	Vote For	Total Votes	Bonadine Finzel-Dost (DEM)		Johnnie A. Moore (DEM)		Write-In Votes	
Jurisdiction Wide									
City of Luna Pier, Precinct 1	-	-	-	-	-	-	-	-	-
City of Milan, Precinct 1	-	-	-	-	-	-	-	-	-
City of Monroe, Precinct 1	-	-	-	-	-	-	-	-	-
City of Monroe, Precinct 2	-	-	-	-	-	-	-	-	-
City of Monroe, Precinct 3N	1178	3	60	31	51.67%	29	48.33%	0	0.00%
City of Monroe, Precinct 3S	-	-	-	-	-	-	-	-	-
City of Monroe, Precinct 4	-	-	-	-	-	-	-	-	-
City of Monroe, Precinct 5	-	-	-	-	-	-	-	-	-
City of Monroe, Precinct 6	-	-	-	-	-	-	-	-	-
City of Petersburg, Precinct 1	-	-	-	-	-	-	-	-	-
Ash Township, Precinct 1	-	-	-	-	-	-	-	-	-
Ash Township, Precinct 2	-	-	-	-	-	-	-	-	-
Ash Township, Precinct 3	-	-	-	-	-	-	-	-	-
Bedford Township, Precinct 1	-	-	-	-	-	-	-	-	-
Bedford Township, Precinct 2	-	-	-	-	-	-	-	-	-
Bedford Township, Precinct 3	-	-	-	-	-	-	-	-	-
Bedford Township, Precinct 4	-	-	-	-	-	-	-	-	-
Bedford Township, Precinct 5	-	-	-	-	-	-	-	-	-
Bedford Township, Precinct 6	-	-	-	-	-	-	-	-	-
Bedford Township, Precinct 7	-	-	-	-	-	-	-	-	-
Bedford Township, Precinct 8	-	-	-	-	-	-	-	-	-
Bedford Township, Precinct 9	-	-	-	-	-	-	-	-	-
Bedford Township, Precinct 10	-	-	-	-	-	-	-	-	-
Bedford Township, Precinct 11	-	-	-	-	-	-	-	-	-
Bedford Township, Precinct 12	-	-	-	-	-	-	-	-	-
Bedford Township, Precinct 13	-	-	-	-	-	-	-	-	-
Bedford Township, Precinct 14	-	-	-	-	-	-	-	-	-
Berlin Township, Precinct 1	-	-	-	-	-	-	-	-	-
Berlin Township, Precinct 2	-	-	-	-	-	-	-	-	-
Berlin Township, Precinct 3	-	-	-	-	-	-	-	-	-
Berlin Township, Precinct 4	-	-	-	-	-	-	-	-	-
Dundee Township, Precinct 1	-	-	-	-	-	-	-	-	-
Dundee Township, Precinct 2	-	-	-	-	-	-	-	-	-
Dundee Township, Precinct 3	-	-	-	-	-	-	-	-	-
Erie Township, Precinct 1	-	-	-	-	-	-	-	-	-
Erie Township, Precinct 2	-	-	-	-	-	-	-	-	-
Exeter Township, Precinct 1	-	-	-	-	-	-	-	-	-
Exeter Township, Precinct 2	-	-	-	-	-	-	-	-	-
Frenchtown Township, Precinct 1	-	-	-	-	-	-	-	-	-
Frenchtown Township, Precinct 2	-	-	-	-	-	-	-	-	-
Frenchtown Township, Precinct 3	-	-	-	-	-	-	-	-	-
Frenchtown Township, Precinct 4	-	-	-	-	-	-	-	-	-
Frenchtown Township, Precinct 5	-	-	-	-	-	-	-	-	-
Frenchtown Township, Precinct 6	-	-	-	-	-	-	-	-	-
Frenchtown Township, Precinct 7	-	-	-	-	-	-	-	-	-
Frenchtown Township, Precinct 8	-	-	-	-	-	-	-	-	-
Frenchtown Township, Precinct 9	-	-	-	-	-	-	-	-	-
Ida Township, Precinct 1	-	-	-	-	-	-	-	-	-
Ida Township, Precinct 2	-	-	-	-	-	-	-	-	-
LaSalle Township, Precinct 1	-	-	-	-	-	-	-	-	-
LaSalle Township, Precinct 2	-	-	-	-	-	-	-	-	-
London Township, Precinct 1	-	-	-	-	-	-	-	-	-
Milan Township, Precinct 1	-	-	-	-	-	-	-	-	-
Monroe Charter Township, Precinct 1	-	-	-	-	-	-	-	-	-
Monroe Charter Township, Precinct 2	-	-	-	-	-	-	-	-	-
Monroe Charter Township, Precinct 3	-	-	-	-	-	-	-	-	-
Monroe Charter Township, Precinct 4	-	-	-	-	-	-	-	-	-
Monroe Charter Township, Precinct 5	-	-	-	-	-	-	-	-	-
Monroe Charter Township, Precinct 6	-	-	-	-	-	-	-	-	-

Statement of Votes Cast
Monroe County
August 2010
SOVC For Jurisdiction Wide, All Counters, All Races
Official results

	City of Monroe #3N								
	Reg. Voters	Vote For	Total Votes	Bonadine Finzel-Dost (DEM)		Johnnie A. Moore (DEM)		Write-In Votes	
Raisinville Township, Precinct 1	-	-	-	-	-	-	-	-	-
Raisinville Township, Precinct 2	-	-	-	-	-	-	-	-	-
Summerfield Township, Precinct 1	-	-	-	-	-	-	-	-	-
Whiteford Township, Precinct 1	-	-	-	-	-	-	-	-	-
Whiteford Township, Precinct 2	-	-	-	-	-	-	-	-	-
Total	1178	3	60	31	51.67%	29	48.33%	0	0.00%

Write In

Charles Abrams - D

Statement of Votes Cast
Monroe County
August 2010
SOVC For Jurisdiction Wide, All Counters, All Races
Official results

City of Monroe #3S

	Reg. Voters	Vote For	Total Votes	Janice Jackson Austi (DEM)		Write-In Votes	
Jurisdiction Wide							
City of Luna Pier, Precinct 1	-	-	-	-	-	-	-
City of Milan, Precinct 1	-	-	-	-	-	-	-
City of Monroe, Precinct 1	-	-	-	-	-	-	-
City of Monroe, Precinct 2	-	-	-	-	-	-	-
City of Monroe, Precinct 3N	-	-	-	-	-	-	-
City of Monroe, Precinct 3S	1382	3	60	57	95.00%	3	5.00%
City of Monroe, Precinct 4	-	-	-	-	-	-	-
City of Monroe, Precinct 5	-	-	-	-	-	-	-
City of Monroe, Precinct 6	-	-	-	-	-	-	-
City of Petersburg, Precinct 1	-	-	-	-	-	-	-
Ash Township, Precinct 1	-	-	-	-	-	-	-
Ash Township, Precinct 2	-	-	-	-	-	-	-
Ash Township, Precinct 3	-	-	-	-	-	-	-
Bedford Township, Precinct 1	-	-	-	-	-	-	-
Bedford Township, Precinct 2	-	-	-	-	-	-	-
Bedford Township, Precinct 3	-	-	-	-	-	-	-
Bedford Township, Precinct 4	-	-	-	-	-	-	-
Bedford Township, Precinct 5	-	-	-	-	-	-	-
Bedford Township, Precinct 6	-	-	-	-	-	-	-
Bedford Township, Precinct 7	-	-	-	-	-	-	-
Bedford Township, Precinct 8	-	-	-	-	-	-	-
Bedford Township, Precinct 9	-	-	-	-	-	-	-
Bedford Township, Precinct 10	-	-	-	-	-	-	-
Bedford Township, Precinct 11	-	-	-	-	-	-	-
Bedford Township, Precinct 12	-	-	-	-	-	-	-
Bedford Township, Precinct 13	-	-	-	-	-	-	-
Bedford Township, Precinct 14	-	-	-	-	-	-	-
Berlin Township, Precinct 1	-	-	-	-	-	-	-
Berlin Township, Precinct 2	-	-	-	-	-	-	-
Berlin Township, Precinct 3	-	-	-	-	-	-	-
Berlin Township, Precinct 4	-	-	-	-	-	-	-
Dundee Township, Precinct 1	-	-	-	-	-	-	-
Dundee Township, Precinct 2	-	-	-	-	-	-	-
Dundee Township, Precinct 3	-	-	-	-	-	-	-
Erie Township, Precinct 1	-	-	-	-	-	-	-
Erie Township, Precinct 2	-	-	-	-	-	-	-
Exeter Township, Precinct 1	-	-	-	-	-	-	-
Exeter Township, Precinct 2	-	-	-	-	-	-	-
Frenchtown Township, Precinct 1	-	-	-	-	-	-	-
Frenchtown Township, Precinct 2	-	-	-	-	-	-	-
Frenchtown Township, Precinct 3	-	-	-	-	-	-	-
Frenchtown Township, Precinct 4	-	-	-	-	-	-	-
Frenchtown Township, Precinct 5	-	-	-	-	-	-	-
Frenchtown Township, Precinct 6	-	-	-	-	-	-	-
Frenchtown Township, Precinct 7	-	-	-	-	-	-	-
Frenchtown Township, Precinct 8	-	-	-	-	-	-	-
Frenchtown Township, Precinct 9	-	-	-	-	-	-	-
Ida Township, Precinct 1	-	-	-	-	-	-	-
Ida Township, Precinct 2	-	-	-	-	-	-	-
LaSalle Township, Precinct 1	-	-	-	-	-	-	-
LaSalle Township, Precinct 2	-	-	-	-	-	-	-
London Township, Precinct 1	-	-	-	-	-	-	-
Milan Township, Precinct 1	-	-	-	-	-	-	-
Monroe Charter Township, Precinct 1	-	-	-	-	-	-	-
Monroe Charter Township, Precinct 2	-	-	-	-	-	-	-
Monroe Charter Township, Precinct 3	-	-	-	-	-	-	-
Monroe Charter Township, Precinct 4	-	-	-	-	-	-	-
Monroe Charter Township, Precinct 5	-	-	-	-	-	-	-
Monroe Charter Township, Precinct 6	-	-	-	-	-	-	-

Write In
Omar Ferdin-2

Statement of Votes Cast
Monroe County
August 2010
SOVC For Jurisdiction Wide, All Counters, All Races
Official results

City of Monroe #3S

	Reg. Voters	Vote For	Total Votes	Janice Jackson Austi (DEM)		Write-In Votes	
Raisinville Township, Precinct 1	-	-	-	-	-	-	-
Raisinville Township, Precinct 2	-	-	-	-	-	-	-
Summerfield Township, Precinct 1	-	-	-	-	-	-	-
Whiteford Township, Precinct 1	-	-	-	-	-	-	-
Whiteford Township, Precinct 2	-	-	-	-	-	-	-
Total	1382	3	60	57	95.00%	3	5.00%

Statement of Votes Cast
Monroe County
August 2010
SOVC For Jurisdiction Wide, All Counters, All Races
Official results

	City of Monroe #4								
	Reg. Voters	Vote For	Total Votes	Laurie A. Burson (DEM)		Robert S. Cebina (DEM)		John A. Wenzel (DEM)	
Jurisdiction Wide									
City of Luna Pier, Precinct 1	-	-	-	-	-	-	-	-	-
City of Milan, Precinct 1	-	-	-	-	-	-	-	-	-
City of Monroe, Precinct 1	-	-	-	-	-	-	-	-	-
City of Monroe, Precinct 2	-	-	-	-	-	-	-	-	-
City of Monroe, Precinct 3N	-	-	-	-	-	-	-	-	-
City of Monroe, Precinct 3S	-	-	-	-	-	-	-	-	-
City of Monroe, Precinct 4	2656	7	361	116	32.13%	119	32.96%	109	30.19%
City of Monroe, Precinct 5	-	-	-	-	-	-	-	-	-
City of Monroe, Precinct 6	-	-	-	-	-	-	-	-	-
City of Petersburg, Precinct 1	-	-	-	-	-	-	-	-	-
Ash Township, Precinct 1	-	-	-	-	-	-	-	-	-
Ash Township, Precinct 2	-	-	-	-	-	-	-	-	-
Ash Township, Precinct 3	-	-	-	-	-	-	-	-	-
Bedford Township, Precinct 1	-	-	-	-	-	-	-	-	-
Bedford Township, Precinct 2	-	-	-	-	-	-	-	-	-
Bedford Township, Precinct 3	-	-	-	-	-	-	-	-	-
Bedford Township, Precinct 4	-	-	-	-	-	-	-	-	-
Bedford Township, Precinct 5	-	-	-	-	-	-	-	-	-
Bedford Township, Precinct 6	-	-	-	-	-	-	-	-	-
Bedford Township, Precinct 7	-	-	-	-	-	-	-	-	-
Bedford Township, Precinct 8	-	-	-	-	-	-	-	-	-
Bedford Township, Precinct 9	-	-	-	-	-	-	-	-	-
Bedford Township, Precinct 10	-	-	-	-	-	-	-	-	-
Bedford Township, Precinct 11	-	-	-	-	-	-	-	-	-
Bedford Township, Precinct 12	-	-	-	-	-	-	-	-	-
Bedford Township, Precinct 13	-	-	-	-	-	-	-	-	-
Bedford Township, Precinct 14	-	-	-	-	-	-	-	-	-
Berlin Township, Precinct 1	-	-	-	-	-	-	-	-	-
Berlin Township, Precinct 2	-	-	-	-	-	-	-	-	-
Berlin Township, Precinct 3	-	-	-	-	-	-	-	-	-
Berlin Township, Precinct 4	-	-	-	-	-	-	-	-	-
Dundee Township, Precinct 1	-	-	-	-	-	-	-	-	-
Dundee Township, Precinct 2	-	-	-	-	-	-	-	-	-
Dundee Township, Precinct 3	-	-	-	-	-	-	-	-	-
Erie Township, Precinct 1	-	-	-	-	-	-	-	-	-
Erie Township, Precinct 2	-	-	-	-	-	-	-	-	-
Exeter Township, Precinct 1	-	-	-	-	-	-	-	-	-
Exeter Township, Precinct 2	-	-	-	-	-	-	-	-	-
Frenchtown Township, Precinct 1	-	-	-	-	-	-	-	-	-
Frenchtown Township, Precinct 2	-	-	-	-	-	-	-	-	-
Frenchtown Township, Precinct 3	-	-	-	-	-	-	-	-	-
Frenchtown Township, Precinct 4	-	-	-	-	-	-	-	-	-
Frenchtown Township, Precinct 5	-	-	-	-	-	-	-	-	-
Frenchtown Township, Precinct 6	-	-	-	-	-	-	-	-	-
Frenchtown Township, Precinct 7	-	-	-	-	-	-	-	-	-
Frenchtown Township, Precinct 8	-	-	-	-	-	-	-	-	-
Frenchtown Township, Precinct 9	-	-	-	-	-	-	-	-	-
Ida Township, Precinct 1	-	-	-	-	-	-	-	-	-
Ida Township, Precinct 2	-	-	-	-	-	-	-	-	-
LaSalle Township, Precinct 1	-	-	-	-	-	-	-	-	-
LaSalle Township, Precinct 2	-	-	-	-	-	-	-	-	-
London Township, Precinct 1	-	-	-	-	-	-	-	-	-
Milan Township, Precinct 1	-	-	-	-	-	-	-	-	-
Monroe Charter Township, Precinct 1	-	-	-	-	-	-	-	-	-
Monroe Charter Township, Precinct 2	-	-	-	-	-	-	-	-	-
Monroe Charter Township, Precinct 3	-	-	-	-	-	-	-	-	-
Monroe Charter Township, Precinct 4	-	-	-	-	-	-	-	-	-
Monroe Charter Township, Precinct 5	-	-	-	-	-	-	-	-	-
Monroe Charter Township, Precinct 6	-	-	-	-	-	-	-	-	-

Statement of Votes Cast
Monroe County
August 2010
SOVC For Jurisdiction Wide, All Counters, All Races
Official results

City of Monroe #4

	Reg. Voters	Vote For	Total Votes	Laurie A. Burson (DEM)		Robert S. Cebina (DEM)		John A. Wenzel (DEM)	
Raisinville Township, Precinct 1	-	-	-	-	-	-	-	-	-
Raisinville Township, Precinct 2	-	-	-	-	-	-	-	-	-
Summerfield Township, Precinct 1	-	-	-	-	-	-	-	-	-
Whiteford Township, Precinct 1	-	-	-	-	-	-	-	-	-
Whiteford Township, Precinct 2	-	-	-	-	-	-	-	-	-
Total	2656	7	361	116	32.13%	119	32.96%	109	30.19%

Statement of Votes Cast
Monroe County
August 2010
SOVC For Jurisdiction Wide, All Counters, All Races
Official results

	City of Monroe #4	
	Write-In Votes	
Jurisdiction Wide		
City of Luna Pier, Precinct 1	-	-
City of Milan, Precinct 1	-	-
City of Monroe, Precinct 1	-	-
City of Monroe, Precinct 2	-	-
City of Monroe, Precinct 3N	-	-
City of Monroe, Precinct 3S	-	-
City of Monroe, Precinct 4	17	4.71%
City of Monroe, Precinct 5	-	-
City of Monroe, Precinct 6	-	-
City of Petersburg, Precinct 1	-	-
Ash Township, Precinct 1	-	-
Ash Township, Precinct 2	-	-
Ash Township, Precinct 3	-	-
Bedford Township, Precinct 1	-	-
Bedford Township, Precinct 2	-	-
Bedford Township, Precinct 3	-	-
Bedford Township, Precinct 4	-	-
Bedford Township, Precinct 5	-	-
Bedford Township, Precinct 6	-	-
Bedford Township, Precinct 7	-	-
Bedford Township, Precinct 8	-	-
Bedford Township, Precinct 9	-	-
Bedford Township, Precinct 10	-	-
Bedford Township, Precinct 11	-	-
Bedford Township, Precinct 12	-	-
Bedford Township, Precinct 13	-	-
Bedford Township, Precinct 14	-	-
Berlin Township, Precinct 1	-	-
Berlin Township, Precinct 2	-	-
Berlin Township, Precinct 3	-	-
Berlin Township, Precinct 4	-	-
Dundee Township, Precinct 1	-	-
Dundee Township, Precinct 2	-	-
Dundee Township, Precinct 3	-	-
Erie Township, Precinct 1	-	-
Erie Township, Precinct 2	-	-
Exeter Township, Precinct 1	-	-
Exeter Township, Precinct 2	-	-
Frenchtown Township, Precinct 1	-	-
Frenchtown Township, Precinct 2	-	-
Frenchtown Township, Precinct 3	-	-
Frenchtown Township, Precinct 4	-	-
Frenchtown Township, Precinct 5	-	-
Frenchtown Township, Precinct 6	-	-
Frenchtown Township, Precinct 7	-	-
Frenchtown Township, Precinct 8	-	-
Frenchtown Township, Precinct 9	-	-
Ida Township, Precinct 1	-	-
Ida Township, Precinct 2	-	-
LaSalle Township, Precinct 1	-	-
LaSalle Township, Precinct 2	-	-
London Township, Precinct 1	-	-
Milan Township, Precinct 1	-	-
Monroe Charter Township, Precinct 1	-	-
Monroe Charter Township, Precinct 2	-	-
Monroe Charter Township, Precinct 3	-	-
Monroe Charter Township, Precinct 4	-	-
Monroe Charter Township, Precinct 5	-	-
Monroe Charter Township, Precinct 6	-	-

Jason Lietaert 4

Stacy M McKart 3

Jacob Maurer 4

	City of Monroe #4	
	Write-In Votes	
Raisinville Township, Precinct 1	-	-
Raisinville Township, Precinct 2	-	-
Summerfield Township, Precinct 1	-	-
Whiteford Township, Precinct 1	-	-
Whiteford Township, Precinct 2	-	-
Total	17	4.71%

Statement of Votes Cast
Monroe County
August 2010
SOVC For Jurisdiction Wide, All Counters, All Races
Official results

	City of Monroe #5								
	Reg. Voters	Vote For	Total Votes	Jeffrey S. Coleman (DEM)		Meg M. Fedorowicz (DEM)		Gloria Rafko (DEM)	
Jurisdiction Wide									
City of Luna Pier, Precinct 1	-	-	-	-	-	-	-	-	-
City of Milan, Precinct 1	-	-	-	-	-	-	-	-	-
City of Monroe, Precinct 1	-	-	-	-	-	-	-	-	-
City of Monroe, Precinct 2	-	-	-	-	-	-	-	-	-
City of Monroe, Precinct 3N	-	-	-	-	-	-	-	-	-
City of Monroe, Precinct 3S	-	-	-	-	-	-	-	-	-
City of Monroe, Precinct 4	-	-	-	-	-	-	-	-	-
City of Monroe, Precinct 5	2814	8	641	146	22.78%	149	23.24%	191	29.80%
City of Monroe, Precinct 6	-	-	-	-	-	-	-	-	-
City of Petersburg, Precinct 1	-	-	-	-	-	-	-	-	-
Ash Township, Precinct 1	-	-	-	-	-	-	-	-	-
Ash Township, Precinct 2	-	-	-	-	-	-	-	-	-
Ash Township, Precinct 3	-	-	-	-	-	-	-	-	-
Bedford Township, Precinct 1	-	-	-	-	-	-	-	-	-
Bedford Township, Precinct 2	-	-	-	-	-	-	-	-	-
Bedford Township, Precinct 3	-	-	-	-	-	-	-	-	-
Bedford Township, Precinct 4	-	-	-	-	-	-	-	-	-
Bedford Township, Precinct 5	-	-	-	-	-	-	-	-	-
Bedford Township, Precinct 6	-	-	-	-	-	-	-	-	-
Bedford Township, Precinct 7	-	-	-	-	-	-	-	-	-
Bedford Township, Precinct 8	-	-	-	-	-	-	-	-	-
Bedford Township, Precinct 9	-	-	-	-	-	-	-	-	-
Bedford Township, Precinct 10	-	-	-	-	-	-	-	-	-
Bedford Township, Precinct 11	-	-	-	-	-	-	-	-	-
Bedford Township, Precinct 12	-	-	-	-	-	-	-	-	-
Bedford Township, Precinct 13	-	-	-	-	-	-	-	-	-
Bedford Township, Precinct 14	-	-	-	-	-	-	-	-	-
Berlin Township, Precinct 1	-	-	-	-	-	-	-	-	-
Berlin Township, Precinct 2	-	-	-	-	-	-	-	-	-
Berlin Township, Precinct 3	-	-	-	-	-	-	-	-	-
Berlin Township, Precinct 4	-	-	-	-	-	-	-	-	-
Dundee Township, Precinct 1	-	-	-	-	-	-	-	-	-
Dundee Township, Precinct 2	-	-	-	-	-	-	-	-	-
Dundee Township, Precinct 3	-	-	-	-	-	-	-	-	-
Erie Township, Precinct 1	-	-	-	-	-	-	-	-	-
Erie Township, Precinct 2	-	-	-	-	-	-	-	-	-
Exeter Township, Precinct 1	-	-	-	-	-	-	-	-	-
Exeter Township, Precinct 2	-	-	-	-	-	-	-	-	-
Frenchtown Township, Precinct 1	-	-	-	-	-	-	-	-	-
Frenchtown Township, Precinct 2	-	-	-	-	-	-	-	-	-
Frenchtown Township, Precinct 3	-	-	-	-	-	-	-	-	-
Frenchtown Township, Precinct 4	-	-	-	-	-	-	-	-	-
Frenchtown Township, Precinct 5	-	-	-	-	-	-	-	-	-
Frenchtown Township, Precinct 6	-	-	-	-	-	-	-	-	-
Frenchtown Township, Precinct 7	-	-	-	-	-	-	-	-	-
Frenchtown Township, Precinct 8	-	-	-	-	-	-	-	-	-
Frenchtown Township, Precinct 9	-	-	-	-	-	-	-	-	-
Ida Township, Precinct 1	-	-	-	-	-	-	-	-	-
Ida Township, Precinct 2	-	-	-	-	-	-	-	-	-
LaSalle Township, Precinct 1	-	-	-	-	-	-	-	-	-
LaSalle Township, Precinct 2	-	-	-	-	-	-	-	-	-
London Township, Precinct 1	-	-	-	-	-	-	-	-	-
Milan Township, Precinct 1	-	-	-	-	-	-	-	-	-
Monroe Charter Township, Precinct 1	-	-	-	-	-	-	-	-	-
Monroe Charter Township, Precinct 2	-	-	-	-	-	-	-	-	-
Monroe Charter Township, Precinct 3	-	-	-	-	-	-	-	-	-
Monroe Charter Township, Precinct 4	-	-	-	-	-	-	-	-	-
Monroe Charter Township, Precinct 5	-	-	-	-	-	-	-	-	-
Monroe Charter Township, Precinct 6	-	-	-	-	-	-	-	-	-

Statement of Votes Cast
Monroe County
August 2010
SOVC For Jurisdiction Wide, All Counters, All Races
Official results

City of Monroe #5

	Reg. Voters	Vote For	Total Votes	Jeffrey S. Coleman (DEM)		Meg M. Fedorowicz (DEM)		Gloria Rafko (DEM)	
Raisinville Township, Precinct 1	-	-	-	-	-	-	-	-	-
Raisinville Township, Precinct 2	-	-	-	-	-	-	-	-	-
Summerfield Township, Precinct 1	-	-	-	-	-	-	-	-	-
Whiteford Township, Precinct 1	-	-	-	-	-	-	-	-	-
Whiteford Township, Precinct 2	-	-	-	-	-	-	-	-	-
Total	2814	8	641	146	22.78%	149	23.24%	191	29.80%

Statement of Votes Cast
Monroe County
August 2010
SOVC For Jurisdiction Wide, All Counters, All Races
Official results

	City of Monroe #5			
	Richard William Turn (DEM)		Write-In Votes	
Jurisdiction Wide				
City of Luna Pier, Precinct 1	-	-	-	-
City of Milan, Precinct 1	-	-	-	-
City of Monroe, Precinct 1	-	-	-	-
City of Monroe, Precinct 2	-	-	-	-
City of Monroe, Precinct 3N	-	-	-	-
City of Monroe, Precinct 3S	-	-	-	-
City of Monroe, Precinct 4	-	-	-	-
City of Monroe, Precinct 5	147	22.93%	8	1.25%
City of Monroe, Precinct 6	-	-	-	-
City of Petersburg, Precinct 1	-	-	-	-
Ash Township, Precinct 1	-	-	-	-
Ash Township, Precinct 2	-	-	-	-
Ash Township, Precinct 3	-	-	-	-
Bedford Township, Precinct 1	-	-	-	-
Bedford Township, Precinct 2	-	-	-	-
Bedford Township, Precinct 3	-	-	-	-
Bedford Township, Precinct 4	-	-	-	-
Bedford Township, Precinct 5	-	-	-	-
Bedford Township, Precinct 6	-	-	-	-
Bedford Township, Precinct 7	-	-	-	-
Bedford Township, Precinct 8	-	-	-	-
Bedford Township, Precinct 9	-	-	-	-
Bedford Township, Precinct 10	-	-	-	-
Bedford Township, Precinct 11	-	-	-	-
Bedford Township, Precinct 12	-	-	-	-
Bedford Township, Precinct 13	-	-	-	-
Bedford Township, Precinct 14	-	-	-	-
Berlin Township, Precinct 1	-	-	-	-
Berlin Township, Precinct 2	-	-	-	-
Berlin Township, Precinct 3	-	-	-	-
Berlin Township, Precinct 4	-	-	-	-
Dundee Township, Precinct 1	-	-	-	-
Dundee Township, Precinct 2	-	-	-	-
Dundee Township, Precinct 3	-	-	-	-
Erie Township, Precinct 1	-	-	-	-
Erie Township, Precinct 2	-	-	-	-
Exeter Township, Precinct 1	-	-	-	-
Exeter Township, Precinct 2	-	-	-	-
Frenchtown Township, Precinct 1	-	-	-	-
Frenchtown Township, Precinct 2	-	-	-	-
Frenchtown Township, Precinct 3	-	-	-	-
Frenchtown Township, Precinct 4	-	-	-	-
Frenchtown Township, Precinct 5	-	-	-	-
Frenchtown Township, Precinct 6	-	-	-	-
Frenchtown Township, Precinct 7	-	-	-	-
Frenchtown Township, Precinct 8	-	-	-	-
Frenchtown Township, Precinct 9	-	-	-	-
Ida Township, Precinct 1	-	-	-	-
Ida Township, Precinct 2	-	-	-	-
LaSalle Township, Precinct 1	-	-	-	-
LaSalle Township, Precinct 2	-	-	-	-
London Township, Precinct 1	-	-	-	-
Milan Township, Precinct 1	-	-	-	-
Monroe Charter Township, Precinct 1	-	-	-	-
Monroe Charter Township, Precinct 2	-	-	-	-
Monroe Charter Township, Precinct 3	-	-	-	-
Monroe Charter Township, Precinct 4	-	-	-	-
Monroe Charter Township, Precinct 5	-	-	-	-
Monroe Charter Township, Precinct 6	-	-	-	-

Write-In
Todd Riggs 1
Charlene E. Turner 2

Statement of Votes Cast
Monroe County
August 2010
SOVC For Jurisdiction Wide, All Counters, All Races
Official results

	City of Monroe #5			
	Richard William Turn (DEM)		Write-In Votes	
Raisinville Township, Precinct 1	-	-	-	-
Raisinville Township, Precinct 2	-	-	-	-
Summerfield Township, Precinct 1	-	-	-	-
Whiteford Township, Precinct 1	-	-	-	-
Whiteford Township, Precinct 2	-	-	-	-
Total	147	22.93%	8	1.25%

Statement of Votes Cast
Monroe County
August 2010
SOVC For Jurisdiction Wide, All Counters, All Races
Official results

	City of Monroe #6								
	Reg. Voters	Vote For	Total Votes	Geri Allen (DEM)		Mark Cochran (DEM)		Greg Drudi (DEM)	
Jurisdiction Wide									
City of Luna Pier, Precinct 1	-	-	-	-	-	-	-	-	-
City of Milan, Precinct 1	-	-	-	-	-	-	-	-	-
City of Monroe, Precinct 1	-	-	-	-	-	-	-	-	-
City of Monroe, Precinct 2	-	-	-	-	-	-	-	-	-
City of Monroe, Precinct 3N	-	-	-	-	-	-	-	-	-
City of Monroe, Precinct 3S	-	-	-	-	-	-	-	-	-
City of Monroe, Precinct 4	-	-	-	-	-	-	-	-	-
City of Monroe, Precinct 5	-	-	-	-	-	-	-	-	-
City of Monroe, Precinct 6	2378	5	323	134	41.49%	92	28.48%	93	28.79%
City of Petersburg, Precinct 1	-	-	-	-	-	-	-	-	-
Ash Township, Precinct 1	-	-	-	-	-	-	-	-	-
Ash Township, Precinct 2	-	-	-	-	-	-	-	-	-
Ash Township, Precinct 3	-	-	-	-	-	-	-	-	-
Bedford Township, Precinct 1	-	-	-	-	-	-	-	-	-
Bedford Township, Precinct 2	-	-	-	-	-	-	-	-	-
Bedford Township, Precinct 3	-	-	-	-	-	-	-	-	-
Bedford Township, Precinct 4	-	-	-	-	-	-	-	-	-
Bedford Township, Precinct 5	-	-	-	-	-	-	-	-	-
Bedford Township, Precinct 6	-	-	-	-	-	-	-	-	-
Bedford Township, Precinct 7	-	-	-	-	-	-	-	-	-
Bedford Township, Precinct 8	-	-	-	-	-	-	-	-	-
Bedford Township, Precinct 9	-	-	-	-	-	-	-	-	-
Bedford Township, Precinct 10	-	-	-	-	-	-	-	-	-
Bedford Township, Precinct 11	-	-	-	-	-	-	-	-	-
Bedford Township, Precinct 12	-	-	-	-	-	-	-	-	-
Bedford Township, Precinct 13	-	-	-	-	-	-	-	-	-
Bedford Township, Precinct 14	-	-	-	-	-	-	-	-	-
Berlin Township, Precinct 1	-	-	-	-	-	-	-	-	-
Berlin Township, Precinct 2	-	-	-	-	-	-	-	-	-
Berlin Township, Precinct 3	-	-	-	-	-	-	-	-	-
Berlin Township, Precinct 4	-	-	-	-	-	-	-	-	-
Dundee Township, Precinct 1	-	-	-	-	-	-	-	-	-
Dundee Township, Precinct 2	-	-	-	-	-	-	-	-	-
Dundee Township, Precinct 3	-	-	-	-	-	-	-	-	-
Erie Township, Precinct 1	-	-	-	-	-	-	-	-	-
Erie Township, Precinct 2	-	-	-	-	-	-	-	-	-
Exeter Township, Precinct 1	-	-	-	-	-	-	-	-	-
Exeter Township, Precinct 2	-	-	-	-	-	-	-	-	-
Frenchtown Township, Precinct 1	-	-	-	-	-	-	-	-	-
Frenchtown Township, Precinct 2	-	-	-	-	-	-	-	-	-
Frenchtown Township, Precinct 3	-	-	-	-	-	-	-	-	-
Frenchtown Township, Precinct 4	-	-	-	-	-	-	-	-	-
Frenchtown Township, Precinct 5	-	-	-	-	-	-	-	-	-
Frenchtown Township, Precinct 6	-	-	-	-	-	-	-	-	-
Frenchtown Township, Precinct 7	-	-	-	-	-	-	-	-	-
Frenchtown Township, Precinct 8	-	-	-	-	-	-	-	-	-
Frenchtown Township, Precinct 9	-	-	-	-	-	-	-	-	-
Ida Township, Precinct 1	-	-	-	-	-	-	-	-	-
Ida Township, Precinct 2	-	-	-	-	-	-	-	-	-
LaSalle Township, Precinct 1	-	-	-	-	-	-	-	-	-
LaSalle Township, Precinct 2	-	-	-	-	-	-	-	-	-
London Township, Precinct 1	-	-	-	-	-	-	-	-	-
Milan Township, Precinct 1	-	-	-	-	-	-	-	-	-
Monroe Charter Township, Precinct 1	-	-	-	-	-	-	-	-	-
Monroe Charter Township, Precinct 2	-	-	-	-	-	-	-	-	-
Monroe Charter Township, Precinct 3	-	-	-	-	-	-	-	-	-
Monroe Charter Township, Precinct 4	-	-	-	-	-	-	-	-	-
Monroe Charter Township, Precinct 5	-	-	-	-	-	-	-	-	-
Monroe Charter Township, Precinct 6	-	-	-	-	-	-	-	-	-

Statement of Votes Cast
Monroe County
August 2010
SOVC For Jurisdiction Wide, All Counters, All Races
Official results

	City of Monroe #6								
	Reg. Voters	Vote For	Total Votes	Geri Allen (DEM)		Mark Cochran (DEM)		Greg Drudi (DEM)	
Raisinville Township, Precinct 1	-	-	-	-	-	-	-	-	-
Raisinville Township, Precinct 2	-	-	-	-	-	-	-	-	-
Summerfield Township, Precinct 1	-	-	-	-	-	-	-	-	-
Whiteford Township, Precinct 1	-	-	-	-	-	-	-	-	-
Whiteford Township, Precinct 2	-	-	-	-	-	-	-	-	-
Total	2378	5	323	134	41.49%	92	28.48%	93	28.79%

Write In
Julio Mike Velasquez 3
William Albert Noseworthy D

Statement of Votes Cast
Monroe County
August 2010
SOVC For Jurisdiction Wide, All Counters, All Races
Official results

	City of Monroe #6		City of Petersburg				
	Write-In Votes		Reg. Voters	Vote For	Total Votes	Write-In Votes	
Jurisdiction Wide							
City of Luna Pier, Precinct 1	-	-	-	-	-	-	-
City of Milan, Precinct 1	-	-	-	-	-	-	-
City of Monroe, Precinct 1	-	-	-	-	-	-	-
City of Monroe, Precinct 2	-	-	-	-	-	-	-
City of Monroe, Precinct 3N	-	-	-	-	-	-	-
City of Monroe, Precinct 3S	-	-	-	-	-	-	-
City of Monroe, Precinct 4	-	-	-	-	-	-	-
City of Monroe, Precinct 5	-	-	-	-	-	-	-
City of Monroe, Precinct 6	4	1.24%	-	-	-	-	-
City of Petersburg, Precinct 1	-	-	783	2	4	4	100.00%
Ash Township, Precinct 1	-	-	-	-	-	-	-
Ash Township, Precinct 2	-	-	-	-	-	-	-
Ash Township, Precinct 3	-	-	-	-	-	-	-
Bedford Township, Precinct 1	-	-	-	-	-	-	-
Bedford Township, Precinct 2	-	-	-	-	-	-	-
Bedford Township, Precinct 3	-	-	-	-	-	-	-
Bedford Township, Precinct 4	-	-	-	-	-	-	-
Bedford Township, Precinct 5	-	-	-	-	-	-	-
Bedford Township, Precinct 6	-	-	-	-	-	-	-
Bedford Township, Precinct 7	-	-	-	-	-	-	-
Bedford Township, Precinct 8	-	-	-	-	-	-	-
Bedford Township, Precinct 9	-	-	-	-	-	-	-
Bedford Township, Precinct 10	-	-	-	-	-	-	-
Bedford Township, Precinct 11	-	-	-	-	-	-	-
Bedford Township, Precinct 12	-	-	-	-	-	-	-
Bedford Township, Precinct 13	-	-	-	-	-	-	-
Bedford Township, Precinct 14	-	-	-	-	-	-	-
Berlin Township, Precinct 1	-	-	-	-	-	-	-
Berlin Township, Precinct 2	-	-	-	-	-	-	-
Berlin Township, Precinct 3	-	-	-	-	-	-	-
Berlin Township, Precinct 4	-	-	-	-	-	-	-
Dundee Township, Precinct 1	-	-	-	-	-	-	-
Dundee Township, Precinct 2	-	-	-	-	-	-	-
Dundee Township, Precinct 3	-	-	-	-	-	-	-
Erie Township, Precinct 1	-	-	-	-	-	-	-
Erie Township, Precinct 2	-	-	-	-	-	-	-
Exeter Township, Precinct 1	-	-	-	-	-	-	-
Exeter Township, Precinct 2	-	-	-	-	-	-	-
Frenchtown Township, Precinct 1	-	-	-	-	-	-	-
Frenchtown Township, Precinct 2	-	-	-	-	-	-	-
Frenchtown Township, Precinct 3	-	-	-	-	-	-	-
Frenchtown Township, Precinct 4	-	-	-	-	-	-	-
Frenchtown Township, Precinct 5	-	-	-	-	-	-	-
Frenchtown Township, Precinct 6	-	-	-	-	-	-	-
Frenchtown Township, Precinct 7	-	-	-	-	-	-	-
Frenchtown Township, Precinct 8	-	-	-	-	-	-	-
Frenchtown Township, Precinct 9	-	-	-	-	-	-	-
Ida Township, Precinct 1	-	-	-	-	-	-	-
Ida Township, Precinct 2	-	-	-	-	-	-	-
LaSalle Township, Precinct 1	-	-	-	-	-	-	-
LaSalle Township, Precinct 2	-	-	-	-	-	-	-
London Township, Precinct 1	-	-	-	-	-	-	-
Milan Township, Precinct 1	-	-	-	-	-	-	-
Monroe Charter Township, Precinct 1	-	-	-	-	-	-	-
Monroe Charter Township, Precinct 2	-	-	-	-	-	-	-
Monroe Charter Township, Precinct 3	-	-	-	-	-	-	-
Monroe Charter Township, Precinct 4	-	-	-	-	-	-	-
Monroe Charter Township, Precinct 5	-	-	-	-	-	-	-
Monroe Charter Township, Precinct 6	-	-	-	-	-	-	-

Statement of Votes Cast
Monroe County
August 2010
SOVC For Jurisdiction Wide, All Counters, All Races
Official results

	City of Monroe #6		City of Petersburg				
	Write-In Votes		Reg. Voters	Vote For	Total Votes	Write-In Votes	
Raisinville Township, Precinct 1	-	-	-	-	-	-	-
Raisinville Township, Precinct 2	-	-	-	-	-	-	-
Summerfield Township, Precinct 1	-	-	-	-	-	-	-
Whiteford Township, Precinct 1	-	-	-	-	-	-	-
Whiteford Township, Precinct 2	-	-	-	-	-	-	-
Total	4	1.24%	783	2	4	4	100.00%

Statement of Votes Cast
Monroe County
August 2010
SOVC For Jurisdiction Wide, All Counters, All Races
Official results

Ash Township #1

	Reg. Voters	Vote For	Total Votes	Scott Goebbel (DEM)		Write-In Votes	
Jurisdiction Wide							
City of Luna Pier, Precinct 1	-	-	-	-	-	-	-
City of Milan, Precinct 1	-	-	-	-	-	-	-
City of Monroe, Precinct 1	-	-	-	-	-	-	-
City of Monroe, Precinct 2	-	-	-	-	-	-	-
City of Monroe, Precinct 3N	-	-	-	-	-	-	-
City of Monroe, Precinct 3S	-	-	-	-	-	-	-
City of Monroe, Precinct 4	-	-	-	-	-	-	-
City of Monroe, Precinct 5	-	-	-	-	-	-	-
City of Monroe, Precinct 6	-	-	-	-	-	-	-
City of Petersburg, Precinct 1	-	-	-	-	-	-	-
Ash Township, Precinct 1	2163	4	72	62	86.11%	10	13.89%
Ash Township, Precinct 2	-	-	-	-	-	-	-
Ash Township, Precinct 3	-	-	-	-	-	-	-
Bedford Township, Precinct 1	-	-	-	-	-	-	-
Bedford Township, Precinct 2	-	-	-	-	-	-	-
Bedford Township, Precinct 3	-	-	-	-	-	-	-
Bedford Township, Precinct 4	-	-	-	-	-	-	-
Bedford Township, Precinct 5	-	-	-	-	-	-	-
Bedford Township, Precinct 6	-	-	-	-	-	-	-
Bedford Township, Precinct 7	-	-	-	-	-	-	-
Bedford Township, Precinct 8	-	-	-	-	-	-	-
Bedford Township, Precinct 9	-	-	-	-	-	-	-
Bedford Township, Precinct 10	-	-	-	-	-	-	-
Bedford Township, Precinct 11	-	-	-	-	-	-	-
Bedford Township, Precinct 12	-	-	-	-	-	-	-
Bedford Township, Precinct 13	-	-	-	-	-	-	-
Bedford Township, Precinct 14	-	-	-	-	-	-	-
Berlin Township, Precinct 1	-	-	-	-	-	-	-
Berlin Township, Precinct 2	-	-	-	-	-	-	-
Berlin Township, Precinct 3	-	-	-	-	-	-	-
Berlin Township, Precinct 4	-	-	-	-	-	-	-
Dundee Township, Precinct 1	-	-	-	-	-	-	-
Dundee Township, Precinct 2	-	-	-	-	-	-	-
Dundee Township, Precinct 3	-	-	-	-	-	-	-
Erie Township, Precinct 1	-	-	-	-	-	-	-
Erie Township, Precinct 2	-	-	-	-	-	-	-
Exeter Township, Precinct 1	-	-	-	-	-	-	-
Exeter Township, Precinct 2	-	-	-	-	-	-	-
Frenchtown Township, Precinct 1	-	-	-	-	-	-	-
Frenchtown Township, Precinct 2	-	-	-	-	-	-	-
Frenchtown Township, Precinct 3	-	-	-	-	-	-	-
Frenchtown Township, Precinct 4	-	-	-	-	-	-	-
Frenchtown Township, Precinct 5	-	-	-	-	-	-	-
Frenchtown Township, Precinct 6	-	-	-	-	-	-	-
Frenchtown Township, Precinct 7	-	-	-	-	-	-	-
Frenchtown Township, Precinct 8	-	-	-	-	-	-	-
Frenchtown Township, Precinct 9	-	-	-	-	-	-	-
Ida Township, Precinct 1	-	-	-	-	-	-	-
Ida Township, Precinct 2	-	-	-	-	-	-	-
LaSalle Township, Precinct 1	-	-	-	-	-	-	-
LaSalle Township, Precinct 2	-	-	-	-	-	-	-
London Township, Precinct 1	-	-	-	-	-	-	-
Milan Township, Precinct 1	-	-	-	-	-	-	-
Monroe Charter Township, Precinct 1	-	-	-	-	-	-	-
Monroe Charter Township, Precinct 2	-	-	-	-	-	-	-
Monroe Charter Township, Precinct 3	-	-	-	-	-	-	-
Monroe Charter Township, Precinct 4	-	-	-	-	-	-	-
Monroe Charter Township, Precinct 5	-	-	-	-	-	-	-
Monroe Charter Township, Precinct 6	-	-	-	-	-	-	-

Statement of Votes Cast
Monroe County
August 2010
SOVC For Jurisdiction Wide, All Counters, All Races
Official results

	Ash Township #1						
	Reg. Voters	Vote For	Total Votes	Scott Goebbel (DEM)		Write-In Votes	
Raisinville Township, Precinct 1	-	-	-	-	-	-	-
Raisinville Township, Precinct 2	-	-	-	-	-	-	-
Summerfield Township, Precinct 1	-	-	-	-	-	-	-
Whiteford Township, Precinct 1	-	-	-	-	-	-	-
Whiteford Township, Precinct 2	-	-	-	-	-	-	-
Total	2163	4	72	62	86.11%	10	13.89%

Statement of Votes Cast
Monroe County
August 2010
SOVC For Jurisdiction Wide, All Counters, All Races
Official results

	Ash Township #2					Ash Township #3				
	Reg. Voters	Vote For	Total Votes	Write-In Votes		Reg. Voters	Vote For	Total Votes	Write-In Votes	
Jurisdiction Wide										
City of Luna Pier, Precinct 1	-	-	-	-	-	-	-	-	-	-
City of Milan, Precinct 1	-	-	-	-	-	-	-	-	-	-
City of Monroe, Precinct 1	-	-	-	-	-	-	-	-	-	-
City of Monroe, Precinct 2	-	-	-	-	-	-	-	-	-	-
City of Monroe, Precinct 3N	-	-	-	-	-	-	-	-	-	-
City of Monroe, Precinct 3S	-	-	-	-	-	-	-	-	-	-
City of Monroe, Precinct 4	-	-	-	-	-	-	-	-	-	-
City of Monroe, Precinct 5	-	-	-	-	-	-	-	-	-	-
City of Monroe, Precinct 6	-	-	-	-	-	-	-	-	-	-
City of Petersburg, Precinct 1	-	-	-	-	-	-	-	-	-	-
Ash Township, Precinct 1	-	-	-	-	-	-	-	-	-	-
Ash Township, Precinct 2	2003	4	2	2	100.00%	-	-	-	-	-
Ash Township, Precinct 3	-	-	-	-	-	1802	4	0	0	-
Bedford Township, Precinct 1	-	-	-	-	-	-	-	-	-	-
Bedford Township, Precinct 2	-	-	-	-	-	-	-	-	-	-
Bedford Township, Precinct 3	-	-	-	-	-	-	-	-	-	-
Bedford Township, Precinct 4	-	-	-	-	-	-	-	-	-	-
Bedford Township, Precinct 5	-	-	-	-	-	-	-	-	-	-
Bedford Township, Precinct 6	-	-	-	-	-	-	-	-	-	-
Bedford Township, Precinct 7	-	-	-	-	-	-	-	-	-	-
Bedford Township, Precinct 8	-	-	-	-	-	-	-	-	-	-
Bedford Township, Precinct 9	-	-	-	-	-	-	-	-	-	-
Bedford Township, Precinct 10	-	-	-	-	-	-	-	-	-	-
Bedford Township, Precinct 11	-	-	-	-	-	-	-	-	-	-
Bedford Township, Precinct 12	-	-	-	-	-	-	-	-	-	-
Bedford Township, Precinct 13	-	-	-	-	-	-	-	-	-	-
Bedford Township, Precinct 14	-	-	-	-	-	-	-	-	-	-
Berlin Township, Precinct 1	-	-	-	-	-	-	-	-	-	-
Berlin Township, Precinct 2	-	-	-	-	-	-	-	-	-	-
Berlin Township, Precinct 3	-	-	-	-	-	-	-	-	-	-
Berlin Township, Precinct 4	-	-	-	-	-	-	-	-	-	-
Dundee Township, Precinct 1	-	-	-	-	-	-	-	-	-	-
Dundee Township, Precinct 2	-	-	-	-	-	-	-	-	-	-
Dundee Township, Precinct 3	-	-	-	-	-	-	-	-	-	-
Erie Township, Precinct 1	-	-	-	-	-	-	-	-	-	-
Erie Township, Precinct 2	-	-	-	-	-	-	-	-	-	-
Exeter Township, Precinct 1	-	-	-	-	-	-	-	-	-	-
Exeter Township, Precinct 2	-	-	-	-	-	-	-	-	-	-
Frenchtown Township, Precinct 1	-	-	-	-	-	-	-	-	-	-
Frenchtown Township, Precinct 2	-	-	-	-	-	-	-	-	-	-
Frenchtown Township, Precinct 3	-	-	-	-	-	-	-	-	-	-
Frenchtown Township, Precinct 4	-	-	-	-	-	-	-	-	-	-
Frenchtown Township, Precinct 5	-	-	-	-	-	-	-	-	-	-
Frenchtown Township, Precinct 6	-	-	-	-	-	-	-	-	-	-
Frenchtown Township, Precinct 7	-	-	-	-	-	-	-	-	-	-
Frenchtown Township, Precinct 8	-	-	-	-	-	-	-	-	-	-
Frenchtown Township, Precinct 9	-	-	-	-	-	-	-	-	-	-
Ida Township, Precinct 1	-	-	-	-	-	-	-	-	-	-
Ida Township, Precinct 2	-	-	-	-	-	-	-	-	-	-
LaSalle Township, Precinct 1	-	-	-	-	-	-	-	-	-	-
LaSalle Township, Precinct 2	-	-	-	-	-	-	-	-	-	-
London Township, Precinct 1	-	-	-	-	-	-	-	-	-	-
Milan Township, Precinct 1	-	-	-	-	-	-	-	-	-	-
Monroe Charter Township, Precinct 1	-	-	-	-	-	-	-	-	-	-
Monroe Charter Township, Precinct 2	-	-	-	-	-	-	-	-	-	-
Monroe Charter Township, Precinct 3	-	-	-	-	-	-	-	-	-	-
Monroe Charter Township, Precinct 4	-	-	-	-	-	-	-	-	-	-
Monroe Charter Township, Precinct 5	-	-	-	-	-	-	-	-	-	-
Monroe Charter Township, Precinct 6	-	-	-	-	-	-	-	-	-	-

Statement of Votes Cast
Monroe County
August 2010
SOVC For Jurisdiction Wide, All Counters, All Races
Official results

	Ash Township #2				Ash Township #3			
	Reg. Voters	Vote For	Total Votes	Write-In Votes	Reg. Voters	Vote For	Total Votes	Write-In Votes
Raisinville Township, Precinct 1	-	-	-	-	-	-	-	-
Raisinville Township, Precinct 2	-	-	-	-	-	-	-	-
Summerfield Township, Precinct 1	-	-	-	-	-	-	-	-
Whiteford Township, Precinct 1	-	-	-	-	-	-	-	-
Whiteford Township, Precinct 2	-	-	-	-	-	-	-	-
Total	2003	4	2	2 100.00%	1802	4	0	0

Statement of Votes Cast
Monroe County
August 2010
SOVC For Jurisdiction Wide, All Counters, All Races
Official results

	Bedford Twp. #1					Bedford Twp. #2				
	Reg. Voters	Vote For	Total Votes	Write-In Votes		Reg. Voters	Vote For	Total Votes	Write-In Votes	
Jurisdiction Wide										
City of Luna Pier, Precinct 1	-	-	-	-	-	-	-	-	-	-
City of Milan, Precinct 1	-	-	-	-	-	-	-	-	-	-
City of Monroe, Precinct 1	-	-	-	-	-	-	-	-	-	-
City of Monroe, Precinct 2	-	-	-	-	-	-	-	-	-	-
City of Monroe, Precinct 3N	-	-	-	-	-	-	-	-	-	-
City of Monroe, Precinct 3S	-	-	-	-	-	-	-	-	-	-
City of Monroe, Precinct 4	-	-	-	-	-	-	-	-	-	-
City of Monroe, Precinct 5	-	-	-	-	-	-	-	-	-	-
City of Monroe, Precinct 6	-	-	-	-	-	-	-	-	-	-
City of Petersburg, Precinct 1	-	-	-	-	-	-	-	-	-	-
Ash Township, Precinct 1	-	-	-	-	-	-	-	-	-	-
Ash Township, Precinct 2	-	-	-	-	-	-	-	-	-	-
Ash Township, Precinct 3	-	-	-	-	-	-	-	-	-	-
Bedford Township, Precinct 1	1045	2	1	1	100.00%	-	-	-	-	-
Bedford Township, Precinct 2	-	-	-	-	-	1741	4	12	12	100.00%
Bedford Township, Precinct 3	-	-	-	-	-	-	-	-	-	-
Bedford Township, Precinct 4	-	-	-	-	-	-	-	-	-	-
Bedford Township, Precinct 5	-	-	-	-	-	-	-	-	-	-
Bedford Township, Precinct 6	-	-	-	-	-	-	-	-	-	-
Bedford Township, Precinct 7	-	-	-	-	-	-	-	-	-	-
Bedford Township, Precinct 8	-	-	-	-	-	-	-	-	-	-
Bedford Township, Precinct 9	-	-	-	-	-	-	-	-	-	-
Bedford Township, Precinct 10	-	-	-	-	-	-	-	-	-	-
Bedford Township, Precinct 11	-	-	-	-	-	-	-	-	-	-
Bedford Township, Precinct 12	-	-	-	-	-	-	-	-	-	-
Bedford Township, Precinct 13	-	-	-	-	-	-	-	-	-	-
Bedford Township, Precinct 14	-	-	-	-	-	-	-	-	-	-
Berlin Township, Precinct 1	-	-	-	-	-	-	-	-	-	-
Berlin Township, Precinct 2	-	-	-	-	-	-	-	-	-	-
Berlin Township, Precinct 3	-	-	-	-	-	-	-	-	-	-
Berlin Township, Precinct 4	-	-	-	-	-	-	-	-	-	-
Dundee Township, Precinct 1	-	-	-	-	-	-	-	-	-	-
Dundee Township, Precinct 2	-	-	-	-	-	-	-	-	-	-
Dundee Township, Precinct 3	-	-	-	-	-	-	-	-	-	-
Erie Township, Precinct 1	-	-	-	-	-	-	-	-	-	-
Erie Township, Precinct 2	-	-	-	-	-	-	-	-	-	-
Exeter Township, Precinct 1	-	-	-	-	-	-	-	-	-	-
Exeter Township, Precinct 2	-	-	-	-	-	-	-	-	-	-
Frenchtown Township, Precinct 1	-	-	-	-	-	-	-	-	-	-
Frenchtown Township, Precinct 2	-	-	-	-	-	-	-	-	-	-
Frenchtown Township, Precinct 3	-	-	-	-	-	-	-	-	-	-
Frenchtown Township, Precinct 4	-	-	-	-	-	-	-	-	-	-
Frenchtown Township, Precinct 5	-	-	-	-	-	-	-	-	-	-
Frenchtown Township, Precinct 6	-	-	-	-	-	-	-	-	-	-
Frenchtown Township, Precinct 7	-	-	-	-	-	-	-	-	-	-
Frenchtown Township, Precinct 8	-	-	-	-	-	-	-	-	-	-
Frenchtown Township, Precinct 9	-	-	-	-	-	-	-	-	-	-
Ida Township, Precinct 1	-	-	-	-	-	-	-	-	-	-
Ida Township, Precinct 2	-	-	-	-	-	-	-	-	-	-
LaSalle Township, Precinct 1	-	-	-	-	-	-	-	-	-	-
LaSalle Township, Precinct 2	-	-	-	-	-	-	-	-	-	-
London Township, Precinct 1	-	-	-	-	-	-	-	-	-	-
Milan Township, Precinct 1	-	-	-	-	-	-	-	-	-	-
Monroe Charter Township, Precinct 1	-	-	-	-	-	-	-	-	-	-
Monroe Charter Township, Precinct 2	-	-	-	-	-	-	-	-	-	-
Monroe Charter Township, Precinct 3	-	-	-	-	-	-	-	-	-	-
Monroe Charter Township, Precinct 4	-	-	-	-	-	-	-	-	-	-
Monroe Charter Township, Precinct 5	-	-	-	-	-	-	-	-	-	-
Monroe Charter Township, Precinct 6	-	-	-	-	-	-	-	-	-	-

Statement of Votes Cast
Monroe County
August 2010
SOVC For Jurisdiction Wide, All Counters, All Races
Official results

	Bedford Twp. #1					Bedford Twp. #2				
	Reg. Voters	Vote For	Total Votes	Write-In Votes		Reg. Voters	Vote For	Total Votes	Write-In Votes	
Raisinville Township, Precinct 1	-	-	-	-	-	-	-	-	-	-
Raisinville Township, Precinct 2	-	-	-	-	-	-	-	-	-	-
Summerfield Township, Precinct 1	-	-	-	-	-	-	-	-	-	-
Whiteford Township, Precinct 1	-	-	-	-	-	-	-	-	-	-
Whiteford Township, Precinct 2	-	-	-	-	-	-	-	-	-	-
Total	1045	2	1	1	100.00%	1741	4	12	12	100.00%

Statement of Votes Cast
Monroe County
August 2010
SOVC For Jurisdiction Wide, All Counters, All Races
Official results

Bedford Twp. #3

	Reg. Voters	Vote For	Total Votes	Laura E. Keehn (DEM)		Write-In Votes	
Jurisdiction Wide							
City of Luna Pier, Precinct 1	-	-	-	-	-	-	-
City of Milan, Precinct 1	-	-	-	-	-	-	-
City of Monroe, Precinct 1	-	-	-	-	-	-	-
City of Monroe, Precinct 2	-	-	-	-	-	-	-
City of Monroe, Precinct 3N	-	-	-	-	-	-	-
City of Monroe, Precinct 3S	-	-	-	-	-	-	-
City of Monroe, Precinct 4	-	-	-	-	-	-	-
City of Monroe, Precinct 5	-	-	-	-	-	-	-
City of Monroe, Precinct 6	-	-	-	-	-	-	-
City of Petersburg, Precinct 1	-	-	-	-	-	-	-
Ash Township, Precinct 1	-	-	-	-	-	-	-
Ash Township, Precinct 2	-	-	-	-	-	-	-
Ash Township, Precinct 3	-	-	-	-	-	-	-
Bedford Township, Precinct 1	-	-	-	-	-	-	-
Bedford Township, Precinct 2	-	-	-	-	-	-	-
Bedford Township, Precinct 3	1527	4	65	65	100.00%	0	0.00%
Bedford Township, Precinct 4	-	-	-	-	-	-	-
Bedford Township, Precinct 5	-	-	-	-	-	-	-
Bedford Township, Precinct 6	-	-	-	-	-	-	-
Bedford Township, Precinct 7	-	-	-	-	-	-	-
Bedford Township, Precinct 8	-	-	-	-	-	-	-
Bedford Township, Precinct 9	-	-	-	-	-	-	-
Bedford Township, Precinct 10	-	-	-	-	-	-	-
Bedford Township, Precinct 11	-	-	-	-	-	-	-
Bedford Township, Precinct 12	-	-	-	-	-	-	-
Bedford Township, Precinct 13	-	-	-	-	-	-	-
Bedford Township, Precinct 14	-	-	-	-	-	-	-
Berlin Township, Precinct 1	-	-	-	-	-	-	-
Berlin Township, Precinct 2	-	-	-	-	-	-	-
Berlin Township, Precinct 3	-	-	-	-	-	-	-
Berlin Township, Precinct 4	-	-	-	-	-	-	-
Dundee Township, Precinct 1	-	-	-	-	-	-	-
Dundee Township, Precinct 2	-	-	-	-	-	-	-
Dundee Township, Precinct 3	-	-	-	-	-	-	-
Erie Township, Precinct 1	-	-	-	-	-	-	-
Erie Township, Precinct 2	-	-	-	-	-	-	-
Exeter Township, Precinct 1	-	-	-	-	-	-	-
Exeter Township, Precinct 2	-	-	-	-	-	-	-
Frenchtown Township, Precinct 1	-	-	-	-	-	-	-
Frenchtown Township, Precinct 2	-	-	-	-	-	-	-
Frenchtown Township, Precinct 3	-	-	-	-	-	-	-
Frenchtown Township, Precinct 4	-	-	-	-	-	-	-
Frenchtown Township, Precinct 5	-	-	-	-	-	-	-
Frenchtown Township, Precinct 6	-	-	-	-	-	-	-
Frenchtown Township, Precinct 7	-	-	-	-	-	-	-
Frenchtown Township, Precinct 8	-	-	-	-	-	-	-
Frenchtown Township, Precinct 9	-	-	-	-	-	-	-
Ida Township, Precinct 1	-	-	-	-	-	-	-
Ida Township, Precinct 2	-	-	-	-	-	-	-
LaSalle Township, Precinct 1	-	-	-	-	-	-	-
LaSalle Township, Precinct 2	-	-	-	-	-	-	-
London Township, Precinct 1	-	-	-	-	-	-	-
Milan Township, Precinct 1	-	-	-	-	-	-	-
Monroe Charter Township, Precinct 1	-	-	-	-	-	-	-
Monroe Charter Township, Precinct 2	-	-	-	-	-	-	-
Monroe Charter Township, Precinct 3	-	-	-	-	-	-	-
Monroe Charter Township, Precinct 4	-	-	-	-	-	-	-
Monroe Charter Township, Precinct 5	-	-	-	-	-	-	-
Monroe Charter Township, Precinct 6	-	-	-	-	-	-	-

Statement of Votes Cast
Monroe County
August 2010
SOVC For Jurisdiction Wide, All Counters, All Races
Official results

	Bedford Twp. #3						
	Reg. Voters	Vote For	Total Votes	Laura E. Keehn (DEM)		Write-In Votes	
Raisinville Township, Precinct 1	-	-	-	-	-	-	-
Raisinville Township, Precinct 2	-	-	-	-	-	-	-
Summerfield Township, Precinct 1	-	-	-	-	-	-	-
Whiteford Township, Precinct 1	-	-	-	-	-	-	-
Whiteford Township, Precinct 2	-	-	-	-	-	-	-
Total	1527	4	65	65	100.00%	0	0.00%

Statement of Votes Cast
Monroe County
August 2010
SOVC For Jurisdiction Wide, All Counters, All Races
Official results

	Bedford Twp. #4								
	Reg. Voters	Vote For	Total Votes	Line Buck (DEM)		Stan Lewinski (DEM)		Wayne Meehean (DEM)	
Jurisdiction Wide									
City of Luna Pier, Precinct 1	-	-	-	-	-	-	-	-	-
City of Milan, Precinct 1	-	-	-	-	-	-	-	-	-
City of Monroe, Precinct 1	-	-	-	-	-	-	-	-	-
City of Monroe, Precinct 2	-	-	-	-	-	-	-	-	-
City of Monroe, Precinct 3N	-	-	-	-	-	-	-	-	-
City of Monroe, Precinct 3S	-	-	-	-	-	-	-	-	-
City of Monroe, Precinct 4	-	-	-	-	-	-	-	-	-
City of Monroe, Precinct 5	-	-	-	-	-	-	-	-	-
City of Monroe, Precinct 6	-	-	-	-	-	-	-	-	-
City of Petersburg, Precinct 1	-	-	-	-	-	-	-	-	-
Ash Township, Precinct 1	-	-	-	-	-	-	-	-	-
Ash Township, Precinct 2	-	-	-	-	-	-	-	-	-
Ash Township, Precinct 3	-	-	-	-	-	-	-	-	-
Bedford Township, Precinct 1	-	-	-	-	-	-	-	-	-
Bedford Township, Precinct 2	-	-	-	-	-	-	-	-	-
Bedford Township, Precinct 3	-	-	-	-	-	-	-	-	-
Bedford Township, Precinct 4	2051	4	248	52	20.97%	75	30.24%	52	20.97%
Bedford Township, Precinct 5	-	-	-	-	-	-	-	-	-
Bedford Township, Precinct 6	-	-	-	-	-	-	-	-	-
Bedford Township, Precinct 7	-	-	-	-	-	-	-	-	-
Bedford Township, Precinct 8	-	-	-	-	-	-	-	-	-
Bedford Township, Precinct 9	-	-	-	-	-	-	-	-	-
Bedford Township, Precinct 10	-	-	-	-	-	-	-	-	-
Bedford Township, Precinct 11	-	-	-	-	-	-	-	-	-
Bedford Township, Precinct 12	-	-	-	-	-	-	-	-	-
Bedford Township, Precinct 13	-	-	-	-	-	-	-	-	-
Bedford Township, Precinct 14	-	-	-	-	-	-	-	-	-
Berlin Township, Precinct 1	-	-	-	-	-	-	-	-	-
Berlin Township, Precinct 2	-	-	-	-	-	-	-	-	-
Berlin Township, Precinct 3	-	-	-	-	-	-	-	-	-
Berlin Township, Precinct 4	-	-	-	-	-	-	-	-	-
Dundee Township, Precinct 1	-	-	-	-	-	-	-	-	-
Dundee Township, Precinct 2	-	-	-	-	-	-	-	-	-
Dundee Township, Precinct 3	-	-	-	-	-	-	-	-	-
Erie Township, Precinct 1	-	-	-	-	-	-	-	-	-
Erie Township, Precinct 2	-	-	-	-	-	-	-	-	-
Exeter Township, Precinct 1	-	-	-	-	-	-	-	-	-
Exeter Township, Precinct 2	-	-	-	-	-	-	-	-	-
Frenchtown Township, Precinct 1	-	-	-	-	-	-	-	-	-
Frenchtown Township, Precinct 2	-	-	-	-	-	-	-	-	-
Frenchtown Township, Precinct 3	-	-	-	-	-	-	-	-	-
Frenchtown Township, Precinct 4	-	-	-	-	-	-	-	-	-
Frenchtown Township, Precinct 5	-	-	-	-	-	-	-	-	-
Frenchtown Township, Precinct 6	-	-	-	-	-	-	-	-	-
Frenchtown Township, Precinct 7	-	-	-	-	-	-	-	-	-
Frenchtown Township, Precinct 8	-	-	-	-	-	-	-	-	-
Frenchtown Township, Precinct 9	-	-	-	-	-	-	-	-	-
Ida Township, Precinct 1	-	-	-	-	-	-	-	-	-
Ida Township, Precinct 2	-	-	-	-	-	-	-	-	-
LaSalle Township, Precinct 1	-	-	-	-	-	-	-	-	-
LaSalle Township, Precinct 2	-	-	-	-	-	-	-	-	-
London Township, Precinct 1	-	-	-	-	-	-	-	-	-
Milan Township, Precinct 1	-	-	-	-	-	-	-	-	-
Monroe Charter Township, Precinct 1	-	-	-	-	-	-	-	-	-
Monroe Charter Township, Precinct 2	-	-	-	-	-	-	-	-	-
Monroe Charter Township, Precinct 3	-	-	-	-	-	-	-	-	-
Monroe Charter Township, Precinct 4	-	-	-	-	-	-	-	-	-
Monroe Charter Township, Precinct 5	-	-	-	-	-	-	-	-	-
Monroe Charter Township, Precinct 6	-	-	-	-	-	-	-	-	-

Statement of Votes Cast
Monroe County
August 2010
SOVC For Jurisdiction Wide, All Counters, All Races
Official results

	Bedford Twp. #4								
	Reg. Voters	Vote For	Total Votes	Line Buck (DEM)		Stan Lewinski (DEM)		Wayne Meehean (DEM)	
Raisinville Township, Precinct 1	-	-	-	-	-	-	-	-	-
Raisinville Township, Precinct 2	-	-	-	-	-	-	-	-	-
Summerfield Township, Precinct 1	-	-	-	-	-	-	-	-	-
Whiteford Township, Precinct 1	-	-	-	-	-	-	-	-	-
Whiteford Township, Precinct 2	-	-	-	-	-	-	-	-	-
Total	2051	4	248	52	20.97%	75	30.24%	52	20.97%

Statement of Votes Cast
Monroe County
August 2010
SOVC For Jurisdiction Wide, All Counters, All Races
Official results

	Bedford Twp. #4			
	Mary Ann Neopolitan (DEM)		Write-In Votes	
Jurisdiction Wide				
City of Luna Pier, Precinct 1	-	-	-	-
City of Milan, Precinct 1	-	-	-	-
City of Monroe, Precinct 1	-	-	-	-
City of Monroe, Precinct 2	-	-	-	-
City of Monroe, Precinct 3N	-	-	-	-
City of Monroe, Precinct 3S	-	-	-	-
City of Monroe, Precinct 4	-	-	-	-
City of Monroe, Precinct 5	-	-	-	-
City of Monroe, Precinct 6	-	-	-	-
City of Petersburg, Precinct 1	-	-	-	-
Ash Township, Precinct 1	-	-	-	-
Ash Township, Precinct 2	-	-	-	-
Ash Township, Precinct 3	-	-	-	-
Bedford Township, Precinct 1	-	-	-	-
Bedford Township, Precinct 2	-	-	-	-
Bedford Township, Precinct 3	-	-	-	-
Bedford Township, Precinct 4	69	27.82%	0	0.00%
Bedford Township, Precinct 5	-	-	-	-
Bedford Township, Precinct 6	-	-	-	-
Bedford Township, Precinct 7	-	-	-	-
Bedford Township, Precinct 8	-	-	-	-
Bedford Township, Precinct 9	-	-	-	-
Bedford Township, Precinct 10	-	-	-	-
Bedford Township, Precinct 11	-	-	-	-
Bedford Township, Precinct 12	-	-	-	-
Bedford Township, Precinct 13	-	-	-	-
Bedford Township, Precinct 14	-	-	-	-
Berlin Township, Precinct 1	-	-	-	-
Berlin Township, Precinct 2	-	-	-	-
Berlin Township, Precinct 3	-	-	-	-
Berlin Township, Precinct 4	-	-	-	-
Dundee Township, Precinct 1	-	-	-	-
Dundee Township, Precinct 2	-	-	-	-
Dundee Township, Precinct 3	-	-	-	-
Erie Township, Precinct 1	-	-	-	-
Erie Township, Precinct 2	-	-	-	-
Exeter Township, Precinct 1	-	-	-	-
Exeter Township, Precinct 2	-	-	-	-
Frenchtown Township, Precinct 1	-	-	-	-
Frenchtown Township, Precinct 2	-	-	-	-
Frenchtown Township, Precinct 3	-	-	-	-
Frenchtown Township, Precinct 4	-	-	-	-
Frenchtown Township, Precinct 5	-	-	-	-
Frenchtown Township, Precinct 6	-	-	-	-
Frenchtown Township, Precinct 7	-	-	-	-
Frenchtown Township, Precinct 8	-	-	-	-
Frenchtown Township, Precinct 9	-	-	-	-
Ida Township, Precinct 1	-	-	-	-
Ida Township, Precinct 2	-	-	-	-
LaSalle Township, Precinct 1	-	-	-	-
LaSalle Township, Precinct 2	-	-	-	-
London Township, Precinct 1	-	-	-	-
Milan Township, Precinct 1	-	-	-	-
Monroe Charter Township, Precinct 1	-	-	-	-
Monroe Charter Township, Precinct 2	-	-	-	-
Monroe Charter Township, Precinct 3	-	-	-	-
Monroe Charter Township, Precinct 4	-	-	-	-
Monroe Charter Township, Precinct 5	-	-	-	-
Monroe Charter Township, Precinct 6	-	-	-	-

Statement of Votes Cast
Monroe County
August 2010
SOVC For Jurisdiction Wide, All Counters, All Races
Official results

	Bedford Twp. #4			
	Mary Ann Neopolitan (DEM)		Write-In Votes	
Raisinville Township, Precinct 1	-	-	-	-
Raisinville Township, Precinct 2	-	-	-	-
Summerfield Township, Precinct 1	-	-	-	-
Whiteford Township, Precinct 1	-	-	-	-
Whiteford Township, Precinct 2	-	-	-	-
Total	69	27.82%	0	0.00%

Statement of Votes Cast
Monroe County
August 2010
SOVC For Jurisdiction Wide, All Counters, All Races
Official results

Bedford Twp. #5

	Reg. Voters	Vote For	Total Votes	Dennis Moss (DEM)		Write-In Votes	
Jurisdiction Wide							
City of Luna Pier, Precinct 1	-	-	-	-	-	-	-
City of Milan, Precinct 1	-	-	-	-	-	-	-
City of Monroe, Precinct 1	-	-	-	-	-	-	-
City of Monroe, Precinct 2	-	-	-	-	-	-	-
City of Monroe, Precinct 3N	-	-	-	-	-	-	-
City of Monroe, Precinct 3S	-	-	-	-	-	-	-
City of Monroe, Precinct 4	-	-	-	-	-	-	-
City of Monroe, Precinct 5	-	-	-	-	-	-	-
City of Monroe, Precinct 6	-	-	-	-	-	-	-
City of Petersburg, Precinct 1	-	-	-	-	-	-	-
Ash Township, Precinct 1	-	-	-	-	-	-	-
Ash Township, Precinct 2	-	-	-	-	-	-	-
Ash Township, Precinct 3	-	-	-	-	-	-	-
Bedford Township, Precinct 1	-	-	-	-	-	-	-
Bedford Township, Precinct 2	-	-	-	-	-	-	-
Bedford Township, Precinct 3	-	-	-	-	-	-	-
Bedford Township, Precinct 4	-	-	-	-	-	-	-
Bedford Township, Precinct 5	1755	4	96	94	97.92%	2	2.08%
Bedford Township, Precinct 6	-	-	-	-	-	-	-
Bedford Township, Precinct 7	-	-	-	-	-	-	-
Bedford Township, Precinct 8	-	-	-	-	-	-	-
Bedford Township, Precinct 9	-	-	-	-	-	-	-
Bedford Township, Precinct 10	-	-	-	-	-	-	-
Bedford Township, Precinct 11	-	-	-	-	-	-	-
Bedford Township, Precinct 12	-	-	-	-	-	-	-
Bedford Township, Precinct 13	-	-	-	-	-	-	-
Bedford Township, Precinct 14	-	-	-	-	-	-	-
Berlin Township, Precinct 1	-	-	-	-	-	-	-
Berlin Township, Precinct 2	-	-	-	-	-	-	-
Berlin Township, Precinct 3	-	-	-	-	-	-	-
Berlin Township, Precinct 4	-	-	-	-	-	-	-
Dundee Township, Precinct 1	-	-	-	-	-	-	-
Dundee Township, Precinct 2	-	-	-	-	-	-	-
Dundee Township, Precinct 3	-	-	-	-	-	-	-
Erie Township, Precinct 1	-	-	-	-	-	-	-
Erie Township, Precinct 2	-	-	-	-	-	-	-
Exeter Township, Precinct 1	-	-	-	-	-	-	-
Exeter Township, Precinct 2	-	-	-	-	-	-	-
Frenchtown Township, Precinct 1	-	-	-	-	-	-	-
Frenchtown Township, Precinct 2	-	-	-	-	-	-	-
Frenchtown Township, Precinct 3	-	-	-	-	-	-	-
Frenchtown Township, Precinct 4	-	-	-	-	-	-	-
Frenchtown Township, Precinct 5	-	-	-	-	-	-	-
Frenchtown Township, Precinct 6	-	-	-	-	-	-	-
Frenchtown Township, Precinct 7	-	-	-	-	-	-	-
Frenchtown Township, Precinct 8	-	-	-	-	-	-	-
Frenchtown Township, Precinct 9	-	-	-	-	-	-	-
Ida Township, Precinct 1	-	-	-	-	-	-	-
Ida Township, Precinct 2	-	-	-	-	-	-	-
LaSalle Township, Precinct 1	-	-	-	-	-	-	-
LaSalle Township, Precinct 2	-	-	-	-	-	-	-
London Township, Precinct 1	-	-	-	-	-	-	-
Milan Township, Precinct 1	-	-	-	-	-	-	-
Monroe Charter Township, Precinct 1	-	-	-	-	-	-	-
Monroe Charter Township, Precinct 2	-	-	-	-	-	-	-
Monroe Charter Township, Precinct 3	-	-	-	-	-	-	-
Monroe Charter Township, Precinct 4	-	-	-	-	-	-	-
Monroe Charter Township, Precinct 5	-	-	-	-	-	-	-
Monroe Charter Township, Precinct 6	-	-	-	-	-	-	-

Thomas Freker - 1

Statement of Votes Cast
Monroe County
August 2010
SOVC For Jurisdiction Wide, All Counters, All Races
Official results

	Bedford Twp. #5						
	Reg. Voters	Vote For	Total Votes	Dennis Moss (DEM)		Write-In Votes	
Raisinville Township, Precinct 1	-	-	-	-	-	-	-
Raisinville Township, Precinct 2	-	-	-	-	-	-	-
Summerfield Township, Precinct 1	-	-	-	-	-	-	-
Whiteford Township, Precinct 1	-	-	-	-	-	-	-
Whiteford Township, Precinct 2	-	-	-	-	-	-	-
Total	1755	4	96	94	97.92%	2	2.08%

Statement of Votes Cast
Monroe County
August 2010
SOVC For Jurisdiction Wide, All Counters, All Races
Official results

	Bedford Twp. #6						
	Reg. Voters	Vote For	Total Votes	Paul Padot (DEM)		Write-In Votes	
Jurisdiction Wide							
City of Luna Pier, Precinct 1	-	-	-	-	-	-	-
City of Milan, Precinct 1	-	-	-	-	-	-	-
City of Monroe, Precinct 1	-	-	-	-	-	-	-
City of Monroe, Precinct 2	-	-	-	-	-	-	-
City of Monroe, Precinct 3N	-	-	-	-	-	-	-
City of Monroe, Precinct 3S	-	-	-	-	-	-	-
City of Monroe, Precinct 4	-	-	-	-	-	-	-
City of Monroe, Precinct 5	-	-	-	-	-	-	-
City of Monroe, Precinct 6	-	-	-	-	-	-	-
City of Petersburg, Precinct 1	-	-	-	-	-	-	-
Ash Township, Precinct 1	-	-	-	-	-	-	-
Ash Township, Precinct 2	-	-	-	-	-	-	-
Ash Township, Precinct 3	-	-	-	-	-	-	-
Bedford Township, Precinct 1	-	-	-	-	-	-	-
Bedford Township, Precinct 2	-	-	-	-	-	-	-
Bedford Township, Precinct 3	-	-	-	-	-	-	-
Bedford Township, Precinct 4	-	-	-	-	-	-	-
Bedford Township, Precinct 5	-	-	-	-	-	-	-
Bedford Township, Precinct 6	2042	4	113	109	96.46%	4	3.54%
Bedford Township, Precinct 7	-	-	-	-	-	-	-
Bedford Township, Precinct 8	-	-	-	-	-	-	-
Bedford Township, Precinct 9	-	-	-	-	-	-	-
Bedford Township, Precinct 10	-	-	-	-	-	-	-
Bedford Township, Precinct 11	-	-	-	-	-	-	-
Bedford Township, Precinct 12	-	-	-	-	-	-	-
Bedford Township, Precinct 13	-	-	-	-	-	-	-
Bedford Township, Precinct 14	-	-	-	-	-	-	-
Berlin Township, Precinct 1	-	-	-	-	-	-	-
Berlin Township, Precinct 2	-	-	-	-	-	-	-
Berlin Township, Precinct 3	-	-	-	-	-	-	-
Berlin Township, Precinct 4	-	-	-	-	-	-	-
Dundee Township, Precinct 1	-	-	-	-	-	-	-
Dundee Township, Precinct 2	-	-	-	-	-	-	-
Dundee Township, Precinct 3	-	-	-	-	-	-	-
Erie Township, Precinct 1	-	-	-	-	-	-	-
Erie Township, Precinct 2	-	-	-	-	-	-	-
Exeter Township, Precinct 1	-	-	-	-	-	-	-
Exeter Township, Precinct 2	-	-	-	-	-	-	-
Frenchtown Township, Precinct 1	-	-	-	-	-	-	-
Frenchtown Township, Precinct 2	-	-	-	-	-	-	-
Frenchtown Township, Precinct 3	-	-	-	-	-	-	-
Frenchtown Township, Precinct 4	-	-	-	-	-	-	-
Frenchtown Township, Precinct 5	-	-	-	-	-	-	-
Frenchtown Township, Precinct 6	-	-	-	-	-	-	-
Frenchtown Township, Precinct 7	-	-	-	-	-	-	-
Frenchtown Township, Precinct 8	-	-	-	-	-	-	-
Frenchtown Township, Precinct 9	-	-	-	-	-	-	-
Ida Township, Precinct 1	-	-	-	-	-	-	-
Ida Township, Precinct 2	-	-	-	-	-	-	-
LaSalle Township, Precinct 1	-	-	-	-	-	-	-
LaSalle Township, Precinct 2	-	-	-	-	-	-	-
London Township, Precinct 1	-	-	-	-	-	-	-
Milan Township, Precinct 1	-	-	-	-	-	-	-
Monroe Charter Township, Precinct 1	-	-	-	-	-	-	-
Monroe Charter Township, Precinct 2	-	-	-	-	-	-	-
Monroe Charter Township, Precinct 3	-	-	-	-	-	-	-
Monroe Charter Township, Precinct 4	-	-	-	-	-	-	-
Monroe Charter Township, Precinct 5	-	-	-	-	-	-	-
Monroe Charter Township, Precinct 6	-	-	-	-	-	-	-

Statement of Votes Cast
Monroe County
August 2010
SOVC For Jurisdiction Wide, All Counters, All Races
Official results

	Bedford Twp. #6						
	Reg. Voters	Vote For	Total Votes	Paul Padot (DEM)		Write-In Votes	
Raisinville Township, Precinct 1	-	-	-	-	-	-	-
Raisinville Township, Precinct 2	-	-	-	-	-	-	-
Summerfield Township, Precinct 1	-	-	-	-	-	-	-
Whiteford Township, Precinct 1	-	-	-	-	-	-	-
Whiteford Township, Precinct 2	-	-	-	-	-	-	-
Total	2042	4	113	109	96.46%	4	3.54%

Statement of Votes Cast
Monroe County
August 2010
SOVC For Jurisdiction Wide, All Counters, All Races
Official results

Bedford Twp. #7

	Reg. Voters	Vote For	Total Votes	James Goebel (DEM)		Write-In Votes	
Jurisdiction Wide							
City of Luna Pier, Precinct 1	-	-	-	-	-	-	-
City of Milan, Precinct 1	-	-	-	-	-	-	-
City of Monroe, Precinct 1	-	-	-	-	-	-	-
City of Monroe, Precinct 2	-	-	-	-	-	-	-
City of Monroe, Precinct 3N	-	-	-	-	-	-	-
City of Monroe, Precinct 3S	-	-	-	-	-	-	-
City of Monroe, Precinct 4	-	-	-	-	-	-	-
City of Monroe, Precinct 5	-	-	-	-	-	-	-
City of Monroe, Precinct 6	-	-	-	-	-	-	-
City of Petersburg, Precinct 1	-	-	-	-	-	-	-
Ash Township, Precinct 1	-	-	-	-	-	-	-
Ash Township, Precinct 2	-	-	-	-	-	-	-
Ash Township, Precinct 3	-	-	-	-	-	-	-
Bedford Township, Precinct 1	-	-	-	-	-	-	-
Bedford Township, Precinct 2	-	-	-	-	-	-	-
Bedford Township, Precinct 3	-	-	-	-	-	-	-
Bedford Township, Precinct 4	-	-	-	-	-	-	-
Bedford Township, Precinct 5	-	-	-	-	-	-	-
Bedford Township, Precinct 6	-	-	-	-	-	-	-
Bedford Township, Precinct 7	1692	4	93	93	100.00%	0	0.00%
Bedford Township, Precinct 8	-	-	-	-	-	-	-
Bedford Township, Precinct 9	-	-	-	-	-	-	-
Bedford Township, Precinct 10	-	-	-	-	-	-	-
Bedford Township, Precinct 11	-	-	-	-	-	-	-
Bedford Township, Precinct 12	-	-	-	-	-	-	-
Bedford Township, Precinct 13	-	-	-	-	-	-	-
Bedford Township, Precinct 14	-	-	-	-	-	-	-
Berlin Township, Precinct 1	-	-	-	-	-	-	-
Berlin Township, Precinct 2	-	-	-	-	-	-	-
Berlin Township, Precinct 3	-	-	-	-	-	-	-
Berlin Township, Precinct 4	-	-	-	-	-	-	-
Dundee Township, Precinct 1	-	-	-	-	-	-	-
Dundee Township, Precinct 2	-	-	-	-	-	-	-
Dundee Township, Precinct 3	-	-	-	-	-	-	-
Erie Township, Precinct 1	-	-	-	-	-	-	-
Erie Township, Precinct 2	-	-	-	-	-	-	-
Exeter Township, Precinct 1	-	-	-	-	-	-	-
Exeter Township, Precinct 2	-	-	-	-	-	-	-
Frenchtown Township, Precinct 1	-	-	-	-	-	-	-
Frenchtown Township, Precinct 2	-	-	-	-	-	-	-
Frenchtown Township, Precinct 3	-	-	-	-	-	-	-
Frenchtown Township, Precinct 4	-	-	-	-	-	-	-
Frenchtown Township, Precinct 5	-	-	-	-	-	-	-
Frenchtown Township, Precinct 6	-	-	-	-	-	-	-
Frenchtown Township, Precinct 7	-	-	-	-	-	-	-
Frenchtown Township, Precinct 8	-	-	-	-	-	-	-
Frenchtown Township, Precinct 9	-	-	-	-	-	-	-
Ida Township, Precinct 1	-	-	-	-	-	-	-
Ida Township, Precinct 2	-	-	-	-	-	-	-
LaSalle Township, Precinct 1	-	-	-	-	-	-	-
LaSalle Township, Precinct 2	-	-	-	-	-	-	-
London Township, Precinct 1	-	-	-	-	-	-	-
Milan Township, Precinct 1	-	-	-	-	-	-	-
Monroe Charter Township, Precinct 1	-	-	-	-	-	-	-
Monroe Charter Township, Precinct 2	-	-	-	-	-	-	-
Monroe Charter Township, Precinct 3	-	-	-	-	-	-	-
Monroe Charter Township, Precinct 4	-	-	-	-	-	-	-
Monroe Charter Township, Precinct 5	-	-	-	-	-	-	-
Monroe Charter Township, Precinct 6	-	-	-	-	-	-	-

Statement of Votes Cast
Monroe County
August 2010
SOVC For Jurisdiction Wide, All Counters, All Races
Official results

	Bedford Twp. #7						
	Reg. Voters	Vote For	Total Votes	James Goebel (DEM)		Write-In Votes	
Raisinville Township, Precinct 1	-	-	-	-	-	-	-
Raisinville Township, Precinct 2	-	-	-	-	-	-	-
Summerfield Township, Precinct 1	-	-	-	-	-	-	-
Whiteford Township, Precinct 1	-	-	-	-	-	-	-
Whiteford Township, Precinct 2	-	-	-	-	-	-	-
Total	1692	4	93	93	100.00%	0	0.00%

Statement of Votes Cast
Monroe County
August 2010
SOVC For Jurisdiction Wide, All Counters, All Races
Official results

	Bedford Twp. #8					Bedford Twp. #9				
	Reg. Voters	Vote For	Total Votes	Write-In Votes		Reg. Voters	Vote For	Total Votes	Write-In Votes	
Jurisdiction Wide										
City of Luna Pier, Precinct 1	-	-	-	-	-	-	-	-	-	-
City of Milan, Precinct 1	-	-	-	-	-	-	-	-	-	-
City of Monroe, Precinct 1	-	-	-	-	-	-	-	-	-	-
City of Monroe, Precinct 2	-	-	-	-	-	-	-	-	-	-
City of Monroe, Precinct 3N	-	-	-	-	-	-	-	-	-	-
City of Monroe, Precinct 3S	-	-	-	-	-	-	-	-	-	-
City of Monroe, Precinct 4	-	-	-	-	-	-	-	-	-	-
City of Monroe, Precinct 5	-	-	-	-	-	-	-	-	-	-
City of Monroe, Precinct 6	-	-	-	-	-	-	-	-	-	-
City of Petersburg, Precinct 1	-	-	-	-	-	-	-	-	-	-
Ash Township, Precinct 1	-	-	-	-	-	-	-	-	-	-
Ash Township, Precinct 2	-	-	-	-	-	-	-	-	-	-
Ash Township, Precinct 3	-	-	-	-	-	-	-	-	-	-
Bedford Township, Precinct 1	-	-	-	-	-	-	-	-	-	-
Bedford Township, Precinct 2	-	-	-	-	-	-	-	-	-	-
Bedford Township, Precinct 3	-	-	-	-	-	-	-	-	-	-
Bedford Township, Precinct 4	-	-	-	-	-	-	-	-	-	-
Bedford Township, Precinct 5	-	-	-	-	-	-	-	-	-	-
Bedford Township, Precinct 6	-	-	-	-	-	-	-	-	-	-
Bedford Township, Precinct 7	-	-	-	-	-	-	-	-	-	-
Bedford Township, Precinct 8	1720	4	10	10	100.00%	-	-	-	-	-
Bedford Township, Precinct 9	-	-	-	-	-	1099	3	4	4	100.00%
Bedford Township, Precinct 10	-	-	-	-	-	-	-	-	-	-
Bedford Township, Precinct 11	-	-	-	-	-	-	-	-	-	-
Bedford Township, Precinct 12	-	-	-	-	-	-	-	-	-	-
Bedford Township, Precinct 13	-	-	-	-	-	-	-	-	-	-
Bedford Township, Precinct 14	-	-	-	-	-	-	-	-	-	-
Berlin Township, Precinct 1	-	-	-	-	-	-	-	-	-	-
Berlin Township, Precinct 2	-	-	-	-	-	-	-	-	-	-
Berlin Township, Precinct 3	-	-	-	-	-	-	-	-	-	-
Berlin Township, Precinct 4	-	-	-	-	-	-	-	-	-	-
Dundee Township, Precinct 1	-	-	-	-	-	-	-	-	-	-
Dundee Township, Precinct 2	-	-	-	-	-	-	-	-	-	-
Dundee Township, Precinct 3	-	-	-	-	-	-	-	-	-	-
Erie Township, Precinct 1	-	-	-	-	-	-	-	-	-	-
Erie Township, Precinct 2	-	-	-	-	-	-	-	-	-	-
Exeter Township, Precinct 1	-	-	-	-	-	-	-	-	-	-
Exeter Township, Precinct 2	-	-	-	-	-	-	-	-	-	-
Frenchtown Township, Precinct 1	-	-	-	-	-	-	-	-	-	-
Frenchtown Township, Precinct 2	-	-	-	-	-	-	-	-	-	-
Frenchtown Township, Precinct 3	-	-	-	-	-	-	-	-	-	-
Frenchtown Township, Precinct 4	-	-	-	-	-	-	-	-	-	-
Frenchtown Township, Precinct 5	-	-	-	-	-	-	-	-	-	-
Frenchtown Township, Precinct 6	-	-	-	-	-	-	-	-	-	-
Frenchtown Township, Precinct 7	-	-	-	-	-	-	-	-	-	-
Frenchtown Township, Precinct 8	-	-	-	-	-	-	-	-	-	-
Frenchtown Township, Precinct 9	-	-	-	-	-	-	-	-	-	-
Ida Township, Precinct 1	-	-	-	-	-	-	-	-	-	-
Ida Township, Precinct 2	-	-	-	-	-	-	-	-	-	-
LaSalle Township, Precinct 1	-	-	-	-	-	-	-	-	-	-
LaSalle Township, Precinct 2	-	-	-	-	-	-	-	-	-	-
London Township, Precinct 1	-	-	-	-	-	-	-	-	-	-
Milan Township, Precinct 1	-	-	-	-	-	-	-	-	-	-
Monroe Charter Township, Precinct 1	-	-	-	-	-	-	-	-	-	-
Monroe Charter Township, Precinct 2	-	-	-	-	-	-	-	-	-	-
Monroe Charter Township, Precinct 3	-	-	-	-	-	-	-	-	-	-
Monroe Charter Township, Precinct 4	-	-	-	-	-	-	-	-	-	-
Monroe Charter Township, Precinct 5	-	-	-	-	-	-	-	-	-	-
Monroe Charter Township, Precinct 6	-	-	-	-	-	-	-	-	-	-

Statement of Votes Cast
Monroe County
August 2010
SOVC For Jurisdiction Wide, All Counters, All Races
Official results

	Bedford Twp. #8					Bedford Twp. #9				
	Reg. Voters	Vote For	Total Votes	Write-In Votes		Reg. Voters	Vote For	Total Votes	Write-In Votes	
Raisinville Township, Precinct 1	-	-	-	-	-	-	-	-	-	-
Raisinville Township, Precinct 2	-	-	-	-	-	-	-	-	-	-
Summerfield Township, Precinct 1	-	-	-	-	-	-	-	-	-	-
Whiteford Township, Precinct 1	-	-	-	-	-	-	-	-	-	-
Whiteford Township, Precinct 2	-	-	-	-	-	-	-	-	-	-
Total	1720	4	10	10	100.00%	1099	3	4	4	100.00%

Statement of Votes Cast
Monroe County
August 2010
SOVC For Jurisdiction Wide, All Counters, All Races
Official results

	Bedford Twp #10					Bedford Twp. #11				
	Reg. Voters	Vote For	Total Votes	Write-In Votes		Reg. Voters	Vote For	Total Votes	Write-In Votes	
Jurisdiction Wide										
City of Luna Pier, Precinct 1	-	-	-	-	-	-	-	-	-	-
City of Milan, Precinct 1	-	-	-	-	-	-	-	-	-	-
City of Monroe, Precinct 1	-	-	-	-	-	-	-	-	-	-
City of Monroe, Precinct 2	-	-	-	-	-	-	-	-	-	-
City of Monroe, Precinct 3N	-	-	-	-	-	-	-	-	-	-
City of Monroe, Precinct 3S	-	-	-	-	-	-	-	-	-	-
City of Monroe, Precinct 4	-	-	-	-	-	-	-	-	-	-
City of Monroe, Precinct 5	-	-	-	-	-	-	-	-	-	-
City of Monroe, Precinct 6	-	-	-	-	-	-	-	-	-	-
City of Petersburg, Precinct 1	-	-	-	-	-	-	-	-	-	-
Ash Township, Precinct 1	-	-	-	-	-	-	-	-	-	-
Ash Township, Precinct 2	-	-	-	-	-	-	-	-	-	-
Ash Township, Precinct 3	-	-	-	-	-	-	-	-	-	-
Bedford Township, Precinct 1	-	-	-	-	-	-	-	-	-	-
Bedford Township, Precinct 2	-	-	-	-	-	-	-	-	-	-
Bedford Township, Precinct 3	-	-	-	-	-	-	-	-	-	-
Bedford Township, Precinct 4	-	-	-	-	-	-	-	-	-	-
Bedford Township, Precinct 5	-	-	-	-	-	-	-	-	-	-
Bedford Township, Precinct 6	-	-	-	-	-	-	-	-	-	-
Bedford Township, Precinct 7	-	-	-	-	-	-	-	-	-	-
Bedford Township, Precinct 8	-	-	-	-	-	-	-	-	-	-
Bedford Township, Precinct 9	-	-	-	-	-	-	-	-	-	-
Bedford Township, Precinct 10	1215	3	6	6	100.00%	-	-	-	-	-
Bedford Township, Precinct 11	-	-	-	-	-	2091	4	8	8	100.00%
Bedford Township, Precinct 12	-	-	-	-	-	-	-	-	-	-
Bedford Township, Precinct 13	-	-	-	-	-	-	-	-	-	-
Bedford Township, Precinct 14	-	-	-	-	-	-	-	-	-	-
Berlin Township, Precinct 1	-	-	-	-	-	-	-	-	-	-
Berlin Township, Precinct 2	-	-	-	-	-	-	-	-	-	-
Berlin Township, Precinct 3	-	-	-	-	-	-	-	-	-	-
Berlin Township, Precinct 4	-	-	-	-	-	-	-	-	-	-
Dundee Township, Precinct 1	-	-	-	-	-	-	-	-	-	-
Dundee Township, Precinct 2	-	-	-	-	-	-	-	-	-	-
Dundee Township, Precinct 3	-	-	-	-	-	-	-	-	-	-
Erie Township, Precinct 1	-	-	-	-	-	-	-	-	-	-
Erie Township, Precinct 2	-	-	-	-	-	-	-	-	-	-
Exeter Township, Precinct 1	-	-	-	-	-	-	-	-	-	-
Exeter Township, Precinct 2	-	-	-	-	-	-	-	-	-	-
Frenchtown Township, Precinct 1	-	-	-	-	-	-	-	-	-	-
Frenchtown Township, Precinct 2	-	-	-	-	-	-	-	-	-	-
Frenchtown Township, Precinct 3	-	-	-	-	-	-	-	-	-	-
Frenchtown Township, Precinct 4	-	-	-	-	-	-	-	-	-	-
Frenchtown Township, Precinct 5	-	-	-	-	-	-	-	-	-	-
Frenchtown Township, Precinct 6	-	-	-	-	-	-	-	-	-	-
Frenchtown Township, Precinct 7	-	-	-	-	-	-	-	-	-	-
Frenchtown Township, Precinct 8	-	-	-	-	-	-	-	-	-	-
Frenchtown Township, Precinct 9	-	-	-	-	-	-	-	-	-	-
Ida Township, Precinct 1	-	-	-	-	-	-	-	-	-	-
Ida Township, Precinct 2	-	-	-	-	-	-	-	-	-	-
LaSalle Township, Precinct 1	-	-	-	-	-	-	-	-	-	-
LaSalle Township, Precinct 2	-	-	-	-	-	-	-	-	-	-
London Township, Precinct 1	-	-	-	-	-	-	-	-	-	-
Milan Township, Precinct 1	-	-	-	-	-	-	-	-	-	-
Monroe Charter Township, Precinct 1	-	-	-	-	-	-	-	-	-	-
Monroe Charter Township, Precinct 2	-	-	-	-	-	-	-	-	-	-
Monroe Charter Township, Precinct 3	-	-	-	-	-	-	-	-	-	-
Monroe Charter Township, Precinct 4	-	-	-	-	-	-	-	-	-	-
Monroe Charter Township, Precinct 5	-	-	-	-	-	-	-	-	-	-
Monroe Charter Township, Precinct 6	-	-	-	-	-	-	-	-	-	-

Statement of Votes Cast
Monroe County
August 2010
SOVC For Jurisdiction Wide, All Counters, All Races
Official results

	Bedford Twp #10					Bedford Twp. #11				
	Reg. Voters	Vote For	Total Votes	Write-In Votes		Reg. Voters	Vote For	Total Votes	Write-In Votes	
Raisinville Township, Precinct 1	-	-	-	-	-	-	-	-	-	-
Raisinville Township, Precinct 2	-	-	-	-	-	-	-	-	-	-
Summerfield Township, Precinct 1	-	-	-	-	-	-	-	-	-	-
Whiteford Township, Precinct 1	-	-	-	-	-	-	-	-	-	-
Whiteford Township, Precinct 2	-	-	-	-	-	-	-	-	-	-
Total	1215	3	6	6	100.00%	2091	4	8	8	100.00%

Statement of Votes Cast
Monroe County
August 2010
SOVC For Jurisdiction Wide, All Counters, All Races
Official results

Bedford Twp. #12

	Reg. Voters	Vote For	Total Votes	Write-In Votes	
Jurisdiction Wide					
City of Luna Pier, Precinct 1	-	-	-	-	-
City of Milan, Precinct 1	-	-	-	-	-
City of Monroe, Precinct 1	-	-	-	-	-
City of Monroe, Precinct 2	-	-	-	-	-
City of Monroe, Precinct 3N	-	-	-	-	-
City of Monroe, Precinct 3S	-	-	-	-	-
City of Monroe, Precinct 4	-	-	-	-	-
City of Monroe, Precinct 5	-	-	-	-	-
City of Monroe, Precinct 6	-	-	-	-	-
City of Petersburg, Precinct 1	-	-	-	-	-
Ash Township, Precinct 1	-	-	-	-	-
Ash Township, Precinct 2	-	-	-	-	-
Ash Township, Precinct 3	-	-	-	-	-
Bedford Township, Precinct 1	-	-	-	-	-
Bedford Township, Precinct 2	-	-	-	-	-
Bedford Township, Precinct 3	-	-	-	-	-
Bedford Township, Precinct 4	-	-	-	-	-
Bedford Township, Precinct 5	-	-	-	-	-
Bedford Township, Precinct 6	-	-	-	-	-
Bedford Township, Precinct 7	-	-	-	-	-
Bedford Township, Precinct 8	-	-	-	-	-
Bedford Township, Precinct 9	-	-	-	-	-
Bedford Township, Precinct 10	-	-	-	-	-
Bedford Township, Precinct 11	-	-	-	-	-
Bedford Township, Precinct 12	1368	3	10	10	100.00%
Bedford Township, Precinct 13	-	-	-	-	-
Bedford Township, Precinct 14	-	-	-	-	-
Berlin Township, Precinct 1	-	-	-	-	-
Berlin Township, Precinct 2	-	-	-	-	-
Berlin Township, Precinct 3	-	-	-	-	-
Berlin Township, Precinct 4	-	-	-	-	-
Dundee Township, Precinct 1	-	-	-	-	-
Dundee Township, Precinct 2	-	-	-	-	-
Dundee Township, Precinct 3	-	-	-	-	-
Erie Township, Precinct 1	-	-	-	-	-
Erie Township, Precinct 2	-	-	-	-	-
Exeter Township, Precinct 1	-	-	-	-	-
Exeter Township, Precinct 2	-	-	-	-	-
Frenchtown Township, Precinct 1	-	-	-	-	-
Frenchtown Township, Precinct 2	-	-	-	-	-
Frenchtown Township, Precinct 3	-	-	-	-	-
Frenchtown Township, Precinct 4	-	-	-	-	-
Frenchtown Township, Precinct 5	-	-	-	-	-
Frenchtown Township, Precinct 6	-	-	-	-	-
Frenchtown Township, Precinct 7	-	-	-	-	-
Frenchtown Township, Precinct 8	-	-	-	-	-
Frenchtown Township, Precinct 9	-	-	-	-	-
Ida Township, Precinct 1	-	-	-	-	-
Ida Township, Precinct 2	-	-	-	-	-
LaSalle Township, Precinct 1	-	-	-	-	-
LaSalle Township, Precinct 2	-	-	-	-	-
London Township, Precinct 1	-	-	-	-	-
Milan Township, Precinct 1	-	-	-	-	-
Monroe Charter Township, Precinct 1	-	-	-	-	-
Monroe Charter Township, Precinct 2	-	-	-	-	-
Monroe Charter Township, Precinct 3	-	-	-	-	-
Monroe Charter Township, Precinct 4	-	-	-	-	-
Monroe Charter Township, Precinct 5	-	-	-	-	-
Monroe Charter Township, Precinct 6	-	-	-	-	-

Statement of Votes Cast
Monroe County
August 2010
SOVC For Jurisdiction Wide, All Counters, All Races
Official results

	Bedford Twp. #12				
	Reg. Voters	Vote For	Total Votes	Write-In Votes	
Raisinville Township, Precinct 1	-	-	-	-	-
Raisinville Township, Precinct 2	-	-	-	-	-
Summerfield Township, Precinct 1	-	-	-	-	-
Whiteford Township, Precinct 1	-	-	-	-	-
Whiteford Township, Precinct 2	-	-	-	-	-
Total	1368	3	10	10	100.00%

Statement of Votes Cast
Monroe County
August 2010
SOVC For Jurisdiction Wide, All Counters, All Races
Official results

	Bedford Twp. #13								
	Reg. Voters	Vote For	Total Votes	Lila Bird (DEM)		Kim Danzeisen (DEM)		Write-In Votes	
Jurisdiction Wide									
City of Luna Pier, Precinct 1	-	-	-	-	-	-	-	-	-
City of Milan, Precinct 1	-	-	-	-	-	-	-	-	-
City of Monroe, Precinct 1	-	-	-	-	-	-	-	-	-
City of Monroe, Precinct 2	-	-	-	-	-	-	-	-	-
City of Monroe, Precinct 3N	-	-	-	-	-	-	-	-	-
City of Monroe, Precinct 3S	-	-	-	-	-	-	-	-	-
City of Monroe, Precinct 4	-	-	-	-	-	-	-	-	-
City of Monroe, Precinct 5	-	-	-	-	-	-	-	-	-
City of Monroe, Precinct 6	-	-	-	-	-	-	-	-	-
City of Petersburg, Precinct 1	-	-	-	-	-	-	-	-	-
Ash Township, Precinct 1	-	-	-	-	-	-	-	-	-
Ash Township, Precinct 2	-	-	-	-	-	-	-	-	-
Ash Township, Precinct 3	-	-	-	-	-	-	-	-	-
Bedford Township, Precinct 1	-	-	-	-	-	-	-	-	-
Bedford Township, Precinct 2	-	-	-	-	-	-	-	-	-
Bedford Township, Precinct 3	-	-	-	-	-	-	-	-	-
Bedford Township, Precinct 4	-	-	-	-	-	-	-	-	-
Bedford Township, Precinct 5	-	-	-	-	-	-	-	-	-
Bedford Township, Precinct 6	-	-	-	-	-	-	-	-	-
Bedford Township, Precinct 7	-	-	-	-	-	-	-	-	-
Bedford Township, Precinct 8	-	-	-	-	-	-	-	-	-
Bedford Township, Precinct 9	-	-	-	-	-	-	-	-	-
Bedford Township, Precinct 10	-	-	-	-	-	-	-	-	-
Bedford Township, Precinct 11	-	-	-	-	-	-	-	-	-
Bedford Township, Precinct 12	-	-	-	-	-	-	-	-	-
Bedford Township, Precinct 13	1624	4	134	55	41.04%	77	57.46%	2	1.49%
Bedford Township, Precinct 14	-	-	-	-	-	-	-	-	-
Berlin Township, Precinct 1	-	-	-	-	-	-	-	-	-
Berlin Township, Precinct 2	-	-	-	-	-	-	-	-	-
Berlin Township, Precinct 3	-	-	-	-	-	-	-	-	-
Berlin Township, Precinct 4	-	-	-	-	-	-	-	-	-
Dundee Township, Precinct 1	-	-	-	-	-	-	-	-	-
Dundee Township, Precinct 2	-	-	-	-	-	-	-	-	-
Dundee Township, Precinct 3	-	-	-	-	-	-	-	-	-
Erie Township, Precinct 1	-	-	-	-	-	-	-	-	-
Erie Township, Precinct 2	-	-	-	-	-	-	-	-	-
Exeter Township, Precinct 1	-	-	-	-	-	-	-	-	-
Exeter Township, Precinct 2	-	-	-	-	-	-	-	-	-
Frenchtown Township, Precinct 1	-	-	-	-	-	-	-	-	-
Frenchtown Township, Precinct 2	-	-	-	-	-	-	-	-	-
Frenchtown Township, Precinct 3	-	-	-	-	-	-	-	-	-
Frenchtown Township, Precinct 4	-	-	-	-	-	-	-	-	-
Frenchtown Township, Precinct 5	-	-	-	-	-	-	-	-	-
Frenchtown Township, Precinct 6	-	-	-	-	-	-	-	-	-
Frenchtown Township, Precinct 7	-	-	-	-	-	-	-	-	-
Frenchtown Township, Precinct 8	-	-	-	-	-	-	-	-	-
Frenchtown Township, Precinct 9	-	-	-	-	-	-	-	-	-
Ida Township, Precinct 1	-	-	-	-	-	-	-	-	-
Ida Township, Precinct 2	-	-	-	-	-	-	-	-	-
LaSalle Township, Precinct 1	-	-	-	-	-	-	-	-	-
LaSalle Township, Precinct 2	-	-	-	-	-	-	-	-	-
London Township, Precinct 1	-	-	-	-	-	-	-	-	-
Milan Township, Precinct 1	-	-	-	-	-	-	-	-	-
Monroe Charter Township, Precinct 1	-	-	-	-	-	-	-	-	-
Monroe Charter Township, Precinct 2	-	-	-	-	-	-	-	-	-
Monroe Charter Township, Precinct 3	-	-	-	-	-	-	-	-	-
Monroe Charter Township, Precinct 4	-	-	-	-	-	-	-	-	-
Monroe Charter Township, Precinct 5	-	-	-	-	-	-	-	-	-
Monroe Charter Township, Precinct 6	-	-	-	-	-	-	-	-	-

Statement of Votes Cast
Monroe County
August 2010
SOVC For Jurisdiction Wide, All Counters, All Races
Official results

	Bedford Twp. #13								
	Reg. Voters	Vote For	Total Votes	Lila Bird (DEM)		Kim Danzeisen (DEM)		Write-In Votes	
Raisinville Township, Precinct 1	-	-	-	-	-	-	-	-	-
Raisinville Township, Precinct 2	-	-	-	-	-	-	-	-	-
Summerfield Township, Precinct 1	-	-	-	-	-	-	-	-	-
Whiteford Township, Precinct 1	-	-	-	-	-	-	-	-	-
Whiteford Township, Precinct 2	-	-	-	-	-	-	-	-	-
Total	1624	4	134	55	41.04%	77	57.46%	2	1.49%

Statement of Votes Cast
Monroe County
August 2010
SOVC For Jurisdiction Wide, All Counters, All Races
Official results

	Bedford Twp. #14				
	Reg. Voters	Vote For	Total Votes	Write-In Votes	
Jurisdiction Wide					
City of Luna Pier, Precinct 1	-	-	-	-	-
City of Milan, Precinct 1	-	-	-	-	-
City of Monroe, Precinct 1	-	-	-	-	-
City of Monroe, Precinct 2	-	-	-	-	-
City of Monroe, Precinct 3N	-	-	-	-	-
City of Monroe, Precinct 3S	-	-	-	-	-
City of Monroe, Precinct 4	-	-	-	-	-
City of Monroe, Precinct 5	-	-	-	-	-
City of Monroe, Precinct 6	-	-	-	-	-
City of Petersburg, Precinct 1	-	-	-	-	-
Ash Township, Precinct 1	-	-	-	-	-
Ash Township, Precinct 2	-	-	-	-	-
Ash Township, Precinct 3	-	-	-	-	-
Bedford Township, Precinct 1	-	-	-	-	-
Bedford Township, Precinct 2	-	-	-	-	-
Bedford Township, Precinct 3	-	-	-	-	-
Bedford Township, Precinct 4	-	-	-	-	-
Bedford Township, Precinct 5	-	-	-	-	-
Bedford Township, Precinct 6	-	-	-	-	-
Bedford Township, Precinct 7	-	-	-	-	-
Bedford Township, Precinct 8	-	-	-	-	-
Bedford Township, Precinct 9	-	-	-	-	-
Bedford Township, Precinct 10	-	-	-	-	-
Bedford Township, Precinct 11	-	-	-	-	-
Bedford Township, Precinct 12	-	-	-	-	-
Bedford Township, Precinct 13	-	-	-	-	-
Bedford Township, Precinct 14	1714	3	1	1	100.00%
Berlin Township, Precinct 1	-	-	-	-	-
Berlin Township, Precinct 2	-	-	-	-	-
Berlin Township, Precinct 3	-	-	-	-	-
Berlin Township, Precinct 4	-	-	-	-	-
Dundee Township, Precinct 1	-	-	-	-	-
Dundee Township, Precinct 2	-	-	-	-	-
Dundee Township, Precinct 3	-	-	-	-	-
Erie Township, Precinct 1	-	-	-	-	-
Erie Township, Precinct 2	-	-	-	-	-
Exeter Township, Precinct 1	-	-	-	-	-
Exeter Township, Precinct 2	-	-	-	-	-
Frenchtown Township, Precinct 1	-	-	-	-	-
Frenchtown Township, Precinct 2	-	-	-	-	-
Frenchtown Township, Precinct 3	-	-	-	-	-
Frenchtown Township, Precinct 4	-	-	-	-	-
Frenchtown Township, Precinct 5	-	-	-	-	-
Frenchtown Township, Precinct 6	-	-	-	-	-
Frenchtown Township, Precinct 7	-	-	-	-	-
Frenchtown Township, Precinct 8	-	-	-	-	-
Frenchtown Township, Precinct 9	-	-	-	-	-
Ida Township, Precinct 1	-	-	-	-	-
Ida Township, Precinct 2	-	-	-	-	-
LaSalle Township, Precinct 1	-	-	-	-	-
LaSalle Township, Precinct 2	-	-	-	-	-
London Township, Precinct 1	-	-	-	-	-
Milan Township, Precinct 1	-	-	-	-	-
Monroe Charter Township, Precinct 1	-	-	-	-	-
Monroe Charter Township, Precinct 2	-	-	-	-	-
Monroe Charter Township, Precinct 3	-	-	-	-	-
Monroe Charter Township, Precinct 4	-	-	-	-	-
Monroe Charter Township, Precinct 5	-	-	-	-	-
Monroe Charter Township, Precinct 6	-	-	-	-	-

Statement of Votes Cast
Monroe County
August 2010
SOVC For Jurisdiction Wide, All Counters, All Races
Official results

	Bedford Twp. #14				
	Reg. Voters	Vote For	Total Votes	Write-In Votes	
Raisinville Township, Precinct 1	-	-	-	-	-
Raisinville Township, Precinct 2	-	-	-	-	-
Summerfield Township, Precinct 1	-	-	-	-	-
Whiteford Township, Precinct 1	-	-	-	-	-
Whiteford Township, Precinct 2	-	-	-	-	-
Total	1714	3	1	1	100.00%

Statement of Votes Cast
Monroe County
August 2010
SOVC For Jurisdiction Wide, All Counters, All Races
Official results

	Berlin Twp #1						
	Reg. Voters	Vote For	Total Votes	Concetta Colpaert (DEM)		Write-In Votes	
Jurisdiction Wide							
City of Luna Pier, Precinct 1	-	-	-	-	-	-	-
City of Milan, Precinct 1	-	-	-	-	-	-	-
City of Monroe, Precinct 1	-	-	-	-	-	-	-
City of Monroe, Precinct 2	-	-	-	-	-	-	-
City of Monroe, Precinct 3N	-	-	-	-	-	-	-
City of Monroe, Precinct 3S	-	-	-	-	-	-	-
City of Monroe, Precinct 4	-	-	-	-	-	-	-
City of Monroe, Precinct 5	-	-	-	-	-	-	-
City of Monroe, Precinct 6	-	-	-	-	-	-	-
City of Petersburg, Precinct 1	-	-	-	-	-	-	-
Ash Township, Precinct 1	-	-	-	-	-	-	-
Ash Township, Precinct 2	-	-	-	-	-	-	-
Ash Township, Precinct 3	-	-	-	-	-	-	-
Bedford Township, Precinct 1	-	-	-	-	-	-	-
Bedford Township, Precinct 2	-	-	-	-	-	-	-
Bedford Township, Precinct 3	-	-	-	-	-	-	-
Bedford Township, Precinct 4	-	-	-	-	-	-	-
Bedford Township, Precinct 5	-	-	-	-	-	-	-
Bedford Township, Precinct 6	-	-	-	-	-	-	-
Bedford Township, Precinct 7	-	-	-	-	-	-	-
Bedford Township, Precinct 8	-	-	-	-	-	-	-
Bedford Township, Precinct 9	-	-	-	-	-	-	-
Bedford Township, Precinct 10	-	-	-	-	-	-	-
Bedford Township, Precinct 11	-	-	-	-	-	-	-
Bedford Township, Precinct 12	-	-	-	-	-	-	-
Bedford Township, Precinct 13	-	-	-	-	-	-	-
Bedford Township, Precinct 14	-	-	-	-	-	-	-
Berlin Township, Precinct 1	1535	3	61	55	90.16%	6	9.84%
Berlin Township, Precinct 2	-	-	-	-	-	-	-
Berlin Township, Precinct 3	-	-	-	-	-	-	-
Berlin Township, Precinct 4	-	-	-	-	-	-	-
Dundee Township, Precinct 1	-	-	-	-	-	-	-
Dundee Township, Precinct 2	-	-	-	-	-	-	-
Dundee Township, Precinct 3	-	-	-	-	-	-	-
Erie Township, Precinct 1	-	-	-	-	-	-	-
Erie Township, Precinct 2	-	-	-	-	-	-	-
Exeter Township, Precinct 1	-	-	-	-	-	-	-
Exeter Township, Precinct 2	-	-	-	-	-	-	-
Frenchtown Township, Precinct 1	-	-	-	-	-	-	-
Frenchtown Township, Precinct 2	-	-	-	-	-	-	-
Frenchtown Township, Precinct 3	-	-	-	-	-	-	-
Frenchtown Township, Precinct 4	-	-	-	-	-	-	-
Frenchtown Township, Precinct 5	-	-	-	-	-	-	-
Frenchtown Township, Precinct 6	-	-	-	-	-	-	-
Frenchtown Township, Precinct 7	-	-	-	-	-	-	-
Frenchtown Township, Precinct 8	-	-	-	-	-	-	-
Frenchtown Township, Precinct 9	-	-	-	-	-	-	-
Ida Township, Precinct 1	-	-	-	-	-	-	-
Ida Township, Precinct 2	-	-	-	-	-	-	-
LaSalle Township, Precinct 1	-	-	-	-	-	-	-
LaSalle Township, Precinct 2	-	-	-	-	-	-	-
London Township, Precinct 1	-	-	-	-	-	-	-
Milan Township, Precinct 1	-	-	-	-	-	-	-
Monroe Charter Township, Precinct 1	-	-	-	-	-	-	-
Monroe Charter Township, Precinct 2	-	-	-	-	-	-	-
Monroe Charter Township, Precinct 3	-	-	-	-	-	-	-
Monroe Charter Township, Precinct 4	-	-	-	-	-	-	-
Monroe Charter Township, Precinct 5	-	-	-	-	-	-	-
Monroe Charter Township, Precinct 6	-	-	-	-	-	-	-

Write In

Larry Dean Colpaert - 3

Aaron Colpaert - 3

Statement of Votes Cast
Monroe County
August 2010
SOVC For Jurisdiction Wide, All Counters, All Races
Official results

	Berlin Twp #1						
	Reg. Voters	Vote For	Total Votes	Concetta Colpaert (DEM)		Write-In Votes	
Raisinville Township, Precinct 1	-	-	-	-	-	-	-
Raisinville Township, Precinct 2	-	-	-	-	-	-	-
Summerfield Township, Precinct 1	-	-	-	-	-	-	-
Whiteford Township, Precinct 1	-	-	-	-	-	-	-
Whiteford Township, Precinct 2	-	-	-	-	-	-	-
Total	1535	3	61	55	90.16%	6	9.84%

Statement of Votes Cast
Monroe County
August 2010
SOVC For Jurisdiction Wide, All Counters, All Races
Official results

	Berlin Twp #2					Berlin Twp #3				
	Reg. Voters	Vote For	Total Votes	Write-In Votes		Reg. Voters	Vote For	Total Votes	Write-In Votes	
Jurisdiction Wide										
City of Luna Pier, Precinct 1	-	-	-	-	-	-	-	-	-	-
City of Milan, Precinct 1	-	-	-	-	-	-	-	-	-	-
City of Monroe, Precinct 1	-	-	-	-	-	-	-	-	-	-
City of Monroe, Precinct 2	-	-	-	-	-	-	-	-	-	-
City of Monroe, Precinct 3N	-	-	-	-	-	-	-	-	-	-
City of Monroe, Precinct 3S	-	-	-	-	-	-	-	-	-	-
City of Monroe, Precinct 4	-	-	-	-	-	-	-	-	-	-
City of Monroe, Precinct 5	-	-	-	-	-	-	-	-	-	-
City of Monroe, Precinct 6	-	-	-	-	-	-	-	-	-	-
City of Petersburg, Precinct 1	-	-	-	-	-	-	-	-	-	-
Ash Township, Precinct 1	-	-	-	-	-	-	-	-	-	-
Ash Township, Precinct 2	-	-	-	-	-	-	-	-	-	-
Ash Township, Precinct 3	-	-	-	-	-	-	-	-	-	-
Bedford Township, Precinct 1	-	-	-	-	-	-	-	-	-	-
Bedford Township, Precinct 2	-	-	-	-	-	-	-	-	-	-
Bedford Township, Precinct 3	-	-	-	-	-	-	-	-	-	-
Bedford Township, Precinct 4	-	-	-	-	-	-	-	-	-	-
Bedford Township, Precinct 5	-	-	-	-	-	-	-	-	-	-
Bedford Township, Precinct 6	-	-	-	-	-	-	-	-	-	-
Bedford Township, Precinct 7	-	-	-	-	-	-	-	-	-	-
Bedford Township, Precinct 8	-	-	-	-	-	-	-	-	-	-
Bedford Township, Precinct 9	-	-	-	-	-	-	-	-	-	-
Bedford Township, Precinct 10	-	-	-	-	-	-	-	-	-	-
Bedford Township, Precinct 11	-	-	-	-	-	-	-	-	-	-
Bedford Township, Precinct 12	-	-	-	-	-	-	-	-	-	-
Bedford Township, Precinct 13	-	-	-	-	-	-	-	-	-	-
Bedford Township, Precinct 14	-	-	-	-	-	-	-	-	-	-
Berlin Township, Precinct 1	-	-	-	-	-	-	-	-	-	-
Berlin Township, Precinct 2	2440	3	9	9	100.00%	-	-	-	-	-
Berlin Township, Precinct 3	-	-	-	-	-	1203	3	10	10	100.00%
Berlin Township, Precinct 4	-	-	-	-	-	-	-	-	-	-
Dundee Township, Precinct 1	-	-	-	-	-	-	-	-	-	-
Dundee Township, Precinct 2	-	-	-	-	-	-	-	-	-	-
Dundee Township, Precinct 3	-	-	-	-	-	-	-	-	-	-
Erie Township, Precinct 1	-	-	-	-	-	-	-	-	-	-
Erie Township, Precinct 2	-	-	-	-	-	-	-	-	-	-
Exeter Township, Precinct 1	-	-	-	-	-	-	-	-	-	-
Exeter Township, Precinct 2	-	-	-	-	-	-	-	-	-	-
Frenchtown Township, Precinct 1	-	-	-	-	-	-	-	-	-	-
Frenchtown Township, Precinct 2	-	-	-	-	-	-	-	-	-	-
Frenchtown Township, Precinct 3	-	-	-	-	-	-	-	-	-	-
Frenchtown Township, Precinct 4	-	-	-	-	-	-	-	-	-	-
Frenchtown Township, Precinct 5	-	-	-	-	-	-	-	-	-	-
Frenchtown Township, Precinct 6	-	-	-	-	-	-	-	-	-	-
Frenchtown Township, Precinct 7	-	-	-	-	-	-	-	-	-	-
Frenchtown Township, Precinct 8	-	-	-	-	-	-	-	-	-	-
Frenchtown Township, Precinct 9	-	-	-	-	-	-	-	-	-	-
Ida Township, Precinct 1	-	-	-	-	-	-	-	-	-	-
Ida Township, Precinct 2	-	-	-	-	-	-	-	-	-	-
LaSalle Township, Precinct 1	-	-	-	-	-	-	-	-	-	-
LaSalle Township, Precinct 2	-	-	-	-	-	-	-	-	-	-
London Township, Precinct 1	-	-	-	-	-	-	-	-	-	-
Milan Township, Precinct 1	-	-	-	-	-	-	-	-	-	-
Monroe Charter Township, Precinct 1	-	-	-	-	-	-	-	-	-	-
Monroe Charter Township, Precinct 2	-	-	-	-	-	-	-	-	-	-
Monroe Charter Township, Precinct 3	-	-	-	-	-	-	-	-	-	-
Monroe Charter Township, Precinct 4	-	-	-	-	-	-	-	-	-	-
Monroe Charter Township, Precinct 5	-	-	-	-	-	-	-	-	-	-
Monroe Charter Township, Precinct 6	-	-	-	-	-	-	-	-	-	-

Statement of Votes Cast
Monroe County
August 2010
SOVC For Jurisdiction Wide, All Counters, All Races
Official results

	Berlin Twp #2					Berlin Twp #3				
	Reg. Voters	Vote For	Total Votes	Write-In Votes		Reg. Voters	Vote For	Total Votes	Write-In Votes	
Raisinville Township, Precinct 1	-	-	-	-	-	-	-	-	-	-
Raisinville Township, Precinct 2	-	-	-	-	-	-	-	-	-	-
Summerfield Township, Precinct 1	-	-	-	-	-	-	-	-	-	-
Whiteford Township, Precinct 1	-	-	-	-	-	-	-	-	-	-
Whiteford Township, Precinct 2	-	-	-	-	-	-	-	-	-	-
Total	2440	3	9	9	100.00%	1203	3	10	10	100.00%

Statement of Votes Cast
Monroe County
August 2010
SOVC For Jurisdiction Wide, All Counters, All Races
Official results

	Berlin Twp. #4						
	Reg. Voters	Vote For	Total Votes	Jim Vaslo (DEM)		Write-In Votes	
Jurisdiction Wide							
City of Luna Pier, Precinct 1	-	-	-	-	-	-	-
City of Milan, Precinct 1	-	-	-	-	-	-	-
City of Monroe, Precinct 1	-	-	-	-	-	-	-
City of Monroe, Precinct 2	-	-	-	-	-	-	-
City of Monroe, Precinct 3N	-	-	-	-	-	-	-
City of Monroe, Precinct 3S	-	-	-	-	-	-	-
City of Monroe, Precinct 4	-	-	-	-	-	-	-
City of Monroe, Precinct 5	-	-	-	-	-	-	-
City of Monroe, Precinct 6	-	-	-	-	-	-	-
City of Petersburg, Precinct 1	-	-	-	-	-	-	-
Ash Township, Precinct 1	-	-	-	-	-	-	-
Ash Township, Precinct 2	-	-	-	-	-	-	-
Ash Township, Precinct 3	-	-	-	-	-	-	-
Bedford Township, Precinct 1	-	-	-	-	-	-	-
Bedford Township, Precinct 2	-	-	-	-	-	-	-
Bedford Township, Precinct 3	-	-	-	-	-	-	-
Bedford Township, Precinct 4	-	-	-	-	-	-	-
Bedford Township, Precinct 5	-	-	-	-	-	-	-
Bedford Township, Precinct 6	-	-	-	-	-	-	-
Bedford Township, Precinct 7	-	-	-	-	-	-	-
Bedford Township, Precinct 8	-	-	-	-	-	-	-
Bedford Township, Precinct 9	-	-	-	-	-	-	-
Bedford Township, Precinct 10	-	-	-	-	-	-	-
Bedford Township, Precinct 11	-	-	-	-	-	-	-
Bedford Township, Precinct 12	-	-	-	-	-	-	-
Bedford Township, Precinct 13	-	-	-	-	-	-	-
Bedford Township, Precinct 14	-	-	-	-	-	-	-
Berlin Township, Precinct 1	-	-	-	-	-	-	-
Berlin Township, Precinct 2	-	-	-	-	-	-	-
Berlin Township, Precinct 3	-	-	-	-	-	-	-
Berlin Township, Precinct 4	1747	3	114	105	92.11%	9	7.89%
Dundee Township, Precinct 1	-	-	-	-	-	-	-
Dundee Township, Precinct 2	-	-	-	-	-	-	-
Dundee Township, Precinct 3	-	-	-	-	-	-	-
Erie Township, Precinct 1	-	-	-	-	-	-	-
Erie Township, Precinct 2	-	-	-	-	-	-	-
Exeter Township, Precinct 1	-	-	-	-	-	-	-
Exeter Township, Precinct 2	-	-	-	-	-	-	-
Frenchtown Township, Precinct 1	-	-	-	-	-	-	-
Frenchtown Township, Precinct 2	-	-	-	-	-	-	-
Frenchtown Township, Precinct 3	-	-	-	-	-	-	-
Frenchtown Township, Precinct 4	-	-	-	-	-	-	-
Frenchtown Township, Precinct 5	-	-	-	-	-	-	-
Frenchtown Township, Precinct 6	-	-	-	-	-	-	-
Frenchtown Township, Precinct 7	-	-	-	-	-	-	-
Frenchtown Township, Precinct 8	-	-	-	-	-	-	-
Frenchtown Township, Precinct 9	-	-	-	-	-	-	-
Ida Township, Precinct 1	-	-	-	-	-	-	-
Ida Township, Precinct 2	-	-	-	-	-	-	-
LaSalle Township, Precinct 1	-	-	-	-	-	-	-
LaSalle Township, Precinct 2	-	-	-	-	-	-	-
London Township, Precinct 1	-	-	-	-	-	-	-
Milan Township, Precinct 1	-	-	-	-	-	-	-
Monroe Charter Township, Precinct 1	-	-	-	-	-	-	-
Monroe Charter Township, Precinct 2	-	-	-	-	-	-	-
Monroe Charter Township, Precinct 3	-	-	-	-	-	-	-
Monroe Charter Township, Precinct 4	-	-	-	-	-	-	-
Monroe Charter Township, Precinct 5	-	-	-	-	-	-	-
Monroe Charter Township, Precinct 6	-	-	-	-	-	-	-

Statement of Votes Cast
Monroe County
August 2010
SOVC For Jurisdiction Wide, All Counters, All Races
Official results

	Berlin Twp. #4						
	Reg. Voters	Vote For	Total Votes	Jim Vaslo (DEM)		Write-In Votes	
Raisinville Township, Precinct 1	-	-	-	-	-	-	-
Raisinville Township, Precinct 2	-	-	-	-	-	-	-
Summerfield Township, Precinct 1	-	-	-	-	-	-	-
Whiteford Township, Precinct 1	-	-	-	-	-	-	-
Whiteford Township, Precinct 2	-	-	-	-	-	-	-
Total	1747	3	114	105	92.11%	9	7.89%

Statement of Votes Cast
Monroe County
August 2010
SOVC For Jurisdiction Wide, All Counters, All Races
Official results

	Dundee Twp. #1						
	Reg. Voters	Vote For	Total Votes	Ann Marie Tobian (DEM)		Write-In Votes	
Jurisdiction Wide							
City of Luna Pier, Precinct 1	-	-	-	-	-	-	-
City of Milan, Precinct 1	-	-	-	-	-	-	-
City of Monroe, Precinct 1	-	-	-	-	-	-	-
City of Monroe, Precinct 2	-	-	-	-	-	-	-
City of Monroe, Precinct 3N	-	-	-	-	-	-	-
City of Monroe, Precinct 3S	-	-	-	-	-	-	-
City of Monroe, Precinct 4	-	-	-	-	-	-	-
City of Monroe, Precinct 5	-	-	-	-	-	-	-
City of Monroe, Precinct 6	-	-	-	-	-	-	-
City of Petersburg, Precinct 1	-	-	-	-	-	-	-
Ash Township, Precinct 1	-	-	-	-	-	-	-
Ash Township, Precinct 2	-	-	-	-	-	-	-
Ash Township, Precinct 3	-	-	-	-	-	-	-
Bedford Township, Precinct 1	-	-	-	-	-	-	-
Bedford Township, Precinct 2	-	-	-	-	-	-	-
Bedford Township, Precinct 3	-	-	-	-	-	-	-
Bedford Township, Precinct 4	-	-	-	-	-	-	-
Bedford Township, Precinct 5	-	-	-	-	-	-	-
Bedford Township, Precinct 6	-	-	-	-	-	-	-
Bedford Township, Precinct 7	-	-	-	-	-	-	-
Bedford Township, Precinct 8	-	-	-	-	-	-	-
Bedford Township, Precinct 9	-	-	-	-	-	-	-
Bedford Township, Precinct 10	-	-	-	-	-	-	-
Bedford Township, Precinct 11	-	-	-	-	-	-	-
Bedford Township, Precinct 12	-	-	-	-	-	-	-
Bedford Township, Precinct 13	-	-	-	-	-	-	-
Bedford Township, Precinct 14	-	-	-	-	-	-	-
Berlin Township, Precinct 1	-	-	-	-	-	-	-
Berlin Township, Precinct 2	-	-	-	-	-	-	-
Berlin Township, Precinct 3	-	-	-	-	-	-	-
Berlin Township, Precinct 4	-	-	-	-	-	-	-
Dundee Township, Precinct 1	1785	3	44	44	100.00%	0	0.00%
Dundee Township, Precinct 2	-	-	-	-	-	-	-
Dundee Township, Precinct 3	-	-	-	-	-	-	-
Erie Township, Precinct 1	-	-	-	-	-	-	-
Erie Township, Precinct 2	-	-	-	-	-	-	-
Exeter Township, Precinct 1	-	-	-	-	-	-	-
Exeter Township, Precinct 2	-	-	-	-	-	-	-
Frenchtown Township, Precinct 1	-	-	-	-	-	-	-
Frenchtown Township, Precinct 2	-	-	-	-	-	-	-
Frenchtown Township, Precinct 3	-	-	-	-	-	-	-
Frenchtown Township, Precinct 4	-	-	-	-	-	-	-
Frenchtown Township, Precinct 5	-	-	-	-	-	-	-
Frenchtown Township, Precinct 6	-	-	-	-	-	-	-
Frenchtown Township, Precinct 7	-	-	-	-	-	-	-
Frenchtown Township, Precinct 8	-	-	-	-	-	-	-
Frenchtown Township, Precinct 9	-	-	-	-	-	-	-
Ida Township, Precinct 1	-	-	-	-	-	-	-
Ida Township, Precinct 2	-	-	-	-	-	-	-
LaSalle Township, Precinct 1	-	-	-	-	-	-	-
LaSalle Township, Precinct 2	-	-	-	-	-	-	-
London Township, Precinct 1	-	-	-	-	-	-	-
Milan Township, Precinct 1	-	-	-	-	-	-	-
Monroe Charter Township, Precinct 1	-	-	-	-	-	-	-
Monroe Charter Township, Precinct 2	-	-	-	-	-	-	-
Monroe Charter Township, Precinct 3	-	-	-	-	-	-	-
Monroe Charter Township, Precinct 4	-	-	-	-	-	-	-
Monroe Charter Township, Precinct 5	-	-	-	-	-	-	-
Monroe Charter Township, Precinct 6	-	-	-	-	-	-	-

Statement of Votes Cast
Monroe County
August 2010
SOVC For Jurisdiction Wide, All Counters, All Races
Official results

	Dundee Twp. #1						
	Reg. Voters	Vote For	Total Votes	Ann Marie Tobian (DEM)		Write-In Votes	
Raisinville Township, Precinct 1	-	-	-	-	-	-	-
Raisinville Township, Precinct 2	-	-	-	-	-	-	-
Summerfield Township, Precinct 1	-	-	-	-	-	-	-
Whiteford Township, Precinct 1	-	-	-	-	-	-	-
Whiteford Township, Precinct 2	-	-	-	-	-	-	-
Total	1785	3	44	44	100.00%	0	0.00%

Statement of Votes Cast
Monroe County
August 2010
SOVC For Jurisdiction Wide, All Counters, All Races
Official results

	Dundee Twp. #2					Dundee Twp. #3				
	Reg. Voters	Vote For	Total Votes	Write-In Votes		Reg. Voters	Vote For	Total Votes	Write-In Votes	
Jurisdiction Wide										
City of Luna Pier, Precinct 1	-	-	-	-	-	-	-	-	-	-
City of Milan, Precinct 1	-	-	-	-	-	-	-	-	-	-
City of Monroe, Precinct 1	-	-	-	-	-	-	-	-	-	-
City of Monroe, Precinct 2	-	-	-	-	-	-	-	-	-	-
City of Monroe, Precinct 3N	-	-	-	-	-	-	-	-	-	-
City of Monroe, Precinct 3S	-	-	-	-	-	-	-	-	-	-
City of Monroe, Precinct 4	-	-	-	-	-	-	-	-	-	-
City of Monroe, Precinct 5	-	-	-	-	-	-	-	-	-	-
City of Monroe, Precinct 6	-	-	-	-	-	-	-	-	-	-
City of Petersburg, Precinct 1	-	-	-	-	-	-	-	-	-	-
Ash Township, Precinct 1	-	-	-	-	-	-	-	-	-	-
Ash Township, Precinct 2	-	-	-	-	-	-	-	-	-	-
Ash Township, Precinct 3	-	-	-	-	-	-	-	-	-	-
Bedford Township, Precinct 1	-	-	-	-	-	-	-	-	-	-
Bedford Township, Precinct 2	-	-	-	-	-	-	-	-	-	-
Bedford Township, Precinct 3	-	-	-	-	-	-	-	-	-	-
Bedford Township, Precinct 4	Write In			-	-	Write In			-	-
Bedford Township, Precinct 5	-	-	-	-	-	-	-	-	-	-
Bedford Township, Precinct 6	-	-	-	-	-	-	-	-	-	-
Bedford Township, Precinct 7	-	-	-	-	-	-	-	-	-	-
Bedford Township, Precinct 8	-	-	-	-	-	-	-	-	-	-
Bedford Township, Precinct 9	Russell Angerer - 3			-	-	Jeremy McBee - 1			-	-
Bedford Township, Precinct 10	-	-	-	-	-	-	-	-	-	-
Bedford Township, Precinct 11	-	-	-	-	-	-	-	-	-	-
Bedford Township, Precinct 12	-	-	-	-	-	-	-	-	-	-
Bedford Township, Precinct 13	-	-	-	-	-	-	-	-	-	-
Bedford Township, Precinct 14	-	-	-	-	-	-	-	-	-	-
Berlin Township, Precinct 1	-	-	-	-	-	-	-	-	-	-
Berlin Township, Precinct 2	-	-	-	-	-	-	-	-	-	-
Berlin Township, Precinct 3	-	-	-	-	-	-	-	-	-	-
Berlin Township, Precinct 4	-	-	-	-	-	-	-	-	-	-
Dundee Township, Precinct 1	-	-	-	-	-	-	-	-	-	-
Dundee Township, Precinct 2	2040	3	5	5	100.00%	-	-	-	-	-
Dundee Township, Precinct 3	-	-	-	-	-	1261	3	3	3	100.00%
Erie Township, Precinct 1	-	-	-	-	-	-	-	-	-	-
Erie Township, Precinct 2	-	-	-	-	-	-	-	-	-	-
Exeter Township, Precinct 1	-	-	-	-	-	-	-	-	-	-
Exeter Township, Precinct 2	-	-	-	-	-	-	-	-	-	-
Frenchtown Township, Precinct 1	-	-	-	-	-	-	-	-	-	-
Frenchtown Township, Precinct 2	-	-	-	-	-	-	-	-	-	-
Frenchtown Township, Precinct 3	-	-	-	-	-	-	-	-	-	-
Frenchtown Township, Precinct 4	-	-	-	-	-	-	-	-	-	-
Frenchtown Township, Precinct 5	-	-	-	-	-	-	-	-	-	-
Frenchtown Township, Precinct 6	-	-	-	-	-	-	-	-	-	-
Frenchtown Township, Precinct 7	-	-	-	-	-	-	-	-	-	-
Frenchtown Township, Precinct 8	-	-	-	-	-	-	-	-	-	-
Frenchtown Township, Precinct 9	-	-	-	-	-	-	-	-	-	-
Ida Township, Precinct 1	-	-	-	-	-	-	-	-	-	-
Ida Township, Precinct 2	-	-	-	-	-	-	-	-	-	-
LaSalle Township, Precinct 1	-	-	-	-	-	-	-	-	-	-
LaSalle Township, Precinct 2	-	-	-	-	-	-	-	-	-	-
London Township, Precinct 1	-	-	-	-	-	-	-	-	-	-
Milan Township, Precinct 1	-	-	-	-	-	-	-	-	-	-
Monroe Charter Township, Precinct 1	-	-	-	-	-	-	-	-	-	-
Monroe Charter Township, Precinct 2	-	-	-	-	-	-	-	-	-	-
Monroe Charter Township, Precinct 3	-	-	-	-	-	-	-	-	-	-
Monroe Charter Township, Precinct 4	-	-	-	-	-	-	-	-	-	-
Monroe Charter Township, Precinct 5	-	-	-	-	-	-	-	-	-	-
Monroe Charter Township, Precinct 6	-	-	-	-	-	-	-	-	-	-

Statement of Votes Cast
Monroe County
August 2010
SOVC For Jurisdiction Wide, All Counters, All Races
Official results

	Dundee Twp. #2					Dundee Twp. #3				
	Reg. Voters	Vote For	Total Votes	Write-In Votes		Reg. Voters	Vote For	Total Votes	Write-In Votes	
Raisinville Township, Precinct 1	-	-	-	-	-	-	-	-	-	-
Raisinville Township, Precinct 2	-	-	-	-	-	-	-	-	-	-
Summerfield Township, Precinct 1	-	-	-	-	-	-	-	-	-	-
Whiteford Township, Precinct 1	-	-	-	-	-	-	-	-	-	-
Whiteford Township, Precinct 2	-	-	-	-	-	-	-	-	-	-
Total	2040	3	5	5	100.00%	1261	3	3	3	100.00%

Statement of Votes Cast
Monroe County
August 2010
SOVC For Jurisdiction Wide, All Counters, All Races
Official results

	Erie Township #1					Erie Township #2				
	Reg. Voters	Vote For	Total Votes	Write-In Votes		Reg. Voters	Vote For	Total Votes	Write-In Votes	
Jurisdiction Wide										
City of Luna Pier, Precinct 1	-	-	-	-	-	-	-	-	-	-
City of Milan, Precinct 1	-	-	-	-	-	-	-	-	-	-
City of Monroe, Precinct 1	-	-	-	-	-	-	-	-	-	-
City of Monroe, Precinct 2	-	-	-	-	-	-	-	-	-	-
City of Monroe, Precinct 3N	-	-	-	-	-	-	-	-	-	-
City of Monroe, Precinct 3S	-	-	-	-	-	-	-	-	-	-
City of Monroe, Precinct 4	-	-	-	-	-	-	-	-	-	-
City of Monroe, Precinct 5	-	-	-	-	-	-	-	-	-	-
City of Monroe, Precinct 6	-	-	-	-	-	-	-	-	-	-
City of Petersburg, Precinct 1	-	-	-	-	-	-	-	-	-	-
Ash Township, Precinct 1	-	-	-	-	-	-	-	-	-	-
Ash Township, Precinct 2	-	-	-	-	-	-	-	-	-	-
Ash Township, Precinct 3	-	-	-	-	-	-	-	-	-	-
Bedford Township, Precinct 1	-	-	-	-	-	-	-	-	-	-
Bedford Township, Precinct 2	-	-	-	-	-	-	-	-	-	-
Bedford Township, Precinct 3	-	-	-	-	-	-	-	-	-	-
Bedford Township, Precinct 4	-	-	-	-	-	-	-	-	-	-
Bedford Township, Precinct 5	-	-	-	-	-	-	-	-	-	-
Bedford Township, Precinct 6	-	-	-	-	-	-	-	-	-	-
Bedford Township, Precinct 7	-	-	-	-	-	-	-	-	-	-
Bedford Township, Precinct 8	-	-	-	-	-	-	-	-	-	-
Bedford Township, Precinct 9	-	-	-	-	-	-	-	-	-	-
Bedford Township, Precinct 10	-	-	-	-	-	-	-	-	-	-
Bedford Township, Precinct 11	-	-	-	-	-	-	-	-	-	-
Bedford Township, Precinct 12	-	-	-	-	-	-	-	-	-	-
Bedford Township, Precinct 13	-	-	-	-	-	-	-	-	-	-
Bedford Township, Precinct 14	-	-	-	-	-	-	-	-	-	-
Berlin Township, Precinct 1	-	-	-	-	-	-	-	-	-	-
Berlin Township, Precinct 2	-	-	-	-	-	-	-	-	-	-
Berlin Township, Precinct 3	-	-	-	-	-	-	-	-	-	-
Berlin Township, Precinct 4	-	-	-	-	-	-	-	-	-	-
Dundee Township, Precinct 1	-	-	-	-	-	-	-	-	-	-
Dundee Township, Precinct 2	-	-	-	-	-	-	-	-	-	-
Dundee Township, Precinct 3	-	-	-	-	-	-	-	-	-	-
Erie Township, Precinct 1	1730	2	3	3	100.00%	-	-	-	-	-
Erie Township, Precinct 2	-	-	-	-	-	1513	2	3	3	100.00%
Exeter Township, Precinct 1	-	-	-	-	-	-	-	-	-	-
Exeter Township, Precinct 2	-	-	-	-	-	-	-	-	-	-
Frenchtown Township, Precinct 1	-	-	-	-	-	-	-	-	-	-
Frenchtown Township, Precinct 2	-	-	-	-	-	-	-	-	-	-
Frenchtown Township, Precinct 3	-	-	-	-	-	-	-	-	-	-
Frenchtown Township, Precinct 4	-	-	-	-	-	-	-	-	-	-
Frenchtown Township, Precinct 5	-	-	-	-	-	-	-	-	-	-
Frenchtown Township, Precinct 6	-	-	-	-	-	-	-	-	-	-
Frenchtown Township, Precinct 7	-	-	-	-	-	-	-	-	-	-
Frenchtown Township, Precinct 8	-	-	-	-	-	-	-	-	-	-
Frenchtown Township, Precinct 9	-	-	-	-	-	-	-	-	-	-
Ida Township, Precinct 1	-	-	-	-	-	-	-	-	-	-
Ida Township, Precinct 2	-	-	-	-	-	-	-	-	-	-
LaSalle Township, Precinct 1	-	-	-	-	-	-	-	-	-	-
LaSalle Township, Precinct 2	-	-	-	-	-	-	-	-	-	-
London Township, Precinct 1	-	-	-	-	-	-	-	-	-	-
Milan Township, Precinct 1	-	-	-	-	-	-	-	-	-	-
Monroe Charter Township, Precinct 1	-	-	-	-	-	-	-	-	-	-
Monroe Charter Township, Precinct 2	-	-	-	-	-	-	-	-	-	-
Monroe Charter Township, Precinct 3	-	-	-	-	-	-	-	-	-	-
Monroe Charter Township, Precinct 4	-	-	-	-	-	-	-	-	-	-
Monroe Charter Township, Precinct 5	-	-	-	-	-	-	-	-	-	-
Monroe Charter Township, Precinct 6	-	-	-	-	-	-	-	-	-	-

Statement of Votes Cast
Monroe County
August 2010
SOVC For Jurisdiction Wide, All Counters, All Races
Official results

	Erie Township #1				Erie Township #2			
	Reg. Voters	Vote For	Total Votes	Write-In Votes	Reg. Voters	Vote For	Total Votes	Write-In Votes
Raisinville Township, Precinct 1	-	-	-	- -	-	-	-	- -
Raisinville Township, Precinct 2	-	-	-	- -	-	-	-	- -
Summerfield Township, Precinct 1	-	-	-	- -	-	-	-	- -
Whiteford Township, Precinct 1	-	-	-	- -	-	-	-	- -
Whiteford Township, Precinct 2	-	-	-	- -	-	-	-	- -
Total	1730	2	3	3 100.00%	1513	2	3	3 100.00%

Statement of Votes Cast
Monroe County
August 2010
SOVC For Jurisdiction Wide, All Counters, All Races
Official results

	Exeter Twp. #1					Exeter Twp. #2				
	Reg. Voters	Vote For	Total Votes	Write-In Votes		Reg. Voters	Vote For	Total Votes	Write-In Votes	
Jurisdiction Wide										
City of Luna Pier, Precinct 1	-	-	-	-	-	-	-	-	-	-
City of Milan, Precinct 1	-	-	-	-	-	-	-	-	-	-
City of Monroe, Precinct 1	-	-	-	-	-	-	-	-	-	-
City of Monroe, Precinct 2	-	-	-	-	-	-	-	-	-	-
City of Monroe, Precinct 3N	-	-	-	-	-	-	-	-	-	-
City of Monroe, Precinct 3S	-	-	-	-	-	-	-	-	-	-
City of Monroe, Precinct 4	-	-	-	-	-	-	-	-	-	-
City of Monroe, Precinct 5	-	-	-	-	-	-	-	-	-	-
City of Monroe, Precinct 6	-	-	-	-	-	-	-	-	-	-
City of Petersburg, Precinct 1	-	-	-	-	-	-	-	-	-	-
Ash Township, Precinct 1	-	-	-	-	-	-	-	-	-	-
Ash Township, Precinct 2	-	-	-	-	-	-	-	-	-	-
Ash Township, Precinct 3	-	-	-	-	-	-	-	-	-	-
Bedford Township, Precinct 1	-	-	-	-	-	-	-	-	-	-
Bedford Township, Precinct 2	-	-	-	-	-	-	-	-	-	-
Bedford Township, Precinct 3	-	-	-	-	-	-	-	-	-	-
Bedford Township, Precinct 4	-	-	-	-	-	-	-	-	-	-
Bedford Township, Precinct 5	-	-	-	-	-	-	-	-	-	-
Bedford Township, Precinct 6	-	-	-	-	-	-	-	-	-	-
Bedford Township, Precinct 7	-	-	-	-	-	-	-	-	-	-
Bedford Township, Precinct 8	-	-	-	-	-	-	-	-	-	-
Bedford Township, Precinct 9	-	-	-	-	-	-	-	-	-	-
Bedford Township, Precinct 10	-	-	-	-	-	-	-	-	-	-
Bedford Township, Precinct 11	-	-	-	-	-	-	-	-	-	-
Bedford Township, Precinct 12	-	-	-	-	-	-	-	-	-	-
Bedford Township, Precinct 13	-	-	-	-	-	-	-	-	-	-
Bedford Township, Precinct 14	-	-	-	-	-	-	-	-	-	-
Berlin Township, Precinct 1	-	-	-	-	-	-	-	-	-	-
Berlin Township, Precinct 2	-	-	-	-	-	-	-	-	-	-
Berlin Township, Precinct 3	-	-	-	-	-	-	-	-	-	-
Berlin Township, Precinct 4	-	-	-	-	-	-	-	-	-	-
Dundee Township, Precinct 1	-	-	-	-	-	-	-	-	-	-
Dundee Township, Precinct 2	-	-	-	-	-	-	-	-	-	-
Dundee Township, Precinct 3	-	-	-	-	-	-	-	-	-	-
Erie Township, Precinct 1	-	-	-	-	-	-	-	-	-	-
Erie Township, Precinct 2	-	-	-	-	-	-	-	-	-	-
Exeter Township, Precinct 1	1398	4	3	3	100.00%	-	-	-	-	-
Exeter Township, Precinct 2	-	-	-	-	-	1521	4	0	0	-
Frenchtown Township, Precinct 1	-	-	-	-	-	-	-	-	-	-
Frenchtown Township, Precinct 2	-	-	-	-	-	-	-	-	-	-
Frenchtown Township, Precinct 3	-	-	-	-	-	-	-	-	-	-
Frenchtown Township, Precinct 4	-	-	-	-	-	-	-	-	-	-
Frenchtown Township, Precinct 5	-	-	-	-	-	-	-	-	-	-
Frenchtown Township, Precinct 6	-	-	-	-	-	-	-	-	-	-
Frenchtown Township, Precinct 7	-	-	-	-	-	-	-	-	-	-
Frenchtown Township, Precinct 8	-	-	-	-	-	-	-	-	-	-
Frenchtown Township, Precinct 9	-	-	-	-	-	-	-	-	-	-
Ida Township, Precinct 1	-	-	-	-	-	-	-	-	-	-
Ida Township, Precinct 2	-	-	-	-	-	-	-	-	-	-
LaSalle Township, Precinct 1	-	-	-	-	-	-	-	-	-	-
LaSalle Township, Precinct 2	-	-	-	-	-	-	-	-	-	-
London Township, Precinct 1	-	-	-	-	-	-	-	-	-	-
Milan Township, Precinct 1	-	-	-	-	-	-	-	-	-	-
Monroe Charter Township, Precinct 1	-	-	-	-	-	-	-	-	-	-
Monroe Charter Township, Precinct 2	-	-	-	-	-	-	-	-	-	-
Monroe Charter Township, Precinct 3	-	-	-	-	-	-	-	-	-	-
Monroe Charter Township, Precinct 4	-	-	-	-	-	-	-	-	-	-
Monroe Charter Township, Precinct 5	-	-	-	-	-	-	-	-	-	-
Monroe Charter Township, Precinct 6	-	-	-	-	-	-	-	-	-	-

Statement of Votes Cast
Monroe County
August 2010
SOVC For Jurisdiction Wide, All Counters, All Races
Official results

	Exeter Twp. #1				Exeter Twp. #2			
	Reg. Voters	Vote For	Total Votes	Write-In Votes	Reg. Voters	Vote For	Total Votes	Write-In Votes
Raisinville Township, Precinct 1	-	-	-	-	-	-	-	-
Raisinville Township, Precinct 2	-	-	-	-	-	-	-	-
Summerfield Township, Precinct 1	-	-	-	-	-	-	-	-
Whiteford Township, Precinct 1	-	-	-	-	-	-	-	-
Whiteford Township, Precinct 2	-	-	-	-	-	-	-	-
Total	1398	4	3	3 100.00%	1521	4	0	0

Statement of Votes Cast
Monroe County
August 2010
SOVC For Jurisdiction Wide, All Counters, All Races
Official results

	Frenchtown #1						
	Reg. Voters	Vote For	Total Votes	L. Wm. Conner, Jr. (DEM)		Write-In Votes	
Jurisdiction Wide							
City of Luna Pier, Precinct 1	-	-	-	-	-	-	-
City of Milan, Precinct 1	-	-	-	-	-	-	-
City of Monroe, Precinct 1	-	-	-	-	-	-	-
City of Monroe, Precinct 2	-	-	-	-	-	-	-
City of Monroe, Precinct 3N	-	-	-	-	-	-	-
City of Monroe, Precinct 3S	-	-	-	-	-	-	-
City of Monroe, Precinct 4	-	-	-	-	-	-	-
City of Monroe, Precinct 5	-	-	-	-	-	-	-
City of Monroe, Precinct 6	-	-	-	-	-	-	-
City of Petersburg, Precinct 1	-	-	-	-	-	-	-
Ash Township, Precinct 1	-	-	-	-	-	-	-
Ash Township, Precinct 2	-	-	-	-	-	-	-
Ash Township, Precinct 3	-	-	-	-	-	-	-
Bedford Township, Precinct 1	-	-	-	-	-	-	-
Bedford Township, Precinct 2	-	-	-	-	-	-	-
Bedford Township, Precinct 3	-	-	-	-	-	-	-
Bedford Township, Precinct 4	-	-	-	-	-	-	-
Bedford Township, Precinct 5	-	-	-	-	-	-	-
Bedford Township, Precinct 6	-	-	-	-	-	-	-
Bedford Township, Precinct 7	-	-	-	-	-	-	-
Bedford Township, Precinct 8	-	-	-	-	-	-	-
Bedford Township, Precinct 9	-	-	-	-	-	-	-
Bedford Township, Precinct 10	-	-	-	-	-	-	-
Bedford Township, Precinct 11	-	-	-	-	-	-	-
Bedford Township, Precinct 12	-	-	-	-	-	-	-
Bedford Township, Precinct 13	-	-	-	-	-	-	-
Bedford Township, Precinct 14	-	-	-	-	-	-	-
Berlin Township, Precinct 1	-	-	-	-	-	-	-
Berlin Township, Precinct 2	-	-	-	-	-	-	-
Berlin Township, Precinct 3	-	-	-	-	-	-	-
Berlin Township, Precinct 4	-	-	-	-	-	-	-
Dundee Township, Precinct 1	-	-	-	-	-	-	-
Dundee Township, Precinct 2	-	-	-	-	-	-	-
Dundee Township, Precinct 3	-	-	-	-	-	-	-
Erie Township, Precinct 1	-	-	-	-	-	-	-
Erie Township, Precinct 2	-	-	-	-	-	-	-
Exeter Township, Precinct 1	-	-	-	-	-	-	-
Exeter Township, Precinct 2	-	-	-	-	-	-	-
Frenchtown Township, Precinct 1	652	4	40	40	100.00%	0	0.00%
Frenchtown Township, Precinct 2	-	-	-	-	-	-	-
Frenchtown Township, Precinct 3	-	-	-	-	-	-	-
Frenchtown Township, Precinct 4	-	-	-	-	-	-	-
Frenchtown Township, Precinct 5	-	-	-	-	-	-	-
Frenchtown Township, Precinct 6	-	-	-	-	-	-	-
Frenchtown Township, Precinct 7	-	-	-	-	-	-	-
Frenchtown Township, Precinct 8	-	-	-	-	-	-	-
Frenchtown Township, Precinct 9	-	-	-	-	-	-	-
Ida Township, Precinct 1	-	-	-	-	-	-	-
Ida Township, Precinct 2	-	-	-	-	-	-	-
LaSalle Township, Precinct 1	-	-	-	-	-	-	-
LaSalle Township, Precinct 2	-	-	-	-	-	-	-
London Township, Precinct 1	-	-	-	-	-	-	-
Milan Township, Precinct 1	-	-	-	-	-	-	-
Monroe Charter Township, Precinct 1	-	-	-	-	-	-	-
Monroe Charter Township, Precinct 2	-	-	-	-	-	-	-
Monroe Charter Township, Precinct 3	-	-	-	-	-	-	-
Monroe Charter Township, Precinct 4	-	-	-	-	-	-	-
Monroe Charter Township, Precinct 5	-	-	-	-	-	-	-
Monroe Charter Township, Precinct 6	-	-	-	-	-	-	-

Statement of Votes Cast
Monroe County
August 2010
SOVC For Jurisdiction Wide, All Counters, All Races
Official results

	Frenchtown #1						
	Reg. Voters	Vote For	Total Votes	L. Wm. Conner, Jr. (DEM)		Write-In Votes	
Raisinville Township, Precinct 1	-	-	-	-	-	-	-
Raisinville Township, Precinct 2	-	-	-	-	-	-	-
Summerfield Township, Precinct 1	-	-	-	-	-	-	-
Whiteford Township, Precinct 1	-	-	-	-	-	-	-
Whiteford Township, Precinct 2	-	-	-	-	-	-	-
Total	652	4	40	40	100.00%	0	0.00%

Statement of Votes Cast
Monroe County
August 2010
SOVC For Jurisdiction Wide, All Counters, All Races
Official results

	Frenchtown #2				
	Reg. Voters	Vote For	Total Votes	Write-In Votes	
Jurisdiction Wide					
City of Luna Pier, Precinct 1	-	-	-	-	-
City of Milan, Precinct 1	-	-	-	-	-
City of Monroe, Precinct 1	-	-	-	-	-
City of Monroe, Precinct 2	-	-	-	-	-
City of Monroe, Precinct 3N	-	-	-	-	-
City of Monroe, Precinct 3S	-	-	-	-	-
City of Monroe, Precinct 4	-	-	-	-	-
City of Monroe, Precinct 5	-	-	-	-	-
City of Monroe, Precinct 6	-	-	-	-	-
City of Petersburg, Precinct 1	-	-	-	-	-
Ash Township, Precinct 1	-	-	-	-	-
Ash Township, Precinct 2	-	-	-	-	-
Ash Township, Precinct 3	-	-	-	-	-
Bedford Township, Precinct 1	-	-	-	-	-
Bedford Township, Precinct 2	-	-	-	-	-
Bedford Township, Precinct 3	-	-	-	-	-
Bedford Township, Precinct 4	-	-	-	-	-
Bedford Township, Precinct 5	-	-	-	-	-
Bedford Township, Precinct 6	-	-	-	-	-
Bedford Township, Precinct 7	-	-	-	-	-
Bedford Township, Precinct 8	-	-	-	-	-
Bedford Township, Precinct 9	-	-	-	-	-
Bedford Township, Precinct 10	-	-	-	-	-
Bedford Township, Precinct 11	-	-	-	-	-
Bedford Township, Precinct 12	-	-	-	-	-
Bedford Township, Precinct 13	-	-	-	-	-
Bedford Township, Precinct 14	-	-	-	-	-
Berlin Township, Precinct 1	-	-	-	-	-
Berlin Township, Precinct 2	-	-	-	-	-
Berlin Township, Precinct 3	-	-	-	-	-
Berlin Township, Precinct 4	-	-	-	-	-
Dundee Township, Precinct 1	-	-	-	-	-
Dundee Township, Precinct 2	-	-	-	-	-
Dundee Township, Precinct 3	-	-	-	-	-
Erie Township, Precinct 1	-	-	-	-	-
Erie Township, Precinct 2	-	-	-	-	-
Exeter Township, Precinct 1	-	-	-	-	-
Exeter Township, Precinct 2	-	-	-	-	-
Frenchtown Township, Precinct 1	-	-	-	-	-
Frenchtown Township, Precinct 2	1247	4	2	2	100.00%
Frenchtown Township, Precinct 3	-	-	-	-	-
Frenchtown Township, Precinct 4	-	-	-	-	-
Frenchtown Township, Precinct 5	-	-	-	-	-
Frenchtown Township, Precinct 6	-	-	-	-	-
Frenchtown Township, Precinct 7	-	-	-	-	-
Frenchtown Township, Precinct 8	-	-	-	-	-
Frenchtown Township, Precinct 9	-	-	-	-	-
Ida Township, Precinct 1	-	-	-	-	-
Ida Township, Precinct 2	-	-	-	-	-
LaSalle Township, Precinct 1	-	-	-	-	-
LaSalle Township, Precinct 2	-	-	-	-	-
London Township, Precinct 1	-	-	-	-	-
Milan Township, Precinct 1	-	-	-	-	-
Monroe Charter Township, Precinct 1	-	-	-	-	-
Monroe Charter Township, Precinct 2	-	-	-	-	-
Monroe Charter Township, Precinct 3	-	-	-	-	-
Monroe Charter Township, Precinct 4	-	-	-	-	-
Monroe Charter Township, Precinct 5	-	-	-	-	-
Monroe Charter Township, Precinct 6	-	-	-	-	-

Write In
Robert Lambert - 2

Statement of Votes Cast
Monroe County
August 2010
SOVC For Jurisdiction Wide, All Counters, All Races
Official results

	Frenchtown #2				
	Reg. Voters	Vote For	Total Votes	Write-In Votes	
Raisinville Township, Precinct 1	-	-	-	-	-
Raisinville Township, Precinct 2	-	-	-	-	-
Summerfield Township, Precinct 1	-	-	-	-	-
Whiteford Township, Precinct 1	-	-	-	-	-
Whiteford Township, Precinct 2	-	-	-	-	-
Total	1247	4	2	2	100.00%

Statement of Votes Cast
Monroe County
August 2010
SOVC For Jurisdiction Wide, All Counters, All Races
Official results

Frenchtown #3

	Reg. Voters	Vote For	Total Votes	James F. Gross (DEM)		Write-In Votes	
Jurisdiction Wide							
City of Luna Pier, Precinct 1	-	-	-	-	-	-	-
City of Milan, Precinct 1	-	-	-	-	-	-	-
City of Monroe, Precinct 1	-	-	-	-	-	-	-
City of Monroe, Precinct 2	-	-	-	-	-	-	-
City of Monroe, Precinct 3N	-	-	-	-	-	-	-
City of Monroe, Precinct 3S	-	-	-	-	-	-	-
City of Monroe, Precinct 4	-	-	-	-	-	-	-
City of Monroe, Precinct 5	-	-	-	-	-	-	-
City of Monroe, Precinct 6	-	-	-	-	-	-	-
City of Petersburg, Precinct 1	-	-	-	-	-	-	-
Ash Township, Precinct 1	-	-	-	-	-	-	-
Ash Township, Precinct 2	-	-	-	-	-	-	-
Ash Township, Precinct 3	-	-	-	-	-	-	-
Bedford Township, Precinct 1	-	-	-	-	-	-	-
Bedford Township, Precinct 2	-	-	-	-	-	-	-
Bedford Township, Precinct 3	-	-	-	-	-	-	-
Bedford Township, Precinct 4	-	-	-	-	-	-	-
Bedford Township, Precinct 5	-	-	-	-	-	-	-
Bedford Township, Precinct 6	-	-	-	-	-	-	-
Bedford Township, Precinct 7	-	-	-	-	-	-	-
Bedford Township, Precinct 8	-	-	-	-	-	-	-
Bedford Township, Precinct 9	-	-	-	-	-	-	-
Bedford Township, Precinct 10	-	-	-	-	-	-	-
Bedford Township, Precinct 11	-	-	-	-	-	-	-
Bedford Township, Precinct 12	-	-	-	-	-	-	-
Bedford Township, Precinct 13	-	-	-	-	-	-	-
Bedford Township, Precinct 14	-	-	-	-	-	-	-
Berlin Township, Precinct 1	-	-	-	-	-	-	-
Berlin Township, Precinct 2	-	-	-	-	-	-	-
Berlin Township, Precinct 3	-	-	-	-	-	-	-
Berlin Township, Precinct 4	-	-	-	-	-	-	-
Dundee Township, Precinct 1	-	-	-	-	-	-	-
Dundee Township, Precinct 2	-	-	-	-	-	-	-
Dundee Township, Precinct 3	-	-	-	-	-	-	-
Erie Township, Precinct 1	-	-	-	-	-	-	-
Erie Township, Precinct 2	-	-	-	-	-	-	-
Exeter Township, Precinct 1	-	-	-	-	-	-	-
Exeter Township, Precinct 2	-	-	-	-	-	-	-
Frenchtown Township, Precinct 1	-	-	-	-	-	-	-
Frenchtown Township, Precinct 2	-	-	-	-	-	-	-
Frenchtown Township, Precinct 3	1269	4	87	86	98.85%	1	1.15%
Frenchtown Township, Precinct 4	-	-	-	-	-	-	-
Frenchtown Township, Precinct 5	-	-	-	-	-	-	-
Frenchtown Township, Precinct 6	-	-	-	-	-	-	-
Frenchtown Township, Precinct 7	-	-	-	-	-	-	-
Frenchtown Township, Precinct 8	-	-	-	-	-	-	-
Frenchtown Township, Precinct 9	-	-	-	-	-	-	-
Ida Township, Precinct 1	-	-	-	-	-	-	-
Ida Township, Precinct 2	-	-	-	-	-	-	-
LaSalle Township, Precinct 1	-	-	-	-	-	-	-
LaSalle Township, Precinct 2	-	-	-	-	-	-	-
London Township, Precinct 1	-	-	-	-	-	-	-
Milan Township, Precinct 1	-	-	-	-	-	-	-
Monroe Charter Township, Precinct 1	-	-	-	-	-	-	-
Monroe Charter Township, Precinct 2	-	-	-	-	-	-	-
Monroe Charter Township, Precinct 3	-	-	-	-	-	-	-
Monroe Charter Township, Precinct 4	-	-	-	-	-	-	-
Monroe Charter Township, Precinct 5	-	-	-	-	-	-	-
Monroe Charter Township, Precinct 6	-	-	-	-	-	-	-

Write-In

Sheila Stover

Statement of Votes Cast
Monroe County
August 2010
SOVC For Jurisdiction Wide, All Counters, All Races
Official results

Frenchtown #3

	Reg. Voters	Vote For	Total Votes	James F. Gross (DEM)		Write-In Votes	
Raisinville Township, Precinct 1	-	-	-	-	-	-	-
Raisinville Township, Precinct 2	-	-	-	-	-	-	-
Summerfield Township, Precinct 1	-	-	-	-	-	-	-
Whiteford Township, Precinct 1	-	-	-	-	-	-	-
Whiteford Township, Precinct 2	-	-	-	-	-	-	-
Total	1269	4	87	86	98.85%	1	1.15%

Statement of Votes Cast
Monroe County
August 2010
SOVC For Jurisdiction Wide, All Counters, All Races
Official results

	Frenchtown #4								
	Reg. Voters	Vote For	Total Votes	Donna R. Freimark (DEM)		Samuel Roy Freimark (DEM)		Patrick F. Miller (DEM)	
Jurisdiction Wide									
City of Luna Pier, Precinct 1	-	-	-	-	-	-	-	-	-
City of Milan, Precinct 1	-	-	-	-	-	-	-	-	-
City of Monroe, Precinct 1	-	-	-	-	-	-	-	-	-
City of Monroe, Precinct 2	-	-	-	-	-	-	-	-	-
City of Monroe, Precinct 3N	-	-	-	-	-	-	-	-	-
City of Monroe, Precinct 3S	-	-	-	-	-	-	-	-	-
City of Monroe, Precinct 4	-	-	-	-	-	-	-	-	-
City of Monroe, Precinct 5	-	-	-	-	-	-	-	-	-
City of Monroe, Precinct 6	-	-	-	-	-	-	-	-	-
City of Petersburg, Precinct 1	-	-	-	-	-	-	-	-	-
Ash Township, Precinct 1	-	-	-	-	-	-	-	-	-
Ash Township, Precinct 2	-	-	-	-	-	-	-	-	-
Ash Township, Precinct 3	-	-	-	-	-	-	-	-	-
Bedford Township, Precinct 1	-	-	-	-	-	-	-	-	-
Bedford Township, Precinct 2	-	-	-	-	-	-	-	-	-
Bedford Township, Precinct 3	-	-	-	-	-	-	-	-	-
Bedford Township, Precinct 4	-	-	-	-	-	-	-	-	-
Bedford Township, Precinct 5	-	-	-	-	-	-	-	-	-
Bedford Township, Precinct 6	-	-	-	-	-	-	-	-	-
Bedford Township, Precinct 7	-	-	-	-	-	-	-	-	-
Bedford Township, Precinct 8	-	-	-	-	-	-	-	-	-
Bedford Township, Precinct 9	-	-	-	-	-	-	-	-	-
Bedford Township, Precinct 10	-	-	-	-	-	-	-	-	-
Bedford Township, Precinct 11	-	-	-	-	-	-	-	-	-
Bedford Township, Precinct 12	-	-	-	-	-	-	-	-	-
Bedford Township, Precinct 13	-	-	-	-	-	-	-	-	-
Bedford Township, Precinct 14	-	-	-	-	-	-	-	-	-
Berlin Township, Precinct 1	-	-	-	-	-	-	-	-	-
Berlin Township, Precinct 2	-	-	-	-	-	-	-	-	-
Berlin Township, Precinct 3	-	-	-	-	-	-	-	-	-
Berlin Township, Precinct 4	-	-	-	-	-	-	-	-	-
Dundee Township, Precinct 1	-	-	-	-	-	-	-	-	-
Dundee Township, Precinct 2	-	-	-	-	-	-	-	-	-
Dundee Township, Precinct 3	-	-	-	-	-	-	-	-	-
Erie Township, Precinct 1	-	-	-	-	-	-	-	-	-
Erie Township, Precinct 2	-	-	-	-	-	-	-	-	-
Exeter Township, Precinct 1	-	-	-	-	-	-	-	-	-
Exeter Township, Precinct 2	-	-	-	-	-	-	-	-	-
Frenchtown Township, Precinct 1	-	-	-	-	-	-	-	-	-
Frenchtown Township, Precinct 2	-	-	-	-	-	-	-	-	-
Frenchtown Township, Precinct 3	-	-	-	-	-	-	-	-	-
Frenchtown Township, Precinct 4	2001	4	273	69	25.27%	66	24.18%	70	25.64%
Frenchtown Township, Precinct 5	-	-	-	-	-	-	-	-	-
Frenchtown Township, Precinct 6	-	-	-	-	-	-	-	-	-
Frenchtown Township, Precinct 7	-	-	-	-	-	-	-	-	-
Frenchtown Township, Precinct 8	-	-	-	-	-	-	-	-	-
Frenchtown Township, Precinct 9	-	-	-	-	-	-	-	-	-
Ida Township, Precinct 1	-	-	-	-	-	-	-	-	-
Ida Township, Precinct 2	-	-	-	-	-	-	-	-	-
LaSalle Township, Precinct 1	-	-	-	-	-	-	-	-	-
LaSalle Township, Precinct 2	-	-	-	-	-	-	-	-	-
London Township, Precinct 1	-	-	-	-	-	-	-	-	-
Milan Township, Precinct 1	-	-	-	-	-	-	-	-	-
Monroe Charter Township, Precinct 1	-	-	-	-	-	-	-	-	-
Monroe Charter Township, Precinct 2	-	-	-	-	-	-	-	-	-
Monroe Charter Township, Precinct 3	-	-	-	-	-	-	-	-	-
Monroe Charter Township, Precinct 4	-	-	-	-	-	-	-	-	-
Monroe Charter Township, Precinct 5	-	-	-	-	-	-	-	-	-
Monroe Charter Township, Precinct 6	-	-	-	-	-	-	-	-	-

Statement of Votes Cast
Monroe County
August 2010
SOVC For Jurisdiction Wide, All Counters, All Races
Official results

Frenchtown #4

	Reg. Voters	Vote For	Total Votes	Donna R. Freimark (DEM)		Samuel Roy Freimark (DEM)		Patrick F. Miller (DEM)	
Raisinville Township, Precinct 1	-	-	-	-	-	-	-	-	-
Raisinville Township, Precinct 2	-	-	-	-	-	-	-	-	-
Summerfield Township, Precinct 1	-	-	-	-	-	-	-	-	-
Whiteford Township, Precinct 1	-	-	-	-	-	-	-	-	-
Whiteford Township, Precinct 2	-	-	-	-	-	-	-	-	-
Total	2001	4	273	69	25.27%	66	24.18%	70	25.64%

Statement of Votes Cast
Monroe County
August 2010
SOVC For Jurisdiction Wide, All Counters, All Races
Official results

	Frenchtown #4				Frenchtown #5				
	Gregory J. Sullivan (DEM)		Write-In Votes		Reg. Voters	Vote For	Total Votes	Write-In Votes	
Jurisdiction Wide									
City of Luna Pier, Precinct 1	-	-	-	-	-	-	-	-	-
City of Milan, Precinct 1	-	-	-	-	-	-	-	-	-
City of Monroe, Precinct 1	-	-	-	-	-	-	-	-	-
City of Monroe, Precinct 2	-	-	-	-	-	-	-	-	-
City of Monroe, Precinct 3N	-	-	-	-	-	-	-	-	-
City of Monroe, Precinct 3S	-	-	-	-	-	-	-	-	-
City of Monroe, Precinct 4	-	-	-	-	-	-	-	-	-
City of Monroe, Precinct 5	-	-	-	-	-	-	-	-	-
City of Monroe, Precinct 6	-	-	-	-	-	-	-	-	-
City of Petersburg, Precinct 1	-	-	-	-	-	-	-	-	-
Ash Township, Precinct 1	-	-	-	-	-	-	-	-	-
Ash Township, Precinct 2	-	-	-	-	-	-	-	-	-
Ash Township, Precinct 3	-	-	-	-	-	-	-	-	-
Bedford Township, Precinct 1	-	-	-	-	-	-	-	-	-
Bedford Township, Precinct 2	-	-	-	-	-	-	-	-	-
Bedford Township, Precinct 3	-	-	-	-	-	-	-	-	-
Bedford Township, Precinct 4	-	-	-	-	-	-	-	-	-
Bedford Township, Precinct 5	-	-	-	-	-	-	-	-	-
Bedford Township, Precinct 6	-	-	-	-	-	-	-	-	-
Bedford Township, Precinct 7	-	-	-	-	-	-	-	-	-
Bedford Township, Precinct 8	-	-	-	-	-	-	-	-	-
Bedford Township, Precinct 9	-	-	-	-	-	-	-	-	-
Bedford Township, Precinct 10	-	-	-	-	-	-	-	-	-
Bedford Township, Precinct 11	-	-	-	-	-	-	-	-	-
Bedford Township, Precinct 12	-	-	-	-	-	-	-	-	-
Bedford Township, Precinct 13	-	-	-	-	-	-	-	-	-
Bedford Township, Precinct 14	-	-	-	-	-	-	-	-	-
Berlin Township, Precinct 1	-	-	-	-	-	-	-	-	-
Berlin Township, Precinct 2	-	-	-	-	-	-	-	-	-
Berlin Township, Precinct 3	-	-	-	-	-	-	-	-	-
Berlin Township, Precinct 4	-	-	-	-	-	-	-	-	-
Dundee Township, Precinct 1	-	-	-	-	-	-	-	-	-
Dundee Township, Precinct 2	-	-	-	-	-	-	-	-	-
Dundee Township, Precinct 3	-	-	-	-	-	-	-	-	-
Erie Township, Precinct 1	-	-	-	-	-	-	-	-	-
Erie Township, Precinct 2	-	-	-	-	-	-	-	-	-
Exeter Township, Precinct 1	-	-	-	-	-	-	-	-	-
Exeter Township, Precinct 2	-	-	-	-	-	-	-	-	-
Frenchtown Township, Precinct 1	-	-	-	-	-	-	-	-	-
Frenchtown Township, Precinct 2	-	-	-	-	-	-	-	-	-
Frenchtown Township, Precinct 3	-	-	-	-	-	-	-	-	-
Frenchtown Township, Precinct 4	68	24.91%	0	0.00%	-	-	-	-	-
Frenchtown Township, Precinct 5	-	-	-	-	2490	4	2	2	100.00%
Frenchtown Township, Precinct 6	-	-	-	-	-	-	-	-	-
Frenchtown Township, Precinct 7	-	-	-	-	-	-	-	-	-
Frenchtown Township, Precinct 8	-	-	-	-	-	-	-	-	-
Frenchtown Township, Precinct 9	-	-	-	-	-	-	-	-	-
Ida Township, Precinct 1	-	-	-	-	-	-	-	-	-
Ida Township, Precinct 2	-	-	-	-	-	-	-	-	-
LaSalle Township, Precinct 1	-	-	-	-	-	-	-	-	-
LaSalle Township, Precinct 2	-	-	-	-	-	-	-	-	-
London Township, Precinct 1	-	-	-	-	-	-	-	-	-
Milan Township, Precinct 1	-	-	-	-	-	-	-	-	-
Monroe Charter Township, Precinct 1	-	-	-	-	-	-	-	-	-
Monroe Charter Township, Precinct 2	-	-	-	-	-	-	-	-	-
Monroe Charter Township, Precinct 3	-	-	-	-	-	-	-	-	-
Monroe Charter Township, Precinct 4	-	-	-	-	-	-	-	-	-
Monroe Charter Township, Precinct 5	-	-	-	-	-	-	-	-	-
Monroe Charter Township, Precinct 6	-	-	-	-	-	-	-	-	-

Statement of Votes Cast
Monroe County
August 2010
SOVC For Jurisdiction Wide, All Counters, All Races
Official results

	Frenchtown #4				Frenchtown #5				
	Gregory J. Sullivan (DEM)		Write-In Votes		Reg. Voters	Vote For	Total Votes	Write-In Votes	
Raisinville Township, Precinct 1	-	-	-	-	-	-	-	-	-
Raisinville Township, Precinct 2	-	-	-	-	-	-	-	-	-
Summerfield Township, Precinct 1	-	-	-	-	-	-	-	-	-
Whiteford Township, Precinct 1	-	-	-	-	-	-	-	-	-
Whiteford Township, Precinct 2	-	-	-	-	-	-	-	-	-
Total	68	24.91%	0	0.00%	2490	4	2	2	100.00%

Statement of Votes Cast
Monroe County
August 2010
SOVC For Jurisdiction Wide, All Counters, All Races
Official results

Frenchtown #6

	Reg. Voters	Vote For	Total Votes	Rick Kull (DEM)		Write-In Votes	
Jurisdiction Wide							
City of Luna Pier, Precinct 1	-	-	-	-	-	-	-
City of Milan, Precinct 1	-	-	-	-	-	-	-
City of Monroe, Precinct 1	-	-	-	-	-	-	-
City of Monroe, Precinct 2	-	-	-	-	-	-	-
City of Monroe, Precinct 3N	-	-	-	-	-	-	-
City of Monroe, Precinct 3S	-	-	-	-	-	-	-
City of Monroe, Precinct 4	-	-	-	-	-	-	-
City of Monroe, Precinct 5	-	-	-	-	-	-	-
City of Monroe, Precinct 6	-	-	-	-	-	-	-
City of Petersburg, Precinct 1	-	-	-	-	-	-	-
Ash Township, Precinct 1	-	-	-	-	-	-	-
Ash Township, Precinct 2	-	-	-	-	-	-	-
Ash Township, Precinct 3	-	-	-	-	-	-	-
Bedford Township, Precinct 1	-	-	-	-	-	-	-
Bedford Township, Precinct 2	-	-	-	-	-	-	-
Bedford Township, Precinct 3	-	-	-	-	-	-	-
Bedford Township, Precinct 4	-	-	-	-	-	-	-
Bedford Township, Precinct 5	-	-	-	-	-	-	-
Bedford Township, Precinct 6	-	-	-	-	-	-	-
Bedford Township, Precinct 7	-	-	-	-	-	-	-
Bedford Township, Precinct 8	-	-	-	-	-	-	-
Bedford Township, Precinct 9	-	-	-	-	-	-	-
Bedford Township, Precinct 10	-	-	-	-	-	-	-
Bedford Township, Precinct 11	-	-	-	-	-	-	-
Bedford Township, Precinct 12	-	-	-	-	-	-	-
Bedford Township, Precinct 13	-	-	-	-	-	-	-
Bedford Township, Precinct 14	-	-	-	-	-	-	-
Berlin Township, Precinct 1	-	-	-	-	-	-	-
Berlin Township, Precinct 2	-	-	-	-	-	-	-
Berlin Township, Precinct 3	-	-	-	-	-	-	-
Berlin Township, Precinct 4	-	-	-	-	-	-	-
Dundee Township, Precinct 1	-	-	-	-	-	-	-
Dundee Township, Precinct 2	-	-	-	-	-	-	-
Dundee Township, Precinct 3	-	-	-	-	-	-	-
Erie Township, Precinct 1	-	-	-	-	-	-	-
Erie Township, Precinct 2	-	-	-	-	-	-	-
Exeter Township, Precinct 1	-	-	-	-	-	-	-
Exeter Township, Precinct 2	-	-	-	-	-	-	-
Frenchtown Township, Precinct 1	-	-	-	-	-	-	-
Frenchtown Township, Precinct 2	-	-	-	-	-	-	-
Frenchtown Township, Precinct 3	-	-	-	-	-	-	-
Frenchtown Township, Precinct 4	-	-	-	-	-	-	-
Frenchtown Township, Precinct 5	-	-	-	-	-	-	-
Frenchtown Township, Precinct 6	1979	4	136	134	98.53%	2	1.47%
Frenchtown Township, Precinct 7	-	-	-	-	-	-	-
Frenchtown Township, Precinct 8	-	-	-	-	-	-	-
Frenchtown Township, Precinct 9	-	-	-	-	-	-	-
Ida Township, Precinct 1	-	-	-	-	-	-	-
Ida Township, Precinct 2	-	-	-	-	-	-	-
LaSalle Township, Precinct 1	-	-	-	-	-	-	-
LaSalle Township, Precinct 2	-	-	-	-	-	-	-
London Township, Precinct 1	-	-	-	-	-	-	-
Milan Township, Precinct 1	-	-	-	-	-	-	-
Monroe Charter Township, Precinct 1	-	-	-	-	-	-	-
Monroe Charter Township, Precinct 2	-	-	-	-	-	-	-
Monroe Charter Township, Precinct 3	-	-	-	-	-	-	-
Monroe Charter Township, Precinct 4	-	-	-	-	-	-	-
Monroe Charter Township, Precinct 5	-	-	-	-	-	-	-
Monroe Charter Township, Precinct 6	-	-	-	-	-	-	-

Write In

Mike Mason

Dan Minton, Jr

Statement of Votes Cast
Monroe County
August 2010
SOVC For Jurisdiction Wide, All Counters, All Races
Official results

	Frenchtown #6						
	Reg. Voters	Vote For	Total Votes	Rick Kull (DEM)		Write-In Votes	
Raisinville Township, Precinct 1	-	-	-	-	-	-	-
Raisinville Township, Precinct 2	-	-	-	-	-	-	-
Summerfield Township, Precinct 1	-	-	-	-	-	-	-
Whiteford Township, Precinct 1	-	-	-	-	-	-	-
Whiteford Township, Precinct 2	-	-	-	-	-	-	-
Total	1979	4	136	134	98.53%	2	1.47%

Statement of Votes Cast
Monroe County
August 2010
SOVC For Jurisdiction Wide, All Counters, All Races
Official results

	Frenchtown #7								
	Reg. Voters	Vote For	Total Votes	Denise D. Brooks (DEM)		Floreine M. Mentel (DEM)		William M. Mentel (DEM)	
Jurisdiction Wide									
City of Luna Pier, Precinct 1	-	-	-	-	-	-	-	-	-
City of Milan, Precinct 1	-	-	-	-	-	-	-	-	-
City of Monroe, Precinct 1	-	-	-	-	-	-	-	-	-
City of Monroe, Precinct 2	-	-	-	-	-	-	-	-	-
City of Monroe, Precinct 3N	-	-	-	-	-	-	-	-	-
City of Monroe, Precinct 3S	-	-	-	-	-	-	-	-	-
City of Monroe, Precinct 4	-	-	-	-	-	-	-	-	-
City of Monroe, Precinct 5	-	-	-	-	-	-	-	-	-
City of Monroe, Precinct 6	-	-	-	-	-	-	-	-	-
City of Petersburg, Precinct 1	-	-	-	-	-	-	-	-	-
Ash Township, Precinct 1	-	-	-	-	-	-	-	-	-
Ash Township, Precinct 2	-	-	-	-	-	-	-	-	-
Ash Township, Precinct 3	-	-	-	-	-	-	-	-	-
Bedford Township, Precinct 1	-	-	-	-	-	-	-	-	-
Bedford Township, Precinct 2	-	-	-	-	-	-	-	-	-
Bedford Township, Precinct 3	-	-	-	-	-	-	-	-	-
Bedford Township, Precinct 4	-	-	-	-	-	-	-	-	-
Bedford Township, Precinct 5	-	-	-	-	-	-	-	-	-
Bedford Township, Precinct 6	-	-	-	-	-	-	-	-	-
Bedford Township, Precinct 7	-	-	-	-	-	-	-	-	-
Bedford Township, Precinct 8	-	-	-	-	-	-	-	-	-
Bedford Township, Precinct 9	-	-	-	-	-	-	-	-	-
Bedford Township, Precinct 10	-	-	-	-	-	-	-	-	-
Bedford Township, Precinct 11	-	-	-	-	-	-	-	-	-
Bedford Township, Precinct 12	-	-	-	-	-	-	-	-	-
Bedford Township, Precinct 13	-	-	-	-	-	-	-	-	-
Bedford Township, Precinct 14	-	-	-	-	-	-	-	-	-
Berlin Township, Precinct 1	-	-	-	-	-	-	-	-	-
Berlin Township, Precinct 2	-	-	-	-	-	-	-	-	-
Berlin Township, Precinct 3	-	-	-	-	-	-	-	-	-
Berlin Township, Precinct 4	-	-	-	-	-	-	-	-	-
Dundee Township, Precinct 1	-	-	-	-	-	-	-	-	-
Dundee Township, Precinct 2	-	-	-	-	-	-	-	-	-
Dundee Township, Precinct 3	-	-	-	-	-	-	-	-	-
Erie Township, Precinct 1	-	-	-	-	-	-	-	-	-
Erie Township, Precinct 2	-	-	-	-	-	-	-	-	-
Exeter Township, Precinct 1	-	-	-	-	-	-	-	-	-
Exeter Township, Precinct 2	-	-	-	-	-	-	-	-	-
Frenchtown Township, Precinct 1	-	-	-	-	-	-	-	-	-
Frenchtown Township, Precinct 2	-	-	-	-	-	-	-	-	-
Frenchtown Township, Precinct 3	-	-	-	-	-	-	-	-	-
Frenchtown Township, Precinct 4	-	-	-	-	-	-	-	-	-
Frenchtown Township, Precinct 5	-	-	-	-	-	-	-	-	-
Frenchtown Township, Precinct 6	-	-	-	-	-	-	-	-	-
Frenchtown Township, Precinct 7	2394	5	350	121	34.57%	123	35.14%	102	29.14%
Frenchtown Township, Precinct 8	-	-	-	-	-	-	-	-	-
Frenchtown Township, Precinct 9	-	-	-	-	-	-	-	-	-
Ida Township, Precinct 1	-	-	-	-	-	-	-	-	-
Ida Township, Precinct 2	-	-	-	-	-	-	-	-	-
LaSalle Township, Precinct 1	-	-	-	-	-	-	-	-	-
LaSalle Township, Precinct 2	-	-	-	-	-	-	-	-	-
London Township, Precinct 1	-	-	-	-	-	-	-	-	-
Milan Township, Precinct 1	-	-	-	-	-	-	-	-	-
Monroe Charter Township, Precinct 1	-	-	-	-	-	-	-	-	-
Monroe Charter Township, Precinct 2	-	-	-	-	-	-	-	-	-
Monroe Charter Township, Precinct 3	-	-	-	-	-	-	-	-	-
Monroe Charter Township, Precinct 4	-	-	-	-	-	-	-	-	-
Monroe Charter Township, Precinct 5	-	-	-	-	-	-	-	-	-
Monroe Charter Township, Precinct 6	-	-	-	-	-	-	-	-	-

Statement of Votes Cast
Monroe County
August 2010
SOVC For Jurisdiction Wide, All Counters, All Races
Official results

Frenchtown #7

	Reg. Voters	Vote For	Total Votes	Denise D. Brooks (DEM)		Floreine M. Mentel (DEM)		William M. Mentel (DEM)	
Raisinville Township, Precinct 1	-	-	-	-	-	-	-	-	-
Raisinville Township, Precinct 2	-	-	-	-	-	-	-	-	-
Summerfield Township, Precinct 1	-	-	-	-	-	-	-	-	-
Whiteford Township, Precinct 1	-	-	-	-	-	-	-	-	-
Whiteford Township, Precinct 2	-	-	-	-	-	-	-	-	-
Total	2394	5	350	121	34.57%	123	35.14%	102	29.14%

Statement of Votes Cast
Monroe County
August 2010
SOVC For Jurisdiction Wide, All Counters, All Races
Official results

	Frenchtown #7		Frenchtown #8						
	Write-In Votes		Reg. Voters	Vote For	Total Votes	Dana Forbes (DEM)		Write-In Votes	
Jurisdiction Wide									
City of Luna Pier, Precinct 1	-	-	-	-	-	-	-	-	-
City of Milan, Precinct 1	-	-	-	-	-	-	-	-	-
City of Monroe, Precinct 1	-	-	-	-	-	-	-	-	-
City of Monroe, Precinct 2	-	-	-	-	-	-	-	-	-
City of Monroe, Precinct 3N	-	-	-	-	-	-	-	-	-
City of Monroe, Precinct 3S	-	-	-	-	-	-	-	-	-
City of Monroe, Precinct 4	-	-	-	-	-	-	-	-	-
City of Monroe, Precinct 5	-	-	-	-	-	-	-	-	-
City of Monroe, Precinct 6	-	-	-	-	-	-	-	-	-
City of Petersburg, Precinct 1	-	-	-	-	-	-	-	-	-
Ash Township, Precinct 1	-	-	-	-	-	-	-	-	-
Ash Township, Precinct 2	-	-	-	-	-	-	-	-	-
Ash Township, Precinct 3	-	-	-	-	-	-	-	-	-
Bedford Township, Precinct 1	-	-	-	-	-	-	-	-	-
Bedford Township, Precinct 2	-	-	-	-	-	-	-	-	-
Bedford Township, Precinct 3	-	-	-	-	-	-	-	-	-
Bedford Township, Precinct 4	-	-	-	-	-	-	-	-	-
Bedford Township, Precinct 5	-	-	-	-	-	-	-	-	-
Bedford Township, Precinct 6	-	-	-	-	-	-	-	-	-
Bedford Township, Precinct 7	-	-	-	-	-	-	-	-	-
Bedford Township, Precinct 8	-	-	-	-	-	-	-	-	-
Bedford Township, Precinct 9	-	-	-	-	-	-	-	-	-
Bedford Township, Precinct 10	-	-	-	-	-	-	-	-	-
Bedford Township, Precinct 11	-	-	-	-	-	-	-	-	-
Bedford Township, Precinct 12	-	-	-	-	-	-	-	-	-
Bedford Township, Precinct 13	-	-	-	-	-	-	-	-	-
Bedford Township, Precinct 14	-	-	-	-	-	-	-	-	-
Berlin Township, Precinct 1	-	-	-	-	-	-	-	-	-
Berlin Township, Precinct 2	-	-	-	-	-	-	-	-	-
Berlin Township, Precinct 3	-	-	-	-	-	-	-	-	-
Berlin Township, Precinct 4	-	-	-	-	-	-	-	-	-
Dundee Township, Precinct 1	-	-	-	-	-	-	-	-	-
Dundee Township, Precinct 2	-	-	-	-	-	-	-	-	-
Dundee Township, Precinct 3	-	-	-	-	-	-	-	-	-
Erie Township, Precinct 1	-	-	-	-	-	-	-	-	-
Erie Township, Precinct 2	-	-	-	-	-	-	-	-	-
Exeter Township, Precinct 1	-	-	-	-	-	-	-	-	-
Exeter Township, Precinct 2	-	-	-	-	-	-	-	-	-
Frenchtown Township, Precinct 1	-	-	-	-	-	-	-	-	-
Frenchtown Township, Precinct 2	-	-	-	-	-	-	-	-	-
Frenchtown Township, Precinct 3	-	-	-	-	-	-	-	-	-
Frenchtown Township, Precinct 4	-	-	-	-	-	-	-	-	-
Frenchtown Township, Precinct 5	-	-	-	-	-	-	-	-	-
Frenchtown Township, Precinct 6	-	-	-	-	-	-	-	-	-
Frenchtown Township, Precinct 7	4	1.14%	-	-	-	-	-	-	-
Frenchtown Township, Precinct 8	-	-	1565	4	88	88	100.00%	0	0.00%
Frenchtown Township, Precinct 9	-	-	-	-	-	-	-	-	-
Ida Township, Precinct 1	-	-	-	-	-	-	-	-	-
Ida Township, Precinct 2	-	-	-	-	-	-	-	-	-
LaSalle Township, Precinct 1	-	-	-	-	-	-	-	-	-
LaSalle Township, Precinct 2	-	-	-	-	-	-	-	-	-
London Township, Precinct 1	-	-	-	-	-	-	-	-	-
Milan Township, Precinct 1	-	-	-	-	-	-	-	-	-
Monroe Charter Township, Precinct 1	-	-	-	-	-	-	-	-	-
Monroe Charter Township, Precinct 2	-	-	-	-	-	-	-	-	-
Monroe Charter Township, Precinct 3	-	-	-	-	-	-	-	-	-
Monroe Charter Township, Precinct 4	-	-	-	-	-	-	-	-	-
Monroe Charter Township, Precinct 5	-	-	-	-	-	-	-	-	-
Monroe Charter Township, Precinct 6	-	-	-	-	-	-	-	-	-

Statement of Votes Cast
Monroe County
August 2010
SOVC For Jurisdiction Wide, All Counters, All Races
Official results

	Frenchtown #7		Frenchtown #8						
	Write-In Votes		Reg. Voters	Vote For	Total Votes	Dana Forbes (DEM)		Write-In Votes	
Raisinville Township, Precinct 1	-	-	-	-	-	-	-	-	-
Raisinville Township, Precinct 2	-	-	-	-	-	-	-	-	-
Summerfield Township, Precinct 1	-	-	-	-	-	-	-	-	-
Whiteford Township, Precinct 1	-	-	-	-	-	-	-	-	-
Whiteford Township, Precinct 2	-	-	-	-	-	-	-	-	-
Total	4	1.14%	1565	4	88	88	100.00%	0	0.00%

Statement of Votes Cast
Monroe County
August 2010
SOVC For Jurisdiction Wide, All Counters, All Races
Official results

Frenchtown #9

	Reg. Voters	Vote For	Total Votes	Michael Keck (DEM)		Write-In Votes	
Jurisdiction Wide							
City of Luna Pier, Precinct 1	-	-	-	-	-	-	-
City of Milan, Precinct 1	-	-	-	-	-	-	-
City of Monroe, Precinct 1	-	-	-	-	-	-	-
City of Monroe, Precinct 2	-	-	-	-	-	-	-
City of Monroe, Precinct 3N	-	-	-	-	-	-	-
City of Monroe, Precinct 3S	-	-	-	-	-	-	-
City of Monroe, Precinct 4	-	-	-	-	-	-	-
City of Monroe, Precinct 5	-	-	-	-	-	-	-
City of Monroe, Precinct 6	-	-	-	-	-	-	-
City of Petersburg, Precinct 1	-	-	-	-	-	-	-
Ash Township, Precinct 1	-	-	-	-	-	-	-
Ash Township, Precinct 2	-	-	-	-	-	-	-
Ash Township, Precinct 3	-	-	-	-	-	-	-
Bedford Township, Precinct 1	-	-	-	-	-	-	-
Bedford Township, Precinct 2	-	-	-	-	-	-	-
Bedford Township, Precinct 3	-	-	-	-	-	-	-
Bedford Township, Precinct 4	-	-	-	-	-	-	-
Bedford Township, Precinct 5	-	-	-	-	-	-	-
Bedford Township, Precinct 6	-	-	-	-	-	-	-
Bedford Township, Precinct 7	-	-	-	-	-	-	-
Bedford Township, Precinct 8	-	-	-	-	-	-	-
Bedford Township, Precinct 9	-	-	-	-	-	-	-
Bedford Township, Precinct 10	-	-	-	-	-	-	-
Bedford Township, Precinct 11	-	-	-	-	-	-	-
Bedford Township, Precinct 12	-	-	-	-	-	-	-
Bedford Township, Precinct 13	-	-	-	-	-	-	-
Bedford Township, Precinct 14	-	-	-	-	-	-	-
Berlin Township, Precinct 1	-	-	-	-	-	-	-
Berlin Township, Precinct 2	-	-	-	-	-	-	-
Berlin Township, Precinct 3	-	-	-	-	-	-	-
Berlin Township, Precinct 4	-	-	-	-	-	-	-
Dundee Township, Precinct 1	-	-	-	-	-	-	-
Dundee Township, Precinct 2	-	-	-	-	-	-	-
Dundee Township, Precinct 3	-	-	-	-	-	-	-
Erie Township, Precinct 1	-	-	-	-	-	-	-
Erie Township, Precinct 2	-	-	-	-	-	-	-
Exeter Township, Precinct 1	-	-	-	-	-	-	-
Exeter Township, Precinct 2	-	-	-	-	-	-	-
Frenchtown Township, Precinct 1	-	-	-	-	-	-	-
Frenchtown Township, Precinct 2	-	-	-	-	-	-	-
Frenchtown Township, Precinct 3	-	-	-	-	-	-	-
Frenchtown Township, Precinct 4	-	-	-	-	-	-	-
Frenchtown Township, Precinct 5	-	-	-	-	-	-	-
Frenchtown Township, Precinct 6	-	-	-	-	-	-	-
Frenchtown Township, Precinct 7	-	-	-	-	-	-	-
Frenchtown Township, Precinct 8	-	-	-	-	-	-	-
Frenchtown Township, Precinct 9	1431	4	84	84	100.00%	0	0.00%
Ida Township, Precinct 1	-	-	-	-	-	-	-
Ida Township, Precinct 2	-	-	-	-	-	-	-
LaSalle Township, Precinct 1	-	-	-	-	-	-	-
LaSalle Township, Precinct 2	-	-	-	-	-	-	-
London Township, Precinct 1	-	-	-	-	-	-	-
Milan Township, Precinct 1	-	-	-	-	-	-	-
Monroe Charter Township, Precinct 1	-	-	-	-	-	-	-
Monroe Charter Township, Precinct 2	-	-	-	-	-	-	-
Monroe Charter Township, Precinct 3	-	-	-	-	-	-	-
Monroe Charter Township, Precinct 4	-	-	-	-	-	-	-
Monroe Charter Township, Precinct 5	-	-	-	-	-	-	-
Monroe Charter Township, Precinct 6	-	-	-	-	-	-	-

Statement of Votes Cast
Monroe County
August 2010
SOVC For Jurisdiction Wide, All Counters, All Races
Official results

Frenchtown #9

	Reg. Voters	Vote For	Total Votes	Michael Keck (DEM)		Write-In Votes	
Raisinville Township, Precinct 1	-	-	-	-	-	-	-
Raisinville Township, Precinct 2	-	-	-	-	-	-	-
Summerfield Township, Precinct 1	-	-	-	-	-	-	-
Whiteford Township, Precinct 1	-	-	-	-	-	-	-
Whiteford Township, Precinct 2	-	-	-	-	-	-	-
Total	1431	4	84	84	100.00%	0	0.00%

Statement of Votes Cast
Monroe County
August 2010
SOVC For Jurisdiction Wide, All Counters, All Races
Official results

	Ida Twp. #1				
	Reg. Voters	Vote For	Total Votes	Write-In Votes	
Jurisdiction Wide					
City of Luna Pier, Precinct 1	-	-	-	-	-
City of Milan, Precinct 1	-	-	-	-	-
City of Monroe, Precinct 1	-	-	-	-	-
City of Monroe, Precinct 2	-	-	-	-	-
City of Monroe, Precinct 3N	-	-	-	-	-
City of Monroe, Precinct 3S	-	-	-	-	-
City of Monroe, Precinct 4	-	-	-	-	-
City of Monroe, Precinct 5	-	-	-	-	-
City of Monroe, Precinct 6	-	-	-	-	-
City of Petersburg, Precinct 1	-	-	-	-	-
Ash Township, Precinct 1	-	-	-	-	-
Ash Township, Precinct 2	-	-	-	-	-
Ash Township, Precinct 3	-	-	-	-	-
Bedford Township, Precinct 1	-	-	-	-	-
Bedford Township, Precinct 2	-	-	-	-	-
Bedford Township, Precinct 3	-	-	-	-	-
Bedford Township, Precinct 4	-	-	-	-	-
Bedford Township, Precinct 5	-	-	-	-	-
Bedford Township, Precinct 6	-	-	-	-	-
Bedford Township, Precinct 7	-	-	-	-	-
Bedford Township, Precinct 8	-	-	-	-	-
Bedford Township, Precinct 9	-	-	-	-	-
Bedford Township, Precinct 10	-	-	-	-	-
Bedford Township, Precinct 11	-	-	-	-	-
Bedford Township, Precinct 12	-	-	-	-	-
Bedford Township, Precinct 13	-	-	-	-	-
Bedford Township, Precinct 14	-	-	-	-	-
Berlin Township, Precinct 1	-	-	-	-	-
Berlin Township, Precinct 2	-	-	-	-	-
Berlin Township, Precinct 3	-	-	-	-	-
Berlin Township, Precinct 4	-	-	-	-	-
Dundee Township, Precinct 1	-	-	-	-	-
Dundee Township, Precinct 2	-	-	-	-	-
Dundee Township, Precinct 3	-	-	-	-	-
Erie Township, Precinct 1	-	-	-	-	-
Erie Township, Precinct 2	-	-	-	-	-
Exeter Township, Precinct 1	-	-	-	-	-
Exeter Township, Precinct 2	-	-	-	-	-
Frenchtown Township, Precinct 1	-	-	-	-	-
Frenchtown Township, Precinct 2	-	-	-	-	-
Frenchtown Township, Precinct 3	-	-	-	-	-
Frenchtown Township, Precinct 4	-	-	-	-	-
Frenchtown Township, Precinct 5	-	-	-	-	-
Frenchtown Township, Precinct 6	-	-	-	-	-
Frenchtown Township, Precinct 7	-	-	-	-	-
Frenchtown Township, Precinct 8	-	-	-	-	-
Frenchtown Township, Precinct 9	-	-	-	-	-
Ida Township, Precinct 1	1980	4	1	1	100.00%
Ida Township, Precinct 2	-	-	-	-	-
LaSalle Township, Precinct 1	-	-	-	-	-
LaSalle Township, Precinct 2	-	-	-	-	-
London Township, Precinct 1	-	-	-	-	-
Milan Township, Precinct 1	-	-	-	-	-
Monroe Charter Township, Precinct 1	-	-	-	-	-
Monroe Charter Township, Precinct 2	-	-	-	-	-
Monroe Charter Township, Precinct 3	-	-	-	-	-
Monroe Charter Township, Precinct 4	-	-	-	-	-
Monroe Charter Township, Precinct 5	-	-	-	-	-
Monroe Charter Township, Precinct 6	-	-	-	-	-

Statement of Votes Cast
Monroe County
August 2010
SOVC For Jurisdiction Wide, All Counters, All Races
Official results

	Ida Twp. #1				
	Reg. Voters	Vote For	Total Votes	Write-In Votes	
Raisinville Township, Precinct 1	-	-	-	-	-
Raisinville Township, Precinct 2	-	-	-	-	-
Summerfield Township, Precinct 1	-	-	-	-	-
Whiteford Township, Precinct 1	-	-	-	-	-
Whiteford Township, Precinct 2	-	-	-	-	-
Total	1980	4	1	1	100.00%

Statement of Votes Cast
Monroe County
August 2010
SOVC For Jurisdiction Wide, All Counters, All Races
Official results

Ida Twp. #2

	Reg. Voters	Vote For	Total Votes	Sara Sweat Ziegler (DEM)		Write-In Votes	
Jurisdiction Wide							
City of Luna Pier, Precinct 1	-	-	-	-	-	-	-
City of Milan, Precinct 1	-	-	-	-	-	-	-
City of Monroe, Precinct 1	-	-	-	-	-	-	-
City of Monroe, Precinct 2	-	-	-	-	-	-	-
City of Monroe, Precinct 3N	-	-	-	-	-	-	-
City of Monroe, Precinct 3S	-	-	-	-	-	-	-
City of Monroe, Precinct 4	-	-	-	-	-	-	-
City of Monroe, Precinct 5	-	-	-	-	-	-	-
City of Monroe, Precinct 6	-	-	-	-	-	-	-
City of Petersburg, Precinct 1	-	-	-	-	-	-	-
Ash Township, Precinct 1	-	-	-	-	-	-	-
Ash Township, Precinct 2	-	-	-	-	-	-	-
Ash Township, Precinct 3	-	-	-	-	-	-	-
Bedford Township, Precinct 1	-	-	-	-	-	-	-
Bedford Township, Precinct 2	-	-	-	-	-	-	-
Bedford Township, Precinct 3	-	-	-	-	-	-	-
Bedford Township, Precinct 4	-	-	-	-	-	-	-
Bedford Township, Precinct 5	-	-	-	-	-	-	-
Bedford Township, Precinct 6	-	-	-	-	-	-	-
Bedford Township, Precinct 7	-	-	-	-	-	-	-
Bedford Township, Precinct 8	-	-	-	-	-	-	-
Bedford Township, Precinct 9	-	-	-	-	-	-	-
Bedford Township, Precinct 10	-	-	-	-	-	-	-
Bedford Township, Precinct 11	-	-	-	-	-	-	-
Bedford Township, Precinct 12	-	-	-	-	-	-	-
Bedford Township, Precinct 13	-	-	-	-	-	-	-
Bedford Township, Precinct 14	-	-	-	-	-	-	-
Berlin Township, Precinct 1	-	-	-	-	-	-	-
Berlin Township, Precinct 2	-	-	-	-	-	-	-
Berlin Township, Precinct 3	-	-	-	-	-	-	-
Berlin Township, Precinct 4	-	-	-	-	-	-	-
Dundee Township, Precinct 1	-	-	-	-	-	-	-
Dundee Township, Precinct 2	-	-	-	-	-	-	-
Dundee Township, Precinct 3	-	-	-	-	-	-	-
Erie Township, Precinct 1	-	-	-	-	-	-	-
Erie Township, Precinct 2	-	-	-	-	-	-	-
Exeter Township, Precinct 1	-	-	-	-	-	-	-
Exeter Township, Precinct 2	-	-	-	-	-	-	-
Frenchtown Township, Precinct 1	-	-	-	-	-	-	-
Frenchtown Township, Precinct 2	-	-	-	-	-	-	-
Frenchtown Township, Precinct 3	-	-	-	-	-	-	-
Frenchtown Township, Precinct 4	-	-	-	-	-	-	-
Frenchtown Township, Precinct 5	-	-	-	-	-	-	-
Frenchtown Township, Precinct 6	-	-	-	-	-	-	-
Frenchtown Township, Precinct 7	-	-	-	-	-	-	-
Frenchtown Township, Precinct 8	-	-	-	-	-	-	-
Frenchtown Township, Precinct 9	-	-	-	-	-	-	-
Ida Township, Precinct 1	-	-	-	-	-	-	-
Ida Township, Precinct 2	1844	4	61	60	98.36%	1	1.64%
LaSalle Township, Precinct 1	-	-	-	-	-	-	-
LaSalle Township, Precinct 2	-	-	-	-	-	-	-
London Township, Precinct 1	-	-	-	-	-	-	-
Milan Township, Precinct 1	-	-	-	-	-	-	-
Monroe Charter Township, Precinct 1	-	-	-	-	-	-	-
Monroe Charter Township, Precinct 2	-	-	-	-	-	-	-
Monroe Charter Township, Precinct 3	-	-	-	-	-	-	-
Monroe Charter Township, Precinct 4	-	-	-	-	-	-	-
Monroe Charter Township, Precinct 5	-	-	-	-	-	-	-
Monroe Charter Township, Precinct 6	-	-	-	-	-	-	-

Statement of Votes Cast
Monroe County
August 2010
SOVC For Jurisdiction Wide, All Counters, All Races
Official results

	Ida Twp. #2						
	Reg. Voters	Vote For	Total Votes	Sara Sweat Ziegler (DEM)		Write-In Votes	
Raisinville Township, Precinct 1	-	-	-	-	-	-	-
Raisinville Township, Precinct 2	-	-	-	-	-	-	-
Summerfield Township, Precinct 1	-	-	-	-	-	-	-
Whiteford Township, Precinct 1	-	-	-	-	-	-	-
Whiteford Township, Precinct 2	-	-	-	-	-	-	-
Total	1844	4	61	60	98.36%	1	1.64%

Statement of Votes Cast
Monroe County
August 2010
SOVC For Jurisdiction Wide, All Counters, All Races
Official results

	LaSalle #1				
	Reg. Voters	Vote For	Total Votes	Write-In Votes	
Jurisdiction Wide					
City of Luna Pier, Precinct 1	-	-	-	-	-
City of Milan, Precinct 1	-	-	-	-	-
City of Monroe, Precinct 1	-	-	-	-	-
City of Monroe, Precinct 2	-	-	-	-	-
City of Monroe, Precinct 3N	-	-	-	-	-
City of Monroe, Precinct 3S	-	-	-	-	-
City of Monroe, Precinct 4	-	-	-	-	-
City of Monroe, Precinct 5	-	-	-	-	-
City of Monroe, Precinct 6	-	-	-	-	-
City of Petersburg, Precinct 1	-	-	-	-	-
Ash Township, Precinct 1	-	-	-	-	-
Ash Township, Precinct 2	-	-	-	-	-
Ash Township, Precinct 3	-	-	-	-	-
Bedford Township, Precinct 1	-	-	-	-	-
Bedford Township, Precinct 2	-	-	-	-	-
Bedford Township, Precinct 3	-	-	-	-	-
Bedford Township, Precinct 4	-	-	-	-	-
Bedford Township, Precinct 5	-	-	-	-	-
Bedford Township, Precinct 6	-	-	-	-	-
Bedford Township, Precinct 7	-	-	-	-	-
Bedford Township, Precinct 8	-	-	-	-	-
Bedford Township, Precinct 9	-	-	-	-	-
Bedford Township, Precinct 10	-	-	-	-	-
Bedford Township, Precinct 11	-	-	-	-	-
Bedford Township, Precinct 12	-	-	-	-	-
Bedford Township, Precinct 13	-	-	-	-	-
Bedford Township, Precinct 14	-	-	-	-	-
Berlin Township, Precinct 1	-	-	-	-	-
Berlin Township, Precinct 2	-	-	-	-	-
Berlin Township, Precinct 3	-	-	-	-	-
Berlin Township, Precinct 4	-	-	-	-	-
Dundee Township, Precinct 1	-	-	-	-	-
Dundee Township, Precinct 2	-	-	-	-	-
Dundee Township, Precinct 3	-	-	-	-	-
Erie Township, Precinct 1	-	-	-	-	-
Erie Township, Precinct 2	-	-	-	-	-
Exeter Township, Precinct 1	-	-	-	-	-
Exeter Township, Precinct 2	-	-	-	-	-
Frenchtown Township, Precinct 1	-	-	-	-	-
Frenchtown Township, Precinct 2	-	-	-	-	-
Frenchtown Township, Precinct 3	-	-	-	-	-
Frenchtown Township, Precinct 4	-	-	-	-	-
Frenchtown Township, Precinct 5	-	-	-	-	-
Frenchtown Township, Precinct 6	-	-	-	-	-
Frenchtown Township, Precinct 7	-	-	-	-	-
Frenchtown Township, Precinct 8	-	-	-	-	-
Frenchtown Township, Precinct 9	-	-	-	-	-
Ida Township, Precinct 1	-	-	-	-	-
Ida Township, Precinct 2	-	-	-	-	-
LaSalle Township, Precinct 1	1682	5	11	11	100.00%
LaSalle Township, Precinct 2	-	-	-	-	-
London Township, Precinct 1	-	-	-	-	-
Milan Township, Precinct 1	-	-	-	-	-
Monroe Charter Township, Precinct 1	-	-	-	-	-
Monroe Charter Township, Precinct 2	-	-	-	-	-
Monroe Charter Township, Precinct 3	-	-	-	-	-
Monroe Charter Township, Precinct 4	-	-	-	-	-
Monroe Charter Township, Precinct 5	-	-	-	-	-
Monroe Charter Township, Precinct 6	-	-	-	-	-

Write In

Jonathan R Cook - 2

Nancy M Feick - 2

Rick D Feick 2

Statement of Votes Cast
Monroe County
August 2010
SOVC For Jurisdiction Wide, All Counters, All Races
Unofficial Results

	LaSalle #1				
	Reg. Voters	Vote For	Total Votes	Write-In Votes	
Raisinville Township, Precinct 1	-	-	-	-	-
Raisinville Township, Precinct 2	-	-	-	-	-
Summerfield Township, Precinct 1	-	-	-	-	-
Whiteford Township, Precinct 1	-	-	-	-	-
Whiteford Township, Precinct 2	-	-	-	-	-
Total	1682	5	11	11	100.00%

Statement of Votes Cast
Monroe County
August 2010
SOVC For Jurisdiction Wide, All Counters, All Races
Official results

	LaSalle #2								
	Reg. Voters	Vote For	Total Votes	Larry T. Rutledge (DEM)		Linda K. Rutledge (DEM)		Michael Gilbert Yens (DEM)	
Jurisdiction Wide									
City of Luna Pier, Precinct 1	-	-	-	-	-	-	-	-	-
City of Milan, Precinct 1	-	-	-	-	-	-	-	-	-
City of Monroe, Precinct 1	-	-	-	-	-	-	-	-	-
City of Monroe, Precinct 2	-	-	-	-	-	-	-	-	-
City of Monroe, Precinct 3N	-	-	-	-	-	-	-	-	-
City of Monroe, Precinct 3S	-	-	-	-	-	-	-	-	-
City of Monroe, Precinct 4	-	-	-	-	-	-	-	-	-
City of Monroe, Precinct 5	-	-	-	-	-	-	-	-	-
City of Monroe, Precinct 6	-	-	-	-	-	-	-	-	-
City of Petersburg, Precinct 1	-	-	-	-	-	-	-	-	-
Ash Township, Precinct 1	-	-	-	-	-	-	-	-	-
Ash Township, Precinct 2	-	-	-	-	-	-	-	-	-
Ash Township, Precinct 3	-	-	-	-	-	-	-	-	-
Bedford Township, Precinct 1	-	-	-	-	-	-	-	-	-
Bedford Township, Precinct 2	-	-	-	-	-	-	-	-	-
Bedford Township, Precinct 3	-	-	-	-	-	-	-	-	-
Bedford Township, Precinct 4	-	-	-	-	-	-	-	-	-
Bedford Township, Precinct 5	-	-	-	-	-	-	-	-	-
Bedford Township, Precinct 6	-	-	-	-	-	-	-	-	-
Bedford Township, Precinct 7	-	-	-	-	-	-	-	-	-
Bedford Township, Precinct 8	-	-	-	-	-	-	-	-	-
Bedford Township, Precinct 9	-	-	-	-	-	-	-	-	-
Bedford Township, Precinct 10	-	-	-	-	-	-	-	-	-
Bedford Township, Precinct 11	-	-	-	-	-	-	-	-	-
Bedford Township, Precinct 12	-	-	-	-	-	-	-	-	-
Bedford Township, Precinct 13	-	-	-	-	-	-	-	-	-
Bedford Township, Precinct 14	-	-	-	-	-	-	-	-	-
Berlin Township, Precinct 1	-	-	-	-	-	-	-	-	-
Berlin Township, Precinct 2	-	-	-	-	-	-	-	-	-
Berlin Township, Precinct 3	-	-	-	-	-	-	-	-	-
Berlin Township, Precinct 4	-	-	-	-	-	-	-	-	-
Dundee Township, Precinct 1	-	-	-	-	-	-	-	-	-
Dundee Township, Precinct 2	-	-	-	-	-	-	-	-	-
Dundee Township, Precinct 3	-	-	-	-	-	-	-	-	-
Erie Township, Precinct 1	-	-	-	-	-	-	-	-	-
Erie Township, Precinct 2	-	-	-	-	-	-	-	-	-
Exeter Township, Precinct 1	-	-	-	-	-	-	-	-	-
Exeter Township, Precinct 2	-	-	-	-	-	-	-	-	-
Frenchtown Township, Precinct 1	-	-	-	-	-	-	-	-	-
Frenchtown Township, Precinct 2	-	-	-	-	-	-	-	-	-
Frenchtown Township, Precinct 3	-	-	-	-	-	-	-	-	-
Frenchtown Township, Precinct 4	-	-	-	-	-	-	-	-	-
Frenchtown Township, Precinct 5	-	-	-	-	-	-	-	-	-
Frenchtown Township, Precinct 6	-	-	-	-	-	-	-	-	-
Frenchtown Township, Precinct 7	-	-	-	-	-	-	-	-	-
Frenchtown Township, Precinct 8	-	-	-	-	-	-	-	-	-
Frenchtown Township, Precinct 9	-	-	-	-	-	-	-	-	-
Ida Township, Precinct 1	-	-	-	-	-	-	-	-	-
Ida Township, Precinct 2	-	-	-	-	-	-	-	-	-
LaSalle Township, Precinct 1	-	-	-	-	-	-	-	-	-
LaSalle Township, Precinct 2	2045	5	243	90	37.04%	75	30.86%	76	31.28%
London Township, Precinct 1	-	-	-	-	-	-	-	-	-
Milan Township, Precinct 1	-	-	-	-	-	-	-	-	-
Monroe Charter Township, Precinct 1	-	-	-	-	-	-	-	-	-
Monroe Charter Township, Precinct 2	-	-	-	-	-	-	-	-	-
Monroe Charter Township, Precinct 3	-	-	-	-	-	-	-	-	-
Monroe Charter Township, Precinct 4	-	-	-	-	-	-	-	-	-
Monroe Charter Township, Precinct 5	-	-	-	-	-	-	-	-	-
Monroe Charter Township, Precinct 6	-	-	-	-	-	-	-	-	-

Statement of Votes Cast
Monroe County
August 2010
SOVC For Jurisdiction Wide, All Counters, All Races
Official results

	LaSalle #2								
	Reg. Voters	Vote For	Total Votes	Larry T. Rutledge (DEM)		Linda K. Rutledge (DEM)		Michael Gilbert Yens (DEM)	
Raisinville Township, Precinct 1	-	-	-	-	-	-	-	-	-
Raisinville Township, Precinct 2	-	-	-	-	-	-	-	-	-
Summerfield Township, Precinct 1	-	-	-	-	-	-	-	-	-
Whiteford Township, Precinct 1	-	-	-	-	-	-	-	-	-
Whiteford Township, Precinct 2	-	-	-	-	-	-	-	-	-
Total	2045	5	243	90	37.04%	75	30.86%	76	31.28%

WritIn
Larry L Hutchison
=1

Statement of Votes Cast
Monroe County
August 2010
SOVC For Jurisdiction Wide, All Counters, All Races
Official results

	LaSalle #2		London #1						
	Write-In Votes		Reg. Voters	Vote For	Total Votes	Charles L. Stoll (DEM)		Write-In Votes	
Jurisdiction Wide									
City of Luna Pier, Precinct 1	-	-	-	-	-	-	-	-	-
City of Milan, Precinct 1	-	-	-	-	-	-	-	-	-
City of Monroe, Precinct 1	-	-	-	-	-	-	-	-	-
City of Monroe, Precinct 2	-	-	-	-	-	-	-	-	-
City of Monroe, Precinct 3N	-	-	-	-	-	-	-	-	-
City of Monroe, Precinct 3S	-	-	-	-	-	-	-	-	-
City of Monroe, Precinct 4	-	-	-	-	-	-	-	-	-
City of Monroe, Precinct 5	-	-	-	-	-	-	-	-	-
City of Monroe, Precinct 6	-	-	-	-	-	-	-	-	-
City of Petersburg, Precinct 1	-	-	-	-	-	-	-	-	-
Ash Township, Precinct 1	-	-	-	-	-	-	-	-	-
Ash Township, Precinct 2	-	-	-	-	-	-	-	-	-
Ash Township, Precinct 3	-	-	-	-	-	-	-	-	-
Bedford Township, Precinct 1	-	-	-	-	-	-	-	-	-
Bedford Township, Precinct 2	-	-	-	-	-	-	-	-	-
Bedford Township, Precinct 3	-	-	-	-	-	-	-	-	-
Bedford Township, Precinct 4	-	-	-	-	-	-	-	-	-
Bedford Township, Precinct 5	-	-	-	-	-	-	-	-	-
Bedford Township, Precinct 6	-	-	-	-	-	-	-	-	-
Bedford Township, Precinct 7	-	-	-	-	-	-	-	-	-
Bedford Township, Precinct 8	-	-	-	-	-	-	-	-	-
Bedford Township, Precinct 9	-	-	-	-	-	-	-	-	-
Bedford Township, Precinct 10	-	-	-	-	-	-	-	-	-
Bedford Township, Precinct 11	-	-	-	-	-	-	-	-	-
Bedford Township, Precinct 12	-	-	-	-	-	-	-	-	-
Bedford Township, Precinct 13	-	-	-	-	-	-	-	-	-
Bedford Township, Precinct 14	-	-	-	-	-	-	-	-	-
Berlin Township, Precinct 1	-	-	-	-	-	-	-	-	-
Berlin Township, Precinct 2	-	-	-	-	-	-	-	-	-
Berlin Township, Precinct 3	-	-	-	-	-	-	-	-	-
Berlin Township, Precinct 4	-	-	-	-	-	-	-	-	-
Dundee Township, Precinct 1	-	-	-	-	-	-	-	-	-
Dundee Township, Precinct 2	-	-	-	-	-	-	-	-	-
Dundee Township, Precinct 3	-	-	-	-	-	-	-	-	-
Erie Township, Precinct 1	-	-	-	-	-	-	-	-	-
Erie Township, Precinct 2	-	-	-	-	-	-	-	-	-
Exeter Township, Precinct 1	-	-	-	-	-	-	-	-	-
Exeter Township, Precinct 2	-	-	-	-	-	-	-	-	-
Frenchtown Township, Precinct 1	-	-	-	-	-	-	-	-	-
Frenchtown Township, Precinct 2	-	-	-	-	-	-	-	-	-
Frenchtown Township, Precinct 3	-	-	-	-	-	-	-	-	-
Frenchtown Township, Precinct 4	-	-	-	-	-	-	-	-	-
Frenchtown Township, Precinct 5	-	-	-	-	-	-	-	-	-
Frenchtown Township, Precinct 6	-	-	-	-	-	-	-	-	-
Frenchtown Township, Precinct 7	-	-	-	-	-	-	-	-	-
Frenchtown Township, Precinct 8	-	-	-	-	-	-	-	-	-
Frenchtown Township, Precinct 9	-	-	-	-	-	-	-	-	-
Ida Township, Precinct 1	-	-	-	-	-	-	-	-	-
Ida Township, Precinct 2	-	-	-	-	-	-	-	-	-
LaSalle Township, Precinct 1	-	-	-	-	-	-	-	-	-
LaSalle Township, Precinct 2	2	0.82%	-	-	-	-	-	-	-
London Township, Precinct 1	-	-	2263	3	96	94	97.92%	2	2.08%
Milan Township, Precinct 1	-	-	-	-	-	-	-	-	-
Monroe Charter Township, Precinct 1	-	-	-	-	-	-	-	-	-
Monroe Charter Township, Precinct 2	-	-	-	-	-	-	-	-	-
Monroe Charter Township, Precinct 3	-	-	-	-	-	-	-	-	-
Monroe Charter Township, Precinct 4	-	-	-	-	-	-	-	-	-
Monroe Charter Township, Precinct 5	-	-	-	-	-	-	-	-	-
Monroe Charter Township, Precinct 6	-	-	-	-	-	-	-	-	-

Statement of Votes Cast
Monroe County
August 2010
SOVC For Jurisdiction Wide, All Counters, All Races
Official results

	LaSalle #2		London #1						
	Write-In Votes		Reg. Voters	Vote For	Total Votes	Charles L. Stoll (DEM)		Write-In Votes	
Raisinville Township, Precinct 1	-	-	-	-	-	-	-	-	-
Raisinville Township, Precinct 2	-	-	-	-	-	-	-	-	-
Summerfield Township, Precinct 1	-	-	-	-	-	-	-	-	-
Whiteford Township, Precinct 1	-	-	-	-	-	-	-	-	-
Whiteford Township, Precinct 2	-	-	-	-	-	-	-	-	-
Total	2	0.82%	2263	3	96	94	97.92%	2	2.08%

Statement of Votes Cast
Monroe County
August 2010
SOVC For Jurisdiction Wide, All Counters, All Races
Official results

	Milan Twp #1				
	Reg. Voters	Vote For	Total Votes	Write-In Votes	
Jurisdiction Wide					
City of Luna Pier, Precinct 1	-	-	-	-	-
City of Milan, Precinct 1	-	-	-	-	-
City of Monroe, Precinct 1	-	-	-	-	-
City of Monroe, Precinct 2	-	-	-	-	-
City of Monroe, Precinct 3N	-	-	-	-	-
City of Monroe, Precinct 3S	-	-	-	-	-
City of Monroe, Precinct 4	-	-	-	-	-
City of Monroe, Precinct 5	-	-	-	-	-
City of Monroe, Precinct 6	-	-	-	-	-
City of Petersburg, Precinct 1	-	-	-	-	-
Ash Township, Precinct 1	-	-	-	-	-
Ash Township, Precinct 2	-	-	-	-	-
Ash Township, Precinct 3	-	-	-	-	-
Bedford Township, Precinct 1	-	-	-	-	-
Bedford Township, Precinct 2	-	-	-	-	-
Bedford Township, Precinct 3	-	-	-	-	-
Bedford Township, Precinct 4	-	-	-	-	-
Bedford Township, Precinct 5	-	-	-	-	-
Bedford Township, Precinct 6	-	-	-	-	-
Bedford Township, Precinct 7	-	-	-	-	-
Bedford Township, Precinct 8	-	-	-	-	-
Bedford Township, Precinct 9	-	-	-	-	-
Bedford Township, Precinct 10	-	-	-	-	-
Bedford Township, Precinct 11	-	-	-	-	-
Bedford Township, Precinct 12	-	-	-	-	-
Bedford Township, Precinct 13	-	-	-	-	-
Bedford Township, Precinct 14	-	-	-	-	-
Berlin Township, Precinct 1	-	-	-	-	-
Berlin Township, Precinct 2	-	-	-	-	-
Berlin Township, Precinct 3	-	-	-	-	-
Berlin Township, Precinct 4	-	-	-	-	-
Dundee Township, Precinct 1	-	-	-	-	-
Dundee Township, Precinct 2	-	-	-	-	-
Dundee Township, Precinct 3	-	-	-	-	-
Erie Township, Precinct 1	-	-	-	-	-
Erie Township, Precinct 2	-	-	-	-	-
Exeter Township, Precinct 1	-	-	-	-	-
Exeter Township, Precinct 2	-	-	-	-	-
Frenchtown Township, Precinct 1	-	-	-	-	-
Frenchtown Township, Precinct 2	-	-	-	-	-
Frenchtown Township, Precinct 3	-	-	-	-	-
Frenchtown Township, Precinct 4	-	-	-	-	-
Frenchtown Township, Precinct 5	-	-	-	-	-
Frenchtown Township, Precinct 6	-	-	-	-	-
Frenchtown Township, Precinct 7	-	-	-	-	-
Frenchtown Township, Precinct 8	-	-	-	-	-
Frenchtown Township, Precinct 9	-	-	-	-	-
Ida Township, Precinct 1	-	-	-	-	-
Ida Township, Precinct 2	-	-	-	-	-
LaSalle Township, Precinct 1	-	-	-	-	-
LaSalle Township, Precinct 2	-	-	-	-	-
London Township, Precinct 1	-	-	-	-	-
Milan Township, Precinct 1	1364	3	6	6	100.00%
Monroe Charter Township, Precinct 1	-	-	-	-	-
Monroe Charter Township, Precinct 2	-	-	-	-	-
Monroe Charter Township, Precinct 3	-	-	-	-	-
Monroe Charter Township, Precinct 4	-	-	-	-	-
Monroe Charter Township, Precinct 5	-	-	-	-	-
Monroe Charter Township, Precinct 6	-	-	-	-	-

Statement of Votes Cast
Monroe County
August 2010
SOVC For Jurisdiction Wide, All Counters, All Races
Official results

	Milan Twp #1				
	Reg. Voters	Vote For	Total Votes	Write-In Votes	
Raisinville Township, Precinct 1	-	-	-	-	-
Raisinville Township, Precinct 2	-	-	-	-	-
Summerfield Township, Precinct 1	-	-	-	-	-
Whiteford Township, Precinct 1	-	-	-	-	-
Whiteford Township, Precinct 2	-	-	-	-	-
Total	1364	3	6	6	100.00%

Statement of Votes Cast
Monroe County
August 2010
SOVC For Jurisdiction Wide, All Counters, All Races
Official results

Monroe Twp #1

	Reg. Voters	Vote For	Total Votes	Kathryn Gorowski (DEM)		Write-In Votes	
Jurisdiction Wide							
City of Luna Pier, Precinct 1	-	-	-	-	-	-	-
City of Milan, Precinct 1	-	-	-	-	-	-	-
City of Monroe, Precinct 1	-	-	-	-	-	-	-
City of Monroe, Precinct 2	-	-	-	-	-	-	-
City of Monroe, Precinct 3N	-	-	-	-	-	-	-
City of Monroe, Precinct 3S	-	-	-	-	-	-	-
City of Monroe, Precinct 4	-	-	-	-	-	-	-
City of Monroe, Precinct 5	-	-	-	-	-	-	-
City of Monroe, Precinct 6	-	-	-	-	-	-	-
City of Petersburg, Precinct 1	-	-	-	-	-	-	-
Ash Township, Precinct 1	-	-	-	-	-	-	-
Ash Township, Precinct 2	-	-	-	-	-	-	-
Ash Township, Precinct 3	-	-	-	-	-	-	-
Bedford Township, Precinct 1	-	-	-	-	-	-	-
Bedford Township, Precinct 2	-	-	-	-	-	-	-
Bedford Township, Precinct 3	-	-	-	-	-	-	-
Bedford Township, Precinct 4	-	-	-	-	-	-	-
Bedford Township, Precinct 5	-	-	-	-	-	-	-
Bedford Township, Precinct 6	-	-	-	-	-	-	-
Bedford Township, Precinct 7	-	-	-	-	-	-	-
Bedford Township, Precinct 8	-	-	-	-	-	-	-
Bedford Township, Precinct 9	-	-	-	-	-	-	-
Bedford Township, Precinct 10	-	-	-	-	-	-	-
Bedford Township, Precinct 11	-	-	-	-	-	-	-
Bedford Township, Precinct 12	-	-	-	-	-	-	-
Bedford Township, Precinct 13	-	-	-	-	-	-	-
Bedford Township, Precinct 14	-	-	-	-	-	-	-
Berlin Township, Precinct 1	-	-	-	-	-	-	-
Berlin Township, Precinct 2	-	-	-	-	-	-	-
Berlin Township, Precinct 3	-	-	-	-	-	-	-
Berlin Township, Precinct 4	-	-	-	-	-	-	-
Dundee Township, Precinct 1	-	-	-	-	-	-	-
Dundee Township, Precinct 2	-	-	-	-	-	-	-
Dundee Township, Precinct 3	-	-	-	-	-	-	-
Erie Township, Precinct 1	-	-	-	-	-	-	-
Erie Township, Precinct 2	-	-	-	-	-	-	-
Exeter Township, Precinct 1	-	-	-	-	-	-	-
Exeter Township, Precinct 2	-	-	-	-	-	-	-
Frenchtown Township, Precinct 1	-	-	-	-	-	-	-
Frenchtown Township, Precinct 2	-	-	-	-	-	-	-
Frenchtown Township, Precinct 3	-	-	-	-	-	-	-
Frenchtown Township, Precinct 4	-	-	-	-	-	-	-
Frenchtown Township, Precinct 5	-	-	-	-	-	-	-
Frenchtown Township, Precinct 6	-	-	-	-	-	-	-
Frenchtown Township, Precinct 7	-	-	-	-	-	-	-
Frenchtown Township, Precinct 8	-	-	-	-	-	-	-
Frenchtown Township, Precinct 9	-	-	-	-	-	-	-
Ida Township, Precinct 1	-	-	-	-	-	-	-
Ida Township, Precinct 2	-	-	-	-	-	-	-
LaSalle Township, Precinct 1	-	-	-	-	-	-	-
LaSalle Township, Precinct 2	-	-	-	-	-	-	-
London Township, Precinct 1	-	-	-	-	-	-	-
Milan Township, Precinct 1	-	-	-	-	-	-	-
Monroe Charter Township, Precinct 1	1319	4	56	56	100.00%	0	0.00%
Monroe Charter Township, Precinct 2	-	-	-	-	-	-	-
Monroe Charter Township, Precinct 3	-	-	-	-	-	-	-
Monroe Charter Township, Precinct 4	-	-	-	-	-	-	-
Monroe Charter Township, Precinct 5	-	-	-	-	-	-	-
Monroe Charter Township, Precinct 6	-	-	-	-	-	-	-

Statement of Votes Cast
Monroe County
August 2010
SOVC For Jurisdiction Wide, All Counters, All Races
Official results

	Monroe Twp #1						
	Reg. Voters	Vote For	Total Votes	Kathryn Gorowski (DEM)		Write-In Votes	
Raisinville Township, Precinct 1	-	-	-	-	-	-	-
Raisinville Township, Precinct 2	-	-	-	-	-	-	-
Summerfield Township, Precinct 1	-	-	-	-	-	-	-
Whiteford Township, Precinct 1	-	-	-	-	-	-	-
Whiteford Township, Precinct 2	-	-	-	-	-	-	-
Total	1319	4	56	56	100.00%	0	0.00%

Statement of Votes Cast
Monroe County
August 2010
SOVC For Jurisdiction Wide, All Counters, All Races
Official results

Monroe Twp #2

	Reg. Voters	Vote For	Total Votes	Write-In Votes	
Jurisdiction Wide					
City of Luna Pier, Precinct 1	-	-	-	-	-
City of Milan, Precinct 1	-	-	-	-	-
City of Monroe, Precinct 1	-	-	-	-	-
City of Monroe, Precinct 2	-	-	-	-	-
City of Monroe, Precinct 3N	-	-	-	-	-
City of Monroe, Precinct 3S	-	-	-	-	-
City of Monroe, Precinct 4	-	-	-	-	-
City of Monroe, Precinct 5	-	-	-	-	-
City of Monroe, Precinct 6	-	-	-	-	-
City of Petersburg, Precinct 1	-	-	-	-	-
Ash Township, Precinct 1	-	-	-	-	-
Ash Township, Precinct 2	-	-	-	-	-
Ash Township, Precinct 3	-	-	-	-	-
Bedford Township, Precinct 1	-	-	-	-	-
Bedford Township, Precinct 2	-	-	-	-	-
Bedford Township, Precinct 3	-	-	-	-	-
Bedford Township, Precinct 4	-	-	-	-	-
Bedford Township, Precinct 5	-	-	-	-	-
Bedford Township, Precinct 6	-	-	-	-	-
Bedford Township, Precinct 7	-	-	-	-	-
Bedford Township, Precinct 8	-	-	-	-	-
Bedford Township, Precinct 9	-	-	-	-	-
Bedford Township, Precinct 10	-	-	-	-	-
Bedford Township, Precinct 11	-	-	-	-	-
Bedford Township, Precinct 12	-	-	-	-	-
Bedford Township, Precinct 13	-	-	-	-	-
Bedford Township, Precinct 14	-	-	-	-	-
Berlin Township, Precinct 1	-	-	-	-	-
Berlin Township, Precinct 2	-	-	-	-	-
Berlin Township, Precinct 3	-	-	-	-	-
Berlin Township, Precinct 4	-	-	-	-	-
Dundee Township, Precinct 1	-	-	-	-	-
Dundee Township, Precinct 2	-	-	-	-	-
Dundee Township, Precinct 3	-	-	-	-	-
Erie Township, Precinct 1	-	-	-	-	-
Erie Township, Precinct 2	-	-	-	-	-
Exeter Township, Precinct 1	-	-	-	-	-
Exeter Township, Precinct 2	-	-	-	-	-
Frenchtown Township, Precinct 1	-	-	-	-	-
Frenchtown Township, Precinct 2	-	-	-	-	-
Frenchtown Township, Precinct 3	-	-	-	-	-
Frenchtown Township, Precinct 4	-	-	-	-	-
Frenchtown Township, Precinct 5	-	-	-	-	-
Frenchtown Township, Precinct 6	-	-	-	-	-
Frenchtown Township, Precinct 7	-	-	-	-	-
Frenchtown Township, Precinct 8	-	-	-	-	-
Frenchtown Township, Precinct 9	-	-	-	-	-
Ida Township, Precinct 1	-	-	-	-	-
Ida Township, Precinct 2	-	-	-	-	-
LaSalle Township, Precinct 1	-	-	-	-	-
LaSalle Township, Precinct 2	-	-	-	-	-
London Township, Precinct 1	-	-	-	-	-
Milan Township, Precinct 1	-	-	-	-	-
Monroe Charter Township, Precinct 1	-	-	-	-	-
Monroe Charter Township, Precinct 2	1500	4	3	3	100.00%
Monroe Charter Township, Precinct 3	-	-	-	-	-
Monroe Charter Township, Precinct 4	-	-	-	-	-
Monroe Charter Township, Precinct 5	-	-	-	-	-
Monroe Charter Township, Precinct 6	-	-	-	-	-

Write In

John A. Holloway - 1

William P. Lietaert, JR - 1

Statement of Votes Cast
Monroe County
August 2010
SOVC For Jurisdiction Wide, All Counters, All Races
Official results

	Monroe Twp #2				
	Reg. Voters	Vote For	Total Votes	Write-In Votes	
Raisinville Township, Precinct 1	-	-	-	-	-
Raisinville Township, Precinct 2	-	-	-	-	-
Summerfield Township, Precinct 1	-	-	-	-	-
Whiteford Township, Precinct 1	-	-	-	-	-
Whiteford Township, Precinct 2	-	-	-	-	-
Total	1500	4	3	3	100.00%

Statement of Votes Cast
Monroe County
August 2010
SOVC For Jurisdiction Wide, All Counters, All Races
Official results

Monroe Twp #3

	Reg. Voters	Vote For	Total Votes	Leigh Kegerreis (DEM)		Write-In Votes	
Jurisdiction Wide							
City of Luna Pier, Precinct 1	-	-	-	-	-	-	-
City of Milan, Precinct 1	-	-	-	-	-	-	-
City of Monroe, Precinct 1	-	-	-	-	-	-	-
City of Monroe, Precinct 2	-	-	-	-	-	-	-
City of Monroe, Precinct 3N	-	-	-	-	-	-	-
City of Monroe, Precinct 3S	-	-	-	-	-	-	-
City of Monroe, Precinct 4	-	-	-	-	-	-	-
City of Monroe, Precinct 5	-	-	-	-	-	-	-
City of Monroe, Precinct 6	-	-	-	-	-	-	-
City of Petersburg, Precinct 1	-	-	-	-	-	-	-
Ash Township, Precinct 1	-	-	-	-	-	-	-
Ash Township, Precinct 2	-	-	-	-	-	-	-
Ash Township, Precinct 3	-	-	-	-	-	-	-
Bedford Township, Precinct 1	-	-	-	-	-	-	-
Bedford Township, Precinct 2	-	-	-	-	-	-	-
Bedford Township, Precinct 3	-	-	-	-	-	-	-
Bedford Township, Precinct 4	-	-	-	-	-	-	-
Bedford Township, Precinct 5	-	-	-	-	-	-	-
Bedford Township, Precinct 6	-	-	-	-	-	-	-
Bedford Township, Precinct 7	-	-	-	-	-	-	-
Bedford Township, Precinct 8	-	-	-	-	-	-	-
Bedford Township, Precinct 9	-	-	-	-	-	-	-
Bedford Township, Precinct 10	-	-	-	-	-	-	-
Bedford Township, Precinct 11	-	-	-	-	-	-	-
Bedford Township, Precinct 12	-	-	-	-	-	-	-
Bedford Township, Precinct 13	-	-	-	-	-	-	-
Bedford Township, Precinct 14	-	-	-	-	-	-	-
Berlin Township, Precinct 1	-	-	-	-	-	-	-
Berlin Township, Precinct 2	-	-	-	-	-	-	-
Berlin Township, Precinct 3	-	-	-	-	-	-	-
Berlin Township, Precinct 4	-	-	-	-	-	-	-
Dundee Township, Precinct 1	-	-	-	-	-	-	-
Dundee Township, Precinct 2	-	-	-	-	-	-	-
Dundee Township, Precinct 3	-	-	-	-	-	-	-
Erie Township, Precinct 1	-	-	-	-	-	-	-
Erie Township, Precinct 2	-	-	-	-	-	-	-
Exeter Township, Precinct 1	-	-	-	-	-	-	-
Exeter Township, Precinct 2	-	-	-	-	-	-	-
Frenchtown Township, Precinct 1	-	-	-	-	-	-	-
Frenchtown Township, Precinct 2	-	-	-	-	-	-	-
Frenchtown Township, Precinct 3	-	-	-	-	-	-	-
Frenchtown Township, Precinct 4	-	-	-	-	-	-	-
Frenchtown Township, Precinct 5	-	-	-	-	-	-	-
Frenchtown Township, Precinct 6	-	-	-	-	-	-	-
Frenchtown Township, Precinct 7	-	-	-	-	-	-	-
Frenchtown Township, Precinct 8	-	-	-	-	-	-	-
Frenchtown Township, Precinct 9	-	-	-	-	-	-	-
Ida Township, Precinct 1	-	-	-	-	-	-	-
Ida Township, Precinct 2	-	-	-	-	-	-	-
LaSalle Township, Precinct 1	-	-	-	-	-	-	-
LaSalle Township, Precinct 2	-	-	-	-	-	-	-
London Township, Precinct 1	-	-	-	-	-	-	-
Milan Township, Precinct 1	-	-	-	-	-	-	-
Monroe Charter Township, Precinct 1	-	-	-	-	-	-	-
Monroe Charter Township, Precinct 2	-	-	-	-	-	-	-
Monroe Charter Township, Precinct 3	1033	4	72	70	97.22%	2	2.78%
Monroe Charter Township, Precinct 4	-	-	-	-	-	-	-
Monroe Charter Township, Precinct 5	-	-	-	-	-	-	-
Monroe Charter Township, Precinct 6	-	-	-	-	-	-	-

Write In

Michael Vernon Owens Jr-1

Janee Owens-1

Statement of Votes Cast
Monroe County
August 2010
SOVC For Jurisdiction Wide, All Counters, All Races
Official results

	Monroe Twp #3						
	Reg. Voters	Vote For	Total Votes	Leigh Kegerreis (DEM)		Write-In Votes	
Raisinville Township, Precinct 1	-	-	-	-	-	-	-
Raisinville Township, Precinct 2	-	-	-	-	-	-	-
Summerfield Township, Precinct 1	-	-	-	-	-	-	-
Whiteford Township, Precinct 1	-	-	-	-	-	-	-
Whiteford Township, Precinct 2	-	-	-	-	-	-	-
Total	1033	4	72	70	97.22%	2	2.78%

Statement of Votes Cast
Monroe County
August 2010
SOVC For Jurisdiction Wide, All Counters, All Races
Official results

	Monroe Twp #4				
	Reg. Voters	Vote For	Total Votes	Write-In Votes	
Jurisdiction Wide					
City of Luna Pier, Precinct 1	-	-	-	-	-
City of Milan, Precinct 1	-	-	-	-	-
City of Monroe, Precinct 1	-	-	-	-	-
City of Monroe, Precinct 2	-	-	-	-	-
City of Monroe, Precinct 3N	-	-	-	-	-
City of Monroe, Precinct 3S	-	-	-	-	-
City of Monroe, Precinct 4	-	-	-	-	-
City of Monroe, Precinct 5	-	-	-	-	-
City of Monroe, Precinct 6	-	-	-	-	-
City of Petersburg, Precinct 1	-	-	-	-	-
Ash Township, Precinct 1	-	-	-	-	-
Ash Township, Precinct 2	-	-	-	-	-
Ash Township, Precinct 3	-	-	-	-	-
Bedford Township, Precinct 1	-	-	-	-	-
Bedford Township, Precinct 2	-	-	-	-	-
Bedford Township, Precinct 3	-	-	-	-	-
Bedford Township, Precinct 4	-	-	-	-	-
Bedford Township, Precinct 5	-	-	-	-	-
Bedford Township, Precinct 6	-	-	-	-	-
Bedford Township, Precinct 7	-	-	-	-	-
Bedford Township, Precinct 8	-	-	-	-	-
Bedford Township, Precinct 9	-	-	-	-	-
Bedford Township, Precinct 10	-	-	-	-	-
Bedford Township, Precinct 11	-	-	-	-	-
Bedford Township, Precinct 12	-	-	-	-	-
Bedford Township, Precinct 13	-	-	-	-	-
Bedford Township, Precinct 14	-	-	-	-	-
Berlin Township, Precinct 1	-	-	-	-	-
Berlin Township, Precinct 2	-	-	-	-	-
Berlin Township, Precinct 3	-	-	-	-	-
Berlin Township, Precinct 4	-	-	-	-	-
Dundee Township, Precinct 1	-	-	-	-	-
Dundee Township, Precinct 2	-	-	-	-	-
Dundee Township, Precinct 3	-	-	-	-	-
Erie Township, Precinct 1	-	-	-	-	-
Erie Township, Precinct 2	-	-	-	-	-
Exeter Township, Precinct 1	-	-	-	-	-
Exeter Township, Precinct 2	-	-	-	-	-
Frenchtown Township, Precinct 1	-	-	-	-	-
Frenchtown Township, Precinct 2	-	-	-	-	-
Frenchtown Township, Precinct 3	-	-	-	-	-
Frenchtown Township, Precinct 4	-	-	-	-	-
Frenchtown Township, Precinct 5	-	-	-	-	-
Frenchtown Township, Precinct 6	-	-	-	-	-
Frenchtown Township, Precinct 7	-	-	-	-	-
Frenchtown Township, Precinct 8	-	-	-	-	-
Frenchtown Township, Precinct 9	-	-	-	-	-
Ida Township, Precinct 1	-	-	-	-	-
Ida Township, Precinct 2	-	-	-	-	-
LaSalle Township, Precinct 1	-	-	-	-	-
LaSalle Township, Precinct 2	-	-	-	-	-
London Township, Precinct 1	-	-	-	-	-
Milan Township, Precinct 1	-	-	-	-	-
Monroe Charter Township, Precinct 1	-	-	-	-	-
Monroe Charter Township, Precinct 2	-	-	-	-	-
Monroe Charter Township, Precinct 3	-	-	-	-	-
Monroe Charter Township, Precinct 4	2277	3	3	3	100.00%
Monroe Charter Township, Precinct 5	-	-	-	-	-
Monroe Charter Township, Precinct 6	-	-	-	-	-

Statement of Votes Cast
Monroe County
August 2010
SOVC For Jurisdiction Wide, All Counters, All Races
Official results

	Monroe Twp #4				
	Reg. Voters	Vote For	Total Votes	Write-In Votes	
Raisinville Township, Precinct 1	-	-	-	-	-
Raisinville Township, Precinct 2	-	-	-	-	-
Summerfield Township, Precinct 1	-	-	-	-	-
Whiteford Township, Precinct 1	-	-	-	-	-
Whiteford Township, Precinct 2	-	-	-	-	-
Total	2277	3	3	3	100.00%

Statement of Votes Cast
Monroe County
August 2010
SOVC For Jurisdiction Wide, All Counters, All Races
Official results

Monroe Twp #5

	Reg. Voters	Vote For	Total Votes	James DiCarlo (DEM)		Write-In Votes	
Jurisdiction Wide							
City of Luna Pier, Precinct 1	-	-	-	-	-	-	-
City of Milan, Precinct 1	-	-	-	-	-	-	-
City of Monroe, Precinct 1	-	-	-	-	-	-	-
City of Monroe, Precinct 2	-	-	-	-	-	-	-
City of Monroe, Precinct 3N	-	-	-	-	-	-	-
City of Monroe, Precinct 3S	-	-	-	-	-	-	-
City of Monroe, Precinct 4	-	-	-	-	-	-	-
City of Monroe, Precinct 5	-	-	-	-	-	-	-
City of Monroe, Precinct 6	-	-	-	-	-	-	-
City of Petersburg, Precinct 1	-	-	-	-	-	-	-
Ash Township, Precinct 1	-	-	-	-	-	-	-
Ash Township, Precinct 2	-	-	-	-	-	-	-
Ash Township, Precinct 3	-	-	-	-	-	-	-
Bedford Township, Precinct 1	-	-	-	-	-	-	-
Bedford Township, Precinct 2	-	-	-	-	-	-	-
Bedford Township, Precinct 3	-	-	-	-	-	-	-
Bedford Township, Precinct 4	-	-	-	-	-	-	-
Bedford Township, Precinct 5	-	-	-	-	-	-	-
Bedford Township, Precinct 6	-	-	-	-	-	-	-
Bedford Township, Precinct 7	-	-	-	-	-	-	-
Bedford Township, Precinct 8	-	-	-	-	-	-	-
Bedford Township, Precinct 9	-	-	-	-	-	-	-
Bedford Township, Precinct 10	-	-	-	-	-	-	-
Bedford Township, Precinct 11	-	-	-	-	-	-	-
Bedford Township, Precinct 12	-	-	-	-	-	-	-
Bedford Township, Precinct 13	-	-	-	-	-	-	-
Bedford Township, Precinct 14	-	-	-	-	-	-	-
Berlin Township, Precinct 1	-	-	-	-	-	-	-
Berlin Township, Precinct 2	-	-	-	-	-	-	-
Berlin Township, Precinct 3	-	-	-	-	-	-	-
Berlin Township, Precinct 4	-	-	-	-	-	-	-
Dundee Township, Precinct 1	-	-	-	-	-	-	-
Dundee Township, Precinct 2	-	-	-	-	-	-	-
Dundee Township, Precinct 3	-	-	-	-	-	-	-
Erie Township, Precinct 1	-	-	-	-	-	-	-
Erie Township, Precinct 2	-	-	-	-	-	-	-
Exeter Township, Precinct 1	-	-	-	-	-	-	-
Exeter Township, Precinct 2	-	-	-	-	-	-	-
Frenchtown Township, Precinct 1	-	-	-	-	-	-	-
Frenchtown Township, Precinct 2	-	-	-	-	-	-	-
Frenchtown Township, Precinct 3	-	-	-	-	-	-	-
Frenchtown Township, Precinct 4	-	-	-	-	-	-	-
Frenchtown Township, Precinct 5	-	-	-	-	-	-	-
Frenchtown Township, Precinct 6	-	-	-	-	-	-	-
Frenchtown Township, Precinct 7	-	-	-	-	-	-	-
Frenchtown Township, Precinct 8	-	-	-	-	-	-	-
Frenchtown Township, Precinct 9	-	-	-	-	-	-	-
Ida Township, Precinct 1	-	-	-	-	-	-	-
Ida Township, Precinct 2	-	-	-	-	-	-	-
LaSalle Township, Precinct 1	-	-	-	-	-	-	-
LaSalle Township, Precinct 2	-	-	-	-	-	-	-
London Township, Precinct 1	-	-	-	-	-	-	-
Milan Township, Precinct 1	-	-	-	-	-	-	-
Monroe Charter Township, Precinct 1	-	-	-	-	-	-	-
Monroe Charter Township, Precinct 2	-	-	-	-	-	-	-
Monroe Charter Township, Precinct 3	-	-	-	-	-	-	-
Monroe Charter Township, Precinct 4	-	-	-	-	-	-	-
Monroe Charter Township, Precinct 5	2231	3	115	107	93.04%	8	6.96%
Monroe Charter Township, Precinct 6	-	-	-	-	-	-	-

Write In
Angela C Turner-2
Matthew W Turner-2

Statement of Votes Cast
Monroe County
August 2010
SOVC For Jurisdiction Wide, All Counters, All Races
Official results

	Monroe Twp #5						
	Reg. Voters	Vote For	Total Votes	James DiCarlo (DEM)		Write-In Votes	
Raisinville Township, Precinct 1	-	-	-	-	-	-	-
Raisinville Township, Precinct 2	-	-	-	-	-	-	-
Summerfield Township, Precinct 1	-	-	-	-	-	-	-
Whiteford Township, Precinct 1	-	-	-	-	-	-	-
Whiteford Township, Precinct 2	-	-	-	-	-	-	-
Total	2231	3	115	107	93.04%	8	6.96%

Statement of Votes Cast
Monroe County
August 2010
SOVC For Jurisdiction Wide, All Counters, All Races
Official results

Monroe Twp #6

	Reg. Voters	Vote For	Total Votes	Write-In Votes	
Jurisdiction Wide					
City of Luna Pier, Precinct 1	-	-	-	-	-
City of Milan, Precinct 1	-	-	-	-	-
City of Monroe, Precinct 1	-	-	-	-	-
City of Monroe, Precinct 2	-	-	-	-	-
City of Monroe, Precinct 3N	-	-	-	-	-
City of Monroe, Precinct 3S	-	-	-	-	-
City of Monroe, Precinct 4	-	-	-	-	-
City of Monroe, Precinct 5	-	-	-	-	-
City of Monroe, Precinct 6	-	-	-	-	-
City of Petersburg, Precinct 1	-	-	-	-	-
Ash Township, Precinct 1	-	-	-	-	-
Ash Township, Precinct 2	-	-	-	-	-
Ash Township, Precinct 3	-	-	-	-	-
Bedford Township, Precinct 1	-	-	-	-	-
Bedford Township, Precinct 2	-	-	-	-	-
Bedford Township, Precinct 3	-	-	-	-	-
Bedford Township, Precinct 4	-	-	-	-	-
Bedford Township, Precinct 5	-	-	-	-	-
Bedford Township, Precinct 6	-	-	-	-	-
Bedford Township, Precinct 7	-	-	-	-	-
Bedford Township, Precinct 8	-	-	-	-	-
Bedford Township, Precinct 9	-	-	-	-	-
Bedford Township, Precinct 10	-	-	-	-	-
Bedford Township, Precinct 11	-	-	-	-	-
Bedford Township, Precinct 12	-	-	-	-	-
Bedford Township, Precinct 13	-	-	-	-	-
Bedford Township, Precinct 14	-	-	-	-	-
Berlin Township, Precinct 1	-	-	-	-	-
Berlin Township, Precinct 2	-	-	-	-	-
Berlin Township, Precinct 3	-	-	-	-	-
Berlin Township, Precinct 4	-	-	-	-	-
Dundee Township, Precinct 1	-	-	-	-	-
Dundee Township, Precinct 2	-	-	-	-	-
Dundee Township, Precinct 3	-	-	-	-	-
Erie Township, Precinct 1	-	-	-	-	-
Erie Township, Precinct 2	-	-	-	-	-
Exeter Township, Precinct 1	-	-	-	-	-
Exeter Township, Precinct 2	-	-	-	-	-
Frenchtown Township, Precinct 1	-	-	-	-	-
Frenchtown Township, Precinct 2	-	-	-	-	-
Frenchtown Township, Precinct 3	-	-	-	-	-
Frenchtown Township, Precinct 4	-	-	-	-	-
Frenchtown Township, Precinct 5	-	-	-	-	-
Frenchtown Township, Precinct 6	-	-	-	-	-
Frenchtown Township, Precinct 7	-	-	-	-	-
Frenchtown Township, Precinct 8	-	-	-	-	-
Frenchtown Township, Precinct 9	-	-	-	-	-
Ida Township, Precinct 1	-	-	-	-	-
Ida Township, Precinct 2	-	-	-	-	-
LaSalle Township, Precinct 1	-	-	-	-	-
LaSalle Township, Precinct 2	-	-	-	-	-
London Township, Precinct 1	-	-	-	-	-
Milan Township, Precinct 1	-	-	-	-	-
Monroe Charter Township, Precinct 1	-	-	-	-	-
Monroe Charter Township, Precinct 2	-	-	-	-	-
Monroe Charter Township, Precinct 3	-	-	-	-	-
Monroe Charter Township, Precinct 4	-	-	-	-	-
Monroe Charter Township, Precinct 5	-	-	-	-	-
Monroe Charter Township, Precinct 6	1699	3	5	5	100.00%

Write In

Marvin Berry - 1

Gerald Hesson - 2

Statement of Votes Cast
Monroe County
August 2010
SOVC For Jurisdiction Wide, All Counters, All Races
Official results

	Monroe Twp #6				
	Reg. Voters	Vote For	Total Votes	Write-In Votes	
Raisinville Township, Precinct 1	-	-	-	-	-
Raisinville Township, Precinct 2	-	-	-	-	-
Summerfield Township, Precinct 1	-	-	-	-	-
Whiteford Township, Precinct 1	-	-	-	-	-
Whiteford Township, Precinct 2	-	-	-	-	-
Total	1699	3	5	5	100.00%

Statement of Votes Cast
Monroe County
August 2010
SOVC For Jurisdiction Wide, All Counters, All Races
Official results

	Raisinville Twp #1					
	Reg. Voters	Vote For	Total Votes	Troy Goodnough (DEM)		Write-In Votes
Jurisdiction Wide						
City of Luna Pier, Precinct 1	-	-	-	-	-	-
City of Milan, Precinct 1	-	-	-	-	-	-
City of Monroe, Precinct 1	-	-	-	-	-	-
City of Monroe, Precinct 2	-	-	-	-	-	-
City of Monroe, Precinct 3N	-	-	-	-	-	-
City of Monroe, Precinct 3S	-	-	-	-	-	-
City of Monroe, Precinct 4	-	-	-	-	-	-
City of Monroe, Precinct 5	-	-	-	-	-	-
City of Monroe, Precinct 6	-	-	-	-	-	-
City of Petersburg, Precinct 1	-	-	-	-	-	-
Ash Township, Precinct 1	-	-	-	-	-	-
Ash Township, Precinct 2	-	-	-	-	-	-
Ash Township, Precinct 3	-	-	-	-	-	-
Bedford Township, Precinct 1	-	-	-	-	-	-
Bedford Township, Precinct 2	-	-	-	-	-	-
Bedford Township, Precinct 3	-	-	-	-	-	-
Bedford Township, Precinct 4	-	-	-	-	-	-
Bedford Township, Precinct 5	-	-	-	-	-	-
Bedford Township, Precinct 6	-	-	-	-	-	-
Bedford Township, Precinct 7	-	-	-	-	-	-
Bedford Township, Precinct 8	-	-	-	-	-	-
Bedford Township, Precinct 9	-	-	-	-	-	-
Bedford Township, Precinct 10	-	-	-	-	-	-
Bedford Township, Precinct 11	-	-	-	-	-	-
Bedford Township, Precinct 12	-	-	-	-	-	-
Bedford Township, Precinct 13	-	-	-	-	-	-
Bedford Township, Precinct 14	-	-	-	-	-	-
Berlin Township, Precinct 1	-	-	-	-	-	-
Berlin Township, Precinct 2	-	-	-	-	-	-
Berlin Township, Precinct 3	-	-	-	-	-	-
Berlin Township, Precinct 4	-	-	-	-	-	-
Dundee Township, Precinct 1	-	-	-	-	-	-
Dundee Township, Precinct 2	-	-	-	-	-	-
Dundee Township, Precinct 3	-	-	-	-	-	-
Erie Township, Precinct 1	-	-	-	-	-	-
Erie Township, Precinct 2	-	-	-	-	-	-
Exeter Township, Precinct 1	-	-	-	-	-	-
Exeter Township, Precinct 2	-	-	-	-	-	-
Frenchtown Township, Precinct 1	-	-	-	-	-	-
Frenchtown Township, Precinct 2	-	-	-	-	-	-
Frenchtown Township, Precinct 3	-	-	-	-	-	-
Frenchtown Township, Precinct 4	-	-	-	-	-	-
Frenchtown Township, Precinct 5	-	-	-	-	-	-
Frenchtown Township, Precinct 6	-	-	-	-	-	-
Frenchtown Township, Precinct 7	-	-	-	-	-	-
Frenchtown Township, Precinct 8	-	-	-	-	-	-
Frenchtown Township, Precinct 9	-	-	-	-	-	-
Ida Township, Precinct 1	-	-	-	-	-	-
Ida Township, Precinct 2	-	-	-	-	-	-
LaSalle Township, Precinct 1	-	-	-	-	-	-
LaSalle Township, Precinct 2	-	-	-	-	-	-
London Township, Precinct 1	-	-	-	-	-	-
Milan Township, Precinct 1	-	-	-	-	-	-
Monroe Charter Township, Precinct 1	-	-	-	-	-	-
Monroe Charter Township, Precinct 2	-	-	-	-	-	-
Monroe Charter Township, Precinct 3	-	-	-	-	-	-
Monroe Charter Township, Precinct 4	-	-	-	-	-	-
Monroe Charter Township, Precinct 5	-	-	-	-	-	-
Monroe Charter Township, Precinct 6	-	-	-	-	-	-

Statement of Votes Cast
Monroe County
August 2010
SOVC For Jurisdiction Wide, All Counters, All Races
Official results

	Raisinville Twp #1						
	Reg. Voters	Vote For	Total Votes	Troy Goodnough (DEM)		Write-In Votes	
Raisinville Township, Precinct 1	2078	4	84	84	100.00%	0	0.00%
Raisinville Township, Precinct 2	-	-	-	-	-	-	-
Summerfield Township, Precinct 1	-	-	-	-	-	-	-
Whiteford Township, Precinct 1	-	-	-	-	-	-	-
Whiteford Township, Precinct 2	-	-	-	-	-	-	-
Total	2078	4	84	84	100.00%	0	0.00%

Statement of Votes Cast
Monroe County
August 2010
SOVC For Jurisdiction Wide, All Counters, All Races
Official results

Raisinville Twp #2

	Reg. Voters	Vote For	Total Votes	Catharine Calder (DEM)		Allen Matthew Lake (DEM)		Mike Sperling (DEM)	
Jurisdiction Wide									
City of Luna Pier, Precinct 1	-	-	-	-	-	-	-	-	-
City of Milan, Precinct 1	-	-	-	-	-	-	-	-	-
City of Monroe, Precinct 1	-	-	-	-	-	-	-	-	-
City of Monroe, Precinct 2	-	-	-	-	-	-	-	-	-
City of Monroe, Precinct 3N	-	-	-	-	-	-	-	-	-
City of Monroe, Precinct 3S	-	-	-	-	-	-	-	-	-
City of Monroe, Precinct 4	-	-	-	-	-	-	-	-	-
City of Monroe, Precinct 5	-	-	-	-	-	-	-	-	-
City of Monroe, Precinct 6	-	-	-	-	-	-	-	-	-
City of Petersburg, Precinct 1	-	-	-	-	-	-	-	-	-
Ash Township, Precinct 1	-	-	-	-	-	-	-	-	-
Ash Township, Precinct 2	-	-	-	-	-	-	-	-	-
Ash Township, Precinct 3	-	-	-	-	-	-	-	-	-
Bedford Township, Precinct 1	-	-	-	-	-	-	-	-	-
Bedford Township, Precinct 2	-	-	-	-	-	-	-	-	-
Bedford Township, Precinct 3	-	-	-	-	-	-	-	-	-
Bedford Township, Precinct 4	-	-	-	-	-	-	-	-	-
Bedford Township, Precinct 5	-	-	-	-	-	-	-	-	-
Bedford Township, Precinct 6	-	-	-	-	-	-	-	-	-
Bedford Township, Precinct 7	-	-	-	-	-	-	-	-	-
Bedford Township, Precinct 8	-	-	-	-	-	-	-	-	-
Bedford Township, Precinct 9	-	-	-	-	-	-	-	-	-
Bedford Township, Precinct 10	-	-	-	-	-	-	-	-	-
Bedford Township, Precinct 11	-	-	-	-	-	-	-	-	-
Bedford Township, Precinct 12	-	-	-	-	-	-	-	-	-
Bedford Township, Precinct 13	-	-	-	-	-	-	-	-	-
Bedford Township, Precinct 14	-	-	-	-	-	-	-	-	-
Berlin Township, Precinct 1	-	-	-	-	-	-	-	-	-
Berlin Township, Precinct 2	-	-	-	-	-	-	-	-	-
Berlin Township, Precinct 3	-	-	-	-	-	-	-	-	-
Berlin Township, Precinct 4	-	-	-	-	-	-	-	-	-
Dundee Township, Precinct 1	-	-	-	-	-	-	-	-	-
Dundee Township, Precinct 2	-	-	-	-	-	-	-	-	-
Dundee Township, Precinct 3	-	-	-	-	-	-	-	-	-
Erie Township, Precinct 1	-	-	-	-	-	-	-	-	-
Erie Township, Precinct 2	-	-	-	-	-	-	-	-	-
Exeter Township, Precinct 1	-	-	-	-	-	-	-	-	-
Exeter Township, Precinct 2	-	-	-	-	-	-	-	-	-
Frenchtown Township, Precinct 1	-	-	-	-	-	-	-	-	-
Frenchtown Township, Precinct 2	-	-	-	-	-	-	-	-	-
Frenchtown Township, Precinct 3	-	-	-	-	-	-	-	-	-
Frenchtown Township, Precinct 4	-	-	-	-	-	-	-	-	-
Frenchtown Township, Precinct 5	-	-	-	-	-	-	-	-	-
Frenchtown Township, Precinct 6	-	-	-	-	-	-	-	-	-
Frenchtown Township, Precinct 7	-	-	-	-	-	-	-	-	-
Frenchtown Township, Precinct 8	-	-	-	-	-	-	-	-	-
Frenchtown Township, Precinct 9	-	-	-	-	-	-	-	-	-
Ida Township, Precinct 1	-	-	-	-	-	-	-	-	-
Ida Township, Precinct 2	-	-	-	-	-	-	-	-	-
LaSalle Township, Precinct 1	-	-	-	-	-	-	-	-	-
LaSalle Township, Precinct 2	-	-	-	-	-	-	-	-	-
London Township, Precinct 1	-	-	-	-	-	-	-	-	-
Milan Township, Precinct 1	-	-	-	-	-	-	-	-	-
Monroe Charter Township, Precinct 1	-	-	-	-	-	-	-	-	-
Monroe Charter Township, Precinct 2	-	-	-	-	-	-	-	-	-
Monroe Charter Township, Precinct 3	-	-	-	-	-	-	-	-	-
Monroe Charter Township, Precinct 4	-	-	-	-	-	-	-	-	-
Monroe Charter Township, Precinct 5	-	-	-	-	-	-	-	-	-
Monroe Charter Township, Precinct 6	-	-	-	-	-	-	-	-	-

Statement of Votes Cast
Monroe County
August 2010
SOVC For Jurisdiction Wide, All Counters, All Races
Official results

Raisinville Twp #2

	Reg. Voters	Vote For	Total Votes	Catharine Calder (DEM)		Allen Matthew Lake (DEM)		Mike Sperling (DEM)	
Raisinville Township, Precinct 1	-	-	-	-	-	-	-	-	-
Raisinville Township, Precinct 2	2356	7	344	96	27.91%	72	20.93%	89	25.87%
Summerfield Township, Precinct 1	-	-	-	-	-	-	-	-	-
Whiteford Township, Precinct 1	-	-	-	-	-	-	-	-	-
Whiteford Township, Precinct 2	-	-	-	-	-	-	-	-	-
Total	2356	7	344	96	27.91%	72	20.93%	89	25.87%

Statement of Votes Cast
Monroe County
August 2010
SOVC For Jurisdiction Wide, All Counters, All Races
Official results

	Raisinville Twp #2		
	Ronald F. Sweat (DEM)	Write-In Votes	
Jurisdiction Wide			
City of Luna Pier, Precinct 1	-	-	-
City of Milan, Precinct 1	-	-	-
City of Monroe, Precinct 1	-	-	-
City of Monroe, Precinct 2	-	-	-
City of Monroe, Precinct 3N	-	-	-
City of Monroe, Precinct 3S	-	-	-
City of Monroe, Precinct 4	-	-	-
City of Monroe, Precinct 5	-	-	-
City of Monroe, Precinct 6	-	-	-
City of Petersburg, Precinct 1	-	-	-
Ash Township, Precinct 1	-	-	-
Ash Township, Precinct 2	-	-	-
Ash Township, Precinct 3	-	-	-
Bedford Township, Precinct 1	-	-	-
Bedford Township, Precinct 2	-	-	-
Bedford Township, Precinct 3	-	-	-
Bedford Township, Precinct 4	-	-	-
Bedford Township, Precinct 5	-	-	-
Bedford Township, Precinct 6	-	-	-
Bedford Township, Precinct 7	-	-	-
Bedford Township, Precinct 8	-	-	-
Bedford Township, Precinct 9	-	-	-
Bedford Township, Precinct 10	-	-	-
Bedford Township, Precinct 11	-	-	-
Bedford Township, Precinct 12	-	-	-
Bedford Township, Precinct 13	-	-	-
Bedford Township, Precinct 14	-	-	-
Berlin Township, Precinct 1	-	-	-
Berlin Township, Precinct 2	-	-	-
Berlin Township, Precinct 3	-	-	-
Berlin Township, Precinct 4	-	-	-
Dundee Township, Precinct 1	-	-	-
Dundee Township, Precinct 2	-	-	-
Dundee Township, Precinct 3	-	-	-
Erie Township, Precinct 1	-	-	-
Erie Township, Precinct 2	-	-	-
Exeter Township, Precinct 1	-	-	-
Exeter Township, Precinct 2	-	-	-
Frenchtown Township, Precinct 1	-	-	-
Frenchtown Township, Precinct 2	-	-	-
Frenchtown Township, Precinct 3	-	-	-
Frenchtown Township, Precinct 4	-	-	-
Frenchtown Township, Precinct 5	-	-	-
Frenchtown Township, Precinct 6	-	-	-
Frenchtown Township, Precinct 7	-	-	-
Frenchtown Township, Precinct 8	-	-	-
Frenchtown Township, Precinct 9	-	-	-
Ida Township, Precinct 1	-	-	-
Ida Township, Precinct 2	-	-	-
LaSalle Township, Precinct 1	-	-	-
LaSalle Township, Precinct 2	-	-	-
London Township, Precinct 1	-	-	-
Milan Township, Precinct 1	-	-	-
Monroe Charter Township, Precinct 1	-	-	-
Monroe Charter Township, Precinct 2	-	-	-
Monroe Charter Township, Precinct 3	-	-	-
Monroe Charter Township, Precinct 4	-	-	-
Monroe Charter Township, Precinct 5	-	-	-
Monroe Charter Township, Precinct 6	-	-	-

Statement of Votes Cast
Monroe County
August 2010
SOVC For Jurisdiction Wide, All Counters, All Races
Official results

	Raisinville Twp #2			
	Ronald F. Sweat (DEM)		Write-In Votes	
Raisinville Township, Precinct 1	-	-	-	-
Raisinville Township, Precinct 2	82	23.84%	5	1.45%
Summerfield Township, Precinct 1	-	-	-	-
Whiteford Township, Precinct 1	-	-	-	-
Whiteford Township, Precinct 2	-	-	-	-
Total	82	23.84%	5	1.45%

Broner McKart 2

Statement of Votes Cast
Monroe County
August 2010
SOVC For Jurisdiction Wide, All Counters, All Races
Official results

	Summerfield Twp #1				
	Reg. Voters	Vote For	Total Votes	William L. Buckles (DEM)	Write-In Votes
Jurisdiction Wide					
City of Luna Pier, Precinct 1	-	-	-	-	-
City of Milan, Precinct 1	-	-	-	-	-
City of Monroe, Precinct 1	-	-	-	-	-
City of Monroe, Precinct 2	-	-	-	-	-
City of Monroe, Precinct 3N	-	-	-	-	-
City of Monroe, Precinct 3S	-	-	-	-	-
City of Monroe, Precinct 4	-	-	-	-	-
City of Monroe, Precinct 5	-	-	-	-	-
City of Monroe, Precinct 6	-	-	-	-	-
City of Petersburg, Precinct 1	-	-	-	-	-
Ash Township, Precinct 1	-	-	-	-	-
Ash Township, Precinct 2	-	-	-	-	-
Ash Township, Precinct 3	-	-	-	-	-
Bedford Township, Precinct 1	-	-	-	-	-
Bedford Township, Precinct 2	-	-	-	-	-
Bedford Township, Precinct 3	-	-	-	-	-
Bedford Township, Precinct 4	-	-	-	-	-
Bedford Township, Precinct 5	-	-	-	-	-
Bedford Township, Precinct 6	-	-	-	-	-
Bedford Township, Precinct 7	-	-	-	-	-
Bedford Township, Precinct 8	-	-	-	-	-
Bedford Township, Precinct 9	-	-	-	-	-
Bedford Township, Precinct 10	-	-	-	-	-
Bedford Township, Precinct 11	-	-	-	-	-
Bedford Township, Precinct 12	-	-	-	-	-
Bedford Township, Precinct 13	-	-	-	-	-
Bedford Township, Precinct 14	-	-	-	-	-
Berlin Township, Precinct 1	-	-	-	-	-
Berlin Township, Precinct 2	-	-	-	-	-
Berlin Township, Precinct 3	-	-	-	-	-
Berlin Township, Precinct 4	-	-	-	-	-
Dundee Township, Precinct 1	-	-	-	-	-
Dundee Township, Precinct 2	-	-	-	-	-
Dundee Township, Precinct 3	-	-	-	-	-
Erie Township, Precinct 1	-	-	-	-	-
Erie Township, Precinct 2	-	-	-	-	-
Exeter Township, Precinct 1	-	-	-	-	-
Exeter Township, Precinct 2	-	-	-	-	-
Frenchtown Township, Precinct 1	-	-	-	-	-
Frenchtown Township, Precinct 2	-	-	-	-	-
Frenchtown Township, Precinct 3	-	-	-	-	-
Frenchtown Township, Precinct 4	-	-	-	-	-
Frenchtown Township, Precinct 5	-	-	-	-	-
Frenchtown Township, Precinct 6	-	-	-	-	-
Frenchtown Township, Precinct 7	-	-	-	-	-
Frenchtown Township, Precinct 8	-	-	-	-	-
Frenchtown Township, Precinct 9	-	-	-	-	-
Ida Township, Precinct 1	-	-	-	-	-
Ida Township, Precinct 2	-	-	-	-	-
LaSalle Township, Precinct 1	-	-	-	-	-
LaSalle Township, Precinct 2	-	-	-	-	-
London Township, Precinct 1	-	-	-	-	-
Milan Township, Precinct 1	-	-	-	-	-
Monroe Charter Township, Precinct 1	-	-	-	-	-
Monroe Charter Township, Precinct 2	-	-	-	-	-
Monroe Charter Township, Precinct 3	-	-	-	-	-
Monroe Charter Township, Precinct 4	-	-	-	-	-
Monroe Charter Township, Precinct 5	-	-	-	-	-
Monroe Charter Township, Precinct 6	-	-	-	-	-

Statement of Votes Cast
Monroe County
August 2010
SOVC For Jurisdiction Wide, All Counters, All Races
Official results

	Summerfield Twp #1						
	Reg. Voters	Vote For	Total Votes	William L. Buckles (DEM)		Write-In Votes	
Raisinville Township, Precinct 1	-	-	-	-	-	-	-
Raisinville Township, Precinct 2	-	-	-	-	-	-	-
Summerfield Township, Precinct 1	2571	3	80	79	98.75%	1	1.25%
Whiteford Township, Precinct 1	-	-	-	-	-	-	-
Whiteford Township, Precinct 2	-	-	-	-	-	-	-
Total	2571	3	80	79	98.75%	1	1.25%

Statement of Votes Cast
Monroe County
August 2010
SOVC For Jurisdiction Wide, All Counters, All Races
Official results

	Whiteford Twp #1				Whiteford Twp #2			
	Reg. Voters	Vote For	Total Votes	Write-In Votes	Reg. Voters	Vote For	Total Votes	Write-In Votes
Jurisdiction Wide								
City of Luna Pier, Precinct 1	-	-	-	-	-	-	-	-
City of Milan, Precinct 1	-	-	-	-	-	-	-	-
City of Monroe, Precinct 1	-	-	-	-	-	-	-	-
City of Monroe, Precinct 2	-	-	-	-	-	-	-	-
City of Monroe, Precinct 3N	-	-	-	-	-	-	-	-
City of Monroe, Precinct 3S	-	-	-	-	-	-	-	-
City of Monroe, Precinct 4	-	-	-	-	-	-	-	-
City of Monroe, Precinct 5	-	-	-	-	-	-	-	-
City of Monroe, Precinct 6	-	-	-	-	-	-	-	-
City of Petersburg, Precinct 1	-	-	-	-	-	-	-	-
Ash Township, Precinct 1	-	-	-	-	-	-	-	-
Ash Township, Precinct 2	-	-	-	-	-	-	-	-
Ash Township, Precinct 3	-	-	-	-	-	-	-	-
Bedford Township, Precinct 1	-	-	-	-	-	-	-	-
Bedford Township, Precinct 2	-	-	-	-	-	-	-	-
Bedford Township, Precinct 3	-	-	-	-	-	-	-	-
Bedford Township, Precinct 4	-	-	-	-	-	-	-	-
Bedford Township, Precinct 5	-	-	-	-	-	-	-	-
Bedford Township, Precinct 6	-	-	-	-	-	-	-	-
Bedford Township, Precinct 7	-	-	-	-	-	-	-	-
Bedford Township, Precinct 8	-	-	-	-	-	-	-	-
Bedford Township, Precinct 9	-	-	-	-	-	-	-	-
Bedford Township, Precinct 10	-	-	-	-	-	-	-	-
Bedford Township, Precinct 11	-	-	-	-	-	-	-	-
Bedford Township, Precinct 12	-	-	-	-	-	-	-	-
Bedford Township, Precinct 13	-	-	-	-	-	-	-	-
Bedford Township, Precinct 14	-	-	-	-	-	-	-	-
Berlin Township, Precinct 1	-	-	-	-	-	-	-	-
Berlin Township, Precinct 2	-	-	-	-	-	-	-	-
Berlin Township, Precinct 3	-	-	-	-	-	-	-	-
Berlin Township, Precinct 4	-	-	-	-	-	-	-	-
Dundee Township, Precinct 1	-	-	-	-	-	-	-	-
Dundee Township, Precinct 2	-	-	-	-	-	-	-	-
Dundee Township, Precinct 3	-	-	-	-	-	-	-	-
Erie Township, Precinct 1	-	-	-	-	-	-	-	-
Erie Township, Precinct 2	-	-	-	-	-	-	-	-
Exeter Township, Precinct 1	-	-	-	-	-	-	-	-
Exeter Township, Precinct 2	-	-	-	-	-	-	-	-
Frenchtown Township, Precinct 1	-	-	-	-	-	-	-	-
Frenchtown Township, Precinct 2	-	-	-	-	-	-	-	-
Frenchtown Township, Precinct 3	-	-	-	-	-	-	-	-
Frenchtown Township, Precinct 4	-	-	-	-	-	-	-	-
Frenchtown Township, Precinct 5	-	-	-	-	-	-	-	-
Frenchtown Township, Precinct 6	-	-	-	-	-	-	-	-
Frenchtown Township, Precinct 7	-	-	-	-	-	-	-	-
Frenchtown Township, Precinct 8	-	-	-	-	-	-	-	-
Frenchtown Township, Precinct 9	-	-	-	-	-	-	-	-
Ida Township, Precinct 1	-	-	-	-	-	-	-	-
Ida Township, Precinct 2	-	-	-	-	-	-	-	-
LaSalle Township, Precinct 1	-	-	-	-	-	-	-	-
LaSalle Township, Precinct 2	-	-	-	-	-	-	-	-
London Township, Precinct 1	-	-	-	-	-	-	-	-
Milan Township, Precinct 1	-	-	-	-	-	-	-	-
Monroe Charter Township, Precinct 1	-	-	-	-	-	-	-	-
Monroe Charter Township, Precinct 2	-	-	-	-	-	-	-	-
Monroe Charter Township, Precinct 3	-	-	-	-	-	-	-	-
Monroe Charter Township, Precinct 4	-	-	-	-	-	-	-	-
Monroe Charter Township, Precinct 5	-	-	-	-	-	-	-	-
Monroe Charter Township, Precinct 6	-	-	-	-	-	-	-	-

Statement of Votes Cast
Monroe County
August 2010
SOVC For Jurisdiction Wide, All Counters, All Races
Official results

	Whiteford Twp #1					Whiteford Twp #2				
	Reg. Voters	Vote For	Total Votes	Write-In Votes		Reg. Voters	Vote For	Total Votes	Write-In Votes	
Raisinville Township, Precinct 1	-	-	-	-	-	-	-	-	-	-
Raisinville Township, Precinct 2	-	-	-	-	-	-	-	-	-	-
Summerfield Township, Precinct 1	-	-	-	-	-	-	-	-	-	-
Whiteford Township, Precinct 1	1903	3	3	3	100.00%	-	-	-	-	-
Whiteford Township, Precinct 2	-	-	-	-	-	1529	3	0	0	-
Total	1903	3	3	3	100.00%	1529	3	0	0	-

Statement of Votes Cast
Monroe County
August 2010
SOVC For Jurisdiction Wide, All Counters, All Races
Official results

	Fairview Proposal						
	Reg. Voters	Vote For	Total Votes	YES		NO	
Jurisdiction Wide							
City of Luna Pier, Precinct 1	1171	1	141	89	63.12%	52	36.88%
City of Milan, Precinct 1	1395	1	163	63	38.65%	100	61.35%
City of Monroe, Precinct 1	2498	1	349	281	80.52%	68	19.48%
City of Monroe, Precinct 2	2328	1	281	205	72.95%	76	27.05%
City of Monroe, Precinct 3N	1178	1	135	90	66.67%	45	33.33%
City of Monroe, Precinct 3S	1382	1	96	68	70.83%	28	29.17%
City of Monroe, Precinct 4	2656	1	513	400	77.97%	113	22.03%
City of Monroe, Precinct 5	2814	1	685	588	85.84%	97	14.16%
City of Monroe, Precinct 6	2378	1	470	349	74.26%	121	25.74%
City of Petersburg, Precinct 1	783	1	102	79	77.45%	23	22.55%
Ash Township, Precinct 1	2163	1	307	181	58.96%	126	41.04%
Ash Township, Precinct 2	2003	1	257	154	59.92%	103	40.08%
Ash Township, Precinct 3	1802	1	311	163	52.41%	148	47.59%
Bedford Township, Precinct 1	1045	1	140	63	45.00%	77	55.00%
Bedford Township, Precinct 2	1741	1	300	146	48.67%	154	51.33%
Bedford Township, Precinct 3	1527	1	271	130	47.97%	141	52.03%
Bedford Township, Precinct 4	2051	1	337	156	46.29%	181	53.71%
Bedford Township, Precinct 5	1755	1	323	156	48.30%	167	51.70%
Bedford Township, Precinct 6	2042	1	418	197	47.13%	221	52.87%
Bedford Township, Precinct 7	1692	1	333	182	54.65%	151	45.35%
Bedford Township, Precinct 8	1720	1	397	174	43.83%	223	56.17%
Bedford Township, Precinct 9	1099	1	232	100	43.10%	132	56.90%
Bedford Township, Precinct 10	1215	1	226	110	48.67%	116	51.33%
Bedford Township, Precinct 11	2091	1	415	159	38.31%	256	61.69%
Bedford Township, Precinct 12	1368	1	285	119	41.75%	166	58.25%
Bedford Township, Precinct 13	1624	1	289	153	52.94%	136	47.06%
Bedford Township, Precinct 14	1714	1	144	80	55.56%	64	44.44%
Berlin Township, Precinct 1	1535	1	177	113	63.84%	64	36.16%
Berlin Township, Precinct 2	2440	1	316	160	50.63%	156	49.37%
Berlin Township, Precinct 3	1203	1	255	158	61.96%	97	38.04%
Berlin Township, Precinct 4	1747	1	323	184	56.97%	139	43.03%
Dundee Township, Precinct 1	1785	1	204	113	55.39%	91	44.61%
Dundee Township, Precinct 2	2040	1	223	164	73.54%	59	26.46%
Dundee Township, Precinct 3	1261	1	180	111	61.67%	69	38.33%
Erie Township, Precinct 1	1730	1	238	146	61.34%	92	38.66%
Erie Township, Precinct 2	1513	1	169	96	56.80%	73	43.20%
Exeter Township, Precinct 1	1398	1	249	178	71.49%	71	28.51%
Exeter Township, Precinct 2	1521	1	248	126	50.81%	122	49.19%
Frenchtown Township, Precinct 1	652	1	125	77	61.60%	48	38.40%
Frenchtown Township, Precinct 2	1247	1	251	152	60.56%	99	39.44%
Frenchtown Township, Precinct 3	1269	1	295	184	62.37%	111	37.63%
Frenchtown Township, Precinct 4	2001	1	370	281	75.95%	89	24.05%
Frenchtown Township, Precinct 5	2490	1	227	166	73.13%	61	26.87%
Frenchtown Township, Precinct 6	1979	1	380	238	62.63%	142	37.37%
Frenchtown Township, Precinct 7	2394	1	520	351	67.50%	169	32.50%
Frenchtown Township, Precinct 8	1565	1	291	173	59.45%	118	40.55%
Frenchtown Township, Precinct 9	1431	1	274	213	77.74%	61	22.26%
Ida Township, Precinct 1	1980	1	249	126	50.60%	123	49.40%
Ida Township, Precinct 2	1844	1	319	237	74.29%	82	25.71%
LaSalle Township, Precinct 1	1682	1	256	175	68.36%	81	31.64%
LaSalle Township, Precinct 2	2045	1	305	224	73.44%	81	26.56%
London Township, Precinct 1	2263	1	283	144	50.88%	139	49.12%
Milan Township, Precinct 1	1364	1	254	99	38.98%	155	61.02%
Monroe Charter Township, Precinct 1	1319	1	203	164	80.79%	39	19.21%
Monroe Charter Township, Precinct 2	1500	1	118	93	78.81%	25	21.19%
Monroe Charter Township, Precinct 3	1033	1	208	153	73.56%	55	26.44%
Monroe Charter Township, Precinct 4	2277	1	307	225	73.29%	82	26.71%
Monroe Charter Township, Precinct 5	2231	1	368	266	72.28%	102	27.72%
Monroe Charter Township, Precinct 6	1699	1	295	215	72.88%	80	27.12%

Statement of Votes Cast
Monroe County
August 2010
SOVC For Jurisdiction Wide, All Counters, All Races
Official results

	Fairview Proposal						
	Reg. Voters	Vote For	Total Votes	YES		NO	
Raisinville Township, Precinct 1	2078	1	450	298	66.22%	152	33.78%
Raisinville Township, Precinct 2	2356	1	402	327	81.34%	75	18.66%
Summerfield Township, Precinct 1	2571	1	300	170	56.67%	130	43.33%
Whiteford Township, Precinct 1	1903	1	201	84	41.79%	117	58.21%
Whiteford Township, Precinct 2	1529	1	134	53	39.55%	81	60.45%
Total	112110	64	17887	11072	61.90%	6815	38.10%

Statement of Votes Cast
Monroe County
August 2010
SOVC For Jurisdiction Wide, All Counters, All Races
Official results

	Bedford Park Millage						
	Reg. Voters	Vote For	Total Votes	YES		NO	
Jurisdiction Wide							
City of Luna Pier, Precinct 1	-	-	-	-	-	-	-
City of Milan, Precinct 1	-	-	-	-	-	-	-
City of Monroe, Precinct 1	-	-	-	-	-	-	-
City of Monroe, Precinct 2	-	-	-	-	-	-	-
City of Monroe, Precinct 3N	-	-	-	-	-	-	-
City of Monroe, Precinct 3S	-	-	-	-	-	-	-
City of Monroe, Precinct 4	-	-	-	-	-	-	-
City of Monroe, Precinct 5	-	-	-	-	-	-	-
City of Monroe, Precinct 6	-	-	-	-	-	-	-
City of Petersburg, Precinct 1	-	-	-	-	-	-	-
Ash Township, Precinct 1	-	-	-	-	-	-	-
Ash Township, Precinct 2	-	-	-	-	-	-	-
Ash Township, Precinct 3	-	-	-	-	-	-	-
Bedford Township, Precinct 1	1045	1	143	65	45.45%	78	54.55%
Bedford Township, Precinct 2	1741	1	306	153	50.00%	153	50.00%
Bedford Township, Precinct 3	1527	1	270	107	39.63%	163	60.37%
Bedford Township, Precinct 4	2051	1	343	157	45.77%	186	54.23%
Bedford Township, Precinct 5	1755	1	330	151	45.76%	179	54.24%
Bedford Township, Precinct 6	2042	1	421	195	46.32%	226	53.68%
Bedford Township, Precinct 7	1692	1	335	155	46.27%	180	53.73%
Bedford Township, Precinct 8	1720	1	406	193	47.54%	213	52.46%
Bedford Township, Precinct 9	1099	1	234	100	42.74%	134	57.26%
Bedford Township, Precinct 10	1215	1	232	94	40.52%	138	59.48%
Bedford Township, Precinct 11	2091	1	418	175	41.87%	243	58.13%
Bedford Township, Precinct 12	1368	1	284	146	51.41%	138	48.59%
Bedford Township, Precinct 13	1624	1	296	130	43.92%	166	56.08%
Bedford Township, Precinct 14	1714	1	147	87	59.18%	60	40.82%
Berlin Township, Precinct 1	-	-	-	-	-	-	-
Berlin Township, Precinct 2	-	-	-	-	-	-	-
Berlin Township, Precinct 3	-	-	-	-	-	-	-
Berlin Township, Precinct 4	-	-	-	-	-	-	-
Dundee Township, Precinct 1	-	-	-	-	-	-	-
Dundee Township, Precinct 2	-	-	-	-	-	-	-
Dundee Township, Precinct 3	-	-	-	-	-	-	-
Erie Township, Precinct 1	-	-	-	-	-	-	-
Erie Township, Precinct 2	-	-	-	-	-	-	-
Exeter Township, Precinct 1	-	-	-	-	-	-	-
Exeter Township, Precinct 2	-	-	-	-	-	-	-
Frenchtown Township, Precinct 1	-	-	-	-	-	-	-
Frenchtown Township, Precinct 2	-	-	-	-	-	-	-
Frenchtown Township, Precinct 3	-	-	-	-	-	-	-
Frenchtown Township, Precinct 4	-	-	-	-	-	-	-
Frenchtown Township, Precinct 5	-	-	-	-	-	-	-
Frenchtown Township, Precinct 6	-	-	-	-	-	-	-
Frenchtown Township, Precinct 7	-	-	-	-	-	-	-
Frenchtown Township, Precinct 8	-	-	-	-	-	-	-
Frenchtown Township, Precinct 9	-	-	-	-	-	-	-
Ida Township, Precinct 1	-	-	-	-	-	-	-
Ida Township, Precinct 2	-	-	-	-	-	-	-
LaSalle Township, Precinct 1	-	-	-	-	-	-	-
LaSalle Township, Precinct 2	-	-	-	-	-	-	-
London Township, Precinct 1	-	-	-	-	-	-	-
Milan Township, Precinct 1	-	-	-	-	-	-	-
Monroe Charter Township, Precinct 1	-	-	-	-	-	-	-
Monroe Charter Township, Precinct 2	-	-	-	-	-	-	-
Monroe Charter Township, Precinct 3	-	-	-	-	-	-	-
Monroe Charter Township, Precinct 4	-	-	-	-	-	-	-
Monroe Charter Township, Precinct 5	-	-	-	-	-	-	-
Monroe Charter Township, Precinct 6	-	-	-	-	-	-	-

Statement of Votes Cast
Monroe County
August 2010
SOVC For Jurisdiction Wide, All Counters, All Races
Official results

	Bedford Park Millage						
	Reg. Voters	Vote For	Total Votes	YES		NO	
Raisinville Township, Precinct 1	-	-	-	-	-	-	-
Raisinville Township, Precinct 2	-	-	-	-	-	-	-
Summerfield Township, Precinct 1	-	-	-	-	-	-	-
Whiteford Township, Precinct 1	-	-	-	-	-	-	-
Whiteford Township, Precinct 2	-	-	-	-	-	-	-
Total	22684	14	4165	1908	45.81%	2257	54.19%

Statement of Votes Cast
Monroe County
August 2010
SOVC For Jurisdiction Wide, All Counters, All Races
Official results

	Frenchtown Fire Renewal						
	Reg. Voters	Vote For	Total Votes	YES		NO	
Jurisdiction Wide							
City of Luna Pier, Precinct 1	-	-	-	-	-	-	-
City of Milan, Precinct 1	-	-	-	-	-	-	-
City of Monroe, Precinct 1	-	-	-	-	-	-	-
City of Monroe, Precinct 2	-	-	-	-	-	-	-
City of Monroe, Precinct 3N	-	-	-	-	-	-	-
City of Monroe, Precinct 3S	-	-	-	-	-	-	-
City of Monroe, Precinct 4	-	-	-	-	-	-	-
City of Monroe, Precinct 5	-	-	-	-	-	-	-
City of Monroe, Precinct 6	-	-	-	-	-	-	-
City of Petersburg, Precinct 1	-	-	-	-	-	-	-
Ash Township, Precinct 1	-	-	-	-	-	-	-
Ash Township, Precinct 2	-	-	-	-	-	-	-
Ash Township, Precinct 3	-	-	-	-	-	-	-
Bedford Township, Precinct 1	-	-	-	-	-	-	-
Bedford Township, Precinct 2	-	-	-	-	-	-	-
Bedford Township, Precinct 3	-	-	-	-	-	-	-
Bedford Township, Precinct 4	-	-	-	-	-	-	-
Bedford Township, Precinct 5	-	-	-	-	-	-	-
Bedford Township, Precinct 6	-	-	-	-	-	-	-
Bedford Township, Precinct 7	-	-	-	-	-	-	-
Bedford Township, Precinct 8	-	-	-	-	-	-	-
Bedford Township, Precinct 9	-	-	-	-	-	-	-
Bedford Township, Precinct 10	-	-	-	-	-	-	-
Bedford Township, Precinct 11	-	-	-	-	-	-	-
Bedford Township, Precinct 12	-	-	-	-	-	-	-
Bedford Township, Precinct 13	-	-	-	-	-	-	-
Bedford Township, Precinct 14	-	-	-	-	-	-	-
Berlin Township, Precinct 1	-	-	-	-	-	-	-
Berlin Township, Precinct 2	-	-	-	-	-	-	-
Berlin Township, Precinct 3	-	-	-	-	-	-	-
Berlin Township, Precinct 4	-	-	-	-	-	-	-
Dundee Township, Precinct 1	-	-	-	-	-	-	-
Dundee Township, Precinct 2	-	-	-	-	-	-	-
Dundee Township, Precinct 3	-	-	-	-	-	-	-
Erie Township, Precinct 1	-	-	-	-	-	-	-
Erie Township, Precinct 2	-	-	-	-	-	-	-
Exeter Township, Precinct 1	-	-	-	-	-	-	-
Exeter Township, Precinct 2	-	-	-	-	-	-	-
Frenchtown Township, Precinct 1	652	1	126	73	57.94%	53	42.06%
Frenchtown Township, Precinct 2	1247	1	255	141	55.29%	114	44.71%
Frenchtown Township, Precinct 3	1269	1	298	186	62.42%	112	37.58%
Frenchtown Township, Precinct 4	2001	1	372	234	62.90%	138	37.10%
Frenchtown Township, Precinct 5	2490	1	233	154	66.09%	79	33.91%
Frenchtown Township, Precinct 6	1979	1	384	232	60.42%	152	39.58%
Frenchtown Township, Precinct 7	2394	1	516	291	56.40%	225	43.60%
Frenchtown Township, Precinct 8	1565	1	295	185	62.71%	110	37.29%
Frenchtown Township, Precinct 9	1431	1	268	193	72.01%	75	27.99%
Ida Township, Precinct 1	-	-	-	-	-	-	-
Ida Township, Precinct 2	-	-	-	-	-	-	-
LaSalle Township, Precinct 1	-	-	-	-	-	-	-
LaSalle Township, Precinct 2	-	-	-	-	-	-	-
London Township, Precinct 1	-	-	-	-	-	-	-
Milan Township, Precinct 1	-	-	-	-	-	-	-
Monroe Charter Township, Precinct 1	-	-	-	-	-	-	-
Monroe Charter Township, Precinct 2	-	-	-	-	-	-	-
Monroe Charter Township, Precinct 3	-	-	-	-	-	-	-
Monroe Charter Township, Precinct 4	-	-	-	-	-	-	-
Monroe Charter Township, Precinct 5	-	-	-	-	-	-	-
Monroe Charter Township, Precinct 6	-	-	-	-	-	-	-

Statement of Votes Cast
Monroe County
August 2010
SOVC For Jurisdiction Wide, All Counters, All Races
Official results

	Frenchtown Fire Renewal						
	Reg. Voters	Vote For	Total Votes	YES		NO	
Raisinville Township, Precinct 1	-	-	-	-	-	-	-
Raisinville Township, Precinct 2	-	-	-	-	-	-	-
Summerfield Township, Precinct 1	-	-	-	-	-	-	-
Whiteford Township, Precinct 1	-	-	-	-	-	-	-
Whiteford Township, Precinct 2	-	-	-	-	-	-	-
Total	15028	9	2747	1689	61.49%	1058	38.51%

Statement of Votes Cast
Monroe County
August 2010
SOVC For Jurisdiction Wide, All Counters, All Races
Official results

	Frenchtown Fire Admin. Millage						
	Reg. Voters	Vote For	Total Votes	YES		NO	
Jurisdiction Wide							
City of Luna Pier, Precinct 1	-	-	-	-	-	-	-
City of Milan, Precinct 1	-	-	-	-	-	-	-
City of Monroe, Precinct 1	-	-	-	-	-	-	-
City of Monroe, Precinct 2	-	-	-	-	-	-	-
City of Monroe, Precinct 3N	-	-	-	-	-	-	-
City of Monroe, Precinct 3S	-	-	-	-	-	-	-
City of Monroe, Precinct 4	-	-	-	-	-	-	-
City of Monroe, Precinct 5	-	-	-	-	-	-	-
City of Monroe, Precinct 6	-	-	-	-	-	-	-
City of Petersburg, Precinct 1	-	-	-	-	-	-	-
Ash Township, Precinct 1	-	-	-	-	-	-	-
Ash Township, Precinct 2	-	-	-	-	-	-	-
Ash Township, Precinct 3	-	-	-	-	-	-	-
Bedford Township, Precinct 1	-	-	-	-	-	-	-
Bedford Township, Precinct 2	-	-	-	-	-	-	-
Bedford Township, Precinct 3	-	-	-	-	-	-	-
Bedford Township, Precinct 4	-	-	-	-	-	-	-
Bedford Township, Precinct 5	-	-	-	-	-	-	-
Bedford Township, Precinct 6	-	-	-	-	-	-	-
Bedford Township, Precinct 7	-	-	-	-	-	-	-
Bedford Township, Precinct 8	-	-	-	-	-	-	-
Bedford Township, Precinct 9	-	-	-	-	-	-	-
Bedford Township, Precinct 10	-	-	-	-	-	-	-
Bedford Township, Precinct 11	-	-	-	-	-	-	-
Bedford Township, Precinct 12	-	-	-	-	-	-	-
Bedford Township, Precinct 13	-	-	-	-	-	-	-
Bedford Township, Precinct 14	-	-	-	-	-	-	-
Berlin Township, Precinct 1	-	-	-	-	-	-	-
Berlin Township, Precinct 2	-	-	-	-	-	-	-
Berlin Township, Precinct 3	-	-	-	-	-	-	-
Berlin Township, Precinct 4	-	-	-	-	-	-	-
Dundee Township, Precinct 1	-	-	-	-	-	-	-
Dundee Township, Precinct 2	-	-	-	-	-	-	-
Dundee Township, Precinct 3	-	-	-	-	-	-	-
Erie Township, Precinct 1	-	-	-	-	-	-	-
Erie Township, Precinct 2	-	-	-	-	-	-	-
Exeter Township, Precinct 1	-	-	-	-	-	-	-
Exeter Township, Precinct 2	-	-	-	-	-	-	-
Frenchtown Township, Precinct 1	652	1	134	36	26.87%	98	73.13%
Frenchtown Township, Precinct 2	1247	1	237	83	35.02%	154	64.98%
Frenchtown Township, Precinct 3	1269	1	280	102	36.43%	178	63.57%
Frenchtown Township, Precinct 4	2001	1	330	123	37.27%	207	62.73%
Frenchtown Township, Precinct 5	2490	1	214	107	50.00%	107	50.00%
Frenchtown Township, Precinct 6	1979	1	381	134	35.17%	247	64.83%
Frenchtown Township, Precinct 7	2394	1	514	193	37.55%	321	62.45%
Frenchtown Township, Precinct 8	1565	1	286	96	33.57%	190	66.43%
Frenchtown Township, Precinct 9	1431	1	262	126	48.09%	136	51.91%
Ida Township, Precinct 1	-	-	-	-	-	-	-
Ida Township, Precinct 2	-	-	-	-	-	-	-
LaSalle Township, Precinct 1	-	-	-	-	-	-	-
LaSalle Township, Precinct 2	-	-	-	-	-	-	-
London Township, Precinct 1	-	-	-	-	-	-	-
Milan Township, Precinct 1	-	-	-	-	-	-	-
Monroe Charter Township, Precinct 1	-	-	-	-	-	-	-
Monroe Charter Township, Precinct 2	-	-	-	-	-	-	-
Monroe Charter Township, Precinct 3	-	-	-	-	-	-	-
Monroe Charter Township, Precinct 4	-	-	-	-	-	-	-
Monroe Charter Township, Precinct 5	-	-	-	-	-	-	-
Monroe Charter Township, Precinct 6	-	-	-	-	-	-	-

Statement of Votes Cast
Monroe County
August 2010
SOVC For Jurisdiction Wide, All Counters, All Races
Official results

	Frenchtown Fire Admin. Millage						
	Reg. Voters	Vote For	Total Votes	YES		NO	
Raisinville Township, Precinct 1	-	-	-	-	-	-	-
Raisinville Township, Precinct 2	-	-	-	-	-	-	-
Summerfield Township, Precinct 1	-	-	-	-	-	-	-
Whiteford Township, Precinct 1	-	-	-	-	-	-	-
Whiteford Township, Precinct 2	-	-	-	-	-	-	-
Total	15028	9	2638	1000	37.91%	1638	62.09%

Statement of Votes Cast
Monroe County
August 2010
SOVC For Jurisdiction Wide, All Counters, All Races
Official results

	Frenchtown Fire Improvements Mill.						
	Reg. Voters	Vote For	Total Votes	YES		NO	
Jurisdiction Wide							
City of Luna Pier, Precinct 1	-	-	-	-	-	-	-
City of Milan, Precinct 1	-	-	-	-	-	-	-
City of Monroe, Precinct 1	-	-	-	-	-	-	-
City of Monroe, Precinct 2	-	-	-	-	-	-	-
City of Monroe, Precinct 3N	-	-	-	-	-	-	-
City of Monroe, Precinct 3S	-	-	-	-	-	-	-
City of Monroe, Precinct 4	-	-	-	-	-	-	-
City of Monroe, Precinct 5	-	-	-	-	-	-	-
City of Monroe, Precinct 6	-	-	-	-	-	-	-
City of Petersburg, Precinct 1	-	-	-	-	-	-	-
Ash Township, Precinct 1	-	-	-	-	-	-	-
Ash Township, Precinct 2	-	-	-	-	-	-	-
Ash Township, Precinct 3	-	-	-	-	-	-	-
Bedford Township, Precinct 1	-	-	-	-	-	-	-
Bedford Township, Precinct 2	-	-	-	-	-	-	-
Bedford Township, Precinct 3	-	-	-	-	-	-	-
Bedford Township, Precinct 4	-	-	-	-	-	-	-
Bedford Township, Precinct 5	-	-	-	-	-	-	-
Bedford Township, Precinct 6	-	-	-	-	-	-	-
Bedford Township, Precinct 7	-	-	-	-	-	-	-
Bedford Township, Precinct 8	-	-	-	-	-	-	-
Bedford Township, Precinct 9	-	-	-	-	-	-	-
Bedford Township, Precinct 10	-	-	-	-	-	-	-
Bedford Township, Precinct 11	-	-	-	-	-	-	-
Bedford Township, Precinct 12	-	-	-	-	-	-	-
Bedford Township, Precinct 13	-	-	-	-	-	-	-
Bedford Township, Precinct 14	-	-	-	-	-	-	-
Berlin Township, Precinct 1	-	-	-	-	-	-	-
Berlin Township, Precinct 2	-	-	-	-	-	-	-
Berlin Township, Precinct 3	-	-	-	-	-	-	-
Berlin Township, Precinct 4	-	-	-	-	-	-	-
Dundee Township, Precinct 1	-	-	-	-	-	-	-
Dundee Township, Precinct 2	-	-	-	-	-	-	-
Dundee Township, Precinct 3	-	-	-	-	-	-	-
Erie Township, Precinct 1	-	-	-	-	-	-	-
Erie Township, Precinct 2	-	-	-	-	-	-	-
Exeter Township, Precinct 1	-	-	-	-	-	-	-
Exeter Township, Precinct 2	-	-	-	-	-	-	-
Frenchtown Township, Precinct 1	652	1	135	43	31.85%	92	68.15%
Frenchtown Township, Precinct 2	1247	1	236	85	36.02%	151	63.98%
Frenchtown Township, Precinct 3	1269	1	281	109	38.79%	172	61.21%
Frenchtown Township, Precinct 4	2001	1	329	144	43.77%	185	56.23%
Frenchtown Township, Precinct 5	2490	1	216	119	55.09%	97	44.91%
Frenchtown Township, Precinct 6	1979	1	381	151	39.63%	230	60.37%
Frenchtown Township, Precinct 7	2394	1	510	191	37.45%	319	62.55%
Frenchtown Township, Precinct 8	1565	1	287	107	37.28%	180	62.72%
Frenchtown Township, Precinct 9	1431	1	262	123	46.95%	139	53.05%
Ida Township, Precinct 1	-	-	-	-	-	-	-
Ida Township, Precinct 2	-	-	-	-	-	-	-
LaSalle Township, Precinct 1	-	-	-	-	-	-	-
LaSalle Township, Precinct 2	-	-	-	-	-	-	-
London Township, Precinct 1	-	-	-	-	-	-	-
Milan Township, Precinct 1	-	-	-	-	-	-	-
Monroe Charter Township, Precinct 1	-	-	-	-	-	-	-
Monroe Charter Township, Precinct 2	-	-	-	-	-	-	-
Monroe Charter Township, Precinct 3	-	-	-	-	-	-	-
Monroe Charter Township, Precinct 4	-	-	-	-	-	-	-
Monroe Charter Township, Precinct 5	-	-	-	-	-	-	-
Monroe Charter Township, Precinct 6	-	-	-	-	-	-	-

Statement of Votes Cast
Monroe County
August 2010
SOVC For Jurisdiction Wide, All Counters, All Races
Official results

	Frenchtown Fire Improvements Mill.						
	Reg. Voters	Vote For	Total Votes	YES		NO	
Raisinville Township, Precinct 1	-	-	-	-	-	-	-
Raisinville Township, Precinct 2	-	-	-	-	-	-	-
Summerfield Township, Precinct 1	-	-	-	-	-	-	-
Whiteford Township, Precinct 1	-	-	-	-	-	-	-
Whiteford Township, Precinct 2	-	-	-	-	-	-	-
Total	15028	9	2637	1072	40.65%	1565	59.35%

Statement of Votes Cast
Monroe County
August 2010
SOVC For Jurisdiction Wide, All Counters, All Races
Official results

	Milan Township Fire Millage						
	Reg. Voters	Vote For	Total Votes	YES		NO	
Jurisdiction Wide							
City of Luna Pier, Precinct 1	-	-	-	-	-	-	-
City of Milan, Precinct 1	-	-	-	-	-	-	-
City of Monroe, Precinct 1	-	-	-	-	-	-	-
City of Monroe, Precinct 2	-	-	-	-	-	-	-
City of Monroe, Precinct 3N	-	-	-	-	-	-	-
City of Monroe, Precinct 3S	-	-	-	-	-	-	-
City of Monroe, Precinct 4	-	-	-	-	-	-	-
City of Monroe, Precinct 5	-	-	-	-	-	-	-
City of Monroe, Precinct 6	-	-	-	-	-	-	-
City of Petersburg, Precinct 1	-	-	-	-	-	-	-
Ash Township, Precinct 1	-	-	-	-	-	-	-
Ash Township, Precinct 2	-	-	-	-	-	-	-
Ash Township, Precinct 3	-	-	-	-	-	-	-
Bedford Township, Precinct 1	-	-	-	-	-	-	-
Bedford Township, Precinct 2	-	-	-	-	-	-	-
Bedford Township, Precinct 3	-	-	-	-	-	-	-
Bedford Township, Precinct 4	-	-	-	-	-	-	-
Bedford Township, Precinct 5	-	-	-	-	-	-	-
Bedford Township, Precinct 6	-	-	-	-	-	-	-
Bedford Township, Precinct 7	-	-	-	-	-	-	-
Bedford Township, Precinct 8	-	-	-	-	-	-	-
Bedford Township, Precinct 9	-	-	-	-	-	-	-
Bedford Township, Precinct 10	-	-	-	-	-	-	-
Bedford Township, Precinct 11	-	-	-	-	-	-	-
Bedford Township, Precinct 12	-	-	-	-	-	-	-
Bedford Township, Precinct 13	-	-	-	-	-	-	-
Bedford Township, Precinct 14	-	-	-	-	-	-	-
Berlin Township, Precinct 1	-	-	-	-	-	-	-
Berlin Township, Precinct 2	-	-	-	-	-	-	-
Berlin Township, Precinct 3	-	-	-	-	-	-	-
Berlin Township, Precinct 4	-	-	-	-	-	-	-
Dundee Township, Precinct 1	-	-	-	-	-	-	-
Dundee Township, Precinct 2	-	-	-	-	-	-	-
Dundee Township, Precinct 3	-	-	-	-	-	-	-
Erie Township, Precinct 1	-	-	-	-	-	-	-
Erie Township, Precinct 2	-	-	-	-	-	-	-
Exeter Township, Precinct 1	-	-	-	-	-	-	-
Exeter Township, Precinct 2	-	-	-	-	-	-	-
Frenchtown Township, Precinct 1	-	-	-	-	-	-	-
Frenchtown Township, Precinct 2	-	-	-	-	-	-	-
Frenchtown Township, Precinct 3	-	-	-	-	-	-	-
Frenchtown Township, Precinct 4	-	-	-	-	-	-	-
Frenchtown Township, Precinct 5	-	-	-	-	-	-	-
Frenchtown Township, Precinct 6	-	-	-	-	-	-	-
Frenchtown Township, Precinct 7	-	-	-	-	-	-	-
Frenchtown Township, Precinct 8	-	-	-	-	-	-	-
Frenchtown Township, Precinct 9	-	-	-	-	-	-	-
Ida Township, Precinct 1	-	-	-	-	-	-	-
Ida Township, Precinct 2	-	-	-	-	-	-	-
LaSalle Township, Precinct 1	-	-	-	-	-	-	-
LaSalle Township, Precinct 2	-	-	-	-	-	-	-
London Township, Precinct 1	-	-	-	-	-	-	-
Milan Township, Precinct 1	1364	1	260	165	63.46%	95	36.54%
Monroe Charter Township, Precinct 1	-	-	-	-	-	-	-
Monroe Charter Township, Precinct 2	-	-	-	-	-	-	-
Monroe Charter Township, Precinct 3	-	-	-	-	-	-	-
Monroe Charter Township, Precinct 4	-	-	-	-	-	-	-
Monroe Charter Township, Precinct 5	-	-	-	-	-	-	-
Monroe Charter Township, Precinct 6	-	-	-	-	-	-	-

Statement of Votes Cast
Monroe County
August 2010
SOVC For Jurisdiction Wide, All Counters, All Races
Official results

	Milan Township Fire Millage						
	Reg. Voters	Vote For	Total Votes	YES		NO	
Raisinville Township, Precinct 1	-	-	-	-	-	-	-
Raisinville Township, Precinct 2	-	-	-	-	-	-	-
Summerfield Township, Precinct 1	-	-	-	-	-	-	-
Whiteford Township, Precinct 1	-	-	-	-	-	-	-
Whiteford Township, Precinct 2	-	-	-	-	-	-	-
Total	1364	1	260	165	63.46%	95	36.54%

Statement of Votes Cast
Monroe County
August 2010
SOVC For Jurisdiction Wide, All Counters, All Races
Official results

	Milan Township Road Millage						
	Reg. Voters	Vote For	Total Votes	YES		NO	
Jurisdiction Wide							
City of Luna Pier, Precinct 1	-	-	-	-	-	-	-
City of Milan, Precinct 1	-	-	-	-	-	-	-
City of Monroe, Precinct 1	-	-	-	-	-	-	-
City of Monroe, Precinct 2	-	-	-	-	-	-	-
City of Monroe, Precinct 3N	-	-	-	-	-	-	-
City of Monroe, Precinct 3S	-	-	-	-	-	-	-
City of Monroe, Precinct 4	-	-	-	-	-	-	-
City of Monroe, Precinct 5	-	-	-	-	-	-	-
City of Monroe, Precinct 6	-	-	-	-	-	-	-
City of Petersburg, Precinct 1	-	-	-	-	-	-	-
Ash Township, Precinct 1	-	-	-	-	-	-	-
Ash Township, Precinct 2	-	-	-	-	-	-	-
Ash Township, Precinct 3	-	-	-	-	-	-	-
Bedford Township, Precinct 1	-	-	-	-	-	-	-
Bedford Township, Precinct 2	-	-	-	-	-	-	-
Bedford Township, Precinct 3	-	-	-	-	-	-	-
Bedford Township, Precinct 4	-	-	-	-	-	-	-
Bedford Township, Precinct 5	-	-	-	-	-	-	-
Bedford Township, Precinct 6	-	-	-	-	-	-	-
Bedford Township, Precinct 7	-	-	-	-	-	-	-
Bedford Township, Precinct 8	-	-	-	-	-	-	-
Bedford Township, Precinct 9	-	-	-	-	-	-	-
Bedford Township, Precinct 10	-	-	-	-	-	-	-
Bedford Township, Precinct 11	-	-	-	-	-	-	-
Bedford Township, Precinct 12	-	-	-	-	-	-	-
Bedford Township, Precinct 13	-	-	-	-	-	-	-
Bedford Township, Precinct 14	-	-	-	-	-	-	-
Berlin Township, Precinct 1	-	-	-	-	-	-	-
Berlin Township, Precinct 2	-	-	-	-	-	-	-
Berlin Township, Precinct 3	-	-	-	-	-	-	-
Berlin Township, Precinct 4	-	-	-	-	-	-	-
Dundee Township, Precinct 1	-	-	-	-	-	-	-
Dundee Township, Precinct 2	-	-	-	-	-	-	-
Dundee Township, Precinct 3	-	-	-	-	-	-	-
Erie Township, Precinct 1	-	-	-	-	-	-	-
Erie Township, Precinct 2	-	-	-	-	-	-	-
Exeter Township, Precinct 1	-	-	-	-	-	-	-
Exeter Township, Precinct 2	-	-	-	-	-	-	-
Frenchtown Township, Precinct 1	-	-	-	-	-	-	-
Frenchtown Township, Precinct 2	-	-	-	-	-	-	-
Frenchtown Township, Precinct 3	-	-	-	-	-	-	-
Frenchtown Township, Precinct 4	-	-	-	-	-	-	-
Frenchtown Township, Precinct 5	-	-	-	-	-	-	-
Frenchtown Township, Precinct 6	-	-	-	-	-	-	-
Frenchtown Township, Precinct 7	-	-	-	-	-	-	-
Frenchtown Township, Precinct 8	-	-	-	-	-	-	-
Frenchtown Township, Precinct 9	-	-	-	-	-	-	-
Ida Township, Precinct 1	-	-	-	-	-	-	-
Ida Township, Precinct 2	-	-	-	-	-	-	-
LaSalle Township, Precinct 1	-	-	-	-	-	-	-
LaSalle Township, Precinct 2	-	-	-	-	-	-	-
London Township, Precinct 1	-	-	-	-	-	-	-
Milan Township, Precinct 1	1364	1	238	162	68.07%	76	31.93%
Monroe Charter Township, Precinct 1	-	-	-	-	-	-	-
Monroe Charter Township, Precinct 2	-	-	-	-	-	-	-
Monroe Charter Township, Precinct 3	-	-	-	-	-	-	-
Monroe Charter Township, Precinct 4	-	-	-	-	-	-	-
Monroe Charter Township, Precinct 5	-	-	-	-	-	-	-
Monroe Charter Township, Precinct 6	-	-	-	-	-	-	-

Statement of Votes Cast
Monroe County
August 2010
SOVC For Jurisdiction Wide, All Counters, All Races
Official results

Milan Township Road Millage

	Reg. Voters	Vote For	Total Votes	YES		NO	
Raisinville Township, Precinct 1	-	-	-	-	-	-	-
Raisinville Township, Precinct 2	-	-	-	-	-	-	-
Summerfield Township, Precinct 1	-	-	-	-	-	-	-
Whiteford Township, Precinct 1	-	-	-	-	-	-	-
Whiteford Township, Precinct 2	-	-	-	-	-	-	-
Total	1364	1	238	162	68.07%	76	31.93%

Statement of Votes Cast
Monroe County
August 2010
SOVC For Jurisdiction Wide, All Counters, All Races
Official results

	Britton-Macon Consolidation Prop						
	Reg. Voters	Vote For	Total Votes	YES		NO	
Jurisdiction Wide							
City of Luna Pier, Precinct 1	-	-	-	-	-	-	-
City of Milan, Precinct 1	-	-	-	-	-	-	-
City of Monroe, Precinct 1	-	-	-	-	-	-	-
City of Monroe, Precinct 2	-	-	-	-	-	-	-
City of Monroe, Precinct 3N	-	-	-	-	-	-	-
City of Monroe, Precinct 3S	-	-	-	-	-	-	-
City of Monroe, Precinct 4	-	-	-	-	-	-	-
City of Monroe, Precinct 5	-	-	-	-	-	-	-
City of Monroe, Precinct 6	-	-	-	-	-	-	-
City of Petersburg, Precinct 1	-	-	-	-	-	-	-
Ash Township, Precinct 1	-	-	-	-	-	-	-
Ash Township, Precinct 2	-	-	-	-	-	-	-
Ash Township, Precinct 3	-	-	-	-	-	-	-
Bedford Township, Precinct 1	-	-	-	-	-	-	-
Bedford Township, Precinct 2	-	-	-	-	-	-	-
Bedford Township, Precinct 3	-	-	-	-	-	-	-
Bedford Township, Precinct 4	-	-	-	-	-	-	-
Bedford Township, Precinct 5	-	-	-	-	-	-	-
Bedford Township, Precinct 6	-	-	-	-	-	-	-
Bedford Township, Precinct 7	-	-	-	-	-	-	-
Bedford Township, Precinct 8	-	-	-	-	-	-	-
Bedford Township, Precinct 9	-	-	-	-	-	-	-
Bedford Township, Precinct 10	-	-	-	-	-	-	-
Bedford Township, Precinct 11	-	-	-	-	-	-	-
Bedford Township, Precinct 12	-	-	-	-	-	-	-
Bedford Township, Precinct 13	-	-	-	-	-	-	-
Bedford Township, Precinct 14	-	-	-	-	-	-	-
Berlin Township, Precinct 1	-	-	-	-	-	-	-
Berlin Township, Precinct 2	-	-	-	-	-	-	-
Berlin Township, Precinct 3	-	-	-	-	-	-	-
Berlin Township, Precinct 4	-	-	-	-	-	-	-
Dundee Township, Precinct 1	1736	1	9	8	88.89%	1	11.11%
Dundee Township, Precinct 2	2003	1	7	7	100.00%	0	0.00%
Dundee Township, Precinct 3	-	-	-	-	-	-	-
Erie Township, Precinct 1	-	-	-	-	-	-	-
Erie Township, Precinct 2	-	-	-	-	-	-	-
Exeter Township, Precinct 1	-	-	-	-	-	-	-
Exeter Township, Precinct 2	-	-	-	-	-	-	-
Frenchtown Township, Precinct 1	-	-	-	-	-	-	-
Frenchtown Township, Precinct 2	-	-	-	-	-	-	-
Frenchtown Township, Precinct 3	-	-	-	-	-	-	-
Frenchtown Township, Precinct 4	-	-	-	-	-	-	-
Frenchtown Township, Precinct 5	-	-	-	-	-	-	-
Frenchtown Township, Precinct 6	-	-	-	-	-	-	-
Frenchtown Township, Precinct 7	-	-	-	-	-	-	-
Frenchtown Township, Precinct 8	-	-	-	-	-	-	-
Frenchtown Township, Precinct 9	-	-	-	-	-	-	-
Ida Township, Precinct 1	-	-	-	-	-	-	-
Ida Township, Precinct 2	-	-	-	-	-	-	-
LaSalle Township, Precinct 1	-	-	-	-	-	-	-
LaSalle Township, Precinct 2	-	-	-	-	-	-	-
London Township, Precinct 1	-	-	-	-	-	-	-
Milan Township, Precinct 1	4	1	2	2	100.00%	0	0.00%
Monroe Charter Township, Precinct 1	-	-	-	-	-	-	-
Monroe Charter Township, Precinct 2	-	-	-	-	-	-	-
Monroe Charter Township, Precinct 3	-	-	-	-	-	-	-
Monroe Charter Township, Precinct 4	-	-	-	-	-	-	-
Monroe Charter Township, Precinct 5	-	-	-	-	-	-	-
Monroe Charter Township, Precinct 6	-	-	-	-	-	-	-

Statement of Votes Cast
Monroe County
August 2010
SOVC For Jurisdiction Wide, All Counters, All Races
Official results

	Britton-Macon Consolidation Prop						
	Reg. Voters	Vote For	Total Votes	YES		NO	
Raisinville Township, Precinct 1	-	-	-	-	-	-	-
Raisinville Township, Precinct 2	-	-	-	-	-	-	-
Summerfield Township, Precinct 1	-	-	-	-	-	-	-
Whiteford Township, Precinct 1	-	-	-	-	-	-	-
Whiteford Township, Precinct 2	-	-	-	-	-	-	-
Total	3743	3	18	17	94.44%	1	5.56%

Statement of Votes Cast
Monroe County
August 2010
SOVC For Jurisdiction Wide, All Counters, All Races
Official results

	Britton-Macon Operating Prop						
	Reg. Voters	Vote For	Total Votes	YES		NO	
Jurisdiction Wide							
City of Luna Pier, Precinct 1	-	-	-	-	-	-	-
City of Milan, Precinct 1	-	-	-	-	-	-	-
City of Monroe, Precinct 1	-	-	-	-	-	-	-
City of Monroe, Precinct 2	-	-	-	-	-	-	-
City of Monroe, Precinct 3N	-	-	-	-	-	-	-
City of Monroe, Precinct 3S	-	-	-	-	-	-	-
City of Monroe, Precinct 4	-	-	-	-	-	-	-
City of Monroe, Precinct 5	-	-	-	-	-	-	-
City of Monroe, Precinct 6	-	-	-	-	-	-	-
City of Petersburg, Precinct 1	-	-	-	-	-	-	-
Ash Township, Precinct 1	-	-	-	-	-	-	-
Ash Township, Precinct 2	-	-	-	-	-	-	-
Ash Township, Precinct 3	-	-	-	-	-	-	-
Bedford Township, Precinct 1	-	-	-	-	-	-	-
Bedford Township, Precinct 2	-	-	-	-	-	-	-
Bedford Township, Precinct 3	-	-	-	-	-	-	-
Bedford Township, Precinct 4	-	-	-	-	-	-	-
Bedford Township, Precinct 5	-	-	-	-	-	-	-
Bedford Township, Precinct 6	-	-	-	-	-	-	-
Bedford Township, Precinct 7	-	-	-	-	-	-	-
Bedford Township, Precinct 8	-	-	-	-	-	-	-
Bedford Township, Precinct 9	-	-	-	-	-	-	-
Bedford Township, Precinct 10	-	-	-	-	-	-	-
Bedford Township, Precinct 11	-	-	-	-	-	-	-
Bedford Township, Precinct 12	-	-	-	-	-	-	-
Bedford Township, Precinct 13	-	-	-	-	-	-	-
Bedford Township, Precinct 14	-	-	-	-	-	-	-
Berlin Township, Precinct 1	-	-	-	-	-	-	-
Berlin Township, Precinct 2	-	-	-	-	-	-	-
Berlin Township, Precinct 3	-	-	-	-	-	-	-
Berlin Township, Precinct 4	-	-	-	-	-	-	-
Dundee Township, Precinct 1	1736	1	6	0	0.00%	6	100.00%
Dundee Township, Precinct 2	2003	1	7	4	57.14%	3	42.86%
Dundee Township, Precinct 3	-	-	-	-	-	-	-
Erie Township, Precinct 1	-	-	-	-	-	-	-
Erie Township, Precinct 2	-	-	-	-	-	-	-
Exeter Township, Precinct 1	-	-	-	-	-	-	-
Exeter Township, Precinct 2	-	-	-	-	-	-	-
Frenchtown Township, Precinct 1	-	-	-	-	-	-	-
Frenchtown Township, Precinct 2	-	-	-	-	-	-	-
Frenchtown Township, Precinct 3	-	-	-	-	-	-	-
Frenchtown Township, Precinct 4	-	-	-	-	-	-	-
Frenchtown Township, Precinct 5	-	-	-	-	-	-	-
Frenchtown Township, Precinct 6	-	-	-	-	-	-	-
Frenchtown Township, Precinct 7	-	-	-	-	-	-	-
Frenchtown Township, Precinct 8	-	-	-	-	-	-	-
Frenchtown Township, Precinct 9	-	-	-	-	-	-	-
Ida Township, Precinct 1	-	-	-	-	-	-	-
Ida Township, Precinct 2	-	-	-	-	-	-	-
LaSalle Township, Precinct 1	-	-	-	-	-	-	-
LaSalle Township, Precinct 2	-	-	-	-	-	-	-
London Township, Precinct 1	-	-	-	-	-	-	-
Milan Township, Precinct 1	4	1	2	1	50.00%	1	50.00%
Monroe Charter Township, Precinct 1	-	-	-	-	-	-	-
Monroe Charter Township, Precinct 2	-	-	-	-	-	-	-
Monroe Charter Township, Precinct 3	-	-	-	-	-	-	-
Monroe Charter Township, Precinct 4	-	-	-	-	-	-	-
Monroe Charter Township, Precinct 5	-	-	-	-	-	-	-
Monroe Charter Township, Precinct 6	-	-	-	-	-	-	-

Statement of Votes Cast
Monroe County
August 2010
SOVC For Jurisdiction Wide, All Counters, All Races
Official results

	Britton-Macon Operating Prop						
	Reg. Voters	Vote For	Total Votes	YES		NO	
Raisinville Township, Precinct 1	-	-	-	-	-	-	-
Raisinville Township, Precinct 2	-	-	-	-	-	-	-
Summerfield Township, Precinct 1	-	-	-	-	-	-	-
Whiteford Township, Precinct 1	-	-	-	-	-	-	-
Whiteford Township, Precinct 2	-	-	-	-	-	-	-
Total	3743	3	15	5	33.33%	10	66.67%

Statement of Votes Cast
Monroe County
August 2010
SOVC For Jurisdiction Wide, All Counters, All Races
Official results

	Deerfield Consolidation Prop					
	Reg. Voters	Vote For	Total Votes	YES		NO
Jurisdiction Wide						
City of Luna Pier, Precinct 1	-	-	-	-	-	-
City of Milan, Precinct 1	-	-	-	-	-	-
City of Monroe, Precinct 1	-	-	-	-	-	-
City of Monroe, Precinct 2	-	-	-	-	-	-
City of Monroe, Precinct 3N	-	-	-	-	-	-
City of Monroe, Precinct 3S	-	-	-	-	-	-
City of Monroe, Precinct 4	-	-	-	-	-	-
City of Monroe, Precinct 5	-	-	-	-	-	-
City of Monroe, Precinct 6	-	-	-	-	-	-
City of Petersburg, Precinct 1	-	-	-	-	-	-
Ash Township, Precinct 1	-	-	-	-	-	-
Ash Township, Precinct 2	-	-	-	-	-	-
Ash Township, Precinct 3	-	-	-	-	-	-
Bedford Township, Precinct 1	-	-	-	-	-	-
Bedford Township, Precinct 2	-	-	-	-	-	-
Bedford Township, Precinct 3	-	-	-	-	-	-
Bedford Township, Precinct 4	-	-	-	-	-	-
Bedford Township, Precinct 5	-	-	-	-	-	-
Bedford Township, Precinct 6	-	-	-	-	-	-
Bedford Township, Precinct 7	-	-	-	-	-	-
Bedford Township, Precinct 8	-	-	-	-	-	-
Bedford Township, Precinct 9	-	-	-	-	-	-
Bedford Township, Precinct 10	-	-	-	-	-	-
Bedford Township, Precinct 11	-	-	-	-	-	-
Bedford Township, Precinct 12	-	-	-	-	-	-
Bedford Township, Precinct 13	-	-	-	-	-	-
Bedford Township, Precinct 14	-	-	-	-	-	-
Berlin Township, Precinct 1	-	-	-	-	-	-
Berlin Township, Precinct 2	-	-	-	-	-	-
Berlin Township, Precinct 3	-	-	-	-	-	-
Berlin Township, Precinct 4	-	-	-	-	-	-
Dundee Township, Precinct 1	-	-	-	-	-	-
Dundee Township, Precinct 2	-	-	-	-	-	-
Dundee Township, Precinct 3	-	-	-	-	-	-
Erie Township, Precinct 1	-	-	-	-	-	-
Erie Township, Precinct 2	-	-	-	-	-	-
Exeter Township, Precinct 1	-	-	-	-	-	-
Exeter Township, Precinct 2	-	-	-	-	-	-
Frenchtown Township, Precinct 1	-	-	-	-	-	-
Frenchtown Township, Precinct 2	-	-	-	-	-	-
Frenchtown Township, Precinct 3	-	-	-	-	-	-
Frenchtown Township, Precinct 4	-	-	-	-	-	-
Frenchtown Township, Precinct 5	-	-	-	-	-	-
Frenchtown Township, Precinct 6	-	-	-	-	-	-
Frenchtown Township, Precinct 7	-	-	-	-	-	-
Frenchtown Township, Precinct 8	-	-	-	-	-	-
Frenchtown Township, Precinct 9	-	-	-	-	-	-
Ida Township, Precinct 1	-	-	-	-	-	-
Ida Township, Precinct 2	-	-	-	-	-	-
LaSalle Township, Precinct 1	-	-	-	-	-	-
LaSalle Township, Precinct 2	-	-	-	-	-	-
London Township, Precinct 1	-	-	-	-	-	-
Milan Township, Precinct 1	-	-	-	-	-	-
Monroe Charter Township, Precinct 1	-	-	-	-	-	-
Monroe Charter Township, Precinct 2	-	-	-	-	-	-
Monroe Charter Township, Precinct 3	-	-	-	-	-	-
Monroe Charter Township, Precinct 4	-	-	-	-	-	-
Monroe Charter Township, Precinct 5	-	-	-	-	-	-
Monroe Charter Township, Precinct 6	-	-	-	-	-	-

Statement of Votes Cast
Monroe County
August 2010
SOVC For Jurisdiction Wide, All Counters, All Races
Official results

	Deerfield Consolidation Prop						
	Reg. Voters	Vote For	Total Votes	YES		NO	
Raisinville Township, Precinct 1	-	-	-	-	-	-	-
Raisinville Township, Precinct 2	-	-	-	-	-	-	-
Summerfield Township, Precinct 1	196	1	40	36	90.00%	4	10.00%
Whiteford Township, Precinct 1	-	-	-	-	-	-	-
Whiteford Township, Precinct 2	-	-	-	-	-	-	-
Total	196	1	40	36	90.00%	4	10.00%

Statement of Votes Cast
Monroe County
August 2010
SOVC For Jurisdiction Wide, All Counters, All Races
Official results

	Deerfield Operating Prop					
	Reg. Voters	Vote For	Total Votes	YES		NO
Jurisdiction Wide						
City of Luna Pier, Precinct 1	-	-	-	-	-	-
City of Milan, Precinct 1	-	-	-	-	-	-
City of Monroe, Precinct 1	-	-	-	-	-	-
City of Monroe, Precinct 2	-	-	-	-	-	-
City of Monroe, Precinct 3N	-	-	-	-	-	-
City of Monroe, Precinct 3S	-	-	-	-	-	-
City of Monroe, Precinct 4	-	-	-	-	-	-
City of Monroe, Precinct 5	-	-	-	-	-	-
City of Monroe, Precinct 6	-	-	-	-	-	-
City of Petersburg, Precinct 1	-	-	-	-	-	-
Ash Township, Precinct 1	-	-	-	-	-	-
Ash Township, Precinct 2	-	-	-	-	-	-
Ash Township, Precinct 3	-	-	-	-	-	-
Bedford Township, Precinct 1	-	-	-	-	-	-
Bedford Township, Precinct 2	-	-	-	-	-	-
Bedford Township, Precinct 3	-	-	-	-	-	-
Bedford Township, Precinct 4	-	-	-	-	-	-
Bedford Township, Precinct 5	-	-	-	-	-	-
Bedford Township, Precinct 6	-	-	-	-	-	-
Bedford Township, Precinct 7	-	-	-	-	-	-
Bedford Township, Precinct 8	-	-	-	-	-	-
Bedford Township, Precinct 9	-	-	-	-	-	-
Bedford Township, Precinct 10	-	-	-	-	-	-
Bedford Township, Precinct 11	-	-	-	-	-	-
Bedford Township, Precinct 12	-	-	-	-	-	-
Bedford Township, Precinct 13	-	-	-	-	-	-
Bedford Township, Precinct 14	-	-	-	-	-	-
Berlin Township, Precinct 1	-	-	-	-	-	-
Berlin Township, Precinct 2	-	-	-	-	-	-
Berlin Township, Precinct 3	-	-	-	-	-	-
Berlin Township, Precinct 4	-	-	-	-	-	-
Dundee Township, Precinct 1	-	-	-	-	-	-
Dundee Township, Precinct 2	-	-	-	-	-	-
Dundee Township, Precinct 3	-	-	-	-	-	-
Erie Township, Precinct 1	-	-	-	-	-	-
Erie Township, Precinct 2	-	-	-	-	-	-
Exeter Township, Precinct 1	-	-	-	-	-	-
Exeter Township, Precinct 2	-	-	-	-	-	-
Frenchtown Township, Precinct 1	-	-	-	-	-	-
Frenchtown Township, Precinct 2	-	-	-	-	-	-
Frenchtown Township, Precinct 3	-	-	-	-	-	-
Frenchtown Township, Precinct 4	-	-	-	-	-	-
Frenchtown Township, Precinct 5	-	-	-	-	-	-
Frenchtown Township, Precinct 6	-	-	-	-	-	-
Frenchtown Township, Precinct 7	-	-	-	-	-	-
Frenchtown Township, Precinct 8	-	-	-	-	-	-
Frenchtown Township, Precinct 9	-	-	-	-	-	-
Ida Township, Precinct 1	-	-	-	-	-	-
Ida Township, Precinct 2	-	-	-	-	-	-
LaSalle Township, Precinct 1	-	-	-	-	-	-
LaSalle Township, Precinct 2	-	-	-	-	-	-
London Township, Precinct 1	-	-	-	-	-	-
Milan Township, Precinct 1	-	-	-	-	-	-
Monroe Charter Township, Precinct 1	-	-	-	-	-	-
Monroe Charter Township, Precinct 2	-	-	-	-	-	-
Monroe Charter Township, Precinct 3	-	-	-	-	-	-
Monroe Charter Township, Precinct 4	-	-	-	-	-	-
Monroe Charter Township, Precinct 5	-	-	-	-	-	-
Monroe Charter Township, Precinct 6	-	-	-	-	-	-

Statement of Votes Cast
Monroe County
August 2010
SOVC For Jurisdiction Wide, All Counters, All Races
Official results

	Deerfield Operating Prop						
	Reg. Voters	Vote For	Total Votes	YES		NO	
Raisinville Township, Precinct 1	-	-	-	-	-	-	-
Raisinville Township, Precinct 2	-	-	-	-	-	-	-
Summerfield Township, Precinct 1	196	1	39	23	58.97%	16	41.03%
Whiteford Township, Precinct 1	-	-	-	-	-	-	-
Whiteford Township, Precinct 2	-	-	-	-	-	-	-
Total	196	1	39	23	58.97%	16	41.03%

COMPLETE STATEMENT OF VOTES CAST REPORT

STATE OF MICHIGAN
COUNTY OF MONROE

WITNESS OUR HANDS AT THE OFFICE OF THE COUNTY BOARD OF ELECTIONS, AT MONROE, THIS 7 DAY OF AUGUST IN THE YEAR OF OUR LORD TWO THOUSAND AND TEN.

Patricia Ford Braden
A REPUBLICAN

Mary P. Abel
A REPUBLICAN

Wayne Mack
A DEMOCRAT

Mary V Conner
A DEMOCRAT

BOARD OF CANVASSERS

STATE OF MICHIGAN
COUNTY OF MONROE

I, SHARON D. LEMASTERS, COUNTY CLERK OF SAID COUNTY, DO HEREBY CERTIFY THAT THE FOREGOING HAS BEEN COMPARED BY ME WITH THE ORIGINAL CERTIFIED STATEMENT OF THE BOARD OF CANVASSERS ON FILE IN MY OFFICE, AND THAT THE SAME IS A TRUE COPY THEREOF, AND OF THE WHOLE OF SUCH ORIGINAL.

IN TESTIMONY WHEREOF, I HAVE HEREUNDER SET MY HAND AND AFFIXED THE SEAL OF THE COUNTY BOARD OF ELECTIONS OF SAID COUNTY AT MONROE THIS 7th DAY OF AUGUST, 2010.

SHARON D. LEMASTERS
COUNTY CLERK

COMPLETE STATEMENT OF VOTES CAST REPORT

STATE OF MICHIGAN
COUNTY OF MONROE

WITNESS OUR HANDS AT THE OFFICE OF THE COUNTY BOARD OF ELECTIONS, AT MONROE, THIS 7th DAY OF AUGUST IN THE YEAR OF OUR LORD TWO THOUSAND AND TEN.

Patricia Ford Braden
A REPUBLICAN

Mary P. Abel
A REPUBLICAN

Wayne Mack
A DEMOCRAT

Statement of Votes Cast
Monroe County
August 2010
SOVC For Jurisdiction Wide, All Counters, All Races
official Results

Mary Conner
A DEMOCRAT

BOARD OF CANVASSERS

STATE OF MICHIGAN
COUNTY OF MONROE

I, SHARON D. LEMASTERS, COUNTY CLERK OF SAID COUNTY, DO HEREBY CERTIFY THAT THE FOREGOING HAS BEEN COMPARED BY ME WITH THE ORIGINAL CERTIFIED STATEMENT OF THE BOARD OF CANVASSERS ON FILE IN MY OFFICE, AND THAT THE SAME IS A TRUE COPY THEREOF, AND OF THE WHOLE OF SUCH ORIGINAL.

IN TESTIMONY WHEREOF, I HAVE HEREUNDER SET MY HAND AND AFFIXED THE SEAL OF THE COUNTY BOARD OF ELECTIONS OF SAID COUNTY AT MONROE THIS 7th DAY OF AUGUST, 2010.

Sharon D. Lemasters
SHARON D. LEMASTERS
COUNTY CLERK

SUMMARY REPORT
Run Date:08/04/10
RUN TIME:12:00 AM

August 3, 2010
Primary Election
Montcalm County, MI
STATISTICS

Unofficial Results

	VOTES	PERCENT
PRECINCTS COUNTED (OF 30)	30	100.00
REGISTERED VOTERS - TOTAL	41,155	
BALLOTS CAST - TOTAL.	8,795	
VOTER TURNOUT - TOTAL		21.37

********** (Republican) **********

GOVERNOR
Vote for not more than 1
(WITH 30 OF 30 PRECINCTS COUNTED)

Mike Bouchard	396	5.69
Mike Cox.	1,951	28.04
Tom George	89	1.28
Pete Hoekstra	1,612	23.17
Rick Snyder.	2,904	41.74
WRITE-IN.	6	.09
Total	6,958	

REP IN CONGRESS 4th DISTRICT
Vote for not more than 1
(WITH 30 OF 30 PRECINCTS COUNTED)

Dave Camp	5,975	99.02
WRITE-IN.	59	.98
Total	6,034	

STATE SENATOR, 33rd DISTRICT
Vote for not more than 1
(WITH 30 OF 30 PRECINCTS COUNTED)

Brian N. Calley	3,879	60.18
Michael Frederick Trebesh	2,539	39.39
WRITE-IN.	28	.43
Total	6,446	

STATE REP, 70th DISTRICT
Vote for not more than 1
(WITH 30 OF 30 PRECINCTS COUNTED)

Denise Drury	497	7.76
Rick Outman.	2,584	40.34
Lloyd D. Scoby.	1,159	18.10
Ed Sternisha	421	6.57
Michael Van Kleeck	1,725	26.93
WRITE-IN.	19	.30
Total	6,405	

COUNTY ROAD COMMISSIONER
Vote for not more than 1
(WITH 30 OF 30 PRECINCTS COUNTED)

Bob Brundage	3,053	50.32
S. Michael Scott	2,991	49.30
WRITE-IN.	23	.38
Total	6,067	

COUNTY COMMISSIONER DISTRICT 1

Vote for not more than 1
(WITH 3 OF 3 PRECINCTS COUNTED)

Lloyd Walker	455	99.13
WRITE-IN.	4	.87
Total	459	

COUNTY COMMISSIONER DISTRICT 2
Vote for not more than 1
(WITH 4 OF 4 PRECINCTS COUNTED)

Tom Lindeman	670	98.53
WRITE-IN.	10	1.47
Total	680	

COUNTY COMMISSIONER DISTRICT 3
Vote for not more than 1
(WITH 5 OF 5 PRECINCTS COUNTED)

Ronald Retzloff	468	99.15
WRITE-IN.	4	.85
Total	472	

COUNTY COMMISSIONER DISTRICT 4
Vote for not more than 1
(WITH 3 OF 3 PRECINCTS COUNTED)

John M. Johansen	781	98.86
WRITE-IN.	9	1.14
Total	790	

COUNTY COMMISSIONER DISTRICT 5
Vote for not more than 1
(WITH 4 OF 4 PRECINCTS COUNTED)

Carl A. Paepke.	641	98.92
WRITE-IN.	7	1.08
Total	648	

COUNTY COMMISSIONER DISTRICT 6
Vote for not more than 1
(WITH 3 OF 3 PRECINCTS COUNTED)

Ron Baker	535	98.71
WRITE-IN.	7	1.29
Total	542	

COUNTY COMMISSIONER DISTRICT 7
Vote for not more than 1
(WITH 3 OF 3 PRECINCTS COUNTED)

Patrick Q. Carr	606	99.02
WRITE-IN.	6	.98
Total	612	

COUNTY COMMISSIONER DISTRICT 8
Vote for not more than 1
(WITH 3 OF 3 PRECINCTS COUNTED)

Roger L. Caris.	528	99.06
WRITE-IN.	5	.94
Total	533	

COUNTY COMMISSIONER DISTRICT 9
Vote for not more than 1
(WITH 4 OF 4 PRECINCTS COUNTED)

Steven R. Crouse	275	36.04
Betty Kellenberger	487	63.83

WRITE-IN.	1	.13
Total	763	

SUPERVISOR BLOOMER TOWNSHIP
Vote for not more than 1
(WITH 1 OF 1 PRECINCTS COUNTED)

Karl R. Harter.	165	99.40
WRITE-IN.	1	.60
Total	166	

TREASURER BELVIDERE TOWNSHIP
Vote for not more than 1
(WITH 1 OF 1 PRECINCTS COUNTED)

Forrest Herzog.	218	99.09
WRITE-IN.	2	.91
Total	220	

TRUSTEE HOME TOWNSHIP
Vote for not more than 1
(WITH 1 OF 1 PRECINCTS COUNTED)

Rick McCune.	214	100.00
WRITE-IN.	0	
Total	214	

TRUSTEE MONTCALM TOWNSHIP
Vote for not more than 2
(WITH 1 OF 1 PRECINCTS COUNTED)

Robert Alan Bunnell	236	29.76
Bill Rasmussen.	283	35.69
Thomas Smith	272	34.30
WRITE-IN.	2	.25
Total	793	

PRECINCT DELEGATE EVERGREEN 2
Vote for not more than 1
(WITH 1 OF 1 PRECINCTS COUNTED)

WRITE-IN.	5	100.00
Total	5	

PRECINCT DELEGATE CARSON CITY
Vote for not more than 2
(WITH 1 OF 1 PRECINCTS COUNTED)

WRITE-IN.	3	100.00
Total	3	

PRECINCT DELEGATE DAY TWP
Vote for not more than 2
(WITH 1 OF 1 PRECINCTS COUNTED)

WRITE-IN.	0	

PRECINCT DELEGATE FERRIS TWP
Vote for not more than 2
(WITH 1 OF 1 PRECINCTS COUNTED)

WRITE-IN.	3	100.00
Total	3	

PRECINCT DELEGATE EUREKA 2
Vote for not more than 2
(WITH 1 OF 1 PRECINCTS COUNTED)

WRITE-IN.	4	100.00

Total	4	

PRECINCT DELEGATE STANTON
Vote for not more than 2
(WITH 1 OF 1 PRECINCTS COUNTED)

Marcia A. Sawdy	80	41.67
Lori A. Wilson.	71	36.98
Karl E. Yoder	41	21.35
WRITE-IN.	0	
Total	192	

PRECINCT DELEGATE GREENVILLE 4
Vote for not more than 2
(WITH 1 OF 1 PRECINCTS COUNTED)

Kelly E. Ginster	53	52.48
Thomas A. Ginster.	47	46.53
WRITE-IN.	1	.99
Total	101	

PRECINCT DELEGATE MAPLE VALLEY 1
Vote for not more than 2
(WITH 1 OF 1 PRECINCTS COUNTED)

Judith Mulholland.	72	46.15
L. Charles Mulholland	81	51.92
WRITE-IN.	3	1.92
Total	156	

PRECINCT DELEGATE MAPLE VALLEY 2
Vote for not more than 2
(WITH 1 OF 1 PRECINCTS COUNTED)

Barbara Neal-Ward.	94	97.92
WRITE-IN.	2	2.08
Total	96	

PRECINCT DELEGATE BLOOMER
Vote for not more than 3
(WITH 1 OF 1 PRECINCTS COUNTED)

WRITE-IN.	5	100.00
Total	5	

PRECINCT DELEGATE FAIRPLAINS
Vote for not more than 3
(WITH 1 OF 1 PRECINCTS COUNTED)

WRITE-IN.	17	100.00
Total	17	

PRECINCT DELEGATE GREENVILLE 1
Vote for not more than 3
(WITH 1 OF 1 PRECINCTS COUNTED)

WRITE-IN.	1	100.00
Total	1	

PRECINCT DELEGATE GREENVILLE 3
Vote for not more than 3
(WITH 1 OF 1 PRECINCTS COUNTED)

WRITE-IN.	1	100.00
Total	1	

PRECINCT DELEGATE BUSHNELL
Vote for not more than 3

(WITH 1 OF 1 PRECINCTS COUNTED)

Judy Emmons.	134	52.55
Phebe Wilson	110	43.14
WRITE-IN.	11	4.31
Total	255	

PRECINCT DELEGATE PINE
Vote for not more than 3
(WITH 1 OF 1 PRECINCTS COUNTED)

Charles Champlin	129	48.13
Jackie Champlin	137	51.12
WRITE-IN.	2	.75
Total	268	

PRECINCT DELEGATE GREENVILLE 2
Vote for not more than 3
(WITH 1 OF 1 PRECINCTS COUNTED)

Andrea Krause	148	96.73
WRITE-IN.	5	3.27
Total	153	

PRECINCT DELEGATE HOME
Vote for not more than 4
(WITH 1 OF 1 PRECINCTS COUNTED)

WRITE-IN.	18	100.00
Total	18	

PRECINCT DELEGATE EVERGREEN 1
Vote for not more than 4
(WITH 1 OF 1 PRECINCTS COUNTED)

WRITE-IN.	5	100.00
Total	5	

PRECINCT DELEGATE REYNOLDS 2
Vote for not more than 4
(WITH 1 OF 1 PRECINCTS COUNTED)

WRITE-IN.	4	100.00
Total	4	

PRECINCT DELEGATE BELVIDERE
Vote for not more than 4
(WITH 1 OF 1 PRECINCTS COUNTED)

Shirley Pool	216	96.00
WRITE-IN.	9	4.00
Total	225	

PRECINCT DELEGATE WINFIELD
Vote for not more than 4
(WITH 1 OF 1 PRECINCTS COUNTED)

Daniel B. Kanouse.	123	49.40
Steven Palazzolo	115	46.18
WRITE-IN.	11	4.42
Total	249	

PRECINCT DELEGATE CATO
Vote for not more than 5
(WITH 1 OF 1 PRECINCTS COUNTED)

Kim E. Dines	178	37.87
Jonnie D. Vanderhoef.	153	32.55
Julia C. Vanderhoef	133	28.30

WRITE-IN.	6	1.28
Total	470	

PRECINCT DELEGATE CRYSTAL
Vote for not more than 5
(WITH 1 OF 1 PRECINCTS COUNTED)

Nan M. Hagerman	200	94.79
WRITE-IN.	11	5.21
Total	211	

PRECINCT DELEGATE DOUGLASS
Vote for not more than 5
(WITH 1 OF 1 PRECINCTS COUNTED)

Caleb A. Robbins	221	97.79
WRITE-IN.	5	2.21
Total	226	

PRECINCT DELEGATE RICHLAND
Vote for not more than 5
(WITH 1 OF 1 PRECINCTS COUNTED)

William F. Holley.	248	96.50
WRITE-IN.	9	3.50
Total	257	

PRECINCT DELEGATE SIDNEY
Vote for not more than 5
(WITH 1 OF 1 PRECINCTS COUNTED)

Kimberly Kuhn	132	25.73
Kristen Millard	203	39.57
Kay Powell	171	33.33
WRITE-IN.	7	1.36
Total	513	

PRECINCT DELEGATE EUREKA 1
Vote for not more than 5
(WITH 1 OF 1 PRECINCTS COUNTED)

Marty Posekany.	235	45.99
Rosemary Posekany.	225	44.03
WRITE-IN.	51	9.98
Total	511	

PRECINCT DELEGATE REYNOLDS 1
Vote for not more than 5
(WITH 1 OF 1 PRECINCTS COUNTED)

WRITE-IN.	8	100.00
Total	8	

PRECINCT DELEGATE MONTCALM
Vote for not more than 6
(WITH 1 OF 1 PRECINCTS COUNTED)

Mici Bos.	145	19.18
Kim Bussell-Cross.	173	22.88
Chuck Cross.	183	24.21
Fern Jessop.	248	32.80
WRITE-IN.	7	.93
Total	756	

PRECINCT DELEGATE PIERSON
Vote for not more than 7
(WITH 1 OF 1 PRECINCTS COUNTED)

WRITE-IN.	13	100.00
Total	13	

********** (Democratic) **********

GOVERNOR
Vote for not more than 1
(WITH 30 OF 30 PRECINCTS COUNTED)

Virg Bernero	879	61.38
Andy Dillon.	551	38.48
WRITE-IN.	2	.14
Total	1,432	

REP IN CONGRESS 4th DISTRICT
Vote for not more than 1
(WITH 30 OF 30 PRECINCTS COUNTED)

Jerry M. Campbell.	1,264	99.53
WRITE-IN.	6	.47
Total	1,270	

STATE SENATOR, 33rd DISTRICT
Vote for not more than 1
(WITH 30 OF 30 PRECINCTS COUNTED)

James A. Hoisington	1,257	99.52
WRITE-IN.	6	.48
Total	1,263	

STATE REP, 70th DISTRICT
Vote for not more than 1
(WITH 30 OF 30 PRECINCTS COUNTED)

Mike Huckleberry	1,360	99.34
WRITE-IN.	9	.66
Total	1,369	

COUNTY ROAD COMMISSIONER
Vote for not more than 1
(WITH 30 OF 30 PRECINCTS COUNTED)

WRITE-IN.	60	100.00
Total	60	

COUNTY COMMISSIONER DISTRICT 1
Vote for not more than 1
(WITH 3 OF 3 PRECINCTS COUNTED)

Ronald C. Blanding	170	100.00
WRITE-IN.	0	
Total	170	

COUNTY COMMISSIONER DISTRICT 2
Vote for not more than 1
(WITH 4 OF 4 PRECINCTS COUNTED)

WRITE-IN.	13	100.00
Total	13	

COUNTY COMMISSIONER DISTRICT 3
Vote for not more than 1
(WITH 5 OF 5 PRECINCTS COUNTED)

WRITE-IN.	6	100.00
Total	6	

COUNTY COMMISSIONER DISTRICT 4

Vote for not more than 1
(WITH 3 OF 3 PRECINCTS COUNTED)

WRITE-IN.	11	100.00
Total	11	

COUNTY COMMISSIONER DISTRICT 5
Vote for not more than 1
(WITH 4 OF 4 PRECINCTS COUNTED)

WRITE-IN.	12	100.00
Total	12	

COUNTY COMMISSIONER DISTRICT 6
Vote for not more than 1
(WITH 3 OF 3 PRECINCTS COUNTED)

WRITE-IN.	12	100.00
Total	12	

COUNTY COMMISSIONER DISTRICT 7
Vote for not more than 1
(WITH 3 OF 3 PRECINCTS COUNTED)

WRITE-IN.	13	100.00
Total	13	

COUNTY COMMISSIONER DISTRICT 8
Vote for not more than 1
(WITH 3 OF 3 PRECINCTS COUNTED)

WRITE-IN.	8	100.00
Total	8	

COUNTY COMMISSIONER DISTRICT 9
Vote for not more than 1
(WITH 4 OF 4 PRECINCTS COUNTED)

WRITE-IN.	12	100.00
Total	12	

SUPERVISOR BLOOMER TOWNSHIP
Vote for not more than 1
(WITH 1 OF 1 PRECINCTS COUNTED)

WRITE-IN.	4	100.00
Total	4	

TREASURER BELVIDERE TOWNSHIP
Vote for not more than 1
(WITH 1 OF 1 PRECINCTS COUNTED)

WRITE-IN.	4	100.00
Total	4	

TRUSTEE MONTCALM TOWNSHIP
Vote for not more than 2
(WITH 1 OF 1 PRECINCTS COUNTED)

Karon R. Baird.	58	98.31
WRITE-IN.	1	1.69
Total	59	

TRUSTEE HOME TOWNSHIP
Vote for not more than 1
(WITH 1 OF 1 PRECINCTS COUNTED)

WRITE-IN.	3	100.00
Total	3	

PRECINCT DELEGATE EVERGREEN 2
Vote for not more than 3
(WITH 1 OF 1 PRECINCTS COUNTED)

WRITE-IN.	0	

PRECINCT DELEGATE BLOOMER
Vote for not more than 4
(WITH 1 OF 1 PRECINCTS COUNTED)

WRITE-IN.	1	100.00
Total	1	

PRECINCT DELEGATE DAY
Vote for not more than 4
(WITH 1 OF 1 PRECINCTS COUNTED)

WRITE-IN.	0	

PRECINCT DELEGATE MAPLE VALLEY 1
Vote for not more than 4
(WITH 1 OF 1 PRECINCTS COUNTED)

WRITE-IN.	2	100.00
Total	2	

PRECINCT DELEGATE MAPLE VALLEY 2
Vote for not more than 4
(WITH 1 OF 1 PRECINCTS COUNTED)

Marcela Louise Ort	14	48.28
Richard J. Ort.	15	51.72
WRITE-IN.	0	
Total	29	

PRECINCT DELEGATE CARSON CITY
Vote for not more than 5
(WITH 1 OF 1 PRECINCTS COUNTED)

WRITE-IN.	0	

PRECINCT DELEGATE FERRIS
Vote for not more than 5
(WITH 1 OF 1 PRECINCTS COUNTED)

WRITE-IN.	11	100.00
Total	11	

PRECINCT DELEGATE STANTON
Vote for not more than 5
(WITH 1 OF 1 PRECINCTS COUNTED)

Sue David	26	100.00
WRITE-IN.	0	
Total	26	

PRECINCT DELEGATE EUREKA 2
Vote for not more than 5
(WITH 1 OF 1 PRECINCTS COUNTED)

Terry C. Hayward	34	51.52
Patricia Neary-Hayward	32	48.48
WRITE-IN.	0	
Total	66	

PRECINCT DELEGATE BUSHNELL
Vote for not more than 6
(WITH 1 OF 1 PRECINCTS COUNTED)

WRITE-IN.	1	100.00

Total	1	

PRECINCT DELEGATE REYNOLDS 2
Vote for not more than 6
(WITH 1 OF 1 PRECINCTS COUNTED)

WRITE-IN.	2	100.00
Total	2	

PRECINCT DELEGATE FAIRPLAINS
Vote for not more than 7
(WITH 1 OF 1 PRECINCTS COUNTED)

WRITE-IN.	9	100.00
Total	9	

PRECINCT DELEGATE PINE TWP
Vote for not more than 7
(WITH 1 OF 1 PRECINCTS COUNTED)

John Campbell	45	100.00
WRITE-IN.	0	
Total	45	

PRECINCT DELEGATE GREENVILLE 1
Vote for not more than 8
(WITH 1 OF 1 PRECINCTS COUNTED)

WRITE-IN.	0	

PRECINCT DELEGATE GREENVILLE 3
Vote for not more than 8
(WITH 1 OF 1 PRECINCTS COUNTED)

WRITE-IN.	8	100.00
Total	8	

PRECINCT DELEGATE GREENVILLE 4
Vote for not more than 8
(WITH 1 OF 1 PRECINCTS COUNTED)

WRITE-IN.	4	100.00
Total	4	

PRECINCT DELEGATE WINFIELD TWP
Vote for not more than 9
(WITH 1 OF 1 PRECINCTS COUNTED)

WRITE-IN.	1	100.00
Total	1	

PRECINCT DELEGATE REYNOLDS 1
Vote for not more than 9
(WITH 1 OF 1 PRECINCTS COUNTED)

WRITE-IN.	10	100.00
Total	10	

PRECINCT DELEGATE DOUGLASS TWP
Vote for not more than 9
(WITH 1 OF 1 PRECINCTS COUNTED)

James A. Hoisington	29	52.73
Patricia A. Hoisington	26	47.27
WRITE-IN.	0	
Total	55	

PRECINCT DELEGATE GREENVILLE 2
Vote for not more than 9

(WITH 1 OF 1 PRECINCTS COUNTED)

Lois J. Hazlewood.	56	100.00
WRITE-IN.	0	
Total	56	

PRECINCT DELEGATE EVERGREEN TWP 1
Vote for not more than 10
(WITH 1 OF 1 PRECINCTS COUNTED)

Deanna Jo Porter	38	100.00
WRITE-IN.	0	
Total	38	

PRECINCT DELEGATE RICHLAND TWP
Vote for not more than 11
(WITH 1 OF 1 PRECINCTS COUNTED)

WRITE-IN.	2	100.00
Total	2	

PRECINCT DELEGATE HOME TWP
Vote for not more than 11
(WITH 1 OF 1 PRECINCTS COUNTED)

Jerome M. Duran	34	18.89
Judith C. Duran	36	20.00
Gail M. Hamblin	44	24.44
John Heron	34	18.89
Shirley L. Heron	32	17.78
WRITE-IN.	0	
Total	180	

PRECINCT DELEGATE EUREKA TWP 1
Vote for not more than 11
(WITH 1 OF 1 PRECINCTS COUNTED)

Dale L. Kluzak.	72	100.00
WRITE-IN.	0	
Total	72	

PRECINCT DELEGATE CRYSTAL TWP
Vote for not more than 12
(WITH 1 OF 1 PRECINCTS COUNTED)

WRITE-IN.	0	

PRECINCT DELEGATE PIERSON TWP
Vote for not more than 12
(WITH 1 OF 1 PRECINCTS COUNTED)

WRITE-IN.	7	100.00
Total	7	

PRECINCT DELEGATE BELVIDERE TWP
Vote for not more than 12
(WITH 1 OF 1 PRECINCTS COUNTED)

Jason Hiscock	35	100.00
WRITE-IN.	0	
Total	35	

PRECINCT DELEGATE CATO TWP
Vote for not more than 12
(WITH 1 OF 1 PRECINCTS COUNTED)

Jeanine F. Keeney.	37	41.57
Virginia J. Tully.	52	58.43
WRITE-IN.	0	

Total	89	

PRECINCT DELEGATE SIDNEY TWP
Vote for not more than 13
(WITH 1 OF 1 PRECINCTS COUNTED)

Don Pellow	65	47.10
Kathy Pellow	67	48.55
WRITE-IN.	6	4.35
Total	138	

PRECINCT DELEGATE MONTCALM TWP
Vote for not more than 14
(WITH 1 OF 1 PRECINCTS COUNTED)

Linda Huckleberry.	58	98.31
WRITE-IN.	1	1.69
Total	59	

********** (NONPARTISAN) **********

COMMISSION ON AGING MILLAGE
Vote for not more than 1
(WITH 30 OF 30 PRECINCTS COUNTED)

YES	4,349	53.66
NO.	3,756	46.34
Total	8,105	

911 SURCHARGE
Vote for not more than 1
(WITH 30 OF 30 PRECINCTS COUNTED)

YES	3,795	46.50
NO.	4,367	53.50
Total	8,162	

ALMA SCHOOLS BOND PROPOSAL - FERRIS TWP
Vote for not more than 1
(WITH 1 OF 1 PRECINCTS COUNTED)

YES	0	
NO.	0	

ALMA BOND PROPOSAL - RICHLAND TWP
Vote for not more than 1
(WITH 1 OF 1 PRECINCTS COUNTED)

YES	0	
NO.	0	

ITHACA SCHOOLS BOND PROPOSAL
Vote for not more than 1
(WITH 1 OF 1 PRECINCTS COUNTED)

YES	0	
NO.	1	100.00
Total	1	

COUNTY LIBRARY MILLAGE
Vote for not more than 1
(WITH 30 OF 30 PRECINCTS COUNTED)

YES	4,079	52.07
NO.	3,755	47.93
Total	7,834	

CATO TWP FIRE MILLAGE

Vote for not more than 1
(WITH 1 OF 1 PRECINCTS COUNTED)

YES	294	75.19
NO.	97	24.81
Total	391	

CRYSTAL TWP FIRE MILLAGE
Vote for not more than 1
(WITH 1 OF 1 PRECINCTS COUNTED)

YES	268	67.51
NO.	129	32.49
Total	397	

CRYSTAL TWP ROAD MILLAGE
Vote for not more than 1
(WITH 1 OF 1 PRECINCTS COUNTED)

YES	230	57.21
NO.	172	42.79
Total	402	

DAY TWP FIRE MILLAGE
Vote for not more than 1
(WITH 1 OF 1 PRECINCTS COUNTED)

YES	126	76.36
NO.	39	23.64
Total	165	

DAY TWP ROAD MILLAGE
Vote for not more than 1
(WITH 1 OF 1 PRECINCTS COUNTED)

YES	124	72.09
NO.	48	27.91
Total	172	

DOUGLASS TWP FIRE MILLAGE
Vote for not more than 1
(WITH 1 OF 1 PRECINCTS COUNTED)

YES	249	71.55
NO.	99	28.45
Total	348	

EUREKA TWP POLICE PROTECTION
Vote for not more than 1
(WITH 2 OF 2 PRECINCTS COUNTED)

YES	406	59.53
NO.	276	40.47
Total	682	

EUREKA TWP FIRE MILLAGE
Vote for not more than 1
(WITH 2 OF 2 PRECINCTS COUNTED)

YES	421	61.19
NO.	267	38.81
Total	688	

FERRIS TWP FIRE MILLAGE
Vote for not more than 1
(WITH 1 OF 1 PRECINCTS COUNTED)

YES	136	72.73
NO.	51	27.27

Total	187	

MAPLE VALLEY TWP FIRE MILLAGE
Vote for not more than 1
(WITH 2 OF 2 PRECINCTS COUNTED)

YES	239	75.87
NO.	76	24.13
Total	315	

BUREAU OF ELECTIONS
2010 AUG 19 A 11: 02
SECRETARY OF STATE

CANVASS OF VOTES CAST

— AT THE —

PRIMARY ELECTION

— HELD ON —

TUESDAY, AUGUST 3, 2010

AND CANVASSED BY THE BOARD OF COUNTY CANVASSERS

OF

MONTMORENCY COUNTY, MICHIGAN

PREPARED BY:

MICHIGAN ELECTION RESOURCES
1616 Construction Drive
Kalamazoo, MI 49048

STATEMENT OF VOTES, PRIMARY ELECTION, TUESDAY, AUGUST 3, 2010

NAMES OF TOWNSHIPS AND ELECTION DISTRICTS MONTMORENCY	POLL BOOK TOTALS	GOVERNOR												
		REPUBLICAN PARTY									DEMOCRATIC PARTY			
		Mike Bouchard	Mike Cox	Tom George	Pete Hoekstra	Rick Snyder				TOTALS	Virg Bernero	Andy Dillon		TOTALS
ALBERT	635	49	103	9	108	184				453	81	67		148
AVERY	157	17	30	1	31	33				112	19	18		37
BRITEY	445	54	87	7	69	139				356	35	31		66
HILLMAN	446	39	102	6	75	101				323	35	53		88
LOUD	82	7	12	-0-	8	15				42	14	14		28
MONTMORENCY 1	145	12	38	2	21	41				114	14	14		28
MONTMORENCY 2	172	12	19	4	35	71				141	21	9		30
RUST	105	8	22	1	12	34				77	14	12		26
VIENNA	132	8	27	1	20	44				100	23	8		31
TOTAL	2318	206	440	31	379	662				1118	256	226		482

STATEMENT OF VOTES, PRIMARY ELECTION, TUESDAY, AUGUST 3, 2010

NAMES OF TOWNSHIPS AND ELECTION DISTRICTS	POLL BOOK TOTALS	REPRESENTATIVE IN CONGRESS - 1st DISTRICT												
		REPUBLICAN PARTY								DEMOCRATIC PARTY				
MONTMORENCY		Jason Allen	Dan Benishek	Patrick Donlon	Linda Goldthorpe	Don Hooper	Tom Stillings		TOTALS	Gary McDowell			TOTALS	
ALBERT	635	181	92	23	48	21	39		404	138			138	
AVERY	167	45	37	3	6	7	4		102	33			33	
BRITEY	445	177	72	13	29	14	20		325	57			57	
HILLMAN	445	137	90	19	26	14	24		300	76			76	
LOUD	82	20	10	4	2	1	3		40	23			23	
MONT. 1	145	63	20	2	6	4	9		104	26			26	
MONT 2	172	84	23	3	6	2	9		127	27			27	
RUST	105	40	14	4	4	3	3		76	23			23	
VIENNA	132	56	17	7	8	2	2		92	31			31	
TOTAL	2318	603	365	78	135	70	113		1564	434			434	

STATEMENT OF VOTES, PRIMARY ELECTION, TUESDAY, AUGUST 3, 2010

NAMES OF TOWNSHIPS AND ELECTION DISTRICTS	POLL BOOK TOTALS	STATE SENATOR - 36th DISTRICT									
		REPUBLICAN PARTY					DEMOCRATIC PARTY				
MONTMORENCY		John Moolenaar				TOTALS	Andy Neumann				TOTALS
ALBERT	635	354				354	142				142
AVERY	157	83				83	36				36
BRULEY	445	267				267	57				57
HILLMAN	445	253				253	86				86
LOUD	82	37				37	25				25
MONT. 1	145	80				80	29				29
MONT 2	172	116				116	27				27
RUST	105	60				60	25				25
VIENNA	132	74				74	31				31
TOTAL	2318	1324				1324	458				458

STATEMENT OF VOTES, PRIMARY ELECTION, TUESDAY, AUGUST 3, 2010

NAMES OF TOWNSHIPS AND ELECTION DISTRICTS	POLL BOOK TOTALS	REPRESENTATIVE IN STATE LEGISLATURE - 106th DISTRICT									
		REPUBLICAN PARTY					DEMOCRATIC PARTY				
MONTMORENCY		Peter Pettalia				TOTALS	Patrick Pokorski	Casey A. Viegelahn			TOTALS
ALBERT	635	333				333	76	55			131
AVERY	157	88				88	13	17			30
BRITEY	445	254				254	21	37			58
HILLMAN	445	262				262	22	59			81
LOUD	82	35				35	8	15			23
MONT. 1	145	85				85	4	24			28
MONT 2	172	118				118	9	14			23
RUST	105	61				61	7	15			22
VIENNA	132	73				73	19	9			28
TOTAL	2318	1309				1309	179	245			424

STATEMENT OF VOTES, PRIMARY ELECTION, TUESDAY, AUGUST 3, 2010

NAMES OF TOWNSHIPS AND ELECTION DISTRICTS MONTMORENCY	POLL BOOK TOTALS	ROAD COMMISSIONER									
		REPUBLICAN PARTY					DEMOCRATIC PARTY				
		Ted Orm				TOTALS					TOTALS
ALBERT	635	325				325					
AVERY	157	87				87					
BRILEY	445	261				261					
HILLMAN	445	253				253					
LOUD	82	38				38					
MONT. 1	145	75				75					
MONT 2	172	113				113					
RUST	105	60				60					
VIENNA	132	77				77					
TOTAL	2318	1289				1289					0

STATEMENT OF VOTES, PRIMARY ELECTION, TUESDAY, AUGUST 3, 2010

NAMES OF TOWNSHIPS AND ELECTION DISTRICTS	POLL BOOK TOTALS	COUNTY COMMISSIONER – 1st DISTRICT									
		REPUBLICAN PARTY					DEMOCRATIC PARTY				
MONTMORENCY						TOTALS	Albert LaFleche				TOTALS
HILLMAN	73					Ø	26				26
MONT. 1	145						28				28
MONT. 2	172						26				26
VIENNA	132						28				28
TOTAL	522					Ø	108				108

NAMES OF TOWNSHIPS AND ELECTION DISTRICTS	POLL BOOK TOTALS	COUNTY COMMISSIONER – 2nd DISTRICT									
		REPUBLICAN PARTY					DEMOCRATIC PARTY				
MONTMORENCY		Brock ~~Brook~~ Baggett	Eldon C. Comett			TOTALS	William Perkins				TOTALS
BOLEY	445	188	143			331	50				50
Total	445	188	143			331	50				50

STATEMENT OF VOTES, PRIMARY ELECTION, TUESDAY, AUGUST 3, 2010

NAMES OF TOWNSHIPS AND ELECTION DISTRICTS	POLL BOOK TOTALS	COUNTY COMMISSIONER – 3rd DISTRICT									
		REPUBLICAN PARTY					DEMOCRATIC PARTY				
MONTMORENCY		Daryl Peterson	Everett Swift			TOTALS					TOTALS
HILLMAN	372	171	112			283					Ø
		171	112			283					

NAMES OF TOWNSHIPS AND ELECTION DISTRICTS	POLL BOOK TOTALS	COUNTY COMMISSIONER – 4th DISTRICT									
		REPUBLICAN PARTY					DEMOCRATIC PARTY				
MONTMORENCY		Margaret Stafford D'Agostino				TOTALS					TOTALS
ALBERT	514	243				243					Ø
		243				243					

STATEMENT OF VOTES, PRIMARY ELECTION, TUESDAY, AUGUST 3, 2010

NAMES OF TOWNSHIPS AND ELECTION DISTRICTS MONTMORENCY	POLL BOOK TOTALS	COUNTY PROPOSAL MONTMORENCY COUNTY COMMISSION ON AGING RENEWAL PROPOSAL Shall the County of Montmorency levy 1/4 mill ($0.25 per $1,000.00 of taxable value) upon all real and tangible personal property within the County of Montmorency for the purpose of the operation of the Montmorency County Senior Citizen programs through the Montmorency County Commission on Aging commencing with the 2010 levy through 2013 inclusive? This renewal will raise, in the first year of such levy, an estimated amount of $124,490.00.			
		YES	NO	TOTAL	
ALBERT	635	381	192	573	
AVERY	157	106	32	138	
BRITEY	445	301	104	405	
HILLMAN	405	265	131	396	
LOUD	82	53	22	75	
MONT. 1	145	72	50	122	
MONT. 2	172	107	34	141	
RUST	105	57	33	90	
VIENNA	132	84	43	127	
TOTAL	2318	1426	641	2067	

STATEMENT OF VOTES, PRIMARY ELECTION, TUESDAY, AUGUST 3, 2010

NAMES OF TOWNSHIPS AND ELECTION DISTRICTS	POLL BOOK TOTALS	COUNTY COMMISSIONER – 5th DISTRICT									
		REPUBLICAN PARTY					DEMOCRATIC PARTY				
MONTMORENCY		Barry Danks				TOTALS					TOTALS
ALBERT	121	63				63					Ø
AVERY	157	76				76					
LOUD	82	39				39					
RUST	105	49				49					
TOTAL	465	226				226					

STATEMENT OF VOTES, PRIMARY ELECTION, TUESDAY, AUGUST 3, 2010

REPUBLICAN PARTY

The whole number of votes given for the office of **Governor**

was One Thousand Seven Hundred Eighteen — 1718

and they were given for the following named persons:

Mike Bouchard	received Two hundred Six votes	206	
Mike Cox	received Four Hundred Forty votes	440	
Tom George	received Thirty One votes	31	
Pete Hoekstra	received Three Hundred Seventy Nine votes	379	
Rick Snyder	received Six Hundred Sixty Two votes	662	
	received votes		
	TOTAL One Thousand Seven Hundred Eighteen votes	1718	

DEMOCRATIC PARTY

The whole number of votes given for the office of **Governor**

was Four Hundred Eighty Two — 482

and they were given for the following named persons:

Virg Bernero	received Two Hundred Fifty Six votes	256	
Andy Dillon	received Two Hundred Twenty Six votes	226	
	received votes		
	TOTAL Four Hundred Eighty Two votes	482	

REPUBLICAN PARTY

The whole number of votes given for the office of **Representative in Congress - 1st District**

was One Thousand Five Hundred Sixty Four — 1564

and they were given for the following named persons:

Jason Allen	received Eight Hundred Three votes	803	
Dan Benishek	received Three Hundred Sixty Five votes	365	
Patrick Donlon	received Seventy Eight votes	78	
Linda Goldthorpe	received One Hundred Thirty Five votes	135	
Don Hooper	received Seventy votes	70	
Tom Stillings	received One Hundred Thirteen votes	113	
	received votes		
TOTAL	votes One Thousand Five Hundred Sixty Four	1564	

DEMOCRATIC PARTY

The whole number of votes given for the office of **Representative in Congress - 1st District**

was Four Hundred Thirty Four — 434

and they were given for the following named persons:

Gary McDowell	received Four Hundred Thirty Four vote	434	
	received votes		
	TOTAL Four Hundred Thirty Four votes	434	

REPUBLICAN PARTY

The whole number of votes given for the office of **State Senator - 36th District**

was One Thousand Three Hundred Twenty Four — 1324

and they were given for the following named persons:

John Moolenaar	received One Thousand Three Hundred Twenty Four votes	1324	
	received votes		
	TOTAL One Thousand Three Hundred Twenty Four votes	1324	

STATEMENT OF VOTES, PRIMARY ELECTION, TUESDAY, AUGUST 3, 2010

DEMOCRATIC PARTY			
The whole number of votes given for the office of **State Senator - 36th District**			
was Four Hundred Fifty Eight			458
and they were given for the following named persons:			
Andy Neumann	received Four Hundred Fifty Eight votes		458
	received votes		
	TOTAL Four Hundred Fifty Eight votes		458
REPUBLICAN PARTY			
The whole number of votes given for the office of **Representative in State Legislature - 106th District**			
was One Thousand Three Hundred Nine			1309
and they were given for the following named persons:			
Peter Pettalia	received One Thousand Three Hundred Nine votes		1309
	received votes		
	TOTAL One Thousand Three Hundred Nine votes		1309
DEMOCRATIC PARTY			
The whole number of votes given for the office of **Representative in State Legislature - 106th District**			
was Four Hundred Twenty Four			424
and they were given for the following named persons:			
Patrick Pokorski	received One Hundred Seventy Nine votes		179
Casey A. Viegelahn	received Two Hundred Forty Five votes		245
	received votes		
	TOTAL Four Hundred Twenty Four votes		424
REPUBLICAN PARTY			
The whole number of votes given for the office of **Road Commissioner**			
was One Thousand Two Hundred Eighty Nine			1289
and they were given for the following named persons:			
Ted Orm	received One Thousand Two Hundred Eight Five votes		1289
	received votes		
TOTAL	votes One Two Hundred Eighty Nine		1289
DEMOCRATIC PARTY			
The whole number of votes given for the office of **Road Commissioner**			
was			
and they were given for the following named persons:			
[illegible]	received votes		
	received votes		
	TOTAL votes		
REPUBLICAN PARTY			
The whole number of votes given for the office of **County Commissioner - 1st District**			
was			
and they were given for the following named persons:			
[illegible]	received votes		
	received votes		
	TOTAL votes		

STATEMENT OF VOTES, PRIMARY ELECTION, TUESDAY, AUGUST 3, 2010

DEMOCRATIC PARTY

The whole number of votes given for the office of **County Commissioner - 1st District**

was One Hundred Eight — 108

and they were given for the following named persons:

Albert LaFleche	received One Hundred Eight	votes	108
	received	votes	
	TOTAL One Hundred Eight	votes	108

REPUBLICAN PARTY

The whole number of votes given for the office of **County Commissioner - 2nd District**

was Three Hundred Thirty One — 331

and they were given for the following named persons:

~~Brock~~ Brock Baggett	received One Hundred Eighty Eight	votes	188
Eldon C. Cornett	received One Hundred Forty Three	votes	143
	received	votes	
	TOTAL Three Hundred Thirty One	votes	331

DEMOCRATIC PARTY

The whole number of votes given for the office of **County Commissioner - 2nd District**

was Fifty — 50

and they were given for the following named persons:

William Perkins	received Fifty	votes	50
	TOTAL Fifty	votes	50

REPUBLICAN PARTY

The whole number of votes given for the office of **County Commissioner - 3rd District**

was two hundred eighty three — 283

and they were given for the following named persons:

Daryl Peterson	received one hundred seventy one	votes	171
Everett Swift	received one hundred twelve	votes	112
	received	votes	
	TOTAL two hundred eighty three	votes	283

DEMOCRATIC PARTY

The whole number of votes given for the office of **County Commissioner - 3rd District**

was

and they were given for the following named persons:

received	votes	
received	votes	
TOTAL	votes	

REPUBLICAN PARTY

The whole number of votes given for the office of **County Commissioner - 4th District**

was two hundred forty three — 243

and they were given for the following named persons:

Margaret Stafford D'Agostino	received two hundred forty three	votes	243
	received	votes	
	received	votes	
	TOTAL two hundred forty three	votes	243

STATEMENT OF VOTES, PRIMARY ELECTION, TUESDAY, AUGUST 3, 2010

DEMOCRATIC PARTY							
The whole number of votes given for the office of **County Commissioner - 4th District**							
was							
and they were given for the following named persons:							
	received	votes					
	received	votes					
	TOTAL	votes					
REPUBLICAN PARTY							
The whole number of votes given for the office of **County Commissioner - 5th District**							
was two hundred twenty six			2	2	6		
and they were given for the following named persons:							
Barry Danks	received two hundred twenty six	votes	2	2	6		
	received	votes					
	received	votes					
	TOTAL two hundred twenty six	votes	2	2	6		
DEMOCRATIC PARTY							
The whole number of votes given for the office of **County Commissioner - 5th District**							
was							
and they were given for the following named persons:							
	received	votes					
	received	votes					
	TOTAL	votes					
PROPOSAL							
The whole number of votes given for and against the **Montmorency County Commission on Aging Renewal**							
Proposal							
was two thousand sixty seven			2	0	6	7	
of which number							
votes were marked **YES** one thousand four hundred twenty six			1	4	2	6	
and							
votes were marked **NO** six hundred forty one				6	4	1	
	TOTAL two thousand sixty seven	votes	2	0	6	7	

CERTIFICATE OF DETERMINATION

That Ted Orm having received the largest number of votes is nominated candidate by the **Republican Party** for the office of **Road Commissioner.**

That _____ having received the largest number of votes is nominated candidate by the **Democratic Party** for the office of **Road Commissioner.**

That _____ having received the largest number of votes is nominated candidate by the **Republican Party** for the office of **County Commissioner - 1st District.**

That Albert LaFleche' [illegible] having received the largest number of votes is nominated candidate by the **Democratic Party** for the office of **County Commissioner - 1st District.**

That Brock Baggett having received the largest number of votes is nominated candidate by the **Republican Party** for the office of **County Commissioner - 2nd District.**

That Williams Perkins having received the largest number of votes is nominated candidate by the **Democratic Party** for the office of **County Commissioner - 2nd District.**

That Bangl Peterson having received the largest number of votes is nominated candidate by the **Republican Party** for the office of **County Commissioner - 3rd District.**

That _____ having received the largest number of votes is nominated candidate by the **Democratic Party** for the office of **County Commissioner - 3rd District.**

That Margaret Stapford D Agostina having received the largest number of votes is nominated candidate by the **Republican Party** for the office of **County Commissioner - 4th District.**

That _____ having received the largest number of votes is nominated candidate by the **Democratic Party** for the office of **County Commissioner - 4th District.**

That Barry Danks having received the largest number of votes is nominated candidate by the **Republican Party** for the office of **County Commissioner - 5th District.**

That _____ having received the largest number of votes is nominated candidate by the **Democratic Party** for the office of **County Commissioner - 5th District.**

PROPOSALS

On the **Montmorency Commission on Aging Renewal Proposal** that Yes (YES OR NO) received the largest number of votes and it is declared that said Proposition Did (DID OR DID NOT) carry in this County.

In Witness Whereof, We have hereunto set our hands and affixed the Seal of the Circuit Court for the County of Montmorency, State of Michigan, on August 10, 2010.

SEAL

Patricia L. Keegan
Thomas C. Ebert
Adelia F. McElroy
Arthur Hunt

BOARD OF COUNTY CANVASSERS

ATTEST:

Cheryl A. Neilsen
CLERK OF THE BOARD OF COUNTY CANVASSERS

Patricia L. Keegan
CHAIRPERSON OF THE BOARD OF COUNTY CANVASSERS

STATE OF MICHIGAN
COUNTY OF MONTMORENCY } SS.

We Do Hereby Certify, That the foregoing is a correct statement of the votes given in Montmorency County for the offices named in such statement and for the persons designated therein, and other matters submitted, at the Primary Election, held on Tuesday, August 3, 2010.

In Witness Whereof, We have hereunto set our hands and caused to be affixed the Seal of the Circuit Court for the County of Montmorency, State of Michigan, on August 10, 2010.

SEAL

Thomas C. Ebert
Patricia L. Keegan
Adelia F. McElroy
Arthur Hunt

BOARD OF COUNTY CANVASSERS

ATTEST:

Cheryl A. Neilsen
CLERK OF THE BOARD OF COUNTY CANVASSERS

STATE OF MICHIGAN
COUNTY OF MONTMORENCY } SS.

We Do Hereby Certify, That the foregoing is a correct transcript of the statement of the Board of County Canvassers of the County of Montmorency, of the votes given in such County for the offices named in said statement and for the persons designated therein, and other matters submitted, at the Primary Election, Tuesday, August 3, 2010, so far as it relates to the votes cast for said office, as appears from the original statement on file in the office of the County Clerk.

In Witness Whereof, We have hereunto set our hands and caused to be affixed the Seal of the Circuit Court for the County of Montmorency, State of Michigan, on August 10, 2010.

SEAL

Cheryl A. Neilsen
CLERK OF THE BOARD OF COUNTY CANVASSERS

Patricia L. Keegan
CHAIRPERSON OF THE BOARD OF COUNTY CANVASSERS

STATEMENT OF VOTES, August Primary Election, Tuesday, August 3, 2010

Addendum 1 County of Muskegon

BALLOTS CAST - TOTAL	BALLOTS CAST - TOTAL		27557	Twenty Seven Thousand Five Hundred Fifty Seven
BALLOTS CAST - BLANK	BALLOTS CAST - BLANK		20	Twenty
REGISTERED VOTERS - TOTAL	REGISTERED VOTERS - TOTAL		127633	One Hundred Twenty Seven Thousand Six Hundred Thirty Three
REPRESENTATIVE IN CONGRESS	Bill Cooper	Rep	8211	Eight Thousand Two Hundred Eleven
REPRESENTATIVE IN CONGRESS	Bill Huizenga	Rep	2052	Two Thousand Fifty Two
REPRESENTATIVE IN CONGRESS	Wayne D. Kuipers	Rep	1788	One Thousand Seven Hundred Eighty Eight
REPRESENTATIVE IN CONGRESS	Chris Larson	Rep	306	Three Hundred Six
REPRESENTATIVE IN CONGRESS	Field Reichardt	Rep	473	Four Hundred Seventy Three
REPRESENTATIVE IN CONGRESS	Jay Riemersma	Rep	2885	Two Thousand Eight Hundred Eighty Five
REPRESENTATIVE IN CONGRESS	Ted Schendel	Rep	206	Two Hundred Six
REPRESENTATIVE IN CONGRESS	Fred Johnson	Dem	5712	Five Thousand Seven Hundred Twelve
REPRESENTATIVE IN CONGRESS	Nicolette McClure	Dem	3224	Three Thousand Two Hundred Twenty Four
GOVERNOR	Mike Bouchard	Rep	632	Six Hundred Thirty Two
GOVERNOR	Mike Cox	Rep	3583	Three Thousand Five Hundred Eighty Three
GOVERNOR	Tom George	Rep	162	One Hundred Sixty Two
GOVERNOR	Pete Hoekstra	Rep	7260	Seven Thousand Two Hundred Sixty
GOVERNOR	Rick Snyder	Rep	4946	Four Thousand Nine Hundred Forty Six
GOVERNOR	Virg Bernero	Dem	6108	Six Thousand One Hundred Eight
GOVERNOR	Andy Dillon	Dem	3406	Three Thousand Four Hundred Six
REPRESENTATIVE 91ST DISTRICT	Holly Hughes	Rep	6506	Six Thousand Five Hundred Six
REPRESENTATIVE 91ST DISTRICT	Ken Punter	Rep	3892	Three Thousand Eight Hundred Ninety Two
REPRESENTATIVE 91ST DISTRICT	Branden Gemzer	Dem	1653	One Thousand Six Hundred Fifty Three
REPRESENTATIVE 91ST DISTRICT	Ben Gillette	Dem	2500	Two Thousand Five Hundred
REPRESENTATIVE 92ND DISTRICT	John McNally	Rep	4011	Four Thousand Eleven
REPRESENTATIVE 92ND DISTRICT	Marcia Hovey-Wright	Dem	1511	One Thousand Five Hundred Eleven
REPRESENTATIVE 92ND DISTRICT	Steven Markel	Dem	48	Forty Eight
REPRESENTATIVE 92ND DISTRICT	L. Scott McNeill	Dem	51	Fifty One
REPRESENTATIVE 92ND DISTRICT	Sean P. Mullally	Dem	911	Nine Hundred Eleven
REPRESENTATIVE 92ND DISTRICT	Charles Nash	Dem	1183	One Thousand One Hundred Eighty Three
REPRESENTATIVE 92ND DISTRICT	Scott Nesbit	Dem	278	Two Hundred Seventy Eight
REPRESENTATIVE 92ND DISTRICT	David Takitaki	Dem	394	Three Hundred Ninety Four
REPRESENTATIVE 92ND DISTRICT	Willie M. Walton	Dem	48	Forty Eight
REPRESENTATIVE 92ND DISTRICT	Steve Warmington	Dem	966	Nine Hundred Sixty Six
STATE SENATOR	Goeff Hansen	Rep	12539	Twelve Thousand Five Hundred Thirty Nine
STATE SENATOR	Mary Valentine	Dem	8906	Eight Thousand Nine Hundred Six
DRAIN COMMISSIONER	Daniel Bloom	Rep	1903	One Thousand Nine Hundred Three
DRAIN COMMISSIONER	Joe Ferrier	Rep	3587	Three Thousand Five Hundred Eighty Seven
DRAIN COMMISSIONER	Brian T. Jones	Rep	1832	One Thousand Eight Hundred Thirty Two
DRAIN COMMISSIONER	Geoff Newmyer	Rep	5484	Five Thousand Four Hundred Eighty Four

DRAIN COMMISSIONER	Scott Babcock	Dem	988	Nine Hundred Eighty Eight
DRAIN COMMISSIONER	Gary Bole	Dem	365	Three Hundred Sixty Five
DRAIN COMMISSIONER	Constance C. Davis	Dem	408	Four Hundred Eight
DRAIN COMMISSIONER	Jerome Ellis	Dem	453	Four Hundred Fifty Three
DRAIN COMMISSIONER	David Fisher	Dem	2231	Two Thousand Two Hundred Thirty One
DRAIN COMMISSIONER	Kevin Gue	Dem	1580	One Thousand Five Hundred Eighty
DRAIN COMMISSIONER	Leonard A. Jones	Dem	315	Three Hundred Fifteen
DRAIN COMMISSIONER	Jim Rudicil	Dem	791	Seven Hundred Ninety One
DRAIN COMMISSIONER	Mike Smith	Dem	555	Five Hundred Fifty Five
DRAIN COMMISSIONER	Lisa Tallarico	Dem	562	Five Hundred Sixty Two
DRAIN COMMISSIONER	Troy L. Wasserman	Dem	1111	One Thousand One Hundred Eleven
COUNTY COMMISSIONER 1ST DISTRICT	Ken Berman	Rep	1432	One Thousand Four Hundred Thirty Two
COUNTY COMMISSIONER 1ST DISTRICT	Kenneth Mahoney	Dem	740	Seven Hundred Forty
COUNTY COMMISSIONER 2ND DISTRICT	Alan Jager	Rep	958	Nine Hundred Fifty Eight
COUNTY COMMISSIONER 2ND DISTRICT	Charles L. Buzzell	Dem	655	Six Hundred Fifty Five
COUNTY COMMISSIONER 3RD DISTRICT	John Snider	Rep	1729	One Thousand Seven Hundred Twenty Nine
COUNTY COMMISSIONER 4TH DISTRICT	James J. Derezinski	Dem	488	Four Hundred Eighty Eight
COUNTY COMMISSIONER 4TH DISTRICT	Ron Hayward	Dem	295	Two Hundred Ninety Five
COUNTY COMMISSIONER 5TH DISTRICT	Marvin Engle	Rep	1863	One Thousand Eight Hundred Sixty Three
COUNTY COMMISSIONER 5TH DISTRICT	Carl Wentzlof	Dem	569	Five Hundred Sixty Nine
COUNTY COMMISSIONER 6TH DISTRICT	Lew Collins	Dem	553	Five Hundred Fifty Three
COUNTY COMMISSIONER 7TH DISTRICT	Scott Plummer	Dem	868	Eight Hundred Sixty Eight
COUNTY COMMISSIONER 8TH DISTRICT	Bill Gill	Dem	315	Three Hundred Fifteen
COUNTY COMMISSIONER 8TH DISTRICT	Anthony Longmire	Dem	374	Three Hundred Seventy Four
COUNTY COMMISSIONER 9TH DISTRICT	Floyd Cook, Jr.	Dem	217	Two Hundred Seventeen
COUNTY COMMISSIONER 9TH DISTRICT	Louis A. McMurray	Dem	217	Two Hundred Seventeen
COUNTY COMMISSIONER 9TH DISTRICT	Rillastine R. Wilkins	Dem	386	Three Hundred Eighty Six
COUNTY COMMISSIONER 10TH DISTRICT	Amber Weerstra	Rep	1263	One Thousand Two Hundred Sixty Three
COUNTY COMMISSIONER 10TH DISTRICT	Benjamin E. Cross	Dem	479	Four Hundred Seventy Nine
COUNTY COMMISSIONER 10TH DISTRICT	Chris E. Jensen	Dem	432	Four Hundred Thirty Two
COUNTY COMMISSIONER 10TH DISTRICT	Matthew A. Stout	Dem	178	One Hundred Seventy Eight
COUNTY COMMISSIONER 10TH DISTRICT	Loren Sturrus	Dem	76	Seventy Six
COUNTY COMMISSIONER 11TH DISTRICT	Bob Scolnik	Rep	2736	Two Thousand Seven Hundred Thirty Six
COUNTY COMMISSIONER 11TH DISTRICT	John Jay Jurkas	Dem	945	Nine Hundred Forty Five
DELEGATE TO COUNTY CONVENTION BLUE LAKE TWP (Vote For 5)	Eric G. Rothoff	Rep	134	One Hundred Thirty Four
DELEGATE TO COUNTY CONVENTION CASNOVIA TWP (Vote For 6)	Dan Kosheba	Dem	44	Forty Four
DELEGATE TO COUNTY CONVENTION CEDAR CREEK TWP (Vote For 9)	Patricia Wright	Dem	107	One Hundred Seven

DELEGATE TO COUNTY CONVENTION CEDAR CREEK TWP (Vote For 9)	Robert Wright	Dem	89	Eighty Nine
DELEGATE TO COUNTY CONVENTION DALTON TWP 1 (Vote For 6)	Sharon S. Hanson	Rep	118	One Hundred Eighteen
DELEGATE TO COUNTY CONVENTION DALTON TWP 1 (Vote For 6)	Thomas A. Jacobs	Rep	106	One Hundred Six
DELEGATE TO COUNTY CONVENTION DALTON TWP 1 (Vote For 6)	David M. Wells	Rep	150	One Hundred Fifty
DELEGATE TO COUNTY CONVENTION DALTON TWP 1 (Vote For 7)	Ryan Bennett	Dem	70	Seventy
DELEGATE TO COUNTY CONVENTION DALTON TWP 1 (Vote For 7)	Cleo Falbe	Dem	63	Sixty Three
DELEGATE TO COUNTY CONVENTION DALTON TWP 1 (Vote For 7)	Kevin Gue	Dem	104	One Hundred Four
DELEGATE TO COUNTY CONVENTION DALTON TWP 1 (Vote For 7)	Penny Salisz	Dem	77	Seventy Seven
DELEGATE TO COUNTY CONVENTION DALTON TWP 2 (Vote For 5)	LeRoy William Beck	Rep	120	One Hundred Twenty
DELEGATE TO COUNTY CONVENTION DALTON TWP 4 (Vote For 5)	Richard Gouine	Dem	41	Forty One
DELEGATE TO COUNTY CONVENTION DALTON TWP 4 (Vote For 5)	Jean O. Heath	Dem	46	Forty Six
DELEGATE TO COUNTY CONVENTION DALTON TWP 4 (Vote For 5)	Helen R. Watson	Dem	43	Forty Three
DELEGATE TO COUNTY CONVENTION DALTON TWP 4 (Vote For 5)	Paul D. Watson	Dem	47	Forty Seven
DELEGATE TO COUNTY CONVENTION EGELSTON TWP 2 (Vote For 6)	Thomas Maycroft	Rep	170	One Hundred Seventy
DELEGATE TO COUNTY CONVENTION EGELSTON TWP 2 (Vote For 11)	Matthew Jon Giddings	Dem	167	One Hundred Sixty Seven
DELEGATE TO COUNTY CONVENTION EGELSTON TWP 3 (Vote For 5)	Sharon Hermance	Rep	127	One Hundred Twenty Seven
DELEGATE TO COUNTY CONVENTION EGELSTON TWP 3 (Vote For 10)	Doris J. Hernandez	Dem	65	Sixty Five
DELEGATE TO COUNTY CONVENTION EGELSTON TWP 3 (Vote For 10)	John W. Jolman	Dem	63	Sixty Three
DELEGATE TO COUNTY CONVENTION EGELSTON TWP 3 (Vote For 10)	Maxine M. Jolman	Dem	65	Sixty Five
DELEGATE TO COUNTY CONVENTION EGELSTON TWP 3 (Vote For 10)	Steve Roomsburg	Dem	109	One Hundred Nine
DELEGATE TO COUNTY CONVENTION FRUITLAND TWP 1 (Vote For 5)	Ryan J. Taylor	Rep	250	Two Hundred Fifty
DELEGATE TO COUNTY CONVENTION FRUITLAND TWP 1 (Vote For 5)	Steve Markel	Dem	106	One Hundred Six
DELEGATE TO COUNTY CONVENTION FRUITLAND TWP 2 (Vote For 5)	Annette Even	Rep	96	Ninety Six

DELEGATE TO COUNTY CONVENTION FRUITLAND TWP 2 (Vote For 5)	Kevin B. Even	Rep	91	Ninety One
DELEGATE TO COUNTY CONVENTION FRUITLAND TWP 2 (Vote For 5)	Louise St. Amour	Rep	94	Ninety Four
DELEGATE TO COUNTY CONVENTION FRUITLAND TWP 2 (Vote For 5)	Sam St. Amour	Rep	106	One Hundred Six
DELEGATE TO COUNTY CONVENTION FRUITLAND TWP 3 (Vote For 4)	John Giganti	Rep	119	One Hundred Nineteen
DELEGATE TO COUNTY CONVENTION FRUITLAND TWP 3 (Vote For 4)	Bud A. McFarren	Dem	78	Seventy Eight
DELEGATE TO COUNTY CONVENTION FRUITPORT TWP 1 (Vote For 9)	Dan Huggett	Rep	390	Three Hundred Ninety
DELEGATE TO COUNTY CONVENTION FRUITPORT TWP 2 (Vote For 8)	Sharon Allison	Rep	148	One Hundred Forty Eight
DELEGATE TO COUNTY CONVENTION FRUITPORT TWP 2 (Vote For 8)	David Farhat	Rep	197	One Hundred Ninety Seven
DELEGATE TO COUNTY CONVENTION FRUITPORT TWP 3 (Vote For 9)	Kristin J. Barnhill	Rep	396	Three Hundred Ninety Six
DELEGATE TO COUNTY CONVENTION FRUITPORT TWP 3 (Vote For 8)	Margaret A. Collins	Dem	111	One Hundred Eleven
DELEGATE TO COUNTY CONVENTION FRUITPORT TWP 3 (Vote For 8)	Steven Mark Keglovitz	Dem	130	One Hundred Thirty
DELEGATE TO COUNTY CONVENTION FRUITPORT TWP 3 (Vote For 8)	Sue Keglovitz	Dem	147	One Hundred Forty Seven
DELEGATE TO COUNTY CONVENTION FRUITPORT TWP 3 (Vote For 8)	Jeffrey A. Kenny	Dem	95	Ninety Five
DELEGATE TO COUNTY CONVENTION FRUITPORT TWP 3 (Vote For 8)	Carol Loomis	Dem	108	One Hundred Eight
DELEGATE TO COUNTY CONVENTION FRUITPORT TWP 3 (Vote For 8)	Robert Loomis	Dem	97	Ninety Seven
DELEGATE TO COUNTY CONVENTION FRUITPORT TWP 3 (Vote For 8)	Douglas Smith	Dem	94	Ninety Four
DELEGATE TO COUNTY CONVENTION FRUITPORT TWP 3 (Vote For 8)	Ida Smith	Dem	89	Eighty Nine
DELEGATE TO COUNTY CONVENTION FRUITPORT TWP 3 (Vote For 8)	James L. Waters	Dem	98	Ninety Eight
DELEGATE TO COUNTY CONVENTION FRUITPORT TWP 3 (Vote For 8)	Nancy A. Waters	Dem	129	One Hundred Twenty Nine
DELEGATE TO COUNTY CONVENTION FRUITPORT TWP 4 (Vote For 9)	Marvin Engle	Rep	345	Three Hundred Forty Five
DELEGATE TO COUNTY CONVENTION FRUITPORT TWP 4 (Vote For 9)	Hallye Ray Moodt	Rep	190	One Hundred Ninety
DELEGATE TO COUNTY CONVENTION FRUITPORT TWP 4 (Vote For 9)	Geoff Newmyer	Rep	323	Three Hundred Twenty Three
DELEGATE TO COUNTY CONVENTION FRUITPORT TWP 4 (Vote For 9)	Charlotte A. Peck	Rep	191	One Hundred Ninety One

DELEGATE TO COUNTY CONVENTION FRUITPORT TWP 4 (Vote For 9)	Lewis Peck	Rep	184	One Hundred Eighty Four
DELEGATE TO COUNTY CONVENTION FRUITPORT TWP 4 (Vote For 9)	Ronald H. Stolzman	Rep	200	Two Hundred
DELEGATE TO COUNTY CONVENTION HOLTON TWP (Vote For 5)	Tammy Jager	Rep	134	One Hundred Thirty Four
DELEGATE TO COUNTY CONVENTION HOLTON TWP (Vote For 7)	Phyllis A. Young	Dem	81	Eighty One
DELEGATE TO COUNTY CONVENTION LAKETON TWP 1 (Vote For 6)	Christina Achterhoff	Rep	172	One Hundred Seventy Two
DELEGATE TO COUNTY CONVENTION LAKETON TWP 1 (Vote For 6)	Karen Buie	Rep	156	One Hundred Fifty Six
DELEGATE TO COUNTY CONVENTION LAKETON TWP 1 (Vote For 6)	Brian T. Jones	Rep	120	One Hundred Twenty
DELEGATE TO COUNTY CONVENTION LAKETON TWP 1 (Vote For 6)	Susan I. Peloso	Rep	111	One Hundred Eleven
DELEGATE TO COUNTY CONVENTION LAKETON TWP 1 (Vote For 6)	John Snider	Rep	155	One Hundred Fifty Five
DELEGATE TO COUNTY CONVENTION LAKETON TWP 1 (Vote For 5)	Harold R. Brown	Dem	95	Ninety Five
DELEGATE TO COUNTY CONVENTION LAKETON TWP 2 (Vote For 5)	Marge Faville	Dem	108	One Hundred Eight
DELEGATE TO COUNTY CONVENTION LAKETON TWP 2 (Vote For 5)	William A. Faville, Jr.	Dem	94	Ninety Four
DELEGATE TO COUNTY CONVENTION LAKETON TWP 3 (Vote For 6)	Roger Dreikorn	Rep	178	One Hundred Seventy Eight
DELEGATE TO COUNTY CONVENTION LAKETON TWP 3 (Vote For 6)	Frank Uriarte	Rep	143	One Hundred Forty Three
DELEGATE TO COUNTY CONVENTION LAKETON TWP 3 (Vote For 6)	Patricia Uriarte	Rep	161	One Hundred Sixty One
DELEGATE TO COUNTY CONVENTION LAKETON TWP 3 (Vote For 7)	James Burton	Dem	84	Eighty Four
DELEGATE TO COUNTY CONVENTION LAKETON TWP 3 (Vote For 7)	Krystal Kauffman	Dem	88	Eighty Eight
DELEGATE TO COUNTY CONVENTION LAKETON TWP 3 (Vote For 7)	Cindy Kendall	Dem	86	Eighty Six
DELEGATE TO COUNTY CONVENTION LAKETON TWP 4 (Vote For 4)	Karen Crummel	Rep	83	Eighty Three
DELEGATE TO COUNTY CONVENTION LAKETON TWP 4 (Vote For 4)	Roland Crummel	Rep	95	Ninety Five
DELEGATE TO COUNTY CONVENTION LAKETON TWP 4 (Vote For 4)	James Verboncouer	Rep	107	One Hundred Seven
DELEGATE TO COUNTY CONVENTION LAKETON TWP 4 (Vote For 3)	Felicia Bright	Dem	104	One Hundred Four
DELEGATE TO COUNTY CONVENTION MUSKEGON HEIGHTS CITY 2 (Vote For 7)	Kendra Doty	Dem	27	Twenty Seven

DELEGATE TO COUNTY CONVENTION MUSKEGON HEIGHTS CITY 2 (Vote For 7)	T. C. Nash	Dem	52	Fifty Two
DELEGATE TO COUNTY CONVENTION MUSKEGON HEIGHTS CITY 3 (Vote For 8)	Ronald C. Bailey	Dem	33	Thirty Three
DELEGATE TO COUNTY CONVENTION MUSKEGON HEIGHTS CITY 3 (Vote For 8)	Loretta Briggs	Dem	41	Forty One
DELEGATE TO COUNTY CONVENTION MUSKEGON HEIGHTS CITY 3 (Vote For 8)	Marlon C. Dunbar	Dem	23	Twenty Three
DELEGATE TO COUNTY CONVENTION MUSKEGON HEIGHTS CITY 3 (Vote For 8)	Melvin Dunbar	Dem	35	Thirty Five
DELEGATE TO COUNTY CONVENTION MUSKEGON HEIGHTS CITY 3 (Vote For 8)	Melvin B. Dunbar	Dem	31	Thirty One
DELEGATE TO COUNTY CONVENTION MUSKEGON HEIGHTS CITY 3 (Vote For 8)	Ollie J. Dunbar	Dem	24	Twenty Four
DELEGATE TO COUNTY CONVENTION MUSKEGON HEIGHTS CITY 3 (Vote For 8)	Rillastine R. Wilkins	Dem	79	Seventy Nine
DELEGATE TO COUNTY CONVENTION MUSKEGON HEIGHTS CITY 5 (Vote For 8)	Derrick Collins	Dem	47	Forty Seven
DELEGATE TO COUNTY CONVENTION MUSKEGON HEIGHTS CITY 5 (Vote For 8)	Francis Garrett	Dem	36	Thirty Six
DELEGATE TO COUNTY CONVENTION MUSKEGON HEIGHTS CITY 5 (Vote For 8)	Louis A. McMurray	Dem	119	One Hundred Nineteen
DELEGATE TO COUNTY CONVENTION MUSKEGON HEIGHTS CITY 5 (Vote For 8)	Lola Scott	Dem	44	Forty Four
DELEGATE TO COUNTY CONVENTION MUSKEGON HEIGHTS CITY 5 (Vote For 8)	Jesse Vance, Jr.	Dem	59	Fifty Nine
DELEGATE TO COUNTY CONVENTION MUSKEGON HEIGHTS CITY 6 (Vote For 12)	Bobby Joe McCowan	Dem	48	Forty Eight
DELEGATE TO COUNTY CONVENTION MUSKEGON HEIGHTS CITY 6 (Vote For 12)	Anthony Simmons, Sr.	Dem	42	Forty Two
DELEGATE TO COUNTY CONVENTION MUSKEGON HEIGHTS CITY 6 (Vote For 12)	Margo Williams	Dem	82	Eighty Two
DELEGATE TO COUNTY CONVENTION MUSKEGON HEIGHTS CITY 7 (Vote For 10)	Floyd Cook, Jr.	Dem	97	Ninety Seven
DELEGATE TO COUNTY CONVENTION MUSKEGON HEIGHTS CITY 7 (Vote For 10)	Arthur D. Townsel	Dem	43	Forty Three
DELEGATE TO COUNTY CONVENTION MONTAGUE CITY (Vote For 6)	Joseph Jurecki	Rep	196	One Hundred Ninety Six
DELEGATE TO COUNTY CONVENTION MONTAGUE CITY (Vote For 9)	Loretta M. Chalmers	Dem	51	Fifty One
DELEGATE TO COUNTY CONVENTION MONTAGUE CITY (Vote For 9)	John J. DeWolf	Dem	54	Fifty Four
DELEGATE TO COUNTY CONVENTION MONTAGUE CITY (Vote For 9)	Donna M. DeWolf	Dem	48	Forty Eight
DELEGATE TO COUNTY CONVENTION MONTAGUE CITY (Vote For 9)	Kenneth Mahoney	Dem	99	Ninety Nine

DELEGATE TO COUNTY CONVENTION MONTAGUE TWP (Vote For 4)	Martha E. Dillon	Rep	111	One Hundred Eleven
DELEGATE TO COUNTY CONVENTION MONTAGUE TWP (Vote For 4)	Vicki Goss	Rep	132	One Hundred Thirty Two
DELEGATE TO COUNTY CONVENTION MUSKEGON CITY 12 (Vote For 4)	Kyle J. Fiebig	Rep	108	One Hundred Eight
DELEGATE TO COUNTY CONVENTION MUSKEGON CITY 13 (Vote For 4)	Brandon Beck	Rep	196	One Hundred Ninety Six
DELEGATE TO COUNTY CONVENTION MUSKEGON CITY 13 (Vote For 4)	Loren Sturrus	Dem	168	One Hundred Sixty Eight
DELEGATE TO COUNTY CONVENTION MUSKEGON CITY 1 (Vote For 10)	Virgie Jackson	Dem	158	One Hundred Fifty Eight
DELEGATE TO COUNTY CONVENTION MUSKEGON CITY 2 (Vote For 11)	Charles Nash	Dem	191	One Hundred Ninety One
DELEGATE TO COUNTY CONVENTION MUSKEGON CITY 4 (Vote For 2)	Gail Eichorst	Rep	20	Twenty
DELEGATE TO COUNTY CONVENTION MUSKEGON CITY 3 (Vote For 7)	Randy Hoffmeyer	Dem	87	Eighty Seven
DELEGATE TO COUNTY CONVENTION MUSKEGON CITY 4 (Vote For 10)	Bill Gill	Dem	113	One Hundred Thirteen
DELEGATE TO COUNTY CONVENTION MUSKEGON CITY 5 (Vote For 11)	Louise W. Herman	Dem	106	One Hundred Six
DELEGATE TO COUNTY CONVENTION MUSKEGON CITY 6 (Vote For 2)	Bob Carr	Rep	64	Sixty Four
DELEGATE TO COUNTY CONVENTION MUSKEGON CITY 6 (Vote For 2)	Stephen M. Proudfit	Rep	26	Twenty Six
DELEGATE TO COUNTY CONVENTION MUSKEGON CITY 6 (Vote For 9)	R. Vincent Lavieri	Dem	64	Sixty Four
DELEGATE TO COUNTY CONVENTION MUSKEGON CITY 6 (Vote For 9)	Clara Shepherd	Dem	102	One Hundred Two
DELEGATE TO COUNTY CONVENTION MUSKEGON CITY 7 (Vote For 10)	Sabrina Petty	Dem	74	Seventy Four
DELEGATE TO COUNTY CONVENTION MUSKEGON CITY 7 (Vote For 10)	Demario Phillips	Dem	46	Forty Six
DELEGATE TO COUNTY CONVENTION MUSKEGON CITY 9 (Vote For 4)	Rose Lear	Rep	128	One Hundred Twenty Eight
DELEGATE TO COUNTY CONVENTION MUSKEGON TWP 1 (Vote For 3)	Daniel L. Frein	Rep	112	One Hundred Twelve
DELEGATE TO COUNTY CONVENTION MUSKEGON TWP 1 (Vote For 4)	Sandra Frein	Dem	103	One Hundred Three
DELEGATE TO COUNTY CONVENTION MUSKEGON TWP 1 (Vote For 4)	Gary Rendulic	Dem	72	Seventy Two
DELEGATE TO COUNTY CONVENTION MUSKEGON TWP 2 (Vote For 4)	James Ware	Rep	128	One Hundred Twenty Eight
DELEGATE TO COUNTY CONVENTION MUSKEGON TWP 3 (Vote For 6)	H. Gregg Anderson	Rep	218	Two Hundred Eighteen

DELEGATE TO COUNTY CONVENTION MUSKEGON TWP 4 (Vote For 5)	Gregory Adams	Rep	117	One Hundred Seventeen
DELEGATE TO COUNTY CONVENTION MUSKEGON TWP 4 (Vote For 5)	Michelle Beach	Rep	115	One Hundred Fifteen
DELEGATE TO COUNTY CONVENTION MUSKEGON TWP 4 (Vote For 5)	Chris K. Kaijala	Rep	100	One Hundred
DELEGATE TO COUNTY CONVENTION MUSKEGON TWP 4 (Vote For 5)	Stuart C. Peterson	Rep	116	One Hundred Sixteen
DELEGATE TO COUNTY CONVENTION MUSKEGON TWP 4 (Vote For 9)	Douglas A. Bennett	Dem	177	One Hundred Seventy Seven
DELEGATE TO COUNTY CONVENTION MUSKEGON TWP 4 (Vote For 9)	Helene M. Bennett	Dem	153	One Hundred Fifty Three
DELEGATE TO COUNTY CONVENTION MUSKEGON TWP 4 (Vote For 9)	William C. Ream	Dem	161	One Hundred Sixty One
DELEGATE TO COUNTY CONVENTION MUSKEGON TWP 5 (Vote For 4)	Susan Hughes	Rep	105	One Hundred Five
DELEGATE TO COUNTY CONVENTION MUSKEGON TWP 5 (Vote For 4)	Tom Meade	Rep	89	Eighty Nine
DELEGATE TO COUNTY CONVENTION MUSKEGON TWP 6 (Vote For 6)	Gloria Keyes	Dem	110	One Hundred Ten
DELEGATE TO COUNTY CONVENTION MUSKEGON TWP 7 (Vote For 6)	Marc R. Olivares	Dem	79	Seventy Nine
DELEGATE TO COUNTY CONVENTION NORTH MUSKEGON CITY 1 (Vote For 5)	Merle J. Hanson	Rep	137	One Hundred Thirty Seven
DELEGATE TO COUNTY CONVENTION NORTH MUSKEGON CITY 1 (Vote For 5)	Michael Kempf	Rep	119	One Hundred Nineteen
DELEGATE TO COUNTY CONVENTION NORTH MUSKEGON CITY 1 (Vote For 5)	Paul Miller	Rep	124	One Hundred Twenty Four
DELEGATE TO COUNTY CONVENTION NORTH MUSKEGON CITY 2 (Vote For 7)	William Boyd	Rep	260	Two Hundred Sixty
DELEGATE TO COUNTY CONVENTION NORTH MUSKEGON CITY 2 (Vote For 7)	Jean W. Davis	Rep	190	One Hundred Ninety
DELEGATE TO COUNTY CONVENTION NORTH MUSKEGON CITY 2 (Vote For 7)	Jan A. Koens	Rep	219	Two Hundred Nineteen
DELEGATE TO COUNTY CONVENTION NORTH MUSKEGON CITY 2 (Vote For 7)	Robert Muzio	Rep	206	Two Hundred Six
DELEGATE TO COUNTY CONVENTION NORTH MUSKEGON CITY 2 (Vote For 7)	Thomas Robinette	Rep	183	One Hundred Eighty Three
DELEGATE TO COUNTY CONVENTION NORTON SHORES CITY 10 (Vote For 7)	Jose A. Infante	Rep	336	Three Hundred Thirty Six
DELEGATE TO COUNTY CONVENTION NORTON SHORES CITY 10 (Vote For 7)	Dennis Warren	Rep	287	Two Hundred Eighty Seven
DELEGATE TO COUNTY CONVENTION NORTON SHORES CITY 10 (Vote For 5)	Larry LaVigne	Dem	128	One Hundred Twenty Eight
DELEGATE TO COUNTY CONVENTION NORTON SHORES CITY 1 (Vote For 6)	Gloria White Gardner	Rep	163	One Hundred Sixty Three

DELEGATE TO COUNTY CONVENTION NORTON SHORES CITY 1 (Vote For 6)	Grady Myhre	Rep	145	One Hundred Forty Five
DELEGATE TO COUNTY CONVENTION NORTON SHORES CITY 1 (Vote For 6)	James G. Riley	Rep	158	One Hundred Fifty Eight
DELEGATE TO COUNTY CONVENTION NORTON SHORES CITY 1 (Vote For 6)	Gerald Van Woerkom	Rep	340	Three Hundred Forty
DELEGATE TO COUNTY CONVENTION NORTON SHORES CITY 2 (Vote For 4)	Jody Eklund	Rep	110	One Hundred Ten
DELEGATE TO COUNTY CONVENTION NORTON SHORES CITY 2 (Vote For 4)	Wes Eklund	Rep	108	One Hundred Eight
DELEGATE TO COUNTY CONVENTION NORTON SHORES CITY 2 (Vote For 3)	Patsy Petty	Dem	54	Fifty Four
DELEGATE TO COUNTY CONVENTION NORTON SHORES CITY 3 (Vote For 6)	Adam G. Zuwerink	Rep	243	Two Hundred Forty Three
DELEGATE TO COUNTY CONVENTION NORTON SHORES CITY 3 (Vote For 5)	Charles T. Kennedy	Dem	114	One Hundred Fourteen
DELEGATE TO COUNTY CONVENTION NORTON SHORES CITY 5 (Vote For 8)	Mark Boertman	Rep	306	Three Hundred Six
DELEGATE TO COUNTY CONVENTION NORTON SHORES CITY 5 (Vote For 8)	Lowell Kinney	Rep	282	Two Hundred Eighty Two
DELEGATE TO COUNTY CONVENTION NORTON SHORES CITY 5 (Vote For 8)	Roxie Kinney	Rep	255	Two Hundred Fifty Five
DELEGATE TO COUNTY CONVENTION NORTON SHORES CITY 5 (Vote For 8)	Margaret Pattison	Rep	239	Two Hundred Thirty Nine
DELEGATE TO COUNTY CONVENTION NORTON SHORES CITY 5 (Vote For 8)	Paul Pattison	Rep	240	Two Hundred Forty
DELEGATE TO COUNTY CONVENTION NORTON SHORES CITY 6 (Vote For 8)	Thomas Knol, Jr.	Rep	281	Two Hundred Eighty One
DELEGATE TO COUNTY CONVENTION NORTON SHORES CITY 6 (Vote For 8)	Donna Marie Lundholm	Rep	298	Two Hundred Ninety Eight
DELEGATE TO COUNTY CONVENTION NORTON SHORES CITY 6 (Vote For 8)	Bob Scolnik	Rep	380	Three Hundred Eighty
DELEGATE TO COUNTY CONVENTION NORTON SHORES CITY 6 (Vote For 8)	Mike Scolnik	Rep	248	Two Hundred Forty Eight
DELEGATE TO COUNTY CONVENTION NORTON SHORES CITY 6 (Vote For 8)	Merle Scolnik	Rep	261	Two Hundred Sixty One
DELEGATE TO COUNTY CONVENTION NORTON SHORES CITY 6 (Vote For 8)	Paula VandenBosch	Rep	298	Two Hundred Ninety Eight
DELEGATE TO COUNTY CONVENTION NORTON SHORES CITY 6 (Vote For 6)	Wanda Johnson	Dem	135	One Hundred Thirty Five
DELEGATE TO COUNTY CONVENTION NORTON SHORES CITY 6 (Vote For 6)	Mark Mangione	Dem	146	One Hundred Forty Six
DELEGATE TO COUNTY CONVENTION NORTON SHORES CITY 9 (Vote For 6)	Dick Pardini	Rep	149	One Hundred Forty Nine
DELEGATE TO COUNTY CONVENTION NORTON SHORES CITY 9 (Vote For 6)	Martha Pardini	Rep	143	One Hundred Forty Three

DELEGATE TO COUNTY CONVENTION ROOSEVELT PARK CITY 2 (Vote For 4)	John Dantuma	Rep	124	One Hundred Twenty Four
DELEGATE TO COUNTY CONVENTION ROOSEVELT PARK CITY 2 (Vote For 4)	Amber Weerstra	Rep	140	One Hundred Forty
DELEGATE TO COUNTY CONVENTION ROOSEVELT PARK CITY 2 (Vote For 5)	Flo Shriver	Dem	92	Ninety Two
DELEGATE TO COUNTY CONVENTION SULLIVAN TWP (Vote For 6)	Bruce Privacky	Rep	186	One Hundred Eighty Six
DELEGATE TO COUNTY CONVENTION SULLIVAN TWP (Vote For 6)	Shirley Privacky	Rep	170	One Hundred Seventy
DELEGATE TO COUNTY CONVENTION SULLIVAN TWP (Vote For 8)	Brent Gillette	Dem	110	One Hundred Ten
DELEGATE TO COUNTY CONVENTION SULLIVAN TWP (Vote For 8)	Tammy J. Gillette	Dem	106	One Hundred Six
DELEGATE TO COUNTY CONVENTION WHITEHALL CITY (Vote For 6)	Andrew Fink	Rep	220	Two Hundred Twenty
DELEGATE TO COUNTY CONVENTION WHITEHALL CITY (Vote For 7)	Gary R. Conrad	Dem	72	Seventy Two
DELEGATE TO COUNTY CONVENTION WHITEHALL CITY (Vote For 7)	Luann Voss	Dem	69	Sixty Nine
DELEGATE TO COUNTY CONVENTION WHITEHALL CITY (Vote For 7)	Edward L. Whalen	Dem	69	Sixty Nine
DELEGATE TO COUNTY CONVENTION WHITEHALL CITY (Vote For 7)	Linda B. Whalen	Dem	70	Seventy
DELEGATE TO COUNTY CONVENTION WHITEHALL TWP (Vote For 4)	Fred S. Bertsch, III	Rep	157	One Hundred Fifty Seven
DELEGATE TO COUNTY CONVENTION WHITE RIVER TWP (Vote For 5)	Bill Durso	Rep	116	One Hundred Sixteen
DELEGATE TO COUNTY CONVENTION WHITE RIVER TWP (Vote For 5)	Holly Hughes	Rep	192	One Hundred Ninety Two
DELEGATE TO COUNTY CONVENTION WHITE RIVER TWP (Vote For 5)	Richard Hughes	Rep	134	One Hundred Thirty Four
DELEGATE TO COUNTY CONVENTION WHITE RIVER TWP (Vote For 5)	Taylor Hughes	Rep	128	One Hundred Twenty Eight
TREASURER FRUITLAND TOWNSHIP	Melissa Wilks	Dem	299	Two Hundred Ninety Nine
PARKS COMMISSIONER FRUITPORT TOWNSHIP	Jack Curtis	Rep	1467	One Thousand Four Hundred Sixty Seven
TREASURER LAKETON TOWNSHIP	Lori Archer	Rep	789	Seven Hundred Eighty Nine
CASNOVIA TOWNSHIP FIRE	YES		224	Two Hundred Twenty Four
CASNOVIA TOWNSHIP FIRE	NO		111	One Hundred Eleven
CEDAR CREEK TOWNSHIP LEVY CEDAR CREEK TWP	YES		199	One Hundred Ninety Nine
CEDAR CREEK TOWNSHIP LEVY CEDAR CREEK TWP	NO		217	Two Hundred Seventeen
FRUITPORT TOWNSHIP PUBLIC SAFETY	YES		1323	One Thousand Three Hundred Twenty Three
FRUITPORT TOWNSHIP PUBLIC SAFETY	NO		1576	One Thousand Five Hundred Seventy Six

MUSKEGON TOWNSHIP PUBLIC SAFTETY	YES	1519	One Thousand Five Hundred Nineteen
MUSKEGON TOWNSHIP PUBLIC SAFTETY	NO	952	Nine Hundred Fifty Two
MUSKEGON TOWNSHIP STREET LIGHT	YES	1344	One Thousand Three Hundred Forty Four
MUSKEGON TOWNSHIP STREET LIGHT	NO	1124	One Thousand One Hundred Twenty Four

STATEMENT OF VOTES, August Primary Election, Tuesday, August 3, 2010

MUSKEGON 61

Section 1

Names of Townships and Election Districts		PollBook	BALLOTS CAST - TOTAL											Totals
			BALLOTS CAST - TOTAL											
BLUE LAKE TOWNSHIP	Precinct 1		307											307
	Total		307											307
CASNOVIA TOWNSHIP	Precinct 1		388											388
	Total		388											388
CEDAR CREEK TOWNSHIP	Precinct 1		442											442
	Total		442											442
DALTON TOWNSHIP	Precinct 1		447											447
	Precinct 2		277											277
	Precinct 3		150											150
	Precinct 4		292											292
	Total		1166											1166
EGELSTON TOWNSHIP	Precinct 1		408											408
	Precinct 2		490											490
	Precinct 3		380											380
	Total		1278											1278
FRUITLAND TOWNSHIP	Precinct 1		496											496
	Precinct 2		332											332
	Precinct 3		295											295
	Total		1123											1123
FRUITPORT TOWNSHIP	Precinct 1		821											821
	Precinct 2		640											640
	Precinct 3		880											880
	Precinct 4		872											872
	Total		3213											3213
HOLTON TOWNSHIP	Precinct 1		289											289
	Total		289											289
LAKETON TOWNSHIP	Precinct 1		472											472
	Precinct 2		409											409
	Precinct 3		473											473
	Precinct 4		301											301
	Total		1655											1655
MONTAGUE TOWNSHIP	Precinct 1		266											266
	Total		266											266
MOORLAND TOWNSHIP	Precinct 1		235											235
	Total		235											235
MUSKEGON TOWNSHIP	Precinct 1		307											307
	Precinct 2		356											356
	Precinct 3		524											524
	Precinct 4		559											559
	Precinct 5		347											347
	Precinct 6		314											314
	Precinct 7		225											225
	Total		2632											2632
RAVENNA TOWNSHIP	Precinct 1		566											566
	Total		566											566
SULLIVAN TOWNSHIP	Precinct 1		423											423
	Total		423											423
WHITE RIVER TOWNSHIP	Precinct 1		334											334
	Total		334											334
WHITEHALL TOWNSHIP	Precinct 1		287											287
	Total		287											287
Townships Totals			14604											14604

STATEMENT OF VOTES, August Primary Election, Tuesday, August 3, 2010

Names of Townships and Election Districts

MUSKEGON 61

Section 2

		Poll Book	BALLOTS CAST - TOTAL											Totals
			BALLOTS CAST - TOTAL											
MONTAGUE CITY	Precinct 1		382											382
	Total		382											382
MUSKEGON CITY	Precinct 1		251											251
	Precinct 10		264											264
	Precinct 11		551											551
	Precinct 12		355											355
	Precinct 13		529											529
	Precinct 14		124											124
	Precinct 2		343											343
	Precinct 3		178											178
	Precinct 4		187											187
	Precinct 5		184											184
	Precinct 6		261											261
	Precinct 7		151											151
	Precinct 8		166											166
	Precinct 9		391											391
	Total		3935											3935
MUSKEGON HEIGHTS CITY	Precinct 2		88											88
	Precinct 3		118											118
	Precinct 4		75											75
	Precinct 5		181											181
	Precinct 6		201											201
	Precinct 7		151											151
	Total		814											814
NORTH MUSKEGON CITY	Precinct 1		390											390
	Precinct 2		692											692
	Total		1082											1082
NORTON SHORES CITY	Precinct 1		607											607
	Precinct 10		771											771
	Precinct 11		275											275
	Precinct 2		257											257
	Precinct 3		491											491
	Precinct 4		319											319
	Precinct 5		795											795
	Precinct 6		908											908
	Precinct 7		369											369
	Precinct 8		270											270
	Precinct 9		414											414
	Total		5476											5476
ROOSEVELT PARK CITY	Precinct 1		436											436
	Precinct 2		366											366
	Total		802											802
WHITEHALL CITY	Precinct 1		462											462
	Total		462											462
Cities Totals			12953											12953
Townships Totals			14604											14604
Grand Totals			27557											27557

STATEMENT OF VOTES, August Primary Election, Tuesday, August 3, 2010

Names of Townships and Election Districts

MUSKEGON 61

Section 1

		PollBook	BALLOTS CAST - BLANK	Totals
BLUE LAKE TOWNSHIP	Precinct 1		0	0
	Total		0	0
CASNOVIA TOWNSHIP	Precinct 1		0	0
	Total		0	0
CEDAR CREEK TOWNSHIP	Precinct 1		0	0
	Total		0	0
DALTON TOWNSHIP	Precinct 1		0	0
	Precinct 2		0	0
	Precinct 3		0	0
	Precinct 4		0	0
	Total		0	0
EGELSTON TOWNSHIP	Precinct 1		1	1
	Precinct 2		2	2
	Precinct 3		0	0
	Total		3	3
FRUITLAND TOWNSHIP	Precinct 1		0	0
	Precinct 2		1	1
	Precinct 3		0	0
	Total		1	1
FRUITPORT TOWNSHIP	Precinct 1		2	2
	Precinct 2		1	1
	Precinct 3		0	0
	Precinct 4		0	0
	Total		3	3
HOLTON TOWNSHIP	Precinct 1		0	0
	Total		0	0
LAKETON TOWNSHIP	Precinct 1		0	0
	Precinct 2		0	0
	Precinct 3		0	0
	Precinct 4		0	0
	Total		0	0
MONTAGUE TOWNSHIP	Precinct 1		0	0
	Total		0	0
MOORLAND TOWNSHIP	Precinct 1		0	0
	Total		0	0
MUSKEGON TOWNSHIP	Precinct 1		0	0
	Precinct 2		0	0
	Precinct 3		0	0
	Precinct 4		0	0
	Precinct 5		0	0
	Precinct 6		0	0
	Precinct 7		1	1
	Total		1	1
RAVENNA TOWNSHIP	Precinct 1		0	0
	Total		0	0
SULLIVAN TOWNSHIP	Precinct 1		0	0
	Total		0	0
WHITE RIVER TOWNSHIP	Precinct 1		0	0
	Total		0	0
WHITEHALL TOWNSHIP	Precinct 1		0	0
	Total		0	0
Townships Totals			8	8

STATEMENT OF VOTES, August Primary Election, Tuesday, August 3, 2010

Names of Townships and Election Districts

MUSKEGON 61

Section 2

		PollBook	BALLOTS CAST - BLANK											Totals
			BALLOTS CAST - BLANK											
MONTAGUE CITY	Precinct 1		0											0
	Total		0											0
MUSKEGON CITY	Precinct 1		0											0
	Precinct 10		0											0
	Precinct 11		1											1
	Precinct 12		0											0
	Precinct 13		0											0
	Precinct 14		0											0
	Precinct 2		0											0
	Precinct 3		1											1
	Precinct 4		1											1
	Precinct 5		1											1
	Precinct 6		2											2
	Precinct 7		0											0
	Precinct 8		0											0
	Precinct 9		0											0
	Total		6											6
MUSKEGON HEIGHTS CITY	Precinct 2		0											0
	Precinct 3		0											0
	Precinct 4		1											1
	Precinct 5		0											0
	Precinct 6		0											0
	Precinct 7		0											0
	Total		1											1
NORTH MUSKEGON CITY	Precinct 1		1											1
	Precinct 2		0											0
	Total		1											1
NORTON SHORES CITY	Precinct 1		0											0
	Precinct 10		0											0
	Precinct 11		0											0
	Precinct 2		0											0
	Precinct 3		1											1
	Precinct 4		0											0
	Precinct 5		0											0
	Precinct 6		0											0
	Precinct 7		0											0
	Precinct 8		0											0
	Precinct 9		0											0
	Total		1											1
ROOSEVELT PARK CITY	Precinct 1		0											0
	Precinct 2		0											0
	Total		0											0
WHITEHALL CITY	Precinct 1		3											3
	Total		3											3
Cities Totals			12											12
Townships Totals			8											8
Grand Totals			20											20

STATEMENT OF VOTES, August Primary Election, Tuesday, August 3, 2010

Names of Townships and Election Districts

MUSKEGON 61

Section 1

		PollBook	REGISTERED VOTERS - TOTAL	Totals
BLUE LAKE TOWNSHIP	Precinct 1		1808	1808
	Total		1808	1808
CASNOVIA TOWNSHIP	Precinct 1		1808	1808
	Total		1808	1808
CEDAR CREEK TOWNSHIP	Precinct 1		2442	2442
	Total		2442	2442
DALTON TOWNSHIP	Precinct 1		2098	2098
	Precinct 2		2284	2284
	Precinct 3		1046	1046
	Precinct 4		1415	1415
	Total		6843	6843
EGELSTON TOWNSHIP	Precinct 1		1737	1737
	Precinct 2		2736	2736
	Precinct 3		2686	2686
	Total		7159	7159
FRUITLAND TOWNSHIP	Precinct 1		1689	1689
	Precinct 2		1483	1483
	Precinct 3		1243	1243
	Total		4415	4415
FRUITPORT TOWNSHIP	Precinct 1		2298	2298
	Precinct 2		2723	2723
	Precinct 3		2427	2427
	Precinct 4		2597	2597
	Total		10045	10045
HOLTON TOWNSHIP	Precinct 1		1787	1787
	Total		1787	1787
LAKETON TOWNSHIP	Precinct 1		1568	1568
	Precinct 2		1418	1418
	Precinct 3		1971	1971
	Precinct 4		951	951
	Total		5908	5908
MONTAGUE TOWNSHIP	Precinct 1		1207	1207
	Total		1207	1207
MOORLAND TOWNSHIP	Precinct 1		1227	1227
	Total		1227	1227
MUSKEGON TOWNSHIP	Precinct 1		1610	1610
	Precinct 2		1562	1562
	Precinct 3		2032	2032
	Precinct 4		2468	2468
	Precinct 5		2001	2001
	Precinct 6		1735	1735
	Precinct 7		1699	1699
	Total		13107	13107
RAVENNA TOWNSHIP	Precinct 1		2128	2128
	Total		2128	2128
SULLIVAN TOWNSHIP	Precinct 1		1896	1896
	Total		1896	1896
WHITE RIVER TOWNSHIP	Precinct 1		1143	1143
	Total		1143	1143
WHITEHALL TOWNSHIP	Precinct 1		1360	1360
	Total		1360	1360
Townships Totals			64283	64283

STATEMENT OF VOTES, August Primary Election, Tuesday, August 3, 2010

Names of Townships and Election Districts

MUSKEGON 61

Section 2

		PollBook	REGISTERED VOTERS - TOTAL											Totals
			REGISTERED VOTERS - TOTAL											
MONTAGUE CITY	Precinct 1		1829											1829
	Total		1829											1829
MUSKEGON CITY	Precinct 1		1637											1637
	Precinct 10		1580											1580
	Precinct 11		1999											1999
	Precinct 12		1445											1445
	Precinct 13		1213											1213
	Precinct 14		1344											1344
	Precinct 2		2191											2191
	Precinct 3		1917											1917
	Precinct 4		2188											2188
	Precinct 5		2545											2545
	Precinct 6		2286											2286
	Precinct 7		2219											2219
	Precinct 8		1288											1288
	Precinct 9		2417											2417
	Total		26269											26269
MUSKEGON HEIGHTS CITY	Precinct 2		1269											1269
	Precinct 3		1229											1229
	Precinct 4		1350											1350
	Precinct 5		1207											1207
	Precinct 6		1915											1915
	Precinct 7		1677											1677
	Total		8647											8647
NORTH MUSKEGON CITY	Precinct 1		1456											1456
	Precinct 2		1596											1596
	Total		3052											3052
NORTON SHORES CITY	Precinct 1		1640											1640
	Precinct 10		2033											2033
	Precinct 11		1449											1449
	Precinct 2		1002											1002
	Precinct 3		1690											1690
	Precinct 4		2390											2390
	Precinct 5		2147											2147
	Precinct 6		2353											2353
	Precinct 7		1552											1552
	Precinct 8		976											976
	Precinct 9		1296											1296
	Total		18528											18528
ROOSEVELT PARK CITY	Precinct 1		1544											1544
	Precinct 2		1381											1381
	Total		2925											2925
WHITEHALL CITY	Precinct 1		2100											2100
	Total		2100											2100
Cities Totals			63350											63350
Townships Totals			64283											64283
Grand Totals			127633											127633

STATEMENT OF VOTES, August Primary Election, Tuesday, August 3, 2010

MUSKEGON 61

Section 1

Names of Townships and Election Districts		PollBook	REPRESENTATIVE IN CONGRESS												Totals
			Rep Bill Cooper	Rep Bill Huizenga	Rep Wayne D. Kuipers	Rep Chris Larson	Rep Field Reichardt	Rep Jay Riemersma	Rep Ted Schendel						
BLUE LAKE TOWNSHIP	Precinct 1		94	27	26	6	6	26	3						188
	Total		94	27	26	6	6	26	3						188
CASNOVIA TOWNSHIP	Precinct 1		47	76	80	9	3	88	3						306
	Total		47	76	80	9	3	88	3						306
CEDAR CREEK TOWNSHIP	Precinct 1		95	37	53	4	5	37	3						234
	Total		95	37	53	4	5	37	3						234
DALTON TOWNSHIP	Precinct 1		118	36	41	6	6	54	6						267
	Precinct 2		58	19	25	4	4	49	2						161
	Precinct 3		41	10	2	2	1	16	0						72
	Precinct 4		84	26	24	3	3	46	5						191
	Total		301	91	92	15	14	165	13						691
EGELSTON TOWNSHIP	Precinct 1		63	34	35	2	2	33	3						172
	Precinct 2		100	36	45	4	6	48	4						243
	Precinct 3		70	21	33	5	4	39	3						175
	Total		233	91	113	11	12	120	10						590
FRUITLAND TOWNSHIP	Precinct 1		155	47	34	10	14	67	0						327
	Precinct 2		68	45	20	7	10	34	2						186
	Precinct 3		80	28	17	2	14	28	3						172
	Total		303	120	71	19	38	129	5						685
FRUITPORT TOWNSHIP	Precinct 1		439	46	44	6	19	58	8						620
	Precinct 2		262	43	29	6	0	45	7						382
	Precinct 3		403	42	50	11	11	67	6						590
	Precinct 4		445	39	41	6	14	83	6						634
	Total		1539	170	164	29	44	253	27						2226
HOLTON TOWNSHIP	Precinct 1		66	15	37	3	4	37	2						164
	Total		66	15	37	3	4	37	2						164
LAKETON TOWNSHIP	Precinct 1		142	39	30	6	9	68	9						303
	Precinct 2		115	32	17	4	12	43	6						229
	Precinct 3		141	37	32	8	3	58	3						282
	Precinct 4		65	35	15	5	2	32	3						157
	Total		463	143	94	23	26	201	21						971
MONTAGUE TOWNSHIP	Precinct 1		66	53	28	3	3	38	6						197
	Total		66	53	28	3	3	38	6						197
MOORLAND TOWNSHIP	Precinct 1		53	15	52	4	9	41	1						175
	Total		53	15	52	4	9	41	1						175
MUSKEGON TOWNSHIP	Precinct 1		61	20	27	6	4	22	5						145
	Precinct 2		75	28	15	2	5	37	2						164
	Precinct 3		164	34	41	4	12	66	2						323
	Precinct 4		109	30	43	4	2	52	2						242
	Precinct 5		74	29	25	10	5	20	0						163
	Precinct 6		58	25	30	0	0	34	2						149
	Precinct 7		35	9	23	6	1	27	4						105
	Total		576	175	204	32	29	258	17						1291
RAVENNA TOWNSHIP	Precinct 1		171	62	75	6	7	129	6						456
	Total		171	62	75	6	7	129	6						456
SULLIVAN TOWNSHIP	Precinct 1		154	21	23	5	13	41	4						261
	Total		154	21	23	5	13	41	4						261
WHITE RIVER TOWNSHIP	Precinct 1		100	50	30	1	5	46	7						239
	Total		100	50	30	1	5	46	7						239
WHITEHALL TOWNSHIP	Precinct 1		78	50	27	3	3	37	5						203
	Total		78	50	27	3	3	37	5						203
Townships Totals			4339	1196	1169	173	221	1646	133						8877

STATEMENT OF VOTES, August Primary Election, Tuesday, August 3, 2010

Names of Townships and Election Districts

MUSKEGON 61

Section 2

		PollBook	REPRESENTATIVE IN CONGRESS													Totals
			Rep Bill Cooper	Rep Bill Huizenga	Rep Wayne D. Kuipers	Rep Chris Larson	Rep Field Reichardt	Rep Jay Riemersma	Rep Ted Schendel							
MONTAGUE CITY	Precinct 1		125	36	36	1	10	35	1							244
	Total		125	36	36	1	10	35	1							244
MUSKEGON CITY	Precinct 1		20	7	12	1	1	16	0							57
	Precinct 10		56	12	16	5	3	27	2							121
	Precinct 11		126	26	26	7	11	44	3							243
	Precinct 12		66	21	18	6	9	29	2							151
	Precinct 13		164	29	20	2	17	36	1							269
	Precinct 14		17	9	3	0	1	9	2							41
	Precinct 2		33	22	18	0	1	33	1							108
	Precinct 3		34	9	4	2	0	15	1							65
	Precinct 4		10	3	2	0	1	3	3							22
	Precinct 5		20	6	5	2	0	7	1							41
	Precinct 6		37	6	17	2	3	18	0							83
	Precinct 7		13	4	2	5	0	8	0							32
	Precinct 8		18	16	4	2	2	8	1							51
	Precinct 9		101	24	13	2	8	36	3							187
	Total		715	194	160	35	57	289	20							1471
MUSKEGON HEIGHTS CITY	Precinct 2		6	0	2	1	0	3	0							12
	Precinct 3		0	1	1	0	0	0	0							2
	Precinct 4		4	0	1	0	0	2	0							7
	Precinct 5		3	0	1	0	0	0	0							4
	Precinct 6		10	5	2	2	0	2	0							21
	Precinct 7		0	0	0	0	0	1	0							1
	Total		23	6	7	3	0	8	0							47
NORTH MUSKEGON CITY	Precinct 1		142	25	20	8	11	42	1							249
	Precinct 2		244	74	39	5	23	94	3							482
	Total		386	99	59	13	34	136	4							731
NORTON SHORES CITY	Precinct 1		250	49	37	6	16	79	3							440
	Precinct 10		372	49	31	10	30	89	5							586
	Precinct 11		115	18	25	4	6	27	1							196
	Precinct 2		97	16	14	2	14	25	0							168
	Precinct 3		170	43	25	4	12	75	2							331
	Precinct 4		79	22	18	4	4	26	2							155
	Precinct 5		377	51	32	7	19	78	5							569
	Precinct 6		389	61	35	10	17	104	8							644
	Precinct 7		110	35	29	4	4	60	3							245
	Precinct 8		89	25	14	4	0	25	4							161
	Precinct 9		164	34	20	5	5	30	3							261
	Total		2212	423	280	60	127	618	36							3756
ROOSEVELT PARK CITY	Precinct 1		148	22	28	3	8	59	3							271
	Precinct 2		129	20	17	4	4	51	2							227
	Total		277	42	45	7	12	110	5							498
WHITEHALL CITY	Precinct 1		134	56	32	13	12	43	7							297
	Total		134	56	32	13	12	43	7							297
Cities Totals			3872	856	619	133	252	1239	73							7044
Townships Totals			4339	1196	1169	173	221	1646	133							8877
Grand Totals			8211	2052	1788	306	473	2885	206							15921

STATEMENT OF VOTES, August Primary Election, Tuesday, August 3, 2010

MUSKEGON 61

Section 1

Names of Townships and Election Districts		PollBook	REPRESENTATIVE IN CONGRESS												Totals
			Dem Fred Johnson	Dem Nicolette McClure											
BLUE LAKE TOWNSHIP	Precinct 1		52	27											79
	Total		52	27											79
CASNOVIA TOWNSHIP	Precinct 1		33	13											46
	Total		33	13											46
CEDAR CREEK TOWNSHIP	Precinct 1		86	52											138
	Total		86	52											138
DALTON TOWNSHIP	Precinct 1		76	56											132
	Precinct 2		58	37											95
	Precinct 3		39	29											68
	Precinct 4		53	22											75
	Total		226	144											370
EGELSTON TOWNSHIP	Precinct 1		95	65											160
	Precinct 2		109	74											183
	Precinct 3		86	65											151
	Total		290	204											494
FRUITLAND TOWNSHIP	Precinct 1		75	41											116
	Precinct 2		76	36											112
	Precinct 3		52	38											90
	Total		203	115											318
FRUITPORT TOWNSHIP	Precinct 1		90	59											149
	Precinct 2		112	79											191
	Precinct 3		143	81											224
	Precinct 4		89	69											158
	Total		434	288											722
HOLTON TOWNSHIP	Precinct 1		40	51											91
	Total		40	51											91
LAKETON TOWNSHIP	Precinct 1		61	52											113
	Precinct 2		93	46											139
	Precinct 3		83	57											140
	Precinct 4		80	37											117
	Total		317	192											509
MONTAGUE TOWNSHIP	Precinct 1		36	18											54
	Total		36	18											54
MOORLAND TOWNSHIP	Precinct 1		21	16											37
	Total		21	16											37
MUSKEGON TOWNSHIP	Precinct 1		73	53											126
	Precinct 2		87	59											146
	Precinct 3		110	40											150
	Precinct 4		138	95											233
	Precinct 5		84	58											142
	Precinct 6		79	49											128
	Precinct 7		50	33											83
	Total		621	387											1008
RAVENNA TOWNSHIP	Precinct 1		40	30											70
	Total		40	30											70
SULLIVAN TOWNSHIP	Precinct 1		85	44											129
	Total		85	44											129
WHITE RIVER TOWNSHIP	Precinct 1		54	21											75
	Total		54	21											75
WHITEHALL TOWNSHIP	Precinct 1		43	22											65
	Total		43	22											65
Townships Totals			2581	1624											4205

STATEMENT OF VOTES, August Primary Election, Tuesday, August 3, 2010

Names of Townships and Election Districts

MUSKEGON 61

Section 2

| | | PollBook | REPRESENTATIVE IN CONGRESS | | |

STATEMENT OF VOTES, August Primary Election, Tuesday, August 3, 2010

MUSKEGON 61

Section 1

Names of Townships and Election Districts		PollBook	GOVERNOR												Totals
			Rep Mike Bouchard	Rep Mike Cox	Rep Tom George	Rep Pete Hoekstra	Rep Rick Snyder								
BLUE LAKE TOWNSHIP	Precinct 1		10	53	1	74	68								206
	Total		10	53	1	74	68								206
CASNOVIA TOWNSHIP	Precinct 1		8	83	5	142	92								330
	Total		8	83	5	142	92								330
CEDAR CREEK TOWNSHIP	Precinct 1		10	64	0	83	98								255
	Total		10	64	0	83	98								255
DALTON TOWNSHIP	Precinct 1		11	62	4	130	79								286
	Precinct 2		6	44	1	70	49								170
	Precinct 3		3	23	1	24	24								75
	Precinct 4		7	56	0	79	63								205
	Total		27	185	6	303	215								736
EGELSTON TOWNSHIP	Precinct 1		7	59	0	74	43								183
	Precinct 2		16	55	3	101	81								256
	Precinct 3		10	58	0	54	57								179
	Total		33	172	3	229	181								618
FRUITLAND TOWNSHIP	Precinct 1		4	69	2	148	119								342
	Precinct 2		6	42	1	85	59								193
	Precinct 3		7	32	2	70	79								190
	Total		17	143	5	303	257								725
FRUITPORT TOWNSHIP	Precinct 1		20	109	4	261	227								621
	Precinct 2		17	106	5	152	110								390
	Precinct 3		27	139	5	258	185								614
	Precinct 4		26	162	4	287	161								640
	Total		90	516	18	958	683								2265
HOLTON TOWNSHIP	Precinct 1		3	42	1	59	71								176
	Total		3	42	1	59	71								176
LAKETON TOWNSHIP	Precinct 1		9	43	7	150	105								314
	Precinct 2		7	39	3	109	81								239
	Precinct 3		10	53	4	140	91								298
	Precinct 4		10	40	2	66	46								164
	Total		36	180	16	465	323								1020
MONTAGUE TOWNSHIP	Precinct 1		9	44	0	103	47								203
	Total		9	44	0	103	47								203
MOORLAND TOWNSHIP	Precinct 1		13	41	1	72	56								183
	Total		13	41	1	72	56								183
MUSKEGON TOWNSHIP	Precinct 1		4	33	1	68	46								152
	Precinct 2		6	46	2	80	40								174
	Precinct 3		14	66	3	129	102								334
	Precinct 4		10	56	0	109	93								268
	Precinct 5		6	51	2	56	62								177
	Precinct 6		7	28	0	69	50								154
	Precinct 7		5	33	1	42	41								122
	Total		52	333	9	553	434								1381
RAVENNA TOWNSHIP	Precinct 1		15	114	2	233	109								473
	Total		15	114	2	233	109								473
SULLIVAN TOWNSHIP	Precinct 1		13	57	4	104	90								268
	Total		13	57	4	104	90								268
WHITE RIVER TOWNSHIP	Precinct 1		7	44	3	101	97								252
	Total		7	44	3	101	97								252
WHITEHALL TOWNSHIP	Precinct 1		7	41	7	96	63								214
	Total		7	41	7	96	63								214
Townships Totals			350	2112	81	3878	2884								9305

STATEMENT OF VOTES, August Primary Election, Tuesday, August 3, 2010

MUSKEGON 61

Section 2

Names of Townships and Election Districts		PollBook	GOVERNOR												
			Rep Mike Bouchard	Rep Mike Cox	Rep Tom George	Rep Pete Hoekstra	Rep Rick Snyder								Totals
MONTAGUE CITY	Precinct 1		14	51	3	116	74								258
	Total		14	51	3	116	74								258
MUSKEGON CITY	Precinct 1		3	12	0	27	19								61
	Precinct 10		4	30	0	49	44								127
	Precinct 11		16	60	1	103	70								250
	Precinct 12		6	39	2	51	57								155
	Precinct 13		9	43	0	145	73								270
	Precinct 14		1	14	0	15	12								42
	Precinct 2		2	23	3	49	35								112
	Precinct 3		3	16	1	26	22								68
	Precinct 4		0	8	0	10	4								22
	Precinct 5		2	11	0	17	15								45
	Precinct 6		2	9	1	37	37								86
	Precinct 7		1	11	0	8	12								32
	Precinct 8		1	18	1	24	10								54
	Precinct 9		9	36	3	72	69								189
	Total		59	330	12	633	479								1513
MUSKEGON HEIGHTS CITY	Precinct 2		0	1	0	6	5								12
	Precinct 3		0	0	0	1	1								2
	Precinct 4		0	4	0	0	3								7
	Precinct 5		0	0	0	1	3								4
	Precinct 6		3	5	0	8	6								23
	Precinct 7		0	1	0	0	0								1
	Total		3	12	0	16	18								49
NORTH MUSKEGON CITY	Precinct 1		9	68	0	118	69								264
	Precinct 2		21	73	5	277	128								504
	Total		30	141	5	395	197								768
NORTON SHORES CITY	Precinct 1		17	60	5	242	127								451
	Precinct 10		27	89	6	322	156								600
	Precinct 11		6	54	4	72	65								201
	Precinct 2		10	30	1	88	43								172
	Precinct 3		7	77	4	156	97								341
	Precinct 4		5	37	2	61	59								164
	Precinct 5		24	105	10	285	159								583
	Precinct 6		23	140	7	327	152								649
	Precinct 7		7	59	0	116	73								255
	Precinct 8		7	49	5	65	45								171
	Precinct 9		13	54	5	127	74								273
	Total		146	754	49	1861	1050								3860
ROOSEVELT PARK CITY	Precinct 1		13	65	4	111	84								277
	Precinct 2		12	59	3	103	58								235
	Total		25	124	7	214	142								512
WHITEHALL CITY	Precinct 1		5	59	5	147	102								318
	Total		5	59	5	147	102								318
Cities Totals			282	1471	81	3382	2062								7278
Townships Totals			350	2112	81	3878	2884								9305
Grand Totals			632	3583	162	7260	4946								16583

STATEMENT OF VOTES, August Primary Election, Tuesday, August 3, 2010

MUSKEGON 61

Section 1

Names of Townships and Election Districts		PollBook	GOVERNOR													Totals
			Dem Virg Bernero	Dem Andy Dillon												
BLUE LAKE TOWNSHIP	Precinct 1		70	20												90
	Total		70	20												90
CASNOVIA TOWNSHIP	Precinct 1		32	19												51
	Total		32	19												51
CEDAR CREEK TOWNSHIP	Precinct 1		90	67												157
	Total		90	67												157
DALTON TOWNSHIP	Precinct 1		82	57												139
	Precinct 2		65	34												99
	Precinct 3		54	13												67
	Precinct 4		54	24												78
	Total		255	128												383
EGELSTON TOWNSHIP	Precinct 1		119	62												181
	Precinct 2		117	77												194
	Precinct 3		93	70												163
	Total		329	209												538
FRUITLAND TOWNSHIP	Precinct 1		97	29												126
	Precinct 2		97	31												128
	Precinct 3		53	45												98
	Total		247	105												352
FRUITPORT TOWNSHIP	Precinct 1		101	58												159
	Precinct 2		128	75												203
	Precinct 3		159	76												235
	Precinct 4		94	83												177
	Total		482	292												774
HOLTON TOWNSHIP	Precinct 1		61	35												96
	Total		61	35												96
LAKETON TOWNSHIP	Precinct 1		91	34												125
	Precinct 2		112	44												156
	Precinct 3		77	77												154
	Precinct 4		90	37												127
	Total		370	192												562
MONTAGUE TOWNSHIP	Precinct 1		39	19												58
	Total		39	19												58
MOORLAND TOWNSHIP	Precinct 1		20	24												44
	Total		20	24												44
MUSKEGON TOWNSHIP	Precinct 1		84	53												137
	Precinct 2		109	48												157
	Precinct 3		113	50												163
	Precinct 4		171	76												247
	Precinct 5		102	47												149
	Precinct 6		83	51												134
	Precinct 7		59	30												89
	Total		721	355												1076
RAVENNA TOWNSHIP	Precinct 1		46	29												75
	Total		46	29												75
SULLIVAN TOWNSHIP	Precinct 1		102	37												139
	Total		102	37												139
WHITE RIVER TOWNSHIP	Precinct 1		58	21												79
	Total		58	21												79
WHITEHALL TOWNSHIP	Precinct 1		48	19												67
	Total		48	19												67
Townships Totals			2970	1571												4541

STATEMENT OF VOTES, August Primary Election, Tuesday, August 3, 2010

Names of Townships and Election Districts

MUSKEGON 61

Section 2

| | | PollBook | GOVERNOR | | |

STATEMENT OF VOTES, August Primary Election, Tuesday, August 3, 2010

Names of Townships and Election Districts

MUSKEGON 61

Section 1

| | | PollBook | REPRESENTATIVE 91ST DISTRICT | | |

STATEMENT OF VOTES, August Primary Election, Tuesday, August 3, 2010

Names of Townships and Election Districts

MUSKEGON 61

Section 2

| | | PollBook | REPRESENTATIVE 91ST DISTRICT | | |

STATEMENT OF VOTES, August Primary Election, Tuesday, August 3, 2010

Names of Townships and Election Districts

MUSKEGON 61

Section 1

| | | PollBook | REPRESENTATIVE 91ST DISTRICT | | |

STATEMENT OF VOTES, August Primary Election, Tuesday, August 3, 2010

Names of Townships and Election Districts

MUSKEGON 61

Section 2

		PollBook	REPRESENTATIVE 91ST DISTRICT													
			Dem Brandon Gemzer	Dem Ben Gillette												Totals
MONTAGUE CITY	Precinct 1		57	49												106
	Total		57	49												106
MUSKEGON CITY	Precinct 1															
	Precinct 10															
	Precinct 11															
	Precinct 12															
	Precinct 13															
	Precinct 14															
	Precinct 2															
	Precinct 3															
	Precinct 4															
	Precinct 5															
	Precinct 6															
	Precinct 7															
	Precinct 8															
	Precinct 9															
	Total															
MUSKEGON HEIGHTS CITY	Precinct 2															
	Precinct 3															
	Precinct 4															
	Precinct 5															
	Precinct 6															
	Precinct 7															
	Total															
NORTH MUSKEGON CITY	Precinct 1															
	Precinct 2															
	Total															
NORTON SHORES CITY	Precinct 1		32	71												103
	Precinct 10		54	89												143
	Precinct 11		22	38												60
	Precinct 2		20	37												57
	Precinct 3		39	82												121
	Precinct 4		46	82												128
	Precinct 5		53	101												154
	Precinct 6		85	111												196
	Precinct 7		54	37												91
	Precinct 8		34	57												91
	Precinct 9		60	50												110
	Total		499	755												1254
ROOSEVELT PARK CITY	Precinct 1		59	75												134
	Precinct 2		37	74												111
	Total		96	149												245
WHITEHALL CITY	Precinct 1		53	69												122
	Total		53	69												122
Cities Totals			705	1022												1727
Townships Totals			948	1478												2426
Grand Totals			1653	2500												4153

STATEMENT OF VOTES, August Primary Election, Tuesday, August 3, 2010

Names of Townships and Election Districts

MUSKEGON 61

Section 1

		PollBook	REPRESENTATIVE 92ND DISTRICT												
			Rep John McNally												Totals
BLUE LAKE TOWNSHIP	Precinct 1														
	Total														
CASNOVIA TOWNSHIP	Precinct 1														
	Total														
CEDAR CREEK TOWNSHIP	Precinct 1														
	Total														
DALTON TOWNSHIP	Precinct 1														
	Precinct 2														
	Precinct 3														
	Precinct 4														
	Total														
EGELSTON TOWNSHIP	Precinct 1														
	Precinct 2														
	Precinct 3														
	Total														
FRUITLAND TOWNSHIP	Precinct 1		249												249
	Precinct 2		141												141
	Precinct 3		135												135
	Total		525												525
FRUITPORT TOWNSHIP	Precinct 1														
	Precinct 2														
	Precinct 3														
	Precinct 4														
	Total														
HOLTON TOWNSHIP	Precinct 1														
	Total														
LAKETON TOWNSHIP	Precinct 1		244												244
	Precinct 2		160												160
	Precinct 3		221												221
	Precinct 4		128												128
	Total		753												753
MONTAGUE TOWNSHIP	Precinct 1														
	Total														
MOORLAND TOWNSHIP	Precinct 1														
	Total														
MUSKEGON TOWNSHIP	Precinct 1		114												114
	Precinct 2		132												132
	Precinct 3		232												232
	Precinct 4		180												180
	Precinct 5		126												126
	Precinct 6		113												113
	Precinct 7		82												82
	Total		979												979
RAVENNA TOWNSHIP	Precinct 1														
	Total														
SULLIVAN TOWNSHIP	Precinct 1														
	Total														
WHITE RIVER TOWNSHIP	Precinct 1														
	Total														
WHITEHALL TOWNSHIP	Precinct 1														
	Total														
Townships Totals			2257												2257

STATEMENT OF VOTES, August Primary Election, Tuesday, August 3, 2010

Names of Townships and Election Districts

MUSKEGON 61

Section 2

		PollBook	REPRESENTATIVE 92ND DISTRICT											
			Rep John McNally											Totals
MONTAGUE CITY	Precinct 1													
	Total													
MUSKEGON CITY	Precinct 1		45											45
	Precinct 10		97											97
	Precinct 11		190											190
	Precinct 12		112											112
	Precinct 13		188											188
	Precinct 14		37											37
	Precinct 2		86											86
	Precinct 3		52											52
	Precinct 4		19											19
	Precinct 5		32											32
	Precinct 6		65											65
	Precinct 7		24											24
	Precinct 8		46											46
	Precinct 9		140											140
	Total		1133											1133
MUSKEGON HEIGHTS CITY	Precinct 2		11											11
	Precinct 3		1											1
	Precinct 4		5											5
	Precinct 5		4											4
	Precinct 6		16											16
	Precinct 7		1											1
	Total		38											38
NORTH MUSKEGON CITY	Precinct 1		206											206
	Precinct 2		377											377
	Total		583											583
NORTON SHORES CITY	Precinct 1													
	Precinct 10													
	Precinct 11													
	Precinct 2													
	Precinct 3													
	Precinct 4													
	Precinct 5													
	Precinct 6													
	Precinct 7													
	Precinct 8													
	Precinct 9													
	Total													
ROOSEVELT PARK CITY	Precinct 1													
	Precinct 2													
	Total													
WHITEHALL CITY	Precinct 1													
	Total													
Cities Totals			1754											1754
Townships Totals			2257											2257
Grand Totals			4011											4011

STATEMENT OF VOTES, August Primary Election, Tuesday, August 3, 2010

MUSKEGON 61

Section 1

Names of Townships and Election Districts		PollBook	REPRESENTATIVE 92ND DISTRICT												
			Dem Marcia Hovey-Wright	Dem Steven Markel	Dem L. Scott McNeill	Dem Sean P. Mullally	Dem Charles Nash	Dem Scott Nesbit	Dem David Takitaki	Dem Willie M. Walton	Dem Steve Warmington				Totals
BLUE LAKE TOWNSHIP	Precinct 1														
	Total														
CASNOVIA TOWNSHIP	Precinct 1														
	Total														
CEDAR CREEK TOWNSHIP	Precinct 1														
	Total														
DALTON TOWNSHIP	Precinct 1														
	Precinct 2														
	Precinct 3														
	Precinct 4														
	Total														
EGELSTON TOWNSHIP	Precinct 1														
	Precinct 2														
	Precinct 3														
	Total														
FRUITLAND TOWNSHIP	Precinct 1		32	6	1	42	5	22	7	0	16	0	0	0	131
	Precinct 2		32	7	2	44	6	16	6	1	22	0	0	0	136
	Precinct 3		33	1	1	23	3	7	14	1	17	0	0	0	100
	Total		97	14	4	109	14	45	27	2	55	0	0	0	367
FRUITPORT TOWNSHIP	Precinct 1														
	Precinct 2														
	Precinct 3														
	Precinct 4														
	Total														
HOLTON TOWNSHIP	Precinct 1														
	Total														
LAKETON TOWNSHIP	Precinct 1		18	0	0	43	4	27	9	0	42	0	0	0	143
	Precinct 2		57	0	2	47	2	16	15	0	23	0	0	0	162
	Precinct 3		42	1	2	56	12	18	10	0	24	0	0	0	165
	Precinct 4		32	0	4	46	2	8	6	0	31	0	0	0	129
	Total		149	1	8	192	20	69	40	0	120	0	0	0	599
MONTAGUE TOWNSHIP	Precinct 1														
	Total														
MOORLAND TOWNSHIP	Precinct 1														
	Total														
MUSKEGON TOWNSHIP	Precinct 1		50	0	0	24	16	16	6	1	25	0	0	0	140
	Precinct 2		47	2	4	42	16	16	13	0	19	0	0	0	161
	Precinct 3		47	1	1	43	21	11	19	0	24	0	0	0	167
	Precinct 4		83	1	2	43	30	15	35	1	47	0	0	0	257
	Precinct 5		69	4	3	20	9	7	17	0	28	0	0	0	157
	Precinct 6		51	0	0	25	25	4	20	0	22	0	0	0	147
	Precinct 7		35	1	5	10	11	6	7	0	16	0	0	0	91
	Total		382	9	15	207	132	75	117	2	181	0	0	0	1120
RAVENNA TOWNSHIP	Precinct 1														
	Total														
SULLIVAN TOWNSHIP	Precinct 1														
	Total														
WHITE RIVER TOWNSHIP	Precinct 1														
	Total														
WHITEHALL TOWNSHIP	Precinct 1														
	Total														
Townships Totals			628	24	27	508	166	189	184	4	356	0	0	0	2086

STATEMENT OF VOTES, August Primary Election, Tuesday, August 3, 2010

Names of Townships and Election Districts		PollBook	REPRESENTATIVE 92ND DISTRICT												
MUSKEGON 61			Dem Marcia Hovey-Wright	Dem Steven Markel	Dem L. Scott McNeill	Dem Sean P. Mullally	Dem Charles Nash	Dem Scott Nesbit	Dem David Takitaki	Dem Willie M. Walton	Dem Steve Warmington				Totals
Section 2															
MONTAGUE CITY	Precinct 1														
	Total														
MUSKEGON CITY	Precinct 1		48	0	0	6	94	1	8	3	25	0	0	0	185
	Precinct 10		41	1	0	19	12	6	12	1	36	0	0	0	128
	Precinct 11		77	2	1	67	14	14	24	2	86	0	0	0	287
	Precinct 12		37	0	0	44	13	9	13	1	67	0	0	0	184
	Precinct 13		93	1	1	36	8	5	7	1	90	0	0	0	242
	Precinct 14		21	1	3	6	29	0	6	1	9	0	0	0	76
	Precinct 2		59	1	1	18	113	0	4	1	26	0	0	0	223
	Precinct 3		27	2	4	11	27	1	7	3	19	0	0	0	101
	Precinct 4		31	0	2	5	88	2	4	4	22	0	0	0	158
	Precinct 5		37	3	1	12	55	3	13	1	7	0	0	0	132
	Precinct 6		53	1	4	23	47	1	7	3	22	0	0	0	161
	Precinct 7		15	1	0	14	46	2	17	3	14	0	0	0	112
	Precinct 8		23	3	1	17	31	4	6	0	21	0	0	0	106
	Precinct 9		45	1	1	39	22	13	21	1	41	0	0	0	184
	Total		607	17	19	317	599	61	149	25	485	0	0	0	2279
MUSKEGON HEIGHTS CITY	Precinct 2		12	0	1	13	30	4	6	1	8	0	0	0	75
	Precinct 3		28	1	0	4	66	1	3	1	8	0	0	0	112
	Precinct 4		15	0	0	6	29	0	2	0	15	0	0	0	67
	Precinct 5		37	0	1	1	111	2	7	6	6	0	0	0	171
	Precinct 6		36	0	0	5	92	4	4	5	23	0	0	0	169
	Precinct 7		36	0	0	1	80	3	6	6	13	0	0	0	145
	Total		164	1	2	30	408	14	28	19	73	0	0	0	739
NORTH MUSKEGON CITY	Precinct 1		46	4	0	23	4	5	12	0	21	0	0	0	115
	Precinct 2		66	2	3	33	6	9	21	0	31	0	0	0	171
	Total		112	6	3	56	10	14	33	0	52	0	0	0	286
NORTON SHORES CITY	Precinct 1														
	Precinct 10														
	Precinct 11														
	Precinct 2														
	Precinct 3														
	Precinct 4														
	Precinct 5														
	Precinct 6														
	Precinct 7														
	Precinct 8														
	Precinct 9														
	Total														
ROOSEVELT PARK CITY	Precinct 1														
	Precinct 2														
	Total														
WHITEHALL CITY	Precinct 1														
	Total														
Cities Totals			883	24	24	403	1017	89	210	44	610	0	0	0	3304
Townships Totals			628	24	27	508	166	189	184	4	356	0	0	0	2086
Grand Totals			1511	48	51	911	1183	278	394	48	966	0	0	0	5390

STATEMENT OF VOTES, August Primary Election, Tuesday, August 3, 2010

Names of Townships and Election Districts

MUSKEGON 61

Section 1

		PollBook	STATE SENATOR										
			Rep Goeff Hansen										Totals
BLUE LAKE TOWNSHIP	Precinct 1		142										142
	Total		142										142
CASNOVIA TOWNSHIP	Precinct 1		251										251
	Total		251										251
CEDAR CREEK TOWNSHIP	Precinct 1		180										180
	Total		180										180
DALTON TOWNSHIP	Precinct 1		200										200
	Precinct 2		119										119
	Precinct 3		59										59
	Precinct 4		148										148
	Total		526										526
EGELSTON TOWNSHIP	Precinct 1		128										128
	Precinct 2		199										199
	Precinct 3		139										139
	Total		466										466
FRUITLAND TOWNSHIP	Precinct 1		261										261
	Precinct 2		145										145
	Precinct 3		143										143
	Total		549										549
FRUITPORT TOWNSHIP	Precinct 1		437										437
	Precinct 2		271										271
	Precinct 3		432										432
	Precinct 4		449										449
	Total		1589										1589
HOLTON TOWNSHIP	Precinct 1		132										132
	Total		132										132
LAKETON TOWNSHIP	Precinct 1		250										250
	Precinct 2		172										172
	Precinct 3		233										233
	Precinct 4		132										132
	Total		787										787
MONTAGUE TOWNSHIP	Precinct 1		171										171
	Total		171										171
MOORLAND TOWNSHIP	Precinct 1		138										138
	Total		138										138
MUSKEGON TOWNSHIP	Precinct 1		112										112
	Precinct 2		135										135
	Precinct 3		242										242
	Precinct 4		198										198
	Precinct 5		139										139
	Precinct 6		120										120
	Precinct 7		87										87
	Total		1033										1033
RAVENNA TOWNSHIP	Precinct 1		361										361
	Total		361										361
SULLIVAN TOWNSHIP	Precinct 1		207										207
	Total		207										207
WHITE RIVER TOWNSHIP	Precinct 1		176										176
	Total		176										176
WHITEHALL TOWNSHIP	Precinct 1		176										176
	Total		176										176
Townships Totals			6884										6884

STATEMENT OF VOTES, August Primary Election, Tuesday, August 3, 2010

Names of Townships and Election Districts

MUSKEGON 61

Section 2

		PollBook	STATE SENATOR											
			Rep Geoff Hansen											Totals
MONTAGUE CITY	Precinct 1		204											204
	Total		204											204
MUSKEGON CITY	Precinct 1		48											48
	Precinct 10		101											101
	Precinct 11		200											200
	Precinct 12		120											120
	Precinct 13		211											211
	Precinct 14		38											38
	Precinct 2		97											97
	Precinct 3		55											55
	Precinct 4		19											19
	Precinct 5		34											34
	Precinct 6		71											71
	Precinct 7		25											25
	Precinct 8		46											46
	Precinct 9		143											143
	Total		1208											1208
MUSKEGON HEIGHTS CITY	Precinct 2		10											10
	Precinct 3		1											1
	Precinct 4		5											5
	Precinct 5		4											4
	Precinct 6		17											17
	Precinct 7		1											1
	Total		38											38
NORTH MUSKEGON CITY	Precinct 1		207											207
	Precinct 2		373											373
	Total		580											580
NORTON SHORES CITY	Precinct 1		342											342
	Precinct 10		487											487
	Precinct 11		156											156
	Precinct 2		132											132
	Precinct 3		263											263
	Precinct 4		126											126
	Precinct 5		443											443
	Precinct 6		506											506
	Precinct 7		193											193
	Precinct 8		141											141
	Precinct 9		195											195
	Total		2984											2984
ROOSEVELT PARK CITY	Precinct 1		220											220
	Precinct 2		185											185
	Total		405											405
WHITEHALL CITY	Precinct 1		236											236
	Total		236											236
Cities Totals			5655											5655
Townships Totals			6884											6884
Grand Totals			12539											12539

STATEMENT OF VOTES, August Primary Election, Tuesday, August 3, 2010

Names of Townships and Election Districts

MUSKEGON 61

Section 1

		PollBook	STATE SENATOR										
			Dem Mary Valentine										Totals
BLUE LAKE TOWNSHIP	Precinct 1		82										82
	Total		82										82
CASNOVIA TOWNSHIP	Precinct 1		46										46
	Total		46										46
CEDAR CREEK TOWNSHIP	Precinct 1		144										144
	Total		144										144
DALTON TOWNSHIP	Precinct 1		136										136
	Precinct 2		96										96
	Precinct 3		63										63
	Precinct 4		76										76
	Total		371										371
EGELSTON TOWNSHIP	Precinct 1		160										160
	Precinct 2		183										183
	Precinct 3		147										147
	Total		490										490
FRUITLAND TOWNSHIP	Precinct 1		115										115
	Precinct 2		121										121
	Precinct 3		87										87
	Total		323										323
FRUITPORT TOWNSHIP	Precinct 1		145										145
	Precinct 2		181										181
	Precinct 3		215										215
	Precinct 4		164										164
	Total		705										705
HOLTON TOWNSHIP	Precinct 1		81										81
	Total		81										81
LAKETON TOWNSHIP	Precinct 1		112										112
	Precinct 2		150										150
	Precinct 3		147										147
	Precinct 4		117										117
	Total		526										526
MONTAGUE TOWNSHIP	Precinct 1		55										55
	Total		55										55
MOORLAND TOWNSHIP	Precinct 1		34										34
	Total		34										34
MUSKEGON TOWNSHIP	Precinct 1		123										123
	Precinct 2		144										144
	Precinct 3		157										157
	Precinct 4		235										235
	Precinct 5		135										135
	Precinct 6		124										124
	Precinct 7		77										77
	Total		995										995
RAVENNA TOWNSHIP	Precinct 1		71										71
	Total		71										71
SULLIVAN TOWNSHIP	Precinct 1		125										125
	Total		125										125
WHITE RIVER TOWNSHIP	Precinct 1		74										74
	Total		74										74
WHITEHALL TOWNSHIP	Precinct 1		60										60
	Total		60										60
Townships Totals			4182										4182

STATEMENT OF VOTES, August Primary Election, Tuesday, August 3, 2010

Names of Townships and Election Districts

MUSKEGON 61

Section 2

		PollBook	STATE SENATOR											
			Dem Mary Valentine											Totals
MONTAGUE CITY	Precinct 1		105											105
	Total		105											105
MUSKEGON CITY	Precinct 1		176											176
	Precinct 10		120											120
	Precinct 11		252											252
	Precinct 12		160											160
	Precinct 13		203											203
	Precinct 14		69											69
	Precinct 2		212											212
	Precinct 3		96											96
	Precinct 4		132											132
	Precinct 5		118											118
	Precinct 6		139											139
	Precinct 7		99											99
	Precinct 8		96											96
	Precinct 9		143											143
	Total		2015											2015
MUSKEGON HEIGHTS CITY	Precinct 2		67											67
	Precinct 3		102											102
	Precinct 4		61											61
	Precinct 5		155											155
	Precinct 6		152											152
	Precinct 7		126											126
	Total		663											663
NORTH MUSKEGON CITY	Precinct 1		102											102
	Precinct 2		148											148
	Total		250											250
NORTON SHORES CITY	Precinct 1		116											116
	Precinct 10		153											153
	Precinct 11		60											60
	Precinct 2		65											65
	Precinct 3		123											123
	Precinct 4		128											128
	Precinct 5		174											174
	Precinct 6		200											200
	Precinct 7		99											99
	Precinct 8		91											91
	Precinct 9		113											113
	Total		1322											1322
ROOSEVELT PARK CITY	Precinct 1		138											138
	Precinct 2		105											105
	Total		243											243
WHITEHALL CITY	Precinct 1		126											126
	Total		126											126
Cities Totals			4724											4724
Townships Totals			4182											4182
Grand Totals			8906											8906

STATEMENT OF VOTES, August Primary Election, Tuesday, August 3, 2010

Names of Townships and Election Districts

MUSKEGON 61

Section 1

		PollBook	DRAIN COMMISSIONER												
			Rep Daniel Bloom	Rep Joe Ferrier	Rep Brian T. Jones	Rep Geoff Newmyer									Totals
BLUE LAKE TOWNSHIP	Precinct 1		27	54	20	41									142
	Total		27	54	20	41									142
CASNOVIA TOWNSHIP	Precinct 1		64	82	42	58									246
	Total		64	82	42	58									246
CEDAR CREEK TOWNSHIP	Precinct 1		25	68	41	62									196
	Total		25	68	41	62									196
DALTON TOWNSHIP	Precinct 1		40	58	35	70									203
	Precinct 2		22	40	20	46									128
	Precinct 3		7	22	10	22									61
	Precinct 4		20	56	19	61									156
	Total		89	176	84	199									548
EGELSTON TOWNSHIP	Precinct 1		17	58	12	64									151
	Precinct 2		26	92	21	74									213
	Precinct 3		17	76	16	60									169
	Total		60	226	49	198									533
FRUITLAND TOWNSHIP	Precinct 1		46	60	36	118									260
	Precinct 2		33	45	17	57									153
	Precinct 3		26	33	15	53									127
	Total		105	139	68	228									540
FRUITPORT TOWNSHIP	Precinct 1		47	105	53	283									488
	Precinct 2		15	79	26	242									362
	Precinct 3		20	97	38	375									530
	Precinct 4		52	95	58	313									518
	Total		134	376	175	1213									1898
HOLTON TOWNSHIP	Precinct 1		34	45	18	34									131
	Total		34	45	18	34									131
LAKETON TOWNSHIP	Precinct 1		38	58	50	75									231
	Precinct 2		23	49	30	60									162
	Precinct 3		39	68	30	96									233
	Precinct 4		22	51	22	33									128
	Total		122	236	132	264									754
MONTAGUE TOWNSHIP	Precinct 1		18	52	30	65									165
	Total		18	52	30	65									165
MOORLAND TOWNSHIP	Precinct 1		31	42	23	49									145
	Total		31	42	23	49									145
MUSKEGON TOWNSHIP	Precinct 1		18	47	10	43									118
	Precinct 2		24	45	22	43									134
	Precinct 3		34	80	35	87									236
	Precinct 4		17	65	27	112									221
	Precinct 5		20	46	17	64									147
	Precinct 6		14	57	11	45									127
	Precinct 7		13	25	19	35									92
	Total		140	365	141	429									1075
RAVENNA TOWNSHIP	Precinct 1		54	108	54	128									344
	Total		54	108	54	128									344
SULLIVAN TOWNSHIP	Precinct 1		33	57	20	118									228
	Total		33	57	20	118									228
WHITE RIVER TOWNSHIP	Precinct 1		23	58	30	72									183
	Total		23	58	30	72									183
WHITEHALL TOWNSHIP	Precinct 1		26	60	28	49									163
	Total		26	60	28	49									163
Townships Totals			985	2144	955	3207									7291

STATEMENT OF VOTES, August Primary Election, Tuesday, August 3, 2010

Names of Townships and Election Districts

MUSKEGON 61

Section 2

| | | PollBook | DRAIN COMMISSIONER | | |

STATEMENT OF VOTES, August Primary Election, Tuesday, August 3, 2010

MUSKEGON 61

Section 1

Names of Townships and Election Districts		PollBook	DRAIN COMMISSIONER												Totals
			Dem Scott Babcock	Dem Gary Bole	Dem Constance C. Davis	Dem Jerome Ellis	Dem David Fisher	Dem Kevin Gue	Dem Leonard A. Jones	Dem Jim Rudicil	Dem Mike Smith	Dem Lisa Tallarico	Dem Troy L. Wasserman		
BLUE LAKE TOWNSHIP	Precinct 1		16	7	7	0	14	21	2	3	6	6	7	0	89
	Total		16	7	7	0	14	21	2	3	6	6	7	0	89
CASNOVIA TOWNSHIP	Precinct 1		12	2	0	0	15	4	0	1	3	4	1	0	42
	Total		12	2	0	0	15	4	0	1	3	4	1	0	42
CEDAR CREEK TOWNSHIP	Precinct 1		9	7	6	3	33	60	3	18	6	4	6	0	155
	Total		9	7	6	3	33	60	3	18	6	4	6	0	155
DALTON TOWNSHIP	Precinct 1		14	4	4	1	28	59	2	17	3	3	8	0	143
	Precinct 2		18	4	3	1	12	33	1	3	8	3	6	0	92
	Precinct 3		12	3	3	3	12	19	4	6	1	1	8	0	72
	Precinct 4		14	5	2	0	18	17	3	8	1	4	5	0	77
	Total		58	16	12	5	70	128	10	34	13	11	27	0	384
EGELSTON TOWNSHIP	Precinct 1		25	3	2	2	61	42	3	7	11	8	15	0	179
	Precinct 2		20	8	7	2	51	44	1	14	20	14	14	0	195
	Precinct 3		23	5	7	2	49	36	2	11	9	9	8	0	161
	Total		68	16	16	6	161	122	6	32	40	31	37	0	535
FRUITLAND TOWNSHIP	Precinct 1		26	17	2	0	22	24	1	11	5	11	6	0	125
	Precinct 2		22	29	3	0	27	18	0	11	6	3	3	0	122
	Precinct 3		11	19	5	0	22	16	1	11	2	5	3	0	95
	Total		59	65	10	0	71	58	2	33	13	19	12	0	342
FRUITPORT TOWNSHIP	Precinct 1		5	5	14	1	51	37	0	9	11	9	7	0	149
	Precinct 2		15	10	6	5	76	43	3	18	11	8	12	0	207
	Precinct 3		17	10	6	3	63	55	3	13	14	14	26	0	224
	Precinct 4		13	5	7	2	63	26	1	15	9	14	21	0	176
	Total		50	30	33	11	253	161	7	55	45	45	66	0	756
HOLTON TOWNSHIP	Precinct 1		6	4	3	0	12	46	6	6	8	4	6	0	101
	Total		6	4	3	0	12	46	6	6	8	4	6	0	101
LAKETON TOWNSHIP	Precinct 1		15	2	4	4	33	20	1	26	9	8	8	0	130
	Precinct 2		23	1	0	1	49	20	2	40	5	8	1	0	150
	Precinct 3		16	8	3	4	43	24	1	25	7	13	16	0	160
	Precinct 4		17	3	4	0	33	15	0	24	7	7	14	0	124
	Total		71	14	11	9	158	79	4	115	28	36	39	0	564
MONTAGUE TOWNSHIP	Precinct 1		19	3	5	0	7	7	0	3	3	4	4	0	55
	Total		19	3	5	0	7	7	0	3	3	4	4	0	55
MOORLAND TOWNSHIP	Precinct 1		4	2	4	1	13	7	0	2	1	3	1	0	38
	Total		4	2	4	1	13	7	0	2	1	3	1	0	38
MUSKEGON TOWNSHIP	Precinct 1		18	1	10	6	46	25	4	6	4	13	4	0	137
	Precinct 2		12	3	6	7	41	34	8	24	5	12	12	0	164
	Precinct 3		25	8	5	0	53	28	5	17	9	4	17	0	171
	Precinct 4		30	2	12	8	62	96	2	11	7	15	8	0	253
	Precinct 5		24	3	7	1	36	35	4	9	11	10	11	0	151
	Precinct 6		18	5	5	6	28	43	4	9	6	3	14	0	141
	Precinct 7		7	3	2	3	29	20	1	0	8	4	11	0	88
	Total		134	25	47	31	295	281	28	76	50	61	77	0	1105
RAVENNA TOWNSHIP	Precinct 1		10	5	2	3	20	10	1	0	4	6	4	0	65
	Total		10	5	2	3	20	10	1	0	4	6	4	0	65
SULLIVAN TOWNSHIP	Precinct 1		11	10	7	1	40	32	0	6	4	11	10	0	132
	Total		11	10	7	1	40	32	0	6	4	11	10	0	132
WHITE RIVER TOWNSHIP	Precinct 1		15	5	3	0	10	11	3	2	3	12	5	0	69
	Total		15	5	3	0	10	11	3	2	3	12	5	0	69
WHITEHALL TOWNSHIP	Precinct 1		25	2	2	1	11	5	0	3	10	1	3	0	63
	Total		25	2	2	1	11	5	0	3	10	1	3	0	63
Townships Totals			567	213	168	71	1183	1032	72	369	237	258	305	0	4495

STATEMENT OF VOTES, August Primary Election, Tuesday, August 3, 2010

Names of Townships and Election Districts

MUSKEGON 61

Section 2

		PollBook	DRAIN COMMISSIONER												
			Dem Scott Babcock	Dem Gary Bole	Dem Constance C. Davis	Dem Jerome Ellis	Dem David Fisher	Dem Kevin Glue	Dem Leonard A. Jones	Dem Jim Rudicil	Dem Mike Smith	Dem Lisa Tallarico	Dem Troy L. Wasserman		Totals
MONTAGUE CITY	Precinct 1		17	11	3	3	26	20	0	4	7	9	7	0	107
	Total		17	11	3	3	26	20	0	4	7	9	7	0	107
MUSKEGON CITY	Precinct 1		12	2	28	37	32	18	18	3	7	9	7	0	173
	Precinct 10		9	6	4	4	38	17	3	4	7	6	24	0	122
	Precinct 11		16	6	8	2	65	37	2	31	12	16	69	0	264
	Precinct 12		8	6	4	3	42	22	6	8	8	5	57	0	169
	Precinct 13		9	3	6	2	47	18	1	40	14	5	85	0	230
	Precinct 14		4	2	10	8	10	12	9	3	5	3	3	0	69
	Precinct 2		10	8	9	36	64	18	31	8	12	11	9	0	216
	Precinct 3		12	3	3	8	21	14	6	5	6	8	6	0	92
	Precinct 4		6	6	10	26	16	10	30	4	17	13	9	0	147
	Precinct 5		11	2	7	22	18	15	9	7	7	12	14	0	124
	Precinct 6		5	7	14	15	43	10	7	5	10	13	21	0	150
	Precinct 7		4	4	8	9	25	12	11	5	4	13	8	0	103
	Precinct 8		12	4	3	18	14	8	8	11	1	5	14	0	98
	Precinct 9		20	5	5	6	32	13	3	16	13	8	48	0	169
	Total		138	64	119	196	467	224	144	150	123	127	374	0	2126
MUSKEGON HEIGHTS CITY	Precinct 2		10	5	3	7	11	14	2	2	9	2	5	0	70
	Precinct 3		5	2	7	23	15	6	16	4	10	8	2	0	98
	Precinct 4		2	3	7	10	13	3	4	3	7	2	5	0	59
	Precinct 5		13	3	12	48	20	8	22	1	14	10	6	0	157
	Precinct 6		10	4	12	29	22	12	14	7	11	10	16	0	147
	Precinct 7		14	1	11	34	22	12	14	2	10	3	6	0	129
	Total		54	18	52	151	103	55	72	19	61	35	40	0	660
NORTH MUSKEGON CITY	Precinct 1		8	2	4	1	27	11	0	34	6	6	10	0	109
	Precinct 2		8	5	4	4	27	27	1	59	5	5	8	0	153
	Total		16	7	8	5	54	38	1	93	11	11	18	0	262
NORTON SHORES CITY	Precinct 1		10	0	5	3	27	12	2	13	6	4	33	0	115
	Precinct 10		13	4	1	1	43	17	2	7	6	9	43	0	146
	Precinct 11		4	0	8	3	9	14	5	2	9	5	5	0	64
	Precinct 2		3	0	3	0	15	10	0	5	4	11	11	0	62
	Precinct 3		22	5	3	4	29	9	2	10	15	6	15	0	122
	Precinct 4		18	5	4	0	29	13	2	22	14	7	13	0	127
	Precinct 5		15	3	5	3	50	8	1	20	11	8	47	0	171
	Precinct 6		17	6	7	2	47	21	3	11	17	17	69	0	217
	Precinct 7		10	2	5	0	23	12	3	6	4	13	19	0	97
	Precinct 8		10	2	4	3	22	15	2	6	3	4	22	0	93
	Precinct 9		12	8	4	0	20	17	0	16	4	5	32	0	118
	Total		134	35	49	19	314	148	22	118	93	91	309	0	1332
ROOSEVELT PARK CITY	Precinct 1		15	9	4	7	33	18	4	6	7	7	28	0	138
	Precinct 2		11	0	3	1	33	21	0	6	5	8	25	0	113
	Total		26	9	7	8	66	39	4	12	12	15	53	0	251
WHITEHALL CITY	Precinct 1		36	8	2	0	18	24	0	6	11	16	5	0	126
	Total		36	8	2	0	18	24	0	6	11	16	5	0	126
Cities Totals			421	152	240	382	1048	548	243	402	318	304	806	0	4864
Townships Totals			567	213	168	71	1183	1032	72	389	237	258	305	0	4495
Grand Totals			988	365	408	453	2231	1580	315	791	555	562	1111	0	9359

STATEMENT OF VOTES, August Primary Election, Tuesday, August 3, 2010

Names of Townships and Election Districts

MUSKEGON 61

Section 1

		PollBook	COUNTY COMMISSIONER 1ST DISTRICT										
			Rep Ken Berman										Totals
BLUE LAKE TOWNSHIP	Precinct 1												
	Total												
CASNOVIA TOWNSHIP	Precinct 1												
	Total												
CEDAR CREEK TOWNSHIP	Precinct 1												
	Total												
DALTON TOWNSHIP	Precinct 1												
	Precinct 2												
	Precinct 3												
	Precinct 4												
	Total												
EGELSTON TOWNSHIP	Precinct 1												
	Precinct 2												
	Precinct 3												
	Total												
FRUITLAND TOWNSHIP	Precinct 1		257										257
	Precinct 2		135										135
	Precinct 3		123										123
	Total		515										515
FRUITPORT TOWNSHIP	Precinct 1												
	Precinct 2												
	Precinct 3												
	Precinct 4												
	Total												
HOLTON TOWNSHIP	Precinct 1												
	Total												
LAKETON TOWNSHIP	Precinct 1												
	Precinct 2												
	Precinct 3												
	Precinct 4												
	Total												
MONTAGUE TOWNSHIP	Precinct 1		159										159
	Total		159										159
MOORLAND TOWNSHIP	Precinct 1												
	Total												
MUSKEGON TOWNSHIP	Precinct 1												
	Precinct 2												
	Precinct 3												
	Precinct 4												
	Precinct 5												
	Precinct 6												
	Precinct 7												
	Total												
RAVENNA TOWNSHIP	Precinct 1												
	Total												
SULLIVAN TOWNSHIP	Precinct 1												
	Total												
WHITE RIVER TOWNSHIP	Precinct 1		186										186
	Total		186										186
WHITEHALL TOWNSHIP	Precinct 1		155										155
	Total		155										155
Townships Totals			1015										1015

STATEMENT OF VOTES, August Primary Election, Tuesday, August 3, 2010

Names of Townships and Election Districts

MUSKEGON 61

Section 2

		PollBook	COUNTY COMMISSIONER 1ST DISTRICT											
			Rep Ken Berman											Totals
MONTAGUE CITY	Precinct 1		204											204
	Total		204											204
MUSKEGON CITY	Precinct 1													
	Precinct 10													
	Precinct 11													
	Precinct 12													
	Precinct 13													
	Precinct 14													
	Precinct 2													
	Precinct 3													
	Precinct 4													
	Precinct 5													
	Precinct 6													
	Precinct 7													
	Precinct 8													
	Precinct 9													
	Total													
MUSKEGON HEIGHTS CITY	Precinct 2													
	Precinct 3													
	Precinct 4													
	Precinct 5													
	Precinct 6													
	Precinct 7													
	Total													
NORTH MUSKEGON CITY	Precinct 1													
	Precinct 2													
	Total													
NORTON SHORES CITY	Precinct 1													
	Precinct 10													
	Precinct 11													
	Precinct 2													
	Precinct 3													
	Precinct 4													
	Precinct 5													
	Precinct 6													
	Precinct 7													
	Precinct 8													
	Precinct 9													
	Total													
ROOSEVELT PARK CITY	Precinct 1													
	Precinct 2													
	Total													
WHITEHALL CITY	Precinct 1		213											213
	Total		213											213
Cities Totals			417											417
Townships Totals			1015											1015
Grand Totals			1432											1432

STATEMENT OF VOTES, August Primary Election, Tuesday, August 3, 2010

Names of Townships and Election Districts

MUSKEGON 61

Section 1

		PollBook	COUNTY COMMISSIONER 1ST DISTRICT										
			Dem Kenneth Mahoney										Totals
BLUE LAKE TOWNSHIP	Precinct 1												
	Total												
CASNOVIA TOWNSHIP	Precinct 1												
	Total												
CEDAR CREEK TOWNSHIP	Precinct 1												
	Total												
DALTON TOWNSHIP	Precinct 1												
	Precinct 2												
	Precinct 3												
	Precinct 4												
	Total												
EGELSTON TOWNSHIP	Precinct 1												
	Precinct 2												
	Precinct 3												
	Total												
FRUITLAND TOWNSHIP	Precinct 1		114										114
	Precinct 2		116										116
	Precinct 3		88										88
	Total		318										318
FRUITPORT TOWNSHIP	Precinct 1												
	Precinct 2												
	Precinct 3												
	Precinct 4												
	Total												
HOLTON TOWNSHIP	Precinct 1												
	Total												
LAKETON TOWNSHIP	Precinct 1												
	Precinct 2												
	Precinct 3												
	Precinct 4												
	Total												
MONTAGUE TOWNSHIP	Precinct 1		58										58
	Total		58										58
MOORLAND TOWNSHIP	Precinct 1												
	Total												
MUSKEGON TOWNSHIP	Precinct 1												
	Precinct 2												
	Precinct 3												
	Precinct 4												
	Precinct 5												
	Precinct 6												
	Precinct 7												
	Total												
RAVENNA TOWNSHIP	Precinct 1												
	Total												
SULLIVAN TOWNSHIP	Precinct 1												
	Total												
WHITE RIVER TOWNSHIP	Precinct 1		71										71
	Total		71										71
WHITEHALL TOWNSHIP	Precinct 1		61										61
	Total		61										61
Townships Totals			508										508

******* Official Results *******

STATEMENT OF VOTES, August Primary Election, Tuesday, August 3, 2010

Names of Townships and Election Districts

MUSKEGON 61

Section 2

		Poll Book	COUNTY COMMISSIONER 1ST DISTRICT												
			Dem Kenneth Mahoney												Totals
MONTAGUE CITY	Precinct 1		106												106
	Total		106												106
MUSKEGON CITY	Precinct 1														
	Precinct 10														
	Precinct 11														
	Precinct 12														
	Precinct 13														
	Precinct 14														
	Precinct 2														
	Precinct 3														
	Precinct 4														
	Precinct 5														
	Precinct 6														
	Precinct 7														
	Precinct 8														
	Precinct 9														
	Total														
MUSKEGON HEIGHTS CITY	Precinct 2														
	Precinct 3														
	Precinct 4														
	Precinct 5														
	Precinct 6														
	Precinct 7														
	Total														
NORTH MUSKEGON CITY	Precinct 1														
	Precinct 2														
	Total														
NORTON SHORES CITY	Precinct 1														
	Precinct 10														
	Precinct 11														
	Precinct 2														
	Precinct 3														
	Precinct 4														
	Precinct 5														
	Precinct 6														
	Precinct 7														
	Precinct 8														
	Precinct 9														
	Total														
ROOSEVELT PARK CITY	Precinct 1														
	Precinct 2														
	Total														
WHITEHALL CITY	Precinct 1		126												126
	Total		126												126
Cities Totals			232												232
Townships Totals			508												508
Grand Totals			740												740

STATEMENT OF VOTES, August Primary Election, Tuesday, August 3, 2010

Names of Townships and Election Districts

MUSKEGON 61

Section 1

		PollBook	COUNTY COMMISSIONER 2ND DISTRICT											
			Rep Alan Jager											Totals
BLUE LAKE TOWNSHIP	Precinct 1		135											135
	Total		135											135
CASNOVIA TOWNSHIP	Precinct 1													
	Total													
CEDAR CREEK TOWNSHIP	Precinct 1		176											176
	Total		176											176
DALTON TOWNSHIP	Precinct 1		188											188
	Precinct 2		128											128
	Precinct 3		47											47
	Precinct 4		145											145
	Total		508											508
EGELSTON TOWNSHIP	Precinct 1													
	Precinct 2													
	Precinct 3													
	Total													
FRUITLAND TOWNSHIP	Precinct 1													
	Precinct 2													
	Precinct 3													
	Total													
FRUITPORT TOWNSHIP	Precinct 1													
	Precinct 2													
	Precinct 3													
	Precinct 4													
	Total													
HOLTON TOWNSHIP	Precinct 1		139											139
	Total		139											139
LAKETON TOWNSHIP	Precinct 1													
	Precinct 2													
	Precinct 3													
	Precinct 4													
	Total													
MONTAGUE TOWNSHIP	Precinct 1													
	Total													
MOORLAND TOWNSHIP	Precinct 1													
	Total													
MUSKEGON TOWNSHIP	Precinct 1													
	Precinct 2													
	Precinct 3													
	Precinct 4													
	Precinct 5													
	Precinct 6													
	Precinct 7													
	Total													
RAVENNA TOWNSHIP	Precinct 1													
	Total													
SULLIVAN TOWNSHIP	Precinct 1													
	Total													
WHITE RIVER TOWNSHIP	Precinct 1													
	Total													
WHITEHALL TOWNSHIP	Precinct 1													
	Total													
Townships Totals			958											958

STATEMENT OF VOTES, August Primary Election, Tuesday, August 3, 2010

Names of Townships and Election Districts		PollBook	COUNTY COMMISSIONER 2ND DISTRICT	
MUSKEGON 61			Rep Alan Jager	Totals
Section 2				
MONTAGUE CITY	Precinct 1			
	Total			
MUSKEGON CITY	Precinct 1			
	Precinct 10			
	Precinct 11			
	Precinct 12			
	Precinct 13			
	Precinct 14			
	Precinct 2			
	Precinct 3			
	Precinct 4			
	Precinct 5			
	Precinct 6			
	Precinct 7			
	Precinct 8			
	Precinct 9			
	Total			
MUSKEGON HEIGHTS CITY	Precinct 2			
	Precinct 3			
	Precinct 4			
	Precinct 5			
	Precinct 6			
	Precinct 7			
	Total			
NORTH MUSKEGON CITY	Precinct 1			
	Precinct 2			
	Total			
NORTON SHORES CITY	Precinct 1			
	Precinct 10			
	Precinct 11			
	Precinct 2			
	Precinct 3			
	Precinct 4			
	Precinct 5			
	Precinct 6			
	Precinct 7			
	Precinct 8			
	Precinct 9			
	Total			
ROOSEVELT PARK CITY	Precinct 1			
	Precinct 2			
	Total			
WHITEHALL CITY	Precinct 1			
	Total			
Cities Totals				
Townships Totals			958	958
Grand Totals			958	958

******* Official Results *******

Names of Townships and Election Districts

MUSKEGON 61

Section 1

		PollBook	COUNTY COMMISSIONER 2ND DISTRICT												
			Dem Charles L. Buzzell												Totals
BLUE LAKE TOWNSHIP	Precinct 1		82												82
	Total		82												82
CASNOVIA TOWNSHIP	Precinct 1														
	Total														
CEDAR CREEK TOWNSHIP	Precinct 1		135												135
	Total		135												135
DALTON TOWNSHIP	Precinct 1		132												132
	Precinct 2		91												91
	Precinct 3		62												62
	Precinct 4		70												70
	Total		355												355
EGELSTON TOWNSHIP	Precinct 1														
	Precinct 2														
	Precinct 3														
	Total														
FRUITLAND TOWNSHIP	Precinct 1														
	Precinct 2														
	Precinct 3														
	Total														
FRUITPORT TOWNSHIP	Precinct 1														
	Precinct 2														
	Precinct 3														
	Precinct 4														
	Total														
HOLTON TOWNSHIP	Precinct 1		83												83
	Total		83												83
LAKETON TOWNSHIP	Precinct 1														
	Precinct 2														
	Precinct 3														
	Precinct 4														
	Total														
MONTAGUE TOWNSHIP	Precinct 1														
	Total														
MOORLAND TOWNSHIP	Precinct 1														
	Total														
MUSKEGON TOWNSHIP	Precinct 1														
	Precinct 2														
	Precinct 3														
	Precinct 4														
	Precinct 5														
	Precinct 6														
	Precinct 7														
	Total														
RAVENNA TOWNSHIP	Precinct 1														
	Total														
SULLIVAN TOWNSHIP	Precinct 1														
	Total														
WHITE RIVER TOWNSHIP	Precinct 1														
	Total														
WHITEHALL TOWNSHIP	Precinct 1														
	Total														
Townships Totals			655												655

STATEMENT OF VOTES, August Primary Election, Tuesday, August 3, 2010

Names of Townships and Election Districts

MUSKEGON 61

Section 2

		PollBook	COUNTY COMMISSIONER 2ND DISTRICT										
			Dem Charles L. Buzzell										Totals
MONTAGUE CITY	Precinct 1												
	Total												
MUSKEGON CITY	Precinct 1												
	Precinct 10												
	Precinct 11												
	Precinct 12												
	Precinct 13												
	Precinct 14												
	Precinct 2												
	Precinct 3												
	Precinct 4												
	Precinct 5												
	Precinct 6												
	Precinct 7												
	Precinct 8												
	Precinct 9												
	Total												
MUSKEGON HEIGHTS CITY	Precinct 2												
	Precinct 3												
	Precinct 4												
	Precinct 5												
	Precinct 6												
	Precinct 7												
	Total												
NORTH MUSKEGON CITY	Precinct 1												
	Precinct 2												
	Total												
NORTON SHORES CITY	Precinct 1												
	Precinct 10												
	Precinct 11												
	Precinct 2												
	Precinct 3												
	Precinct 4												
	Precinct 5												
	Precinct 6												
	Precinct 7												
	Precinct 8												
	Precinct 9												
	Total												
ROOSEVELT PARK CITY	Precinct 1												
	Precinct 2												
	Total												
WHITEHALL CITY	Precinct 1												
	Total												
Cities Totals													
Townships Totals			655										655
Grand Totals			655										655

******* Official Results *******

STATEMENT OF VOTES, August Primary Election, Tuesday, August 3, 2010

Names of Townships and Election Districts

MUSKEGON 61

Section 1

		PollBook	COUNTY COMMISSIONER 3RD DISTRICT Rep John Snider	Totals
BLUE LAKE TOWNSHIP	Precinct 1			
	Total			
CASNOVIA TOWNSHIP	Precinct 1			
	Total			
CEDAR CREEK TOWNSHIP	Precinct 1			
	Total			
DALTON TOWNSHIP	Precinct 1			
	Precinct 2			
	Precinct 3			
	Precinct 4			
	Total			
EGELSTON TOWNSHIP	Precinct 1			
	Precinct 2			
	Precinct 3			
	Total			
FRUITLAND TOWNSHIP	Precinct 1			
	Precinct 2			
	Precinct 3			
	Total			
FRUITPORT TOWNSHIP	Precinct 1			
	Precinct 2			
	Precinct 3			
	Precinct 4			
	Total			
HOLTON TOWNSHIP	Precinct 1			
	Total			
LAKETON TOWNSHIP	Precinct 1		247	247
	Precinct 2		184	184
	Precinct 3		217	217
	Precinct 4		132	132
	Total		780	780
MONTAGUE TOWNSHIP	Precinct 1			
	Total			
MOORLAND TOWNSHIP	Precinct 1			
	Total			
MUSKEGON TOWNSHIP	Precinct 1			
	Precinct 2		136	136
	Precinct 3		236	236
	Precinct 4			
	Precinct 5			
	Precinct 6			
	Precinct 7			
	Total		372	372
RAVENNA TOWNSHIP	Precinct 1			
	Total			
SULLIVAN TOWNSHIP	Precinct 1			
	Total			
WHITE RIVER TOWNSHIP	Precinct 1			
	Total			
WHITEHALL TOWNSHIP	Precinct 1			
	Total			
Townships Totals			1152	1152

STATEMENT OF VOTES, August Primary Election, Tuesday, August 3, 2010

Names of Townships and Election Districts

MUSKEGON 61

Section 2

		PollBook	COUNTY COMMISSIONER 3RD DISTRICT											
			Rep John Snider											Totals
MONTAGUE CITY	Precinct 1													
	Total													
MUSKEGON CITY	Precinct 1													
	Precinct 10													
	Precinct 11													
	Precinct 12													
	Precinct 13													
	Precinct 14													
	Precinct 2													
	Precinct 3													
	Precinct 4													
	Precinct 5													
	Precinct 6													
	Precinct 7													
	Precinct 8													
	Precinct 9													
	Total													
MUSKEGON HEIGHTS CITY	Precinct 2													
	Precinct 3													
	Precinct 4													
	Precinct 5													
	Precinct 6													
	Precinct 7													
	Total													
NORTH MUSKEGON CITY	Precinct 1		197											197
	Precinct 2		380											380
	Total		577											577
NORTON SHORES CITY	Precinct 1													
	Precinct 10													
	Precinct 11													
	Precinct 2													
	Precinct 3													
	Precinct 4													
	Precinct 5													
	Precinct 6													
	Precinct 7													
	Precinct 8													
	Precinct 9													
	Total													
ROOSEVELT PARK CITY	Precinct 1													
	Precinct 2													
	Total													
WHITEHALL CITY	Precinct 1													
	Total													
Cities Totals			577											577
Townships Totals			1152											1152
Grand Totals			1729											1729

STATEMENT OF VOTES, August Primary Election, Tuesday, August 3, 2010

Names of Townships and Election Districts

MUSKEGON 61

Section 1

		PollBook	COUNTY COMMISSIONER 4TH DISTRICT													
			Dem James J. Derezinski	Dem Ron Hayward												Totals
BLUE LAKE TOWNSHIP	Precinct 1															
	Total															
CASNOVIA TOWNSHIP	Precinct 1															
	Total															
CEDAR CREEK TOWNSHIP	Precinct 1															
	Total															
DALTON TOWNSHIP	Precinct 1															
	Precinct 2															
	Precinct 3															
	Precinct 4															
	Total															
EGELSTON TOWNSHIP	Precinct 1		119	74												193
	Precinct 2		140	55												195
	Precinct 3		100	67												167
	Total		359	196												555
FRUITLAND TOWNSHIP	Precinct 1															
	Precinct 2															
	Precinct 3															
	Total															
FRUITPORT TOWNSHIP	Precinct 1															
	Precinct 2															
	Precinct 3															
	Precinct 4															
	Total															
HOLTON TOWNSHIP	Precinct 1															
	Total															
LAKETON TOWNSHIP	Precinct 1															
	Precinct 2															
	Precinct 3															
	Precinct 4															
	Total															
MONTAGUE TOWNSHIP	Precinct 1															
	Total															
MOORLAND TOWNSHIP	Precinct 1															
	Total															
MUSKEGON TOWNSHIP	Precinct 1															
	Precinct 2															
	Precinct 3															
	Precinct 4															
	Precinct 5		86	58												144
	Precinct 6															
	Precinct 7		43	41												84
	Total		129	99												228
RAVENNA TOWNSHIP	Precinct 1															
	Total															
SULLIVAN TOWNSHIP	Precinct 1															
	Total															
WHITE RIVER TOWNSHIP	Precinct 1															
	Total															
WHITEHALL TOWNSHIP	Precinct 1															
	Total															
Townships Totals			488	295												783

STATEMENT OF VOTES, August Primary Election, Tuesday, August 3, 2010

Names of Townships and Election Districts

MUSKEGON 61

Section 2

		PollBook	COUNTY COMMISSIONER 4TH DISTRICT												
			Dem James J. Derezinski	Dem Ron Hayward											Totals
MONTAGUE CITY	Precinct 1														
	Total														
MUSKEGON CITY	Precinct 1														
	Precinct 10														
	Precinct 11														
	Precinct 12														
	Precinct 13														
	Precinct 14														
	Precinct 2														
	Precinct 3														
	Precinct 4														
	Precinct 5														
	Precinct 6														
	Precinct 7														
	Precinct 8														
	Precinct 9														
	Total														
MUSKEGON HEIGHTS CITY	Precinct 2														
	Precinct 3														
	Precinct 4														
	Precinct 5														
	Precinct 6														
	Precinct 7														
	Total														
NORTH MUSKEGON CITY	Precinct 1														
	Precinct 2														
	Total														
NORTON SHORES CITY	Precinct 1														
	Precinct 10														
	Precinct 11														
	Precinct 2														
	Precinct 3														
	Precinct 4														
	Precinct 5														
	Precinct 6														
	Precinct 7														
	Precinct 8														
	Precinct 9														
	Total														
ROOSEVELT PARK CITY	Precinct 1														
	Precinct 2														
	Total														
WHITEHALL CITY	Precinct 1														
	Total														
Cities Totals															
Townships Totals			488	295											783
Grand Totals			488	295											783

STATEMENT OF VOTES, August Primary Election, Tuesday, August 3, 2010

Names of Townships and Election Districts

MUSKEGON 61

Section 1

		PollBook	COUNTY COMMISSIONER 5TH DISTRICT										
			Rep Marvin Engle										Totals
BLUE LAKE TOWNSHIP	Precinct 1												
	Total												
CASNOVIA TOWNSHIP	Precinct 1		237										237
	Total		237										237
CEDAR CREEK TOWNSHIP	Precinct 1												
	Total												
DALTON TOWNSHIP	Precinct 1												
	Precinct 2												
	Precinct 3												
	Precinct 4												
	Total												
EGELSTON TOWNSHIP	Precinct 1												
	Precinct 2												
	Precinct 3												
	Total												
FRUITLAND TOWNSHIP	Precinct 1												
	Precinct 2												
	Precinct 3												
	Total												
FRUITPORT TOWNSHIP	Precinct 1		449										449
	Precinct 2												
	Precinct 3												
	Precinct 4		477										477
	Total		926										926
HOLTON TOWNSHIP	Precinct 1												
	Total												
LAKETON TOWNSHIP	Precinct 1												
	Precinct 2												
	Precinct 3												
	Precinct 4												
	Total												
MONTAGUE TOWNSHIP	Precinct 1												
	Total												
MOORLAND TOWNSHIP	Precinct 1		135										135
	Total		135										135
MUSKEGON TOWNSHIP	Precinct 1												
	Precinct 2												
	Precinct 3												
	Precinct 4												
	Precinct 5												
	Precinct 6												
	Precinct 7												
	Total												
RAVENNA TOWNSHIP	Precinct 1		350										350
	Total		350										350
SULLIVAN TOWNSHIP	Precinct 1		215										215
	Total		215										215
WHITE RIVER TOWNSHIP	Precinct 1												
	Total												
WHITEHALL TOWNSHIP	Precinct 1												
	Total												
Townships Totals			1863										1863

STATEMENT OF VOTES, August Primary Election, Tuesday, August 3, 2010

Names of Townships and Election Districts

MUSKEGON 61

Section 2

		PollBook	COUNTY COMMISSIONER 5TH DISTRICT											
			Rep Marvin Engle											Totals
MONTAGUE CITY	Precinct 1													
	Total													
MUSKEGON CITY	Precinct 1													
	Precinct 10													
	Precinct 11													
	Precinct 12													
	Precinct 13													
	Precinct 14													
	Precinct 2													
	Precinct 3													
	Precinct 4													
	Precinct 5													
	Precinct 6													
	Precinct 7													
	Precinct 8													
	Precinct 9													
	Total													
MUSKEGON HEIGHTS CITY	Precinct 2													
	Precinct 3													
	Precinct 4													
	Precinct 5													
	Precinct 6													
	Precinct 7													
	Total													
NORTH MUSKEGON CITY	Precinct 1													
	Precinct 2													
	Total													
NORTON SHORES CITY	Precinct 1													
	Precinct 10													
	Precinct 11													
	Precinct 2													
	Precinct 3													
	Precinct 4													
	Precinct 5													
	Precinct 6													
	Precinct 7													
	Precinct 8													
	Precinct 9													
	Total													
ROOSEVELT PARK CITY	Precinct 1													
	Precinct 2													
	Total													
WHITEHALL CITY	Precinct 1													
	Total													
Cities Totals														
Townships Totals			1863											1863
Grand Totals			1863											1863

STATEMENT OF VOTES, August Primary Election, Tuesday, August 3, 2010

Names of Townships and Election Districts

MUSKEGON 61

Section 1

		PollBook	COUNTY COMMISSIONER 5TH DISTRICT										
			Dem Carl Wentzlof										Totals
BLUE LAKE TOWNSHIP	Precinct 1												
	Total												
CASNOVIA TOWNSHIP	Precinct 1		46										46
	Total		46										46
CEDAR CREEK TOWNSHIP	Precinct 1												
	Total												
DALTON TOWNSHIP	Precinct 1												
	Precinct 2												
	Precinct 3												
	Precinct 4												
	Total												
EGELSTON TOWNSHIP	Precinct 1												
	Precinct 2												
	Precinct 3												
	Total												
FRUITLAND TOWNSHIP	Precinct 1												
	Precinct 2												
	Precinct 3												
	Total												
FRUITPORT TOWNSHIP	Precinct 1		133										133
	Precinct 2												
	Precinct 3												
	Precinct 4		157										157
	Total		290										290
HOLTON TOWNSHIP	Precinct 1												
	Total												
LAKETON TOWNSHIP	Precinct 1												
	Precinct 2												
	Precinct 3												
	Precinct 4												
	Total												
MONTAGUE TOWNSHIP	Precinct 1												
	Total												
MOORLAND TOWNSHIP	Precinct 1		35										35
	Total		35										35
MUSKEGON TOWNSHIP	Precinct 1												
	Precinct 2												
	Precinct 3												
	Precinct 4												
	Precinct 5												
	Precinct 6												
	Precinct 7												
	Total												
RAVENNA TOWNSHIP	Precinct 1		68										68
	Total		68										68
SULLIVAN TOWNSHIP	Precinct 1		130										130
	Total		130										130
WHITE RIVER TOWNSHIP	Precinct 1												
	Total												
WHITEHALL TOWNSHIP	Precinct 1												
	Total												
Townships Totals			569										569

STATEMENT OF VOTES, August Primary Election, Tuesday, August 3, 2010

Names of Townships and Election Districts

MUSKEGON 61

Section 2

		PollBook	COUNTY COMMISSIONER 5TH DISTRICT										
			Dem Carl Wentzlof										Totals
MONTAGUE CITY	Precinct 1												
	Total												
MUSKEGON CITY	Precinct 1												
	Precinct 10												
	Precinct 11												
	Precinct 12												
	Precinct 13												
	Precinct 14												
	Precinct 2												
	Precinct 3												
	Precinct 4												
	Precinct 5												
	Precinct 6												
	Precinct 7												
	Precinct 8												
	Precinct 9												
	Total												
MUSKEGON HEIGHTS CITY	Precinct 2												
	Precinct 3												
	Precinct 4												
	Precinct 5												
	Precinct 6												
	Precinct 7												
	Total												
NORTH MUSKEGON CITY	Precinct 1												
	Precinct 2												
	Total												
NORTON SHORES CITY	Precinct 1												
	Precinct 10												
	Precinct 11												
	Precinct 2												
	Precinct 3												
	Precinct 4												
	Precinct 5												
	Precinct 6												
	Precinct 7												
	Precinct 8												
	Precinct 9												
	Total												
ROOSEVELT PARK CITY	Precinct 1												
	Precinct 2												
	Total												
WHITEHALL CITY	Precinct 1												
	Total												
Cities Totals													
Townships Totals			569										569
Grand Totals			569										569

******* Official Results *******

STATEMENT OF VOTES, August Primary Election, Tuesday, August 3, 2010

Names of Townships and Election Districts

MUSKEGON 61

Section 1

		PollBook	COUNTY COMMISSIONER 6TH DISTRICT											
			Dem Lew Collins											Totals
BLUE LAKE TOWNSHIP	Precinct 1													
	Total													
CASNOVIA TOWNSHIP	Precinct 1													
	Total													
CEDAR CREEK TOWNSHIP	Precinct 1													
	Total													
DALTON TOWNSHIP	Precinct 1													
	Precinct 2													
	Precinct 3													
	Precinct 4													
	Total													
EGELSTON TOWNSHIP	Precinct 1													
	Precinct 2													
	Precinct 3													
	Total													
FRUITLAND TOWNSHIP	Precinct 1													
	Precinct 2													
	Precinct 3													
	Total													
FRUITPORT TOWNSHIP	Precinct 1													
	Precinct 2		157											157
	Precinct 3		193											193
	Precinct 4													
	Total		350											350
HOLTON TOWNSHIP	Precinct 1													
	Total													
LAKETON TOWNSHIP	Precinct 1													
	Precinct 2													
	Precinct 3													
	Precinct 4													
	Total													
MONTAGUE TOWNSHIP	Precinct 1													
	Total													
MOORLAND TOWNSHIP	Precinct 1													
	Total													
MUSKEGON TOWNSHIP	Precinct 1													
	Precinct 2													
	Precinct 3													
	Precinct 4													
	Precinct 5													
	Precinct 6													
	Precinct 7													
	Total													
RAVENNA TOWNSHIP	Precinct 1													
	Total													
SULLIVAN TOWNSHIP	Precinct 1													
	Total													
WHITE RIVER TOWNSHIP	Precinct 1													
	Total													
WHITEHALL TOWNSHIP	Precinct 1													
	Total													
Townships Totals			350											350

STATEMENT OF VOTES, August Primary Election, Tuesday, August 3, 2010

Names of Townships and Election Districts

MUSKEGON 61

Section 2

		PollBook	COUNTY COMMISSIONER 6TH DISTRICT	
			Dem Lew Collins	Totals
MONTAGUE CITY	Precinct 1			
	Total			
MUSKEGON CITY	Precinct 1			
	Precinct 10			
	Precinct 11			
	Precinct 12			
	Precinct 13			
	Precinct 14			
	Precinct 2			
	Precinct 3		87	87
	Precinct 4			
	Precinct 5			
	Precinct 6			
	Precinct 7			
	Precinct 8			
	Precinct 9			
	Total		87	87
MUSKEGON HEIGHTS CITY	Precinct 2			
	Precinct 3			
	Precinct 4			
	Precinct 5			
	Precinct 6			
	Precinct 7			
	Total			
NORTH MUSKEGON CITY	Precinct 1			
	Precinct 2			
	Total			
NORTON SHORES CITY	Precinct 1			
	Precinct 10			
	Precinct 11			
	Precinct 2			
	Precinct 3			
	Precinct 4		116	116
	Precinct 5			
	Precinct 6			
	Precinct 7			
	Precinct 8			
	Precinct 9			
	Total		116	116
ROOSEVELT PARK CITY	Precinct 1			
	Precinct 2			
	Total			
WHITEHALL CITY	Precinct 1			
	Total			
Cities Totals			203	203
Townships Totals			350	350
Grand Totals			553	553

STATEMENT OF VOTES, August Primary Election, Tuesday, August 3, 2010

Names of Townships and Election Districts

MUSKEGON 61

Section 1

		PollBook	COUNTY COMMISSIONER 7TH DISTRICT										
			Dem Scott Plummer										Totals
BLUE LAKE TOWNSHIP	Precinct 1												
	Total												
CASNOVIA TOWNSHIP	Precinct 1												
	Total												
CEDAR CREEK TOWNSHIP	Precinct 1												
	Total												
DALTON TOWNSHIP	Precinct 1												
	Precinct 2												
	Precinct 3												
	Precinct 4												
	Total												
EGELSTON TOWNSHIP	Precinct 1												
	Precinct 2												
	Precinct 3												
	Total												
FRUITLAND TOWNSHIP	Precinct 1												
	Precinct 2												
	Precinct 3												
	Total												
FRUITPORT TOWNSHIP	Precinct 1												
	Precinct 2												
	Precinct 3												
	Precinct 4												
	Total												
HOLTON TOWNSHIP	Precinct 1												
	Total												
LAKETON TOWNSHIP	Precinct 1												
	Precinct 2												
	Precinct 3												
	Precinct 4												
	Total												
MONTAGUE TOWNSHIP	Precinct 1												
	Total												
MOORLAND TOWNSHIP	Precinct 1												
	Total												
MUSKEGON TOWNSHIP	Precinct 1		120										120
	Precinct 2												
	Precinct 3												
	Precinct 4		229										229
	Precinct 5												
	Precinct 6		122										122
	Precinct 7												
	Total		471										471
RAVENNA TOWNSHIP	Precinct 1												
	Total												
SULLIVAN TOWNSHIP	Precinct 1												
	Total												
WHITE RIVER TOWNSHIP	Precinct 1												
	Total												
WHITEHALL TOWNSHIP	Precinct 1												
	Total												
Townships Totals			471										471

STATEMENT OF VOTES, August Primary Election, Tuesday, August 3, 2010

Names of Townships and Election Districts

MUSKEGON 61

Section 2

		PollBook	COUNTY COMMISSIONER 7TH DISTRICT												
			Dem Scott Plummer												Totals
MONTAGUE CITY	Precinct 1														
	Total														
MUSKEGON CITY	Precinct 1		151												151
	Precinct 10														
	Precinct 11														
	Precinct 12														
	Precinct 13														
	Precinct 14		65												65
	Precinct 2		181												181
	Precinct 3														
	Precinct 4														
	Precinct 5														
	Precinct 6														
	Precinct 7														
	Precinct 8														
	Precinct 9														
	Total		397												397
MUSKEGON HEIGHTS CITY	Precinct 2														
	Precinct 3														
	Precinct 4														
	Precinct 5														
	Precinct 6														
	Precinct 7														
	Total														
NORTH MUSKEGON CITY	Precinct 1														
	Precinct 2														
	Total														
NORTON SHORES CITY	Precinct 1														
	Precinct 10														
	Precinct 11														
	Precinct 2														
	Precinct 3														
	Precinct 4														
	Precinct 5														
	Precinct 6														
	Precinct 7														
	Precinct 8														
	Precinct 9														
	Total														
ROOSEVELT PARK CITY	Precinct 1														
	Precinct 2														
	Total														
WHITEHALL CITY	Precinct 1														
	Total														
Cities Totals			397												397
Townships Totals			471												471
Grand Totals			868												868

STATEMENT OF VOTES, August Primary Election, Tuesday, August 3, 2010

Names of Townships and Election Districts

MUSKEGON 61

Section 1

		Poll Book	COUNTY COMMISSIONER 8TH DISTRICT											
			Dem Bill Gill	Dem Anthony Longmire										Totals
BLUE LAKE TOWNSHIP	Precinct 1													
	Total													
CASNOVIA TOWNSHIP	Precinct 1													
	Total													
CEDAR CREEK TOWNSHIP	Precinct 1													
	Total													
DALTON TOWNSHIP	Precinct 1													
	Precinct 2													
	Precinct 3													
	Precinct 4													
	Total													
EGELSTON TOWNSHIP	Precinct 1													
	Precinct 2													
	Precinct 3													
	Total													
FRUITLAND TOWNSHIP	Precinct 1													
	Precinct 2													
	Precinct 3													
	Total													
FRUITPORT TOWNSHIP	Precinct 1													
	Precinct 2													
	Precinct 3													
	Precinct 4													
	Total													
HOLTON TOWNSHIP	Precinct 1													
	Total													
LAKETON TOWNSHIP	Precinct 1													
	Precinct 2													
	Precinct 3													
	Precinct 4													
	Total													
MONTAGUE TOWNSHIP	Precinct 1													
	Total													
MOORLAND TOWNSHIP	Precinct 1													
	Total													
MUSKEGON TOWNSHIP	Precinct 1													
	Precinct 2													
	Precinct 3													
	Precinct 4													
	Precinct 5													
	Precinct 6													
	Precinct 7													
	Total													
RAVENNA TOWNSHIP	Precinct 1													
	Total													
SULLIVAN TOWNSHIP	Precinct 1													
	Total													
WHITE RIVER TOWNSHIP	Precinct 1													
	Total													
WHITEHALL TOWNSHIP	Precinct 1													
	Total													
Townships Totals														

STATEMENT OF VOTES, August Primary Election, Tuesday, August 3, 2010

Names of Townships and Election Districts

MUSKEGON 61

Section 2

		PollBook	COUNTY COMMISSIONER 8TH DISTRICT													
			Dem Bill Gill	Dem Anthony Longmire												Totals
MONTAGUE CITY	Precinct 1															
	Total															
MUSKEGON CITY	Precinct 1															
	Precinct 10															
	Precinct 11															
	Precinct 12															
	Precinct 13															
	Precinct 14															
	Precinct 2															
	Precinct 3															
	Precinct 4		77	76												153
	Precinct 5		59	67												126
	Precinct 6		67	86												153
	Precinct 7															
	Precinct 8		45	54												99
	Precinct 9		67	91												158
	Total		315	374												689
MUSKEGON HEIGHTS CITY	Precinct 2															
	Precinct 3															
	Precinct 4															
	Precinct 5															
	Precinct 6															
	Precinct 7															
	Total															
NORTH MUSKEGON CITY	Precinct 1															
	Precinct 2															
	Total															
NORTON SHORES CITY	Precinct 1															
	Precinct 10															
	Precinct 11															
	Precinct 2															
	Precinct 3															
	Precinct 4															
	Precinct 5															
	Precinct 6															
	Precinct 7															
	Precinct 8															
	Precinct 9															
	Total															
ROOSEVELT PARK CITY	Precinct 1															
	Precinct 2															
	Total															
WHITEHALL CITY	Precinct 1															
	Total															
Cities Totals			315	374												689
Townships Totals																
Grand Totals			315	374												689

STATEMENT OF VOTES, August Primary Election, Tuesday, August 3, 2010

Names of Townships and Election Districts

MUSKEGON 61

Section 1

		PollBook	COUNTY COMMISSIONER 9TH DISTRICT										
			Dem Floyd Cook, Jr.	Dem Louis A. McMurray	Dem Rillastine R. Wilkins								Totals
BLUE LAKE TOWNSHIP	Precinct 1												
	Total												
CASNOVIA TOWNSHIP	Precinct 1												
	Total												
CEDAR CREEK TOWNSHIP	Precinct 1												
	Total												
DALTON TOWNSHIP	Precinct 1												
	Precinct 2												
	Precinct 3												
	Precinct 4												
	Total												
EGELSTON TOWNSHIP	Precinct 1												
	Precinct 2												
	Precinct 3												
	Total												
FRUITLAND TOWNSHIP	Precinct 1												
	Precinct 2												
	Precinct 3												
	Total												
FRUITPORT TOWNSHIP	Precinct 1												
	Precinct 2												
	Precinct 3												
	Precinct 4												
	Total												
HOLTON TOWNSHIP	Precinct 1												
	Total												
LAKETON TOWNSHIP	Precinct 1												
	Precinct 2												
	Precinct 3												
	Precinct 4												
	Total												
MONTAGUE TOWNSHIP	Precinct 1												
	Total												
MOORLAND TOWNSHIP	Precinct 1												
	Total												
MUSKEGON TOWNSHIP	Precinct 1												
	Precinct 2												
	Precinct 3												
	Precinct 4												
	Precinct 5												
	Precinct 6												
	Precinct 7												
	Total												
RAVENNA TOWNSHIP	Precinct 1												
	Total												
SULLIVAN TOWNSHIP	Precinct 1												
	Total												
WHITE RIVER TOWNSHIP	Precinct 1												
	Total												
WHITEHALL TOWNSHIP	Precinct 1												
	Total												
Townships Totals													

STATEMENT OF VOTES, August Primary Election, Tuesday, August 3, 2010

Names of Townships and Election Districts

MUSKEGON 61

Section 2

		PollBook	COUNTY COMMISSIONER 9TH DISTRICT												
			Dem Floyd Cook, Jr.	Dem Louis A. McMurray	Dem Rillastine R. Wilkins										Totals
MONTAGUE CITY	Precinct 1														
	Total														
MUSKEGON CITY	Precinct 1														
	Precinct 10														
	Precinct 11														
	Precinct 12														
	Precinct 13														
	Precinct 14														
	Precinct 2														
	Precinct 3														
	Precinct 4														
	Precinct 5														
	Precinct 6														
	Precinct 7		40	24	43										107
	Precinct 8														
	Precinct 9														
	Total		40	24	43										107
MUSKEGON HEIGHTS CITY	Precinct 2		11	20	43										74
	Precinct 3		20	28	64										112
	Precinct 4		19	13	29										61
	Precinct 5		45	56	70										171
	Precinct 6		40	43	67										150
	Precinct 7		42	33	70										145
	Total		177	193	343										713
NORTH MUSKEGON CITY	Precinct 1														
	Precinct 2														
	Total														
NORTON SHORES CITY	Precinct 1														
	Precinct 10														
	Precinct 11														
	Precinct 2														
	Precinct 3														
	Precinct 4														
	Precinct 5														
	Precinct 6														
	Precinct 7														
	Precinct 8														
	Precinct 9														
	Total														
ROOSEVELT PARK CITY	Precinct 1														
	Precinct 2														
	Total														
WHITEHALL CITY	Precinct 1														
	Total														
Cities Totals			217	217	386										820
Townships Totals															
Grand Totals			217	217	386										820

STATEMENT OF VOTES, August Primary Election, Tuesday, August 3, 2010

Names of Townships and Election Districts

MUSKEGON 61

Section 1

		PollBook	COUNTY COMMISSIONER 10TH DISTRICT										
			Rep Amber Weerstra										Totals
BLUE LAKE TOWNSHIP	Precinct 1												
	Total												
CASNOVIA TOWNSHIP	Precinct 1												
	Total												
CEDAR CREEK TOWNSHIP	Precinct 1												
	Total												
DALTON TOWNSHIP	Precinct 1												
	Precinct 2												
	Precinct 3												
	Precinct 4												
	Total												
EGELSTON TOWNSHIP	Precinct 1												
	Precinct 2												
	Precinct 3												
	Total												
FRUITLAND TOWNSHIP	Precinct 1												
	Precinct 2												
	Precinct 3												
	Total												
FRUITPORT TOWNSHIP	Precinct 1												
	Precinct 2												
	Precinct 3												
	Precinct 4												
	Total												
HOLTON TOWNSHIP	Precinct 1												
	Total												
LAKETON TOWNSHIP	Precinct 1												
	Precinct 2												
	Precinct 3												
	Precinct 4												
	Total												
MONTAGUE TOWNSHIP	Precinct 1												
	Total												
MOORLAND TOWNSHIP	Precinct 1												
	Total												
MUSKEGON TOWNSHIP	Precinct 1												
	Precinct 2												
	Precinct 3												
	Precinct 4												
	Precinct 5												
	Precinct 6												
	Precinct 7												
	Total												
RAVENNA TOWNSHIP	Precinct 1												
	Total												
SULLIVAN TOWNSHIP	Precinct 1												
	Total												
WHITE RIVER TOWNSHIP	Precinct 1												
	Total												
WHITEHALL TOWNSHIP	Precinct 1												
	Total												
Townships Totals													

STATEMENT OF VOTES, August Primary Election, Tuesday, August 3, 2010

MUSKEGON 61

Section 2

Names of Townships and Election Districts		PollBook	COUNTY COMMISSIONER 10TH DISTRICT Rep Amber Weerstra	Totals
MONTAGUE CITY	Precinct 1			
	Total			
MUSKEGON CITY	Precinct 1			
	Precinct 10		99	99
	Precinct 11		182	182
	Precinct 12		110	110
	Precinct 13		204	204
	Precinct 14			
	Precinct 2			
	Precinct 3			
	Precinct 4			
	Precinct 5			
	Precinct 6			
	Precinct 7			
	Precinct 8			
	Precinct 9			
	Total		595	595
MUSKEGON HEIGHTS CITY	Precinct 2			
	Precinct 3			
	Precinct 4			
	Precinct 5			
	Precinct 6			
	Precinct 7			
	Total			
NORTH MUSKEGON CITY	Precinct 1			
	Precinct 2			
	Total			
NORTON SHORES CITY	Precinct 1			
	Precinct 10			
	Precinct 11			
	Precinct 2		131	131
	Precinct 3			
	Precinct 4			
	Precinct 5			
	Precinct 6			
	Precinct 7			
	Precinct 8		129	129
	Precinct 9			
	Total		260	260
ROOSEVELT PARK CITY	Precinct 1		221	221
	Precinct 2		187	187
	Total		408	408
WHITEHALL CITY	Precinct 1			
	Total			
Cities Totals			1263	1263
Townships Totals				
Grand Totals			1263	1263

STATEMENT OF VOTES, August Primary Election, Tuesday, August 3, 2010

MUSKEGON 61

Section 1

Names of Townships and Election Districts		PollBook	COUNTY COMMISSIONER 10TH DISTRICT											
			Dem Benjamin E. Cross	Dem Chris E. Jensen	Dem Matthew A. Stout	Dem Loren Sturus								Totals
BLUE LAKE TOWNSHIP	Precinct 1													
	Total													
CASNOVIA TOWNSHIP	Precinct 1													
	Total													
CEDAR CREEK TOWNSHIP	Precinct 1													
	Total													
DALTON TOWNSHIP	Precinct 1													
	Precinct 2													
	Precinct 3													
	Precinct 4													
	Total													
EGELSTON TOWNSHIP	Precinct 1													
	Precinct 2													
	Precinct 3													
	Total													
FRUITLAND TOWNSHIP	Precinct 1													
	Precinct 2													
	Precinct 3													
	Total													
FRUITPORT TOWNSHIP	Precinct 1													
	Precinct 2													
	Precinct 3													
	Precinct 4													
	Total													
HOLTON TOWNSHIP	Precinct 1													
	Total													
LAKETON TOWNSHIP	Precinct 1													
	Precinct 2													
	Precinct 3													
	Precinct 4													
	Total													
MONTAGUE TOWNSHIP	Precinct 1													
	Total													
MOORLAND TOWNSHIP	Precinct 1													
	Total													
MUSKEGON TOWNSHIP	Precinct 1													
	Precinct 2													
	Precinct 3													
	Precinct 4													
	Precinct 5													
	Precinct 6													
	Precinct 7													
	Total													
RAVENNA TOWNSHIP	Precinct 1													
	Total													
SULLIVAN TOWNSHIP	Precinct 1													
	Total													
WHITE RIVER TOWNSHIP	Precinct 1													
	Total													
WHITEHALL TOWNSHIP	Precinct 1													
	Total													
Townships Totals														

STATEMENT OF VOTES, August Primary Election, Tuesday, August 3, 2010

Names of Townships and Election Districts

MUSKEGON 61

Section 2

		PollBook	COUNTY COMMISSIONER 10TH DISTRICT											
			Dem Benjamin E. Cross	Dem Chris E. Jenson	Dem Matthew A. Stout	Dem Loren Sturrus								Totals
MONTAGUE CITY	Precinct 1													
	Total													
MUSKEGON CITY	Precinct 1													
	Precinct 10		39	44	26	11								120
	Precinct 11		113	92	40	13								258
	Precinct 12		81	61	24	4								170
	Precinct 13		93	106	10	14								223
	Precinct 14													
	Precinct 2													
	Precinct 3													
	Precinct 4													
	Precinct 5													
	Precinct 6													
	Precinct 7													
	Precinct 8													
	Precinct 9													
	Total		326	303	100	42								771
MUSKEGON HEIGHTS CITY	Precinct 2													
	Precinct 3													
	Precinct 4													
	Precinct 5													
	Precinct 6													
	Precinct 7													
	Total													
NORTH MUSKEGON CITY	Precinct 1													
	Precinct 2													
	Total													
NORTON SHORES CITY	Precinct 1													
	Precinct 10													
	Precinct 11													
	Precinct 2		28	14	10	10								62
	Precinct 3													
	Precinct 4													
	Precinct 5													
	Precinct 6													
	Precinct 7													
	Precinct 8		37	24	17	9								87
	Precinct 9													
	Total		65	38	27	19								149
ROOSEVELT PARK CITY	Precinct 1		53	47	27	7								134
	Precinct 2		35	44	24	8								111
	Total		88	91	51	15								245
WHITEHALL CITY	Precinct 1													
	Total													
Cities Totals			479	432	178	76								1165
Townships Totals														
Grand Totals			479	432	178	76								1165

STATEMENT OF VOTES, August Primary Election, Tuesday, August 3, 2010

Names of Townships and Election Districts

MUSKEGON 61

Section 1

		PollBook	COUNTY COMMISSIONER 11TH DISTRICT										
			Rep Bob Scolnik										Totals
BLUE LAKE TOWNSHIP	Precinct 1												
	Total												
CASNOVIA TOWNSHIP	Precinct 1												
	Total												
CEDAR CREEK TOWNSHIP	Precinct 1												
	Total												
DALTON TOWNSHIP	Precinct 1												
	Precinct 2												
	Precinct 3												
	Precinct 4												
	Total												
EGELSTON TOWNSHIP	Precinct 1												
	Precinct 2												
	Precinct 3												
	Total												
FRUITLAND TOWNSHIP	Precinct 1												
	Precinct 2												
	Precinct 3												
	Total												
FRUITPORT TOWNSHIP	Precinct 1												
	Precinct 2												
	Precinct 3												
	Precinct 4												
	Total												
HOLTON TOWNSHIP	Precinct 1												
	Total												
LAKETON TOWNSHIP	Precinct 1												
	Precinct 2												
	Precinct 3												
	Precinct 4												
	Total												
MONTAGUE TOWNSHIP	Precinct 1												
	Total												
MOORLAND TOWNSHIP	Precinct 1												
	Total												
MUSKEGON TOWNSHIP	Precinct 1												
	Precinct 2												
	Precinct 3												
	Precinct 4												
	Precinct 5												
	Precinct 6												
	Precinct 7												
	Total												
RAVENNA TOWNSHIP	Precinct 1												
	Total												
SULLIVAN TOWNSHIP	Precinct 1												
	Total												
WHITE RIVER TOWNSHIP	Precinct 1												
	Total												
WHITEHALL TOWNSHIP	Precinct 1												
	Total												
Townships Totals													

STATEMENT OF VOTES, August Primary Election, Tuesday, August 3, 2010

Names of Townships and Election Districts

MUSKEGON 61

Section 2

		Poll Book	COUNTY COMMISSIONER 11TH DISTRICT											
			Rep Bob Scorlik											Totals
MONTAGUE CITY	Precinct 1													
	Total													
MUSKEGON CITY	Precinct 1													
	Precinct 10													
	Precinct 11													
	Precinct 12													
	Precinct 13													
	Precinct 14													
	Precinct 2													
	Precinct 3													
	Precinct 4													
	Precinct 5													
	Precinct 6													
	Precinct 7													
	Precinct 8													
	Precinct 9													
	Total													
MUSKEGON HEIGHTS CITY	Precinct 2													
	Precinct 3													
	Precinct 4													
	Precinct 5													
	Precinct 6													
	Precinct 7													
	Total													
NORTH MUSKEGON CITY	Precinct 1													
	Precinct 2													
	Total													
NORTON SHORES CITY	Precinct 1		374											374
	Precinct 10		510											510
	Precinct 11		169											169
	Precinct 2													
	Precinct 3		270											270
	Precinct 4													
	Precinct 5		473											473
	Precinct 6		532											532
	Precinct 7		205											205
	Precinct 8													
	Precinct 9		203											203
	Total		2736											2736
ROOSEVELT PARK CITY	Precinct 1													
	Precinct 2													
	Total													
WHITEHALL CITY	Precinct 1													
	Total													
Cities Totals			2736											2736
Townships Totals														
Grand Totals			2736											2736

STATEMENT OF VOTES, August Primary Election, Tuesday, August 3, 2010

Names of Townships and Election Districts

MUSKEGON 61

Section 1

		Poll Book	COUNTY COMMISSIONER 11TH DISTRICT										
			Dem John Jay Jurkas										Totals
BLUE LAKE TOWNSHIP	Precinct 1												
	Total												
CASNOVIA TOWNSHIP	Precinct 1												
	Total												
CEDAR CREEK TOWNSHIP	Precinct 1												
	Total												
DALTON TOWNSHIP	Precinct 1												
	Precinct 2												
	Precinct 3												
	Precinct 4												
	Total												
EGELSTON TOWNSHIP	Precinct 1												
	Precinct 2												
	Precinct 3												
	Total												
FRUITLAND TOWNSHIP	Precinct 1												
	Precinct 2												
	Precinct 3												
	Total												
FRUITPORT TOWNSHIP	Precinct 1												
	Precinct 2												
	Precinct 3												
	Precinct 4												
	Total												
HOLTON TOWNSHIP	Precinct 1												
	Total												
LAKETON TOWNSHIP	Precinct 1												
	Precinct 2												
	Precinct 3												
	Precinct 4												
	Total												
MONTAGUE TOWNSHIP	Precinct 1												
	Total												
MOORLAND TOWNSHIP	Precinct 1												
	Total												
MUSKEGON TOWNSHIP	Precinct 1												
	Precinct 2												
	Precinct 3												
	Precinct 4												
	Precinct 5												
	Precinct 6												
	Precinct 7												
	Total												
RAVENNA TOWNSHIP	Precinct 1												
	Total												
SULLIVAN TOWNSHIP	Precinct 1												
	Total												
WHITE RIVER TOWNSHIP	Precinct 1												
	Total												
WHITEHALL TOWNSHIP	Precinct 1												
	Total												
Townships Totals													

STATEMENT OF VOTES, August Primary Election, Tuesday, August 3, 2010

Names of Townships and Election Districts

MUSKEGON 61

Section 2

		PollBook	COUNTY COMMISSIONER 11TH DISTRICT											
			Dem John Jay Jurkas											Totals
MONTAGUE CITY	Precinct 1													
	Total													
MUSKEGON CITY	Precinct 1													
	Precinct 10													
	Precinct 11													
	Precinct 12													
	Precinct 13													
	Precinct 14													
	Precinct 2													
	Precinct 3													
	Precinct 4													
	Precinct 5													
	Precinct 6													
	Precinct 7													
	Precinct 8													
	Precinct 9													
	Total													
MUSKEGON HEIGHTS CITY	Precinct 2													
	Precinct 3													
	Precinct 4													
	Precinct 5													
	Precinct 6													
	Precinct 7													
	Total													
NORTH MUSKEGON CITY	Precinct 1													
	Precinct 2													
	Total													
NORTON SHORES CITY	Precinct 1		104											104
	Precinct 10		128											128
	Precinct 11		61											61
	Precinct 2													
	Precinct 3		119											119
	Precinct 4													
	Precinct 5		153											153
	Precinct 6		187											187
	Precinct 7		86											86
	Precinct 8													
	Precinct 9		107											107
	Total		945											945
ROOSEVELT PARK CITY	Precinct 1													
	Precinct 2													
	Total													
WHITEHALL CITY	Precinct 1													
	Total													
Cities Totals			945											945
Townships Totals														
Grand Totals			945											945

STATEMENT OF VOTES, August Primary Election, Tuesday, August 3, 2010

Names of Townships and Election Districts

MUSKEGON 61

Section 1

		PollBook	DELEGATE TO COUNTY CONVENTION BLUE LAKE TWP (Vote For 5)												
			Rep Eric G. Rothoff												Totals
BLUE LAKE TOWNSHIP	Precinct 1		134												134
	Total		134												134
CASNOVIA TOWNSHIP	Precinct 1														
	Total														
CEDAR CREEK TOWNSHIP	Precinct 1														
	Total														
DALTON TOWNSHIP	Precinct 1														
	Precinct 2														
	Precinct 3														
	Precinct 4														
	Total														
EGELSTON TOWNSHIP	Precinct 1														
	Precinct 2														
	Precinct 3														
	Total														
FRUITLAND TOWNSHIP	Precinct 1														
	Precinct 2														
	Precinct 3														
	Total														
FRUITPORT TOWNSHIP	Precinct 1														
	Precinct 2														
	Precinct 3														
	Precinct 4														
	Total														
HOLTON TOWNSHIP	Precinct 1														
	Total														
LAKETON TOWNSHIP	Precinct 1														
	Precinct 2														
	Precinct 3														
	Precinct 4														
	Total														
MONTAGUE TOWNSHIP	Precinct 1														
	Total														
MOORLAND TOWNSHIP	Precinct 1														
	Total														
MUSKEGON TOWNSHIP	Precinct 1														
	Precinct 2														
	Precinct 3														
	Precinct 4														
	Precinct 5														
	Precinct 6														
	Precinct 7														
	Total														
RAVENNA TOWNSHIP	Precinct 1														
	Total														
SULLIVAN TOWNSHIP	Precinct 1														
	Total														
WHITE RIVER TOWNSHIP	Precinct 1														
	Total														
WHITEHALL TOWNSHIP	Precinct 1														
	Total														
Townships Totals			134												134

STATEMENT OF VOTES, August Primary Election, Tuesday, August 3, 2010

Names of Townships and Election Districts

MUSKEGON 61

Section 2

		PollBook	DELEGATE TO COUNTY CONVENTION BLUE LAKE TWP (Vote For 5)										
			Rep Eric G. Rothoff										Totals
MONTAGUE CITY	Precinct 1												
	Total												
MUSKEGON CITY	Precinct 1												
	Precinct 10												
	Precinct 11												
	Precinct 12												
	Precinct 13												
	Precinct 14												
	Precinct 2												
	Precinct 3												
	Precinct 4												
	Precinct 5												
	Precinct 6												
	Precinct 7												
	Precinct 8												
	Precinct 9												
	Total												
MUSKEGON HEIGHTS CITY	Precinct 2												
	Precinct 3												
	Precinct 4												
	Precinct 5												
	Precinct 6												
	Precinct 7												
	Total												
NORTH MUSKEGON CITY	Precinct 1												
	Precinct 2												
	Total												
NORTON SHORES CITY	Precinct 1												
	Precinct 10												
	Precinct 11												
	Precinct 2												
	Precinct 3												
	Precinct 4												
	Precinct 5												
	Precinct 6												
	Precinct 7												
	Precinct 8												
	Precinct 9												
	Total												
ROOSEVELT PARK CITY	Precinct 1												
	Precinct 2												
	Total												
WHITEHALL CITY	Precinct 1												
	Total												
Cities Totals													
Townships Totals			134										134
Grand Totals			134										134

STATEMENT OF VOTES, August Primary Election, Tuesday, August 3, 2010

Names of Townships and Election Districts

MUSKEGON 61

Section 1

		PollBook	DELEGATE TO COUNTY CONVENTION CASNOVIA TWP (Vote For 6)											
			Dem Dan Koshaba											Totals
BLUE LAKE TOWNSHIP	Precinct 1													
	Total													
CASNOVIA TOWNSHIP	Precinct 1		44											44
	Total		44											44
CEDAR CREEK TOWNSHIP	Precinct 1													
	Total													
DALTON TOWNSHIP	Precinct 1													
	Precinct 2													
	Precinct 3													
	Precinct 4													
	Total													
EGELSTON TOWNSHIP	Precinct 1													
	Precinct 2													
	Precinct 3													
	Total													
FRUITLAND TOWNSHIP	Precinct 1													
	Precinct 2													
	Precinct 3													
	Total													
FRUITPORT TOWNSHIP	Precinct 1													
	Precinct 2													
	Precinct 3													
	Precinct 4													
	Total													
HOLTON TOWNSHIP	Precinct 1													
	Total													
LAKETON TOWNSHIP	Precinct 1													
	Precinct 2													
	Precinct 3													
	Precinct 4													
	Total													
MONTAGUE TOWNSHIP	Precinct 1													
	Total													
MOORLAND TOWNSHIP	Precinct 1													
	Total													
MUSKEGON TOWNSHIP	Precinct 1													
	Precinct 2													
	Precinct 3													
	Precinct 4													
	Precinct 5													
	Precinct 6													
	Precinct 7													
	Total													
RAVENNA TOWNSHIP	Precinct 1													
	Total													
SULLIVAN TOWNSHIP	Precinct 1													
	Total													
WHITE RIVER TOWNSHIP	Precinct 1													
	Total													
WHITEHALL TOWNSHIP	Precinct 1													
	Total													
Townships Totals			44											44

STATEMENT OF VOTES, August Primary Election, Tuesday, August 3, 2010

Names of Townships and Election Districts

MUSKEGON 61

Section 2

		PollBook	DELEGATE TO COUNTY CONVENTION CASNOVIA TWP (Vote For 6)	
			Dem Dan Kosheba	Totals
MONTAGUE CITY	Precinct 1			
	Total			
MUSKEGON CITY	Precinct 1			
	Precinct 10			
	Precinct 11			
	Precinct 12			
	Precinct 13			
	Precinct 14			
	Precinct 2			
	Precinct 3			
	Precinct 4			
	Precinct 5			
	Precinct 6			
	Precinct 7			
	Precinct 8			
	Precinct 9			
	Total			
MUSKEGON HEIGHTS CITY	Precinct 2			
	Precinct 3			
	Precinct 4			
	Precinct 5			
	Precinct 6			
	Precinct 7			
	Total			
NORTH MUSKEGON CITY	Precinct 1			
	Precinct 2			
	Total			
NORTON SHORES CITY	Precinct 1			
	Precinct 10			
	Precinct 11			
	Precinct 2			
	Precinct 3			
	Precinct 4			
	Precinct 5			
	Precinct 6			
	Precinct 7			
	Precinct 8			
	Precinct 9			
	Total			
ROOSEVELT PARK CITY	Precinct 1			
	Precinct 2			
	Total			
WHITEHALL CITY	Precinct 1			
	Total			
Cities Totals				
Townships Totals			44	44
Grand Totals			44	44

STATEMENT OF VOTES, August Primary Election, Tuesday, August 3, 2010

Names of Townships and Election Districts

MUSKEGON 61

Section 1

		PollBook	DELEGATE TO COUNTY CONVENTION CEDAR CREEK TWP (Vote For 9)												
			Dem Patricia Wright	Dem Robert Wright											Totals
BLUE LAKE TOWNSHIP	Precinct 1														
	Total														
CASNOVIA TOWNSHIP	Precinct 1														
	Total														
CEDAR CREEK TOWNSHIP	Precinct 1		107	89											196
	Total		107	89											196
DALTON TOWNSHIP	Precinct 1														
	Precinct 2														
	Precinct 3														
	Precinct 4														
	Total														
EGELSTON TOWNSHIP	Precinct 1														
	Precinct 2														
	Precinct 3														
	Total														
FRUITLAND TOWNSHIP	Precinct 1														
	Precinct 2														
	Precinct 3														
	Total														
FRUITPORT TOWNSHIP	Precinct 1														
	Precinct 2														
	Precinct 3														
	Precinct 4														
	Total														
HOLTON TOWNSHIP	Precinct 1														
	Total														
LAKETON TOWNSHIP	Precinct 1														
	Precinct 2														
	Precinct 3														
	Precinct 4														
	Total														
MONTAGUE TOWNSHIP	Precinct 1														
	Total														
MOORLAND TOWNSHIP	Precinct 1														
	Total														
MUSKEGON TOWNSHIP	Precinct 1														
	Precinct 2														
	Precinct 3														
	Precinct 4														
	Precinct 5														
	Precinct 6														
	Precinct 7														
	Total														
RAVENNA TOWNSHIP	Precinct 1														
	Total														
SULLIVAN TOWNSHIP	Precinct 1														
	Total														
WHITE RIVER TOWNSHIP	Precinct 1														
	Total														
WHITEHALL TOWNSHIP	Precinct 1														
	Total														
Townships Totals			107	89											196

STATEMENT OF VOTES, August Primary Election, Tuesday, August 3, 2010

MUSKEGON 61

Section 2

Names of Townships and Election Districts		PollBook	DELEGATE TO COUNTY CONVENTION CEDAR CREEK TWP (Vote For 9)											
			Dem Patricia Wright	Dem Robert Wright										Totals
MONTAGUE CITY	Precinct 1													
	Total													
MUSKEGON CITY	Precinct 1													
	Precinct 10													
	Precinct 11													
	Precinct 12													
	Precinct 13													
	Precinct 14													
	Precinct 2													
	Precinct 3													
	Precinct 4													
	Precinct 5													
	Precinct 6													
	Precinct 7													
	Precinct 8													
	Precinct 9													
	Total													
MUSKEGON HEIGHTS CITY	Precinct 2													
	Precinct 3													
	Precinct 4													
	Precinct 5													
	Precinct 6													
	Precinct 7													
	Total													
NORTH MUSKEGON CITY	Precinct 1													
	Precinct 2													
	Total													
NORTON SHORES CITY	Precinct 1													
	Precinct 10													
	Precinct 11													
	Precinct 2													
	Precinct 3													
	Precinct 4													
	Precinct 5													
	Precinct 6													
	Precinct 7													
	Precinct 8													
	Precinct 9													
	Total													
ROOSEVELT PARK CITY	Precinct 1													
	Precinct 2													
	Total													
WHITEHALL CITY	Precinct 1													
	Total													
Cities Totals														
Townships Totals			107	89										196
Grand Totals			107	89										196

STATEMENT OF VOTES, August Primary Election, Tuesday, August 3, 2010

Names of Townships and Election Districts

MUSKEGON 61

Section 1

		PollBook	DELEGATE TO COUNTY CONVENTION DALTON TWP 1 (Vote For 6)												
			Rep Sharon S. Hanson	Rep Thomas A. Jacobs	Rep David M. Wells										Totals
BLUE LAKE TOWNSHIP	Precinct 1														
	Total														
CASNOVIA TOWNSHIP	Precinct 1														
	Total														
CEDAR CREEK TOWNSHIP	Precinct 1														
	Total														
DALTON TOWNSHIP	Precinct 1		118	106	150										374
	Precinct 2														
	Precinct 3														
	Precinct 4														
	Total		118	106	150										374
EGELSTON TOWNSHIP	Precinct 1														
	Precinct 2														
	Precinct 3														
	Total														
FRUITLAND TOWNSHIP	Precinct 1														
	Precinct 2														
	Precinct 3														
	Total														
FRUITPORT TOWNSHIP	Precinct 1														
	Precinct 2														
	Precinct 3														
	Precinct 4														
	Total														
HOLTON TOWNSHIP	Precinct 1														
	Total														
LAKETON TOWNSHIP	Precinct 1														
	Precinct 2														
	Precinct 3														
	Precinct 4														
	Total														
MONTAGUE TOWNSHIP	Precinct 1														
	Total														
MOORLAND TOWNSHIP	Precinct 1														
	Total														
MUSKEGON TOWNSHIP	Precinct 1														
	Precinct 2														
	Precinct 3														
	Precinct 4														
	Precinct 5														
	Precinct 6														
	Precinct 7														
	Total														
RAVENNA TOWNSHIP	Precinct 1														
	Total														
SULLIVAN TOWNSHIP	Precinct 1														
	Total														
WHITE RIVER TOWNSHIP	Precinct 1														
	Total														
WHITEHALL TOWNSHIP	Precinct 1														
	Total														
Townships Totals			118	106	150										374

STATEMENT OF VOTES, August Primary Election, Tuesday, August 3, 2010

Names of Townships and Election Districts		PollBook	DELEGATE TO COUNTY CONVENTION DALTON TWP 1 (Vote For 6)												
MUSKEGON 61			Rep Sharon S. Hanson	Rep Thomas A. Jacobs	Rep David M. Wells										Totals
Section 2															
MONTAGUE CITY	Precinct 1														
	Total														
MUSKEGON CITY	Precinct 1														
	Precinct 10														
	Precinct 11														
	Precinct 12														
	Precinct 13														
	Precinct 14														
	Precinct 2														
	Precinct 3														
	Precinct 4														
	Precinct 5														
	Precinct 6														
	Precinct 7														
	Precinct 8														
	Precinct 9														
	Total														
MUSKEGON HEIGHTS CITY	Precinct 2														
	Precinct 3														
	Precinct 4														
	Precinct 5														
	Precinct 6														
	Precinct 7														
	Total														
NORTH MUSKEGON CITY	Precinct 1														
	Precinct 2														
	Total														
NORTON SHORES CITY	Precinct 1														
	Precinct 10														
	Precinct 11														
	Precinct 2														
	Precinct 3														
	Precinct 4														
	Precinct 5														
	Precinct 6														
	Precinct 7														
	Precinct 8														
	Precinct 9														
	Total														
ROOSEVELT PARK CITY	Precinct 1														
	Precinct 2														
	Total														
WHITEHALL CITY	Precinct 1														
	Total														
Cities Totals															
Townships Totals			118	106	150										374
Grand Totals			118	106	150										374

STATEMENT OF VOTES, August Primary Election, Tuesday, August 3, 2010

Names of Townships and Election Districts

MUSKEGON 61

Section 1

		PollBook	DELEGATE TO COUNTY CONVENTION DALTON TWP 1 (Vote For 7)												
			Dem Ryan Bennett	Dem Cleo Falbe	Dem Kevin Gue	Dem Penny Salisz									Totals
BLUE LAKE TOWNSHIP	Precinct 1														
	Total														
CASNOVIA TOWNSHIP	Precinct 1														
	Total														
CEDAR CREEK TOWNSHIP	Precinct 1														
	Total														
DALTON TOWNSHIP	Precinct 1		70	63	104	77									314
	Precinct 2														
	Precinct 3														
	Precinct 4														
	Total		70	63	104	77									314
EGELSTON TOWNSHIP	Precinct 1														
	Precinct 2														
	Precinct 3														
	Total														
FRUITLAND TOWNSHIP	Precinct 1														
	Precinct 2														
	Precinct 3														
	Total														
FRUITPORT TOWNSHIP	Precinct 1														
	Precinct 2														
	Precinct 3														
	Precinct 4														
	Total														
HOLTON TOWNSHIP	Precinct 1														
	Total														
LAKETON TOWNSHIP	Precinct 1														
	Precinct 2														
	Precinct 3														
	Precinct 4														
	Total														
MONTAGUE TOWNSHIP	Precinct 1														
	Total														
MOORLAND TOWNSHIP	Precinct 1														
	Total														
MUSKEGON TOWNSHIP	Precinct 1														
	Precinct 2														
	Precinct 3														
	Precinct 4														
	Precinct 5														
	Precinct 6														
	Precinct 7														
	Total														
RAVENNA TOWNSHIP	Precinct 1														
	Total														
SULLIVAN TOWNSHIP	Precinct 1														
	Total														
WHITE RIVER TOWNSHIP	Precinct 1														
	Total														
WHITEHALL TOWNSHIP	Precinct 1														
	Total														
Townships Totals			70	63	104	77									314

STATEMENT OF VOTES, August Primary Election, Tuesday, August 3, 2010

Names of Townships and Election Districts		PollBook	DELEGATE TO COUNTY CONVENTION DALTON TWP 1 (Vote For 7)											
MUSKEGON 61			Dem Ryan Bennett	Dem Cleo Faibe	Dem Kevin Glue	Dem Penny Sallsz								Totals
Section 2														
MONTAGUE CITY	Precinct 1													
	Total													
MUSKEGON CITY	Precinct 1													
	Precinct 10													
	Precinct 11													
	Precinct 12													
	Precinct 13													
	Precinct 14													
	Precinct 2													
	Precinct 3													
	Precinct 4													
	Precinct 5													
	Precinct 6													
	Precinct 7													
	Precinct 8													
	Precinct 9													
	Total													
MUSKEGON HEIGHTS CITY	Precinct 2													
	Precinct 3													
	Precinct 4													
	Precinct 5													
	Precinct 6													
	Precinct 7													
	Total													
NORTH MUSKEGON CITY	Precinct 1													
	Precinct 2													
	Total													
NORTON SHORES CITY	Precinct 1													
	Precinct 10													
	Precinct 11													
	Precinct 2													
	Precinct 3													
	Precinct 4													
	Precinct 5													
	Precinct 6													
	Precinct 7													
	Precinct 8													
	Precinct 9													
	Total													
ROOSEVELT PARK CITY	Precinct 1													
	Precinct 2													
	Total													
WHITEHALL CITY	Precinct 1													
	Total													
Cities Totals														
Townships Totals			70	63	104	77								314
Grand Totals			70	63	104	77								314

STATEMENT OF VOTES, August Primary Election, Tuesday, August 3, 2010

MUSKEGON 61

Section 1

Names of Townships and Election Districts		Poll Book	DELEGATE TO COUNTY CONVENTION DALTON TWP 2 (Vote For 5)	
			Rep LeRoy William Beck	Totals
BLUE LAKE TOWNSHIP	Precinct 1			
	Total			
CASNOVIA TOWNSHIP	Precinct 1			
	Total			
CEDAR CREEK TOWNSHIP	Precinct 1			
	Total			
DALTON TOWNSHIP	Precinct 1			
	Precinct 2		120	120
	Precinct 3			
	Precinct 4			
	Total		120	120
EGELSTON TOWNSHIP	Precinct 1			
	Precinct 2			
	Precinct 3			
	Total			
FRUITLAND TOWNSHIP	Precinct 1			
	Precinct 2			
	Precinct 3			
	Total			
FRUITPORT TOWNSHIP	Precinct 1			
	Precinct 2			
	Precinct 3			
	Precinct 4			
	Total			
HOLTON TOWNSHIP	Precinct 1			
	Total			
LAKETON TOWNSHIP	Precinct 1			
	Precinct 2			
	Precinct 3			
	Precinct 4			
	Total			
MONTAGUE TOWNSHIP	Precinct 1			
	Total			
MOORLAND TOWNSHIP	Precinct 1			
	Total			
MUSKEGON TOWNSHIP	Precinct 1			
	Precinct 2			
	Precinct 3			
	Precinct 4			
	Precinct 5			
	Precinct 6			
	Precinct 7			
	Total			
RAVENNA TOWNSHIP	Precinct 1			
	Total			
SULLIVAN TOWNSHIP	Precinct 1			
	Total			
WHITE RIVER TOWNSHIP	Precinct 1			
	Total			
WHITEHALL TOWNSHIP	Precinct 1			
	Total			
Townships Totals			120	120

******* Official Results *******

STATEMENT OF VOTES, August Primary Election, Tuesday, August 3, 2010

Names of Townships and Election Districts

MUSKEGON 61

Section 2

		PollBook	DELEGATE TO COUNTY CONVENTION DALTON TWP 2 (Vote For 5)											
			Rep LeRoy William Beck											Totals
MONTAGUE CITY	Precinct 1													
	Total													
MUSKEGON CITY	Precinct 1													
	Precinct 10													
	Precinct 11													
	Precinct 12													
	Precinct 13													
	Precinct 14													
	Precinct 2													
	Precinct 3													
	Precinct 4													
	Precinct 5													
	Precinct 6													
	Precinct 7													
	Precinct 8													
	Precinct 9													
	Total													
MUSKEGON HEIGHTS CITY	Precinct 2													
	Precinct 3													
	Precinct 4													
	Precinct 5													
	Precinct 6													
	Precinct 7													
	Total													
NORTH MUSKEGON CITY	Precinct 1													
	Precinct 2													
	Total													
NORTON SHORES CITY	Precinct 1													
	Precinct 10													
	Precinct 11													
	Precinct 2													
	Precinct 3													
	Precinct 4													
	Precinct 5													
	Precinct 6													
	Precinct 7													
	Precinct 8													
	Precinct 9													
	Total													
ROOSEVELT PARK CITY	Precinct 1													
	Precinct 2													
	Total													
WHITEHALL CITY	Precinct 1													
	Total													
Cities Totals														
Townships Totals			120											120
Grand Totals			120											120

STATEMENT OF VOTES, August Primary Election, Tuesday, August 3, 2010

Names of Townships and Election Districts

MUSKEGON 61

Section 1

		PollBook	DELEGATE TO COUNTY CONVENTION DALTON TWP 4 (Vote For 5)												
			Dem Richard Gouine	Dem Jean O. Heath	Dem Helen R. Watson	Dem Paul D. Watson									Totals
BLUE LAKE TOWNSHIP	Precinct 1														
	Total														
CASNOVIA TOWNSHIP	Precinct 1														
	Total														
CEDAR CREEK TOWNSHIP	Precinct 1														
	Total														
DALTON TOWNSHIP	Precinct 1														
	Precinct 2														
	Precinct 3														
	Precinct 4		41	46	43	47									177
	Total		41	46	43	47									177
EGELSTON TOWNSHIP	Precinct 1														
	Precinct 2														
	Precinct 3														
	Total														
FRUITLAND TOWNSHIP	Precinct 1														
	Precinct 2														
	Precinct 3														
	Total														
FRUITPORT TOWNSHIP	Precinct 1														
	Precinct 2														
	Precinct 3														
	Precinct 4														
	Total														
HOLTON TOWNSHIP	Precinct 1														
	Total														
LAKETON TOWNSHIP	Precinct 1														
	Precinct 2														
	Precinct 3														
	Precinct 4														
	Total														
MONTAGUE TOWNSHIP	Precinct 1														
	Total														
MOORLAND TOWNSHIP	Precinct 1														
	Total														
MUSKEGON TOWNSHIP	Precinct 1														
	Precinct 2														
	Precinct 3														
	Precinct 4														
	Precinct 5														
	Precinct 6														
	Precinct 7														
	Total														
RAVENNA TOWNSHIP	Precinct 1														
	Total														
SULLIVAN TOWNSHIP	Precinct 1														
	Total														
WHITE RIVER TOWNSHIP	Precinct 1														
	Total														
WHITEHALL TOWNSHIP	Precinct 1														
	Total														
Townships Totals			41	46	43	47									177

STATEMENT OF VOTES, August Primary Election, Tuesday, August 3, 2010

Names of Townships and Election Districts

MUSKEGON 61

Section 2

		PollBook	DELEGATE TO COUNTY CONVENTION DALTON TWP 4 (Vote For 5)												
			Dem Richard Gouine	Dem Jean O. Heath	Dem Helen R. Watson	Dem Paul D. Watson									Totals
MONTAGUE CITY	Precinct 1														
	Total														
MUSKEGON CITY	Precinct 1														
	Precinct 10														
	Precinct 11														
	Precinct 12														
	Precinct 13														
	Precinct 14														
	Precinct 2														
	Precinct 3														
	Precinct 4														
	Precinct 5														
	Precinct 6														
	Precinct 7														
	Precinct 8														
	Precinct 9														
	Total														
MUSKEGON HEIGHTS CITY	Precinct 2														
	Precinct 3														
	Precinct 4														
	Precinct 5														
	Precinct 6														
	Precinct 7														
	Total														
NORTH MUSKEGON CITY	Precinct 1														
	Precinct 2														
	Total														
NORTON SHORES CITY	Precinct 1														
	Precinct 10														
	Precinct 11														
	Precinct 2														
	Precinct 3														
	Precinct 4														
	Precinct 5														
	Precinct 6														
	Precinct 7														
	Precinct 8														
	Precinct 9														
	Total														
ROOSEVELT PARK CITY	Precinct 1														
	Precinct 2														
	Total														
WHITEHALL CITY	Precinct 1														
	Total														
Cities Totals															
Townships Totals			41	46	43	47									177
Grand Totals			41	46	43	47									177

STATEMENT OF VOTES, August Primary Election, Tuesday, August 3, 2010

Names of Townships and Election Districts

MUSKEGON 61

Section 1

		Poll Book	DELEGATE TO COUNTY CONVENTION EGELSTON TWP 2 (Vote For 6)	
			Rep Thomas Maycroft	Totals
BLUE LAKE TOWNSHIP	Precinct 1			
	Total			
CASNOVIA TOWNSHIP	Precinct 1			
	Total			
CEDAR CREEK TOWNSHIP	Precinct 1			
	Total			
DALTON TOWNSHIP	Precinct 1			
	Precinct 2			
	Precinct 3			
	Precinct 4			
	Total			
EGELSTON TOWNSHIP	Precinct 1			
	Precinct 2		170	170
	Precinct 3			
	Total		170	170
FRUITLAND TOWNSHIP	Precinct 1			
	Precinct 2			
	Precinct 3			
	Total			
FRUITPORT TOWNSHIP	Precinct 1			
	Precinct 2			
	Precinct 3			
	Precinct 4			
	Total			
HOLTON TOWNSHIP	Precinct 1			
	Total			
LAKETON TOWNSHIP	Precinct 1			
	Precinct 2			
	Precinct 3			
	Precinct 4			
	Total			
MONTAGUE TOWNSHIP	Precinct 1			
	Total			
MOORLAND TOWNSHIP	Precinct 1			
	Total			
MUSKEGON TOWNSHIP	Precinct 1			
	Precinct 2			
	Precinct 3			
	Precinct 4			
	Precinct 5			
	Precinct 6			
	Precinct 7			
	Total			
RAVENNA TOWNSHIP	Precinct 1			
	Total			
SULLIVAN TOWNSHIP	Precinct 1			
	Total			
WHITE RIVER TOWNSHIP	Precinct 1			
	Total			
WHITEHALL TOWNSHIP	Precinct 1			
	Total			
Townships Totals			170	170

STATEMENT OF VOTES, August Primary Election, Tuesday, August 3, 2010

MUSKEGON 61

Section 2

Names of Townships and Election Districts		PollBook	DELEGATE TO COUNTY CONVENTION EGELSTON TWP 2 (Vote For 6)											
			Rep Thomas Maycroft											Totals
MONTAGUE CITY	Precinct 1													
	Total													
MUSKEGON CITY	Precinct 1													
	Precinct 10													
	Precinct 11													
	Precinct 12													
	Precinct 13													
	Precinct 14													
	Precinct 2													
	Precinct 3													
	Precinct 4													
	Precinct 5													
	Precinct 6													
	Precinct 7													
	Precinct 8													
	Precinct 9													
	Total													
MUSKEGON HEIGHTS CITY	Precinct 2													
	Precinct 3													
	Precinct 4													
	Precinct 5													
	Precinct 6													
	Precinct 7													
	Total													
NORTH MUSKEGON CITY	Precinct 1													
	Precinct 2													
	Total													
NORTON SHORES CITY	Precinct 1													
	Precinct 10													
	Precinct 11													
	Precinct 2													
	Precinct 3													
	Precinct 4													
	Precinct 5													
	Precinct 6													
	Precinct 7													
	Precinct 8													
	Precinct 9													
	Total													
ROOSEVELT PARK CITY	Precinct 1													
	Precinct 2													
	Total													
WHITEHALL CITY	Precinct 1													
	Total													
Cities Totals														
Townships Totals			170											170
Grand Totals			170											170

STATEMENT OF VOTES, August Primary Election, Tuesday, August 3, 2010

Names of Townships and Election Districts

MUSKEGON 61

Section 1

		Poll Book	DELEGATE TO COUNTY CONVENTION EGELSTON TWP 2 (Vote For 11)	
			Dom Matthew Jon Giddings	Totals
BLUE LAKE TOWNSHIP	Precinct 1			
	Total			
CASNOVIA TOWNSHIP	Precinct 1			
	Total			
CEDAR CREEK TOWNSHIP	Precinct 1			
	Total			
DALTON TOWNSHIP	Precinct 1			
	Precinct 2			
	Precinct 3			
	Precinct 4			
	Total			
EGELSTON TOWNSHIP	Precinct 1			
	Precinct 2		167	167
	Precinct 3			
	Total		167	167
FRUITLAND TOWNSHIP	Precinct 1			
	Precinct 2			
	Precinct 3			
	Total			
FRUITPORT TOWNSHIP	Precinct 1			
	Precinct 2			
	Precinct 3			
	Precinct 4			
	Total			
HOLTON TOWNSHIP	Precinct 1			
	Total			
LAKETON TOWNSHIP	Precinct 1			
	Precinct 2			
	Precinct 3			
	Precinct 4			
	Total			
MONTAGUE TOWNSHIP	Precinct 1			
	Total			
MOORLAND TOWNSHIP	Precinct 1			
	Total			
MUSKEGON TOWNSHIP	Precinct 1			
	Precinct 2			
	Precinct 3			
	Precinct 4			
	Precinct 5			
	Precinct 6			
	Precinct 7			
	Total			
RAVENNA TOWNSHIP	Precinct 1			
	Total			
SULLIVAN TOWNSHIP	Precinct 1			
	Total			
WHITE RIVER TOWNSHIP	Precinct 1			
	Total			
WHITEHALL TOWNSHIP	Precinct 1			
	Total			
Townships Totals			167	167

STATEMENT OF VOTES, August Primary Election, Tuesday, August 3, 2010

Names of Townships and Election Districts

MUSKEGON 61

Section 2

		PollBook	DELEGATE TO COUNTY CONVENTION EGELSTON TWP 2 (Vote For 11)	
			Dem Matthew Jon Giddings	Totals
MONTAGUE CITY	Precinct 1			
	Total			
MUSKEGON CITY	Precinct 1			
	Precinct 10			
	Precinct 11			
	Precinct 12			
	Precinct 13			
	Precinct 14			
	Precinct 2			
	Precinct 3			
	Precinct 4			
	Precinct 5			
	Precinct 6			
	Precinct 7			
	Precinct 8			
	Precinct 9			
	Total			
MUSKEGON HEIGHTS CITY	Precinct 2			
	Precinct 3			
	Precinct 4			
	Precinct 5			
	Precinct 6			
	Precinct 7			
	Total			
NORTH MUSKEGON CITY	Precinct 1			
	Precinct 2			
	Total			
NORTON SHORES CITY	Precinct 1			
	Precinct 10			
	Precinct 11			
	Precinct 2			
	Precinct 3			
	Precinct 4			
	Precinct 5			
	Precinct 6			
	Precinct 7			
	Precinct 8			
	Precinct 9			
	Total			
ROOSEVELT PARK CITY	Precinct 1			
	Precinct 2			
	Total			
WHITEHALL CITY	Precinct 1			
	Total			
Cities Totals				
Townships Totals			167	167
Grand Totals			167	167

STATEMENT OF VOTES, August Primary Election, Tuesday, August 3, 2010

Names of Townships and Election Districts

MUSKEGON 61

Section 1

		PollBook	DELEGATE TO COUNTY CONVENTION EGELSTON TWP 3 (Vote For 5)	
			Rep Sharon Hermance	Totals
BLUE LAKE TOWNSHIP	Precinct 1			
	Total			
CASNOVIA TOWNSHIP	Precinct 1			
	Total			
CEDAR CREEK TOWNSHIP	Precinct 1			
	Total			
DALTON TOWNSHIP	Precinct 1			
	Precinct 2			
	Precinct 3			
	Precinct 4			
	Total			
EGELSTON TOWNSHIP	Precinct 1			
	Precinct 2			
	Precinct 3		127	127
	Total		127	127
FRUITLAND TOWNSHIP	Precinct 1			
	Precinct 2			
	Precinct 3			
	Total			
FRUITPORT TOWNSHIP	Precinct 1			
	Precinct 2			
	Precinct 3			
	Precinct 4			
	Total			
HOLTON TOWNSHIP	Precinct 1			
	Total			
LAKETON TOWNSHIP	Precinct 1			
	Precinct 2			
	Precinct 3			
	Precinct 4			
	Total			
MONTAGUE TOWNSHIP	Precinct 1			
	Total			
MOORLAND TOWNSHIP	Precinct 1			
	Total			
MUSKEGON TOWNSHIP	Precinct 1			
	Precinct 2			
	Precinct 3			
	Precinct 4			
	Precinct 5			
	Precinct 6			
	Precinct 7			
	Total			
RAVENNA TOWNSHIP	Precinct 1			
	Total			
SULLIVAN TOWNSHIP	Precinct 1			
	Total			
WHITE RIVER TOWNSHIP	Precinct 1			
	Total			
WHITEHALL TOWNSHIP	Precinct 1			
	Total			
Townships Totals			127	127

STATEMENT OF VOTES, August Primary Election, Tuesday, August 3, 2010

Names of Townships and Election Districts

MUSKEGON 61

Section 2

		PollBook	DELEGATE TO COUNTY CONVENTION EGELSTON TWP 3 (Vote For 5)	
			Rep Sharon Hormance	Totals
MONTAGUE CITY	Precinct 1			
	Total			
MUSKEGON CITY	Precinct 1			
	Precinct 10			
	Precinct 11			
	Precinct 12			
	Precinct 13			
	Precinct 14			
	Precinct 2			
	Precinct 3			
	Precinct 4			
	Precinct 5			
	Precinct 6			
	Precinct 7			
	Precinct 8			
	Precinct 9			
	Total			
MUSKEGON HEIGHTS CITY	Precinct 2			
	Precinct 3			
	Precinct 4			
	Precinct 5			
	Precinct 6			
	Precinct 7			
	Total			
NORTH MUSKEGON CITY	Precinct 1			
	Precinct 2			
	Total			
NORTON SHORES CITY	Precinct 1			
	Precinct 10			
	Precinct 11			
	Precinct 2			
	Precinct 3			
	Precinct 4			
	Precinct 5			
	Precinct 6			
	Precinct 7			
	Precinct 8			
	Precinct 9			
	Total			
ROOSEVELT PARK CITY	Precinct 1			
	Precinct 2			
	Total			
WHITEHALL CITY	Precinct 1			
	Total			
Cities Totals				
Townships Totals			127	127
Grand Totals			127	127

STATEMENT OF VOTES, August Primary Election, Tuesday, August 3, 2010

Names of Townships and Election Districts

MUSKEGON 61

Section 1

		PollBook	DELEGATE TO COUNTY CONVENTION EGELSTON TWP 3 (Vote For 10)											
			Dem Doris J. Hernandez	Dem John W. Jolman	Dem Maxine M. Jolman	Dem Steve Roomsburg								Totals
BLUE LAKE TOWNSHIP	Precinct 1													
	Total													
CASNOVIA TOWNSHIP	Precinct 1													
	Total													
CEDAR CREEK TOWNSHIP	Precinct 1													
	Total													
DALTON TOWNSHIP	Precinct 1													
	Precinct 2													
	Precinct 3													
	Precinct 4													
	Total													
EGELSTON TOWNSHIP	Precinct 1													
	Precinct 2													
	Precinct 3		65	63	65	109								302
	Total		65	63	65	109								302
FRUITLAND TOWNSHIP	Precinct 1													
	Precinct 2													
	Precinct 3													
	Total													
FRUITPORT TOWNSHIP	Precinct 1													
	Precinct 2													
	Precinct 3													
	Precinct 4													
	Total													
HOLTON TOWNSHIP	Precinct 1													
	Total													
LAKETON TOWNSHIP	Precinct 1													
	Precinct 2													
	Precinct 3													
	Precinct 4													
	Total													
MONTAGUE TOWNSHIP	Precinct 1													
	Total													
MOORLAND TOWNSHIP	Precinct 1													
	Total													
MUSKEGON TOWNSHIP	Precinct 1													
	Precinct 2													
	Precinct 3													
	Precinct 4													
	Precinct 5													
	Precinct 6													
	Precinct 7													
	Total													
RAVENNA TOWNSHIP	Precinct 1													
	Total													
SULLIVAN TOWNSHIP	Precinct 1													
	Total													
WHITE RIVER TOWNSHIP	Precinct 1													
	Total													
WHITEHALL TOWNSHIP	Precinct 1													
	Total													
Townships Totals			65	63	65	109								302

STATEMENT OF VOTES, August Primary Election, Tuesday, August 3, 2010

MUSKEGON 61

Section 2

Names of Townships and Election Districts		PollBook	DELEGATE TO COUNTY CONVENTION EGELSTON TWP 3 (Vote For 10)											
			Dem Doris J. Hernandez	Dem John W. Jolman	Dem Maxine M. Jolman	Dem Steve Roomsburg								Totals
MONTAGUE CITY	Precinct 1													
	Total													
MUSKEGON CITY	Precinct 1													
	Precinct 10													
	Precinct 11													
	Precinct 12													
	Precinct 13													
	Precinct 14													
	Precinct 2													
	Precinct 3													
	Precinct 4													
	Precinct 5													
	Precinct 6													
	Precinct 7													
	Precinct 8													
	Precinct 9													
	Total													
MUSKEGON HEIGHTS CITY	Precinct 2													
	Precinct 3													
	Precinct 4													
	Precinct 5													
	Precinct 6													
	Precinct 7													
	Total													
NORTH MUSKEGON CITY	Precinct 1													
	Precinct 2													
	Total													
NORTON SHORES CITY	Precinct 1													
	Precinct 10													
	Precinct 11													
	Precinct 2													
	Precinct 3													
	Precinct 4													
	Precinct 5													
	Precinct 6													
	Precinct 7													
	Precinct 8													
	Precinct 9													
	Total													
ROOSEVELT PARK CITY	Precinct 1													
	Precinct 2													
	Total													
WHITEHALL CITY	Precinct 1													
	Total													
Cities Totals														
Townships Totals			65	63	65	109								302
Grand Totals			65	63	65	109								302

STATEMENT OF VOTES, August Primary Election, Tuesday, August 3, 2010

Names of Townships and Election Districts

MUSKEGON 61

Section 1

		PollBook	DELEGATE TO COUNTY CONVENTION FRUITLAND TWP 1 (Vote For 5)											
			Rep Ryan J. Taylor											Totals
BLUE LAKE TOWNSHIP	Precinct 1													
	Total													
CASNOVIA TOWNSHIP	Precinct 1													
	Total													
CEDAR CREEK TOWNSHIP	Precinct 1													
	Total													
DALTON TOWNSHIP	Precinct 1													
	Precinct 2													
	Precinct 3													
	Precinct 4													
	Total													
EGELSTON TOWNSHIP	Precinct 1													
	Precinct 2													
	Precinct 3													
	Total													
FRUITLAND TOWNSHIP	Precinct 1		250											250
	Precinct 2													
	Precinct 3													
	Total		250											250
FRUITPORT TOWNSHIP	Precinct 1													
	Precinct 2													
	Precinct 3													
	Precinct 4													
	Total													
HOLTON TOWNSHIP	Precinct 1													
	Total													
LAKETON TOWNSHIP	Precinct 1													
	Precinct 2													
	Precinct 3													
	Precinct 4													
	Total													
MONTAGUE TOWNSHIP	Precinct 1													
	Total													
MOORLAND TOWNSHIP	Precinct 1													
	Total													
MUSKEGON TOWNSHIP	Precinct 1													
	Precinct 2													
	Precinct 3													
	Precinct 4													
	Precinct 5													
	Precinct 6													
	Precinct 7													
	Total													
RAVENNA TOWNSHIP	Precinct 1													
	Total													
SULLIVAN TOWNSHIP	Precinct 1													
	Total													
WHITE RIVER TOWNSHIP	Precinct 1													
	Total													
WHITEHALL TOWNSHIP	Precinct 1													
	Total													
Townships Totals			250											250

STATEMENT OF VOTES, August Primary Election, Tuesday, August 3, 2010

Names of Townships and Election Districts

MUSKEGON 61

Section 2

		PollBook	DELEGATE TO COUNTY CONVENTION FRUITLAND TWP 1 (Vote For 5)											
			Rep Ryan J. Taylor											Totals
MONTAGUE CITY	Precinct 1													
	Total													
MUSKEGON CITY	Precinct 1													
	Precinct 10													
	Precinct 11													
	Precinct 12													
	Precinct 13													
	Precinct 14													
	Precinct 2													
	Precinct 3													
	Precinct 4													
	Precinct 5													
	Precinct 6													
	Precinct 7													
	Precinct 8													
	Precinct 9													
	Total													
MUSKEGON HEIGHTS CITY	Precinct 2													
	Precinct 3													
	Precinct 4													
	Precinct 5													
	Precinct 6													
	Precinct 7													
	Total													
NORTH MUSKEGON CITY	Precinct 1													
	Precinct 2													
	Total													
NORTON SHORES CITY	Precinct 1													
	Precinct 10													
	Precinct 11													
	Precinct 2													
	Precinct 3													
	Precinct 4													
	Precinct 5													
	Precinct 6													
	Precinct 7													
	Precinct 8													
	Precinct 9													
	Total													
ROOSEVELT PARK CITY	Precinct 1													
	Precinct 2													
	Total													
WHITEHALL CITY	Precinct 1													
	Total													
Cities Totals														
Townships Totals			250											250
Grand Totals			250											250

STATEMENT OF VOTES, August Primary Election, Tuesday, August 3, 2010

Names of Townships and Election Districts

MUSKEGON 61

Section 1

		PollBook	DELEGATE TO COUNTY CONVENTION FRUITLAND TWP 1 (Vote For 5)										
			Dem Steve Markel										Totals
BLUE LAKE TOWNSHIP	Precinct 1												
	Total												
CASNOVIA TOWNSHIP	Precinct 1												
	Total												
CEDAR CREEK TOWNSHIP	Precinct 1												
	Total												
DALTON TOWNSHIP	Precinct 1												
	Precinct 2												
	Precinct 3												
	Precinct 4												
	Total												
EGELSTON TOWNSHIP	Precinct 1												
	Precinct 2												
	Precinct 3												
	Total												
FRUITLAND TOWNSHIP	Precinct 1		106										106
	Precinct 2												
	Precinct 3												
	Total		106										106
FRUITPORT TOWNSHIP	Precinct 1												
	Precinct 2												
	Precinct 3												
	Precinct 4												
	Total												
HOLTON TOWNSHIP	Precinct 1												
	Total												
LAKETON TOWNSHIP	Precinct 1												
	Precinct 2												
	Precinct 3												
	Precinct 4												
	Total												
MONTAGUE TOWNSHIP	Precinct 1												
	Total												
MOORLAND TOWNSHIP	Precinct 1												
	Total												
MUSKEGON TOWNSHIP	Precinct 1												
	Precinct 2												
	Precinct 3												
	Precinct 4												
	Precinct 5												
	Precinct 6												
	Precinct 7												
	Total												
RAVENNA TOWNSHIP	Precinct 1												
	Total												
SULLIVAN TOWNSHIP	Precinct 1												
	Total												
WHITE RIVER TOWNSHIP	Precinct 1												
	Total												
WHITEHALL TOWNSHIP	Precinct 1												
	Total												
Townships Totals			106										106

STATEMENT OF VOTES, August Primary Election, Tuesday, August 3, 2010

Names of Townships and Election Districts

MUSKEGON 61

Section 2

		PollBook	DELEGATE TO COUNTY CONVENTION FRUITLAND TWP 1 (Vote For 5)										
			Dem Steve Markel										Totals
MONTAGUE CITY	Precinct 1												
	Total												
MUSKEGON CITY	Precinct 1												
	Precinct 10												
	Precinct 11												
	Precinct 12												
	Precinct 13												
	Precinct 14												
	Precinct 2												
	Precinct 3												
	Precinct 4												
	Precinct 5												
	Precinct 6												
	Precinct 7												
	Precinct 8												
	Precinct 9												
	Total												
MUSKEGON HEIGHTS CITY	Precinct 2												
	Precinct 3												
	Precinct 4												
	Precinct 5												
	Precinct 6												
	Precinct 7												
	Total												
NORTH MUSKEGON CITY	Precinct 1												
	Precinct 2												
	Total												
NORTON SHORES CITY	Precinct 1												
	Precinct 10												
	Precinct 11												
	Precinct 2												
	Precinct 3												
	Precinct 4												
	Precinct 5												
	Precinct 6												
	Precinct 7												
	Precinct 8												
	Precinct 9												
	Total												
ROOSEVELT PARK CITY	Precinct 1												
	Precinct 2												
	Total												
WHITEHALL CITY	Precinct 1												
	Total												
Cities Totals													
Townships Totals			106										106
Grand Totals			106										106

******* Official Results *******

STATEMENT OF VOTES, August Primary Election, Tuesday, August 3, 2010

Names of Townships and Election Districts

MUSKEGON 61

Section 1

		PollBook	DELEGATE TO COUNTY CONVENTION FRUITLAND TWP 2 (Vote For 5)												
			Rep Annette Even	Rep Kevin B. Even	Rep Louise St. Amour	Rep Sam St. Amour									Totals
BLUE LAKE TOWNSHIP	Precinct 1														
	Total														
CASNOVIA TOWNSHIP	Precinct 1														
	Total														
CEDAR CREEK TOWNSHIP	Precinct 1														
	Total														
DALTON TOWNSHIP	Precinct 1														
	Precinct 2														
	Precinct 3														
	Precinct 4														
	Total														
EGELSTON TOWNSHIP	Precinct 1														
	Precinct 2														
	Precinct 3														
	Total														
FRUITLAND TOWNSHIP	Precinct 1														
	Precinct 2		96	91	94	106									387
	Precinct 3														
	Total		96	91	94	106									387
FRUITPORT TOWNSHIP	Precinct 1														
	Precinct 2														
	Precinct 3														
	Precinct 4														
	Total														
HOLTON TOWNSHIP	Precinct 1														
	Total														
LAKETON TOWNSHIP	Precinct 1														
	Precinct 2														
	Precinct 3														
	Precinct 4														
	Total														
MONTAGUE TOWNSHIP	Precinct 1														
	Total														
MOORLAND TOWNSHIP	Precinct 1														
	Total														
MUSKEGON TOWNSHIP	Precinct 1														
	Precinct 2														
	Precinct 3														
	Precinct 4														
	Precinct 5														
	Precinct 6														
	Precinct 7														
	Total														
RAVENNA TOWNSHIP	Precinct 1														
	Total														
SULLIVAN TOWNSHIP	Precinct 1														
	Total														
WHITE RIVER TOWNSHIP	Precinct 1														
	Total														
WHITEHALL TOWNSHIP	Precinct 1														
	Total														
Townships Totals			96	91	94	106									387

STATEMENT OF VOTES, August Primary Election, Tuesday, August 3, 2010

Names of Townships and Election Districts

MUSKEGON 61

Section 2

			DELEGATE TO COUNTY CONVENTION FRUITLAND TWP 2 (Vote For 5)												
		PollBook	Rep Annette Even	Rep Kevin B. Even	Rep Louise St. Amour	Rep Sam St. Amour									Totals
MONTAGUE CITY	Precinct 1														
	Total														
MUSKEGON CITY	Precinct 1														
	Precinct 10														
	Precinct 11														
	Precinct 12														
	Precinct 13														
	Precinct 14														
	Precinct 2														
	Precinct 3														
	Precinct 4														
	Precinct 5														
	Precinct 6														
	Precinct 7														
	Precinct 8														
	Precinct 9														
	Total														
MUSKEGON HEIGHTS CITY	Precinct 2														
	Precinct 3														
	Precinct 4														
	Precinct 5														
	Precinct 6														
	Precinct 7														
	Total														
NORTH MUSKEGON CITY	Precinct 1														
	Precinct 2														
	Total														
NORTON SHORES CITY	Precinct 1														
	Precinct 10														
	Precinct 11														
	Precinct 2														
	Precinct 3														
	Precinct 4														
	Precinct 5														
	Precinct 6														
	Precinct 7														
	Precinct 8														
	Precinct 9														
	Total														
ROOSEVELT PARK CITY	Precinct 1														
	Precinct 2														
	Total														
WHITEHALL CITY	Precinct 1														
	Total														
Cities Totals															
Townships Totals			96	91	94	106									387
Grand Totals			96	91	94	106									387

STATEMENT OF VOTES, August Primary Election, Tuesday, August 3, 2010

Names of Townships and Election Districts

MUSKEGON 61

Section 1

		PollBook	DELEGATE TO COUNTY CONVENTION FRUITLAND TWP 3 (Vote For 4)	
			Rep John Gigantí	Totals
BLUE LAKE TOWNSHIP	Precinct 1			
	Total			
CASNOVIA TOWNSHIP	Precinct 1			
	Total			
CEDAR CREEK TOWNSHIP	Precinct 1			
	Total			
DALTON TOWNSHIP	Precinct 1			
	Precinct 2			
	Precinct 3			
	Precinct 4			
	Total			
EGELSTON TOWNSHIP	Precinct 1			
	Precinct 2			
	Precinct 3			
	Total			
FRUITLAND TOWNSHIP	Precinct 1			
	Precinct 2			
	Precinct 3		119	119
	Total		119	119
FRUITPORT TOWNSHIP	Precinct 1			
	Precinct 2			
	Precinct 3			
	Precinct 4			
	Total			
HOLTON TOWNSHIP	Precinct 1			
	Total			
LAKETON TOWNSHIP	Precinct 1			
	Precinct 2			
	Precinct 3			
	Precinct 4			
	Total			
MONTAGUE TOWNSHIP	Precinct 1			
	Total			
MOORLAND TOWNSHIP	Precinct 1			
	Total			
MUSKEGON TOWNSHIP	Precinct 1			
	Precinct 2			
	Precinct 3			
	Precinct 4			
	Precinct 5			
	Precinct 6			
	Precinct 7			
	Total			
RAVENNA TOWNSHIP	Precinct 1			
	Total			
SULLIVAN TOWNSHIP	Precinct 1			
	Total			
WHITE RIVER TOWNSHIP	Precinct 1			
	Total			
WHITEHALL TOWNSHIP	Precinct 1			
	Total			
Townships Totals			119	119

STATEMENT OF VOTES, August Primary Election, Tuesday, August 3, 2010

Names of Townships and Election Districts

MUSKEGON 61

Section 2

		PollBook	DELEGATE TO COUNTY CONVENTION FRUITLAND TWP 3 (Vote For 4)	
			Rep John Gigant	Totals
MONTAGUE CITY	Precinct 1			
	Total			
MUSKEGON CITY	Precinct 1			
	Precinct 10			
	Precinct 11			
	Precinct 12			
	Precinct 13			
	Precinct 14			
	Precinct 2			
	Precinct 3			
	Precinct 4			
	Precinct 5			
	Precinct 6			
	Precinct 7			
	Precinct 8			
	Precinct 9			
	Total			
MUSKEGON HEIGHTS CITY	Precinct 2			
	Precinct 3			
	Precinct 4			
	Precinct 5			
	Precinct 6			
	Precinct 7			
	Total			
NORTH MUSKEGON CITY	Precinct 1			
	Precinct 2			
	Total			
NORTON SHORES CITY	Precinct 1			
	Precinct 10			
	Precinct 11			
	Precinct 2			
	Precinct 3			
	Precinct 4			
	Precinct 5			
	Precinct 6			
	Precinct 7			
	Precinct 8			
	Precinct 9			
	Total			
ROOSEVELT PARK CITY	Precinct 1			
	Precinct 2			
	Total			
WHITEHALL CITY	Precinct 1			
	Total			
Cities Totals				
Townships Totals			119	119
Grand Totals			119	119

STATEMENT OF VOTES, August Primary Election, Tuesday, August 3, 2010

Names of Townships and Election Districts

MUSKEGON 61

Section 1

		PollBook	DELEGATE TO COUNTY CONVENTION FRUITLAND TWP 3 (Vote For 4)	
			Dem Bud A. McFarren	Totals
BLUE LAKE TOWNSHIP	Precinct 1			
	Total			
CASNOVIA TOWNSHIP	Precinct 1			
	Total			
CEDAR CREEK TOWNSHIP	Precinct 1			
	Total			
DALTON TOWNSHIP	Precinct 1			
	Precinct 2			
	Precinct 3			
	Precinct 4			
	Total			
EGELSTON TOWNSHIP	Precinct 1			
	Precinct 2			
	Precinct 3			
	Total			
FRUITLAND TOWNSHIP	Precinct 1			
	Precinct 2			
	Precinct 3		78	78
	Total		78	78
FRUITPORT TOWNSHIP	Precinct 1			
	Precinct 2			
	Precinct 3			
	Precinct 4			
	Total			
HOLTON TOWNSHIP	Precinct 1			
	Total			
LAKETON TOWNSHIP	Precinct 1			
	Precinct 2			
	Precinct 3			
	Precinct 4			
	Total			
MONTAGUE TOWNSHIP	Precinct 1			
	Total			
MOORLAND TOWNSHIP	Precinct 1			
	Total			
MUSKEGON TOWNSHIP	Precinct 1			
	Precinct 2			
	Precinct 3			
	Precinct 4			
	Precinct 5			
	Precinct 6			
	Precinct 7			
	Total			
RAVENNA TOWNSHIP	Precinct 1			
	Total			
SULLIVAN TOWNSHIP	Precinct 1			
	Total			
WHITE RIVER TOWNSHIP	Precinct 1			
	Total			
WHITEHALL TOWNSHIP	Precinct 1			
	Total			
Townships Totals			78	78

******* Official Results *******

STATEMENT OF VOTES, August Primary Election, Tuesday, August 3, 2010

Names of Townships and Election Districts

MUSKEGON 61

Section 2

		Poll Book	DELEGATE TO COUNTY CONVENTION FRUITLAND TWP 3 (Vote For 4)											
			Dem Bud A. McFarron											Totals
MONTAGUE CITY	Precinct 1													
	Total													
MUSKEGON CITY	Precinct 1													
	Precinct 10													
	Precinct 11													
	Precinct 12													
	Precinct 13													
	Precinct 14													
	Precinct 2													
	Precinct 3													
	Precinct 4													
	Precinct 5													
	Precinct 6													
	Precinct 7													
	Precinct 8													
	Precinct 9													
	Total													
MUSKEGON HEIGHTS CITY	Precinct 2													
	Precinct 3													
	Precinct 4													
	Precinct 5													
	Precinct 6													
	Precinct 7													
	Total													
NORTH MUSKEGON CITY	Precinct 1													
	Precinct 2													
	Total													
NORTON SHORES CITY	Precinct 1													
	Precinct 10													
	Precinct 11													
	Precinct 2													
	Precinct 3													
	Precinct 4													
	Precinct 5													
	Precinct 6													
	Precinct 7													
	Precinct 8													
	Precinct 9													
	Total													
ROOSEVELT PARK CITY	Precinct 1													
	Precinct 2													
	Total													
WHITEHALL CITY	Precinct 1													
	Total													
Cities Totals														
Townships Totals			78											78
Grand Totals			78											78

******* Official Results *******

STATEMENT OF VOTES, August Primary Election, Tuesday, August 3, 2010

MUSKEGON 61

Section 1

Names of Townships and Election Districts		Poll Book	DELEGATE TO COUNTY CONVENTION FRUITPORT TWP 1 (Vote For 9) Rep Dan Huggett	Totals
BLUE LAKE TOWNSHIP	Precinct 1			
	Total			
CASNOVIA TOWNSHIP	Precinct 1			
	Total			
CEDAR CREEK TOWNSHIP	Precinct 1			
	Total			
DALTON TOWNSHIP	Precinct 1			
	Precinct 2			
	Precinct 3			
	Precinct 4			
	Total			
EGELSTON TOWNSHIP	Precinct 1			
	Precinct 2			
	Precinct 3			
	Total			
FRUITLAND TOWNSHIP	Precinct 1			
	Precinct 2			
	Precinct 3			
	Total			
FRUITPORT TOWNSHIP	Precinct 1		390	390
	Precinct 2			
	Precinct 3			
	Precinct 4			
	Total		390	390
HOLTON TOWNSHIP	Precinct 1			
	Total			
LAKETON TOWNSHIP	Precinct 1			
	Precinct 2			
	Precinct 3			
	Precinct 4			
	Total			
MONTAGUE TOWNSHIP	Precinct 1			
	Total			
MOORLAND TOWNSHIP	Precinct 1			
	Total			
MUSKEGON TOWNSHIP	Precinct 1			
	Precinct 2			
	Precinct 3			
	Precinct 4			
	Precinct 5			
	Precinct 6			
	Precinct 7			
	Total			
RAVENNA TOWNSHIP	Precinct 1			
	Total			
SULLIVAN TOWNSHIP	Precinct 1			
	Total			
WHITE RIVER TOWNSHIP	Precinct 1			
	Total			
WHITEHALL TOWNSHIP	Precinct 1			
	Total			
Townships Totals			390	390

STATEMENT OF VOTES, August Primary Election, Tuesday, August 3, 2010

Names of Townships and Election Districts

MUSKEGON 61

Section 2

		PollBook	DELEGATE TO COUNTY CONVENTION FRUITPORT TWP 1 (Vote For 9)	
			Rep Dan Huggett	Totals
MONTAGUE CITY	Precinct 1			
	Total			
MUSKEGON CITY	Precinct 1			
	Precinct 10			
	Precinct 11			
	Precinct 12			
	Precinct 13			
	Precinct 14			
	Precinct 2			
	Precinct 3			
	Precinct 4			
	Precinct 5			
	Precinct 6			
	Precinct 7			
	Precinct 8			
	Precinct 9			
	Total			
MUSKEGON HEIGHTS CITY	Precinct 2			
	Precinct 3			
	Precinct 4			
	Precinct 5			
	Precinct 6			
	Precinct 7			
	Total			
NORTH MUSKEGON CITY	Precinct 1			
	Precinct 2			
	Total			
NORTON SHORES CITY	Precinct 1			
	Precinct 10			
	Precinct 11			
	Precinct 2			
	Precinct 3			
	Precinct 4			
	Precinct 5			
	Precinct 6			
	Precinct 7			
	Precinct 8			
	Precinct 9			
	Total			
ROOSEVELT PARK CITY	Precinct 1			
	Precinct 2			
	Total			
WHITEHALL CITY	Precinct 1			
	Total			
Cities Totals				
Townships Totals			390	390
Grand Totals			390	390

STATEMENT OF VOTES, August Primary Election, Tuesday, August 3, 2010

Names of Townships and Election Districts

MUSKEGON 61

Section 1

| | | Pollbook | DELEGATE TO COUNTY CONVENTION FRUITPORT TWP 2 (Vote For 8) | | |

STATEMENT OF VOTES, August Primary Election, Tuesday, August 3, 2010

Names of Townships and Election Districts

MUSKEGON 61

Section 2

		PollBook	DELEGATE TO COUNTY CONVENTION FRUITPORT TWP 2 (Vote For 8)												
			Rep Sharon Allison	Rep David Farhat											Totals
MONTAGUE CITY	Precinct 1														
	Total														
MUSKEGON CITY	Precinct 1														
	Precinct 10														
	Precinct 11														
	Precinct 12														
	Precinct 13														
	Precinct 14														
	Precinct 2														
	Precinct 3														
	Precinct 4														
	Precinct 5														
	Precinct 6														
	Precinct 7														
	Precinct 8														
	Precinct 9														
	Total														
MUSKEGON HEIGHTS CITY	Precinct 2														
	Precinct 3														
	Precinct 4														
	Precinct 5														
	Precinct 6														
	Precinct 7														
	Total														
NORTH MUSKEGON CITY	Precinct 1														
	Precinct 2														
	Total														
NORTON SHORES CITY	Precinct 1														
	Precinct 10														
	Precinct 11														
	Precinct 2														
	Precinct 3														
	Precinct 4														
	Precinct 5														
	Precinct 6														
	Precinct 7														
	Precinct 8														
	Precinct 9														
	Total														
ROOSEVELT PARK CITY	Precinct 1														
	Precinct 2														
	Total														
WHITEHALL CITY	Precinct 1														
	Total														
Cities Totals															
Townships Totals			148	197											345
Grand Totals			148	197											345

******* Official Results *******

STATEMENT OF VOTES, August Primary Election, Tuesday, August 3, 2010

Names of Townships and Election Districts		PollBook	DELEGATE TO COUNTY CONVENTION FRUITPORT TWP 3 (Vote For 9)	
MUSKEGON 61			Rep Kristin J. Barnhill	Totals
Section 1				
BLUE LAKE TOWNSHIP	Precinct 1			
	Total			
CASNOVIA TOWNSHIP	Precinct 1			
	Total			
CEDAR CREEK TOWNSHIP	Precinct 1			
	Total			
DALTON TOWNSHIP	Precinct 1			
	Precinct 2			
	Precinct 3			
	Precinct 4			
	Total			
EGELSTON TOWNSHIP	Precinct 1			
	Precinct 2			
	Precinct 3			
	Total			
FRUITLAND TOWNSHIP	Precinct 1			
	Precinct 2			
	Precinct 3			
	Total			
FRUITPORT TOWNSHIP	Precinct 1			
	Precinct 2			
	Precinct 3		396	396
	Precinct 4			
	Total		396	396
HOLTON TOWNSHIP	Precinct 1			
	Total			
LAKETON TOWNSHIP	Precinct 1			
	Precinct 2			
	Precinct 3			
	Precinct 4			
	Total			
MONTAGUE TOWNSHIP	Precinct 1			
	Total			
MOORLAND TOWNSHIP	Precinct 1			
	Total			
MUSKEGON TOWNSHIP	Precinct 1			
	Precinct 2			
	Precinct 3			
	Precinct 4			
	Precinct 5			
	Precinct 6			
	Precinct 7			
	Total			
RAVENNA TOWNSHIP	Precinct 1			
	Total			
SULLIVAN TOWNSHIP	Precinct 1			
	Total			
WHITE RIVER TOWNSHIP	Precinct 1			
	Total			
WHITEHALL TOWNSHIP	Precinct 1			
	Total			
Townships Totals			396	396

STATEMENT OF VOTES, August Primary Election, Tuesday, August 3, 2010

Names of Townships and Election Districts

MUSKEGON 61

Section 2

		PollBook	DELEGATE TO COUNTY CONVENTION FRUITPORT TWP 3 (Vote For 9)											
			Rep Kristin J. Barnhill											Totals
MONTAGUE CITY	Precinct 1													
	Total													
MUSKEGON CITY	Precinct 1													
	Precinct 10													
	Precinct 11													
	Precinct 12													
	Precinct 13													
	Precinct 14													
	Precinct 2													
	Precinct 3													
	Precinct 4													
	Precinct 5													
	Precinct 6													
	Precinct 7													
	Precinct 8													
	Precinct 9													
	Total													
MUSKEGON HEIGHTS CITY	Precinct 2													
	Precinct 3													
	Precinct 4													
	Precinct 5													
	Precinct 6													
	Precinct 7													
	Total													
NORTH MUSKEGON CITY	Precinct 1													
	Precinct 2													
	Total													
NORTON SHORES CITY	Precinct 1													
	Precinct 10													
	Precinct 11													
	Precinct 2													
	Precinct 3													
	Precinct 4													
	Precinct 5													
	Precinct 6													
	Precinct 7													
	Precinct 8													
	Precinct 9													
	Total													
ROOSEVELT PARK CITY	Precinct 1													
	Precinct 2													
	Total													
WHITEHALL CITY	Precinct 1													
	Total													
Cities Totals														
Townships Totals			396											396
Grand Totals			396											396

STATEMENT OF VOTES, August Primary Election, Tuesday, August 3, 2010

Names of Townships and Election Districts **MUSKEGON 61** Section 1		PollBook	DELEGATE TO COUNTY CONVENTION FRUITPORT TWP 3 (Vote For 8)												
			Dem Margaret A. Collins	Dem Steven Mark Keglovitz	Dem Sue Keglovitz	Dem Jeffrey A. Kenny	Dem Carol Loomis	Dem Robert Loomis	Dem Douglas Smith	Dem Ida Smith	Dem James L. Waters	Dem Nancy A. Waters			Totals
BLUE LAKE TOWNSHIP	Precinct 1														
	Total														
CASNOVIA TOWNSHIP	Precinct 1														
	Total														
CEDAR CREEK TOWNSHIP	Precinct 1														
	Total														
DALTON TOWNSHIP	Precinct 1														
	Precinct 2														
	Precinct 3														
	Precinct 4														
	Total														
EGELSTON TOWNSHIP	Precinct 1														
	Precinct 2														
	Precinct 3														
	Total														
FRUITLAND TOWNSHIP	Precinct 1														
	Precinct 2														
	Precinct 3														
	Total														
FRUITPORT TOWNSHIP	Precinct 1														
	Precinct 2														
	Precinct 3		111	130	147	95	108	97	94	89	98	129	0	0	1098
	Precinct 4														
	Total		111	130	147	95	108	97	94	89	98	129	0	0	1098
HOLTON TOWNSHIP	Precinct 1														
	Total														
LAKETON TOWNSHIP	Precinct 1														
	Precinct 2														
	Precinct 3														
	Precinct 4														
	Total														
MONTAGUE TOWNSHIP	Precinct 1														
	Total														
MOORLAND TOWNSHIP	Precinct 1														
	Total														
MUSKEGON TOWNSHIP	Precinct 1														
	Precinct 2														
	Precinct 3														
	Precinct 4														
	Precinct 5														
	Precinct 6														
	Precinct 7														
	Total														
RAVENNA TOWNSHIP	Precinct 1														
	Total														
SULLIVAN TOWNSHIP	Precinct 1														
	Total														
WHITE RIVER TOWNSHIP	Precinct 1														
	Total														
WHITEHALL TOWNSHIP	Precinct 1														
	Total														
Townships Totals			111	130	147	95	108	97	94	89	98	129	0	0	1098

STATEMENT OF VOTES, August Primary Election, Tuesday, August 3, 2010

Names of Townships and Election Districts

MUSKEGON 61

Section 2

		PollBook	DELEGATE TO COUNTY CONVENTION FRUITPORT TWP 3 (Vote For 8)												
			Dem Margaret A. Collins	Dem Steven Mark Koglovitz	Dem Sue Koglovitz	Dem Jeffrey A. Kenny	Dem Carol Loomis	Dem Robert Loomis	Dem Douglas Smith	Dem Ida Smith	Dem James L. Waters	Dem Nancy A. Waters			Totals
MONTAGUE CITY	Precinct 1														
	Total														
MUSKEGON CITY	Precinct 1														
	Precinct 10														
	Precinct 11														
	Precinct 12														
	Precinct 13														
	Precinct 14														
	Precinct 2														
	Precinct 3														
	Precinct 4														
	Precinct 5														
	Precinct 6														
	Precinct 7														
	Precinct 8														
	Precinct 9														
	Total														
MUSKEGON HEIGHTS CITY	Precinct 2														
	Precinct 3														
	Precinct 4														
	Precinct 5														
	Precinct 6														
	Precinct 7														
	Total														
NORTH MUSKEGON CITY	Precinct 1														
	Precinct 2														
	Total														
NORTON SHORES CITY	Precinct 1														
	Precinct 10														
	Precinct 11														
	Precinct 2														
	Precinct 3														
	Precinct 4														
	Precinct 5														
	Precinct 6														
	Precinct 7														
	Precinct 8														
	Precinct 9														
	Total														
ROOSEVELT PARK CITY	Precinct 1														
	Precinct 2														
	Total														
WHITEHALL CITY	Precinct 1														
	Total														
Cities Totals															
Townships Totals			111	130	147	95	108	97	94	89	98	129	0	0	1098
Grand Totals			111	130	147	95	108	97	94	89	98	129	0	0	1098

STATEMENT OF VOTES, August Primary Election, Tuesday, August 3, 2010

Names of Townships and Election Districts

MUSKEGON 61

Section 1

		PollBook	DELEGATE TO COUNTY CONVENTION FRUITPORT TWP 4 (Vote For 9)												
			Rep Marvin Engle	Rep Hallye Ray Moodt	Rep Geoff Newmyer	Rep Charlotte A. Peck	Rep Lewis Peck	Rep Ronald H. Stolzman							Totals
BLUE LAKE TOWNSHIP	Precinct 1														
	Total														
CASNOVIA TOWNSHIP	Precinct 1														
	Total														
CEDAR CREEK TOWNSHIP	Precinct 1														
	Total														
DALTON TOWNSHIP	Precinct 1														
	Precinct 2														
	Precinct 3														
	Precinct 4														
	Total														
EGELSTON TOWNSHIP	Precinct 1														
	Precinct 2														
	Precinct 3														
	Total														
FRUITLAND TOWNSHIP	Precinct 1														
	Precinct 2														
	Precinct 3														
	Total														
FRUITPORT TOWNSHIP	Precinct 1														
	Precinct 2														
	Precinct 3														
	Precinct 4		345	190	323	191	184	200							1433
	Total		345	190	323	191	184	200							1433
HOLTON TOWNSHIP	Precinct 1														
	Total														
LAKETON TOWNSHIP	Precinct 1														
	Precinct 2														
	Precinct 3														
	Precinct 4														
	Total														
MONTAGUE TOWNSHIP	Precinct 1														
	Total														
MOORLAND TOWNSHIP	Precinct 1														
	Total														
MUSKEGON TOWNSHIP	Precinct 1														
	Precinct 2														
	Precinct 3														
	Precinct 4														
	Precinct 5														
	Precinct 6														
	Precinct 7														
	Total														
RAVENNA TOWNSHIP	Precinct 1														
	Total														
SULLIVAN TOWNSHIP	Precinct 1														
	Total														
WHITE RIVER TOWNSHIP	Precinct 1														
	Total														
WHITEHALL TOWNSHIP	Precinct 1														
	Total														
Townships Totals			345	190	323	191	184	200							1433

STATEMENT OF VOTES, August Primary Election, Tuesday, August 3, 2010

Names of Townships and Election Districts

MUSKEGON 61

Section 2

		PollBook	DELEGATE TO COUNTY CONVENTION FRUITPORT TWP 4 (Vote For 9)												
			Rep Marvin Engle	Rep Hallye Ray Moodt	Rep Geoff Newmyer	Rep Charlotte A. Peck	Rep Lewis Peck	Rep Ronald H. Stolzman							Totals
MONTAGUE CITY	Precinct 1														
	Total														
MUSKEGON CITY	Precinct 1														
	Precinct 10														
	Precinct 11														
	Precinct 12														
	Precinct 13														
	Precinct 14														
	Precinct 2														
	Precinct 3														
	Precinct 4														
	Precinct 5														
	Precinct 6														
	Precinct 7														
	Precinct 8														
	Precinct 9														
	Total														
MUSKEGON HEIGHTS CITY	Precinct 2														
	Precinct 3														
	Precinct 4														
	Precinct 5														
	Precinct 6														
	Precinct 7														
	Total														
NORTH MUSKEGON CITY	Precinct 1														
	Precinct 2														
	Total														
NORTON SHORES CITY	Precinct 1														
	Precinct 10														
	Precinct 11														
	Precinct 2														
	Precinct 3														
	Precinct 4														
	Precinct 5														
	Precinct 6														
	Precinct 7														
	Precinct 8														
	Precinct 9														
	Total														
ROOSEVELT PARK CITY	Precinct 1														
	Precinct 2														
	Total														
WHITEHALL CITY	Precinct 1														
	Total														
Cities Totals															
Townships Totals			345	190	323	191	184	200							1433
Grand Totals			345	190	323	191	184	200							1433

STATEMENT OF VOTES, August Primary Election, Tuesday, August 3, 2010

Names of Townships and Election Districts **MUSKEGON 61** Section 1		Poll Book	DELEGATE TO COUNTY CONVENTION HOLTON TWP (Vote For 5) Rep Tammy Jager	Totals
BLUE LAKE TOWNSHIP	Precinct 1			
	Total			
CASNOVIA TOWNSHIP	Precinct 1			
	Total			
CEDAR CREEK TOWNSHIP	Precinct 1			
	Total			
DALTON TOWNSHIP	Precinct 1			
	Precinct 2			
	Precinct 3			
	Precinct 4			
	Total			
EGELSTON TOWNSHIP	Precinct 1			
	Precinct 2			
	Precinct 3			
	Total			
FRUITLAND TOWNSHIP	Precinct 1			
	Precinct 2			
	Precinct 3			
	Total			
FRUITPORT TOWNSHIP	Precinct 1			
	Precinct 2			
	Precinct 3			
	Precinct 4			
	Total			
HOLTON TOWNSHIP	Precinct 1		134	134
	Total		134	134
LAKETON TOWNSHIP	Precinct 1			
	Precinct 2			
	Precinct 3			
	Precinct 4			
	Total			
MONTAGUE TOWNSHIP	Precinct 1			
	Total			
MOORLAND TOWNSHIP	Precinct 1			
	Total			
MUSKEGON TOWNSHIP	Precinct 1			
	Precinct 2			
	Precinct 3			
	Precinct 4			
	Precinct 5			
	Precinct 6			
	Precinct 7			
	Total			
RAVENNA TOWNSHIP	Precinct 1			
	Total			
SULLIVAN TOWNSHIP	Precinct 1			
	Total			
WHITE RIVER TOWNSHIP	Precinct 1			
	Total			
WHITEHALL TOWNSHIP	Precinct 1			
	Total			
Townships Totals			134	134

STATEMENT OF VOTES, August Primary Election, Tuesday, August 3, 2010

Names of Townships and Election Districts

MUSKEGON 61

Section 2

		PollBook	DELEGATE TO COUNTY CONVENTION HOLTON TWP (Vote For 5)											
			Rep Tammy Jager											Totals
MONTAGUE CITY	Precinct 1													
	Total													
MUSKEGON CITY	Precinct 1													
	Precinct 10													
	Precinct 11													
	Precinct 12													
	Precinct 13													
	Precinct 14													
	Precinct 2													
	Precinct 3													
	Precinct 4													
	Precinct 5													
	Precinct 6													
	Precinct 7													
	Precinct 8													
	Precinct 9													
	Total													
MUSKEGON HEIGHTS CITY	Precinct 2													
	Precinct 3													
	Precinct 4													
	Precinct 5													
	Precinct 6													
	Precinct 7													
	Total													
NORTH MUSKEGON CITY	Precinct 1													
	Precinct 2													
	Total													
NORTON SHORES CITY	Precinct 1													
	Precinct 10													
	Precinct 11													
	Precinct 2													
	Precinct 3													
	Precinct 4													
	Precinct 5													
	Precinct 6													
	Precinct 7													
	Precinct 8													
	Precinct 9													
	Total													
ROOSEVELT PARK CITY	Precinct 1													
	Precinct 2													
	Total													
WHITEHALL CITY	Precinct 1													
	Total													
Cities Totals														
Townships Totals			134											134
Grand Totals			134											134

STATEMENT OF VOTES, August Primary Election, Tuesday, August 3, 2010

Names of Townships and Election Districts

MUSKEGON 61

Section 1

		Poll Book	DELEGATE TO COUNTY CONVENTION HOLTON TWP (Vote For 7) Dem Phyllis A. Young	Totals
BLUE LAKE TOWNSHIP	Precinct 1			
	Total			
CASNOVIA TOWNSHIP	Precinct 1			
	Total			
CEDAR CREEK TOWNSHIP	Precinct 1			
	Total			
DALTON TOWNSHIP	Precinct 1			
	Precinct 2			
	Precinct 3			
	Precinct 4			
	Total			
EGELSTON TOWNSHIP	Precinct 1			
	Precinct 2			
	Precinct 3			
	Total			
FRUITLAND TOWNSHIP	Precinct 1			
	Precinct 2			
	Precinct 3			
	Total			
FRUITPORT TOWNSHIP	Precinct 1			
	Precinct 2			
	Precinct 3			
	Precinct 4			
	Total			
HOLTON TOWNSHIP	Precinct 1		81	81
	Total		81	81
LAKETON TOWNSHIP	Precinct 1			
	Precinct 2			
	Precinct 3			
	Precinct 4			
	Total			
MONTAGUE TOWNSHIP	Precinct 1			
	Total			
MOORLAND TOWNSHIP	Precinct 1			
	Total			
MUSKEGON TOWNSHIP	Precinct 1			
	Precinct 2			
	Precinct 3			
	Precinct 4			
	Precinct 5			
	Precinct 6			
	Precinct 7			
	Total			
RAVENNA TOWNSHIP	Precinct 1			
	Total			
SULLIVAN TOWNSHIP	Precinct 1			
	Total			
WHITE RIVER TOWNSHIP	Precinct 1			
	Total			
WHITEHALL TOWNSHIP	Precinct 1			
	Total			
Townships Totals			81	81

STATEMENT OF VOTES, August Primary Election, Tuesday, August 3, 2010

Names of Townships and Election Districts

MUSKEGON 61

Section 2

		Poll Book	DELEGATE TO COUNTY CONVENTION HOLTON TWP (Vote For 7)											
			Dem Phyllis A. Young											Totals
MONTAGUE CITY	Precinct 1													
	Total													
MUSKEGON CITY	Precinct 1													
	Precinct 10													
	Precinct 11													
	Precinct 12													
	Precinct 13													
	Precinct 14													
	Precinct 2													
	Precinct 3													
	Precinct 4													
	Precinct 5													
	Precinct 6													
	Precinct 7													
	Precinct 8													
	Precinct 9													
	Total													
MUSKEGON HEIGHTS CITY	Precinct 2													
	Precinct 3													
	Precinct 4													
	Precinct 5													
	Precinct 6													
	Precinct 7													
	Total													
NORTH MUSKEGON CITY	Precinct 1													
	Precinct 2													
	Total													
NORTON SHORES CITY	Precinct 1													
	Precinct 10													
	Precinct 11													
	Precinct 2													
	Precinct 3													
	Precinct 4													
	Precinct 5													
	Precinct 6													
	Precinct 7													
	Precinct 8													
	Precinct 9													
	Total													
ROOSEVELT PARK CITY	Precinct 1													
	Precinct 2													
	Total													
WHITEHALL CITY	Precinct 1													
	Total													
Cities Totals														
Townships Totals			81											81
Grand Totals			81											81

******* Official Results *******

STATEMENT OF VOTES, August Primary Election, Tuesday, August 3, 2010

Names of Townships and Election Districts

MUSKEGON 61

Section 1

		PollBook	DELEGATE TO COUNTY CONVENTION LAKETON TWP 1 (Vote For 6)												
			Rep Christina Achterhoff	Rep Karen Bule	Rep Brian T. Jones	Rep Susan I. Peloso	Rep John Snider								Totals
BLUE LAKE TOWNSHIP	Precinct 1														
	Total														
CASNOVIA TOWNSHIP	Precinct 1														
	Total														
CEDAR CREEK TOWNSHIP	Precinct 1														
	Total														
DALTON TOWNSHIP	Precinct 1														
	Precinct 2														
	Precinct 3														
	Precinct 4														
	Total														
EGELSTON TOWNSHIP	Precinct 1														
	Precinct 2														
	Precinct 3														
	Total														
FRUITLAND TOWNSHIP	Precinct 1														
	Precinct 2														
	Precinct 3														
	Total														
FRUITPORT TOWNSHIP	Precinct 1														
	Precinct 2														
	Precinct 3														
	Precinct 4														
	Total														
HOLTON TOWNSHIP	Precinct 1														
	Total														
LAKETON TOWNSHIP	Precinct 1		172	156	120	111	155								714
	Precinct 2														
	Precinct 3														
	Precinct 4														
	Total		172	156	120	111	155								714
MONTAGUE TOWNSHIP	Precinct 1														
	Total														
MOORLAND TOWNSHIP	Precinct 1														
	Total														
MUSKEGON TOWNSHIP	Precinct 1														
	Precinct 2														
	Precinct 3														
	Precinct 4														
	Precinct 5														
	Precinct 6														
	Precinct 7														
	Total														
RAVENNA TOWNSHIP	Precinct 1														
	Total														
SULLIVAN TOWNSHIP	Precinct 1														
	Total														
WHITE RIVER TOWNSHIP	Precinct 1														
	Total														
WHITEHALL TOWNSHIP	Precinct 1														
	Total														
Townships Totals			172	156	120	111	155								714

STATEMENT OF VOTES, August Primary Election, Tuesday, August 3, 2010

Names of Townships and Election Districts

MUSKEGON 61

Section 2

		PollBook	DELEGATE TO COUNTY CONVENTION LAKETON TWP 1 (Vote For 6)												
			Rep Christina Achterhoff	Rep Karen Bule	Rep Brian T. Jones	Rep Susan I. Peloso	Rep John Snider								Totals
MONTAGUE CITY	Precinct 1														
	Total														
MUSKEGON CITY	Precinct 1														
	Precinct 10														
	Precinct 11														
	Precinct 12														
	Precinct 13														
	Precinct 14														
	Precinct 2														
	Precinct 3														
	Precinct 4														
	Precinct 5														
	Precinct 6														
	Precinct 7														
	Precinct 8														
	Precinct 9														
	Total														
MUSKEGON HEIGHTS CITY	Precinct 2														
	Precinct 3														
	Precinct 4														
	Precinct 5														
	Precinct 6														
	Precinct 7														
	Total														
NORTH MUSKEGON CITY	Precinct 1														
	Precinct 2														
	Total														
NORTON SHORES CITY	Precinct 1														
	Precinct 10														
	Precinct 11														
	Precinct 2														
	Precinct 3														
	Precinct 4														
	Precinct 5														
	Precinct 6														
	Precinct 7														
	Precinct 8														
	Precinct 9														
	Total														
ROOSEVELT PARK CITY	Precinct 1														
	Precinct 2														
	Total														
WHITEHALL CITY	Precinct 1														
	Total														
Cities Totals															
Townships Totals			172	156	120	111	155								714
Grand Totals			172	156	120	111	155								714

STATEMENT OF VOTES, August Primary Election, Tuesday, August 3, 2010

Names of Townships and Election Districts

MUSKEGON 61

Section 1

		PollBook	DELEGATE TO COUNTY CONVENTION LAKETON TWP 1 (Vote For 5)											
			Dem Harold R. Brown											Totals
BLUE LAKE TOWNSHIP	Precinct 1													
	Total													
CASNOVIA TOWNSHIP	Precinct 1													
	Total													
CEDAR CREEK TOWNSHIP	Precinct 1													
	Total													
DALTON TOWNSHIP	Precinct 1													
	Precinct 2													
	Precinct 3													
	Precinct 4													
	Total													
EGELSTON TOWNSHIP	Precinct 1													
	Precinct 2													
	Precinct 3													
	Total													
FRUITLAND TOWNSHIP	Precinct 1													
	Precinct 2													
	Precinct 3													
	Total													
FRUITPORT TOWNSHIP	Precinct 1													
	Precinct 2													
	Precinct 3													
	Precinct 4													
	Total													
HOLTON TOWNSHIP	Precinct 1													
	Total													
LAKETON TOWNSHIP	Precinct 1		95											95
	Precinct 2													
	Precinct 3													
	Precinct 4													
	Total		95											95
MONTAGUE TOWNSHIP	Precinct 1													
	Total													
MOORLAND TOWNSHIP	Precinct 1													
	Total													
MUSKEGON TOWNSHIP	Precinct 1													
	Precinct 2													
	Precinct 3													
	Precinct 4													
	Precinct 5													
	Precinct 6													
	Precinct 7													
	Total													
RAVENNA TOWNSHIP	Precinct 1													
	Total													
SULLIVAN TOWNSHIP	Precinct 1													
	Total													
WHITE RIVER TOWNSHIP	Precinct 1													
	Total													
WHITEHALL TOWNSHIP	Precinct 1													
	Total													
Townships Totals			95											95

STATEMENT OF VOTES, August Primary Election, Tuesday, August 3, 2010

Names of Townships and Election Districts

MUSKEGON 61

Section 2

		PollBook	DELEGATE TO COUNTY CONVENTION LAKETON TWP 1 (Vote For 5)										
			Dem Harold R. Brown										Totals
MONTAGUE CITY	Precinct 1												
	Total												
MUSKEGON CITY	Precinct 1												
	Precinct 10												
	Precinct 11												
	Precinct 12												
	Precinct 13												
	Precinct 14												
	Precinct 2												
	Precinct 3												
	Precinct 4												
	Precinct 5												
	Precinct 6												
	Precinct 7												
	Precinct 8												
	Precinct 9												
	Total												
MUSKEGON HEIGHTS CITY	Precinct 2												
	Precinct 3												
	Precinct 4												
	Precinct 5												
	Precinct 6												
	Precinct 7												
	Total												
NORTH MUSKEGON CITY	Precinct 1												
	Precinct 2												
	Total												
NORTON SHORES CITY	Precinct 1												
	Precinct 10												
	Precinct 11												
	Precinct 2												
	Precinct 3												
	Precinct 4												
	Precinct 5												
	Precinct 6												
	Precinct 7												
	Precinct 8												
	Precinct 9												
	Total												
ROOSEVELT PARK CITY	Precinct 1												
	Precinct 2												
	Total												
WHITEHALL CITY	Precinct 1												
	Total												
Cities Totals													
Townships Totals			95										95
Grand Totals			95										95

******* Official Results *******

STATEMENT OF VOTES, August Primary Election, Tuesday, August 3, 2010

Names of Townships and Election Districts

MUSKEGON 61

Section 1

		PollBook	DELEGATE TO COUNTY CONVENTION LAKETON TWP 2 (Vote For 5)												
			Dem Margie Faville	Dem William A. Faville, Jr.											Totals
BLUE LAKE TOWNSHIP	Precinct 1														
	Total														
CASNOVIA TOWNSHIP	Precinct 1														
	Total														
CEDAR CREEK TOWNSHIP	Precinct 1														
	Total														
DALTON TOWNSHIP	Precinct 1														
	Precinct 2														
	Precinct 3														
	Precinct 4														
	Total														
EGELSTON TOWNSHIP	Precinct 1														
	Precinct 2														
	Precinct 3														
	Total														
FRUITLAND TOWNSHIP	Precinct 1														
	Precinct 2														
	Precinct 3														
	Total														
FRUITPORT TOWNSHIP	Precinct 1														
	Precinct 2														
	Precinct 3														
	Precinct 4														
	Total														
HOLTON TOWNSHIP	Precinct 1														
	Total														
LAKETON TOWNSHIP	Precinct 1														
	Precinct 2		108	94											202
	Precinct 3														
	Precinct 4														
	Total		108	94											202
MONTAGUE TOWNSHIP	Precinct 1														
	Total														
MOORLAND TOWNSHIP	Precinct 1														
	Total														
MUSKEGON TOWNSHIP	Precinct 1														
	Precinct 2														
	Precinct 3														
	Precinct 4														
	Precinct 5														
	Precinct 6														
	Precinct 7														
	Total														
RAVENNA TOWNSHIP	Precinct 1														
	Total														
SULLIVAN TOWNSHIP	Precinct 1														
	Total														
WHITE RIVER TOWNSHIP	Precinct 1														
	Total														
WHITEHALL TOWNSHIP	Precinct 1														
	Total														
Townships Totals			108	94											202

STATEMENT OF VOTES, August Primary Election, Tuesday, August 3, 2010

Names of Townships and Election Districts

MUSKEGON - 61

Section 2

		PollBook	DELEGATE TO COUNTY CONVENTION LAKETON TWP 2 (Vote For 5)												
			Dem Marge Faville	Dem William A. Faville, Jr.											Totals
MONTAGUE CITY	Precinct 1														
	Total														
MUSKEGON CITY	Precinct 1														
	Precinct 10														
	Precinct 11														
	Precinct 12														
	Precinct 13														
	Precinct 14														
	Precinct 2														
	Precinct 3														
	Precinct 4														
	Precinct 5														
	Precinct 6														
	Precinct 7														
	Precinct 8														
	Precinct 9														
	Total														
MUSKEGON HEIGHTS CITY	Precinct 2														
	Precinct 3														
	Precinct 4														
	Precinct 5														
	Precinct 6														
	Precinct 7														
	Total														
NORTH MUSKEGON CITY	Precinct 1														
	Precinct 2														
	Total														
NORTON SHORES CITY	Precinct 1														
	Precinct 10														
	Precinct 11														
	Precinct 2														
	Precinct 3														
	Precinct 4														
	Precinct 5														
	Precinct 6														
	Precinct 7														
	Precinct 8														
	Precinct 9														
	Total														
ROOSEVELT PARK CITY	Precinct 1														
	Precinct 2														
	Total														
WHITEHALL CITY	Precinct 1														
	Total														
Cities Totals															
Townships Totals			108	94											202
Grand Totals			108	94											202

STATEMENT OF VOTES, August Primary Election, Tuesday, August 3, 2010

Names of Townships and Election Districts

MUSKEGON 61

Section 1

		PollBook	DELEGATE TO COUNTY CONVENTION LAKETON TWP 3 (Vote For 6)												
			Rep Roger Drelkorn	Rep Frank Uriarte	Rep Patricia Uriarte										Totals
BLUE LAKE TOWNSHIP	Precinct 1														
	Total														
CASNOVIA TOWNSHIP	Precinct 1														
	Total														
CEDAR CREEK TOWNSHIP	Precinct 1														
	Total														
DALTON TOWNSHIP	Precinct 1														
	Precinct 2														
	Precinct 3														
	Precinct 4														
	Total														
EGELSTON TOWNSHIP	Precinct 1														
	Precinct 2														
	Precinct 3														
	Total														
FRUITLAND TOWNSHIP	Precinct 1														
	Precinct 2														
	Precinct 3														
	Total														
FRUITPORT TOWNSHIP	Precinct 1														
	Precinct 2														
	Precinct 3														
	Precinct 4														
	Total														
HOLTON TOWNSHIP	Precinct 1														
	Total														
LAKETON TOWNSHIP	Precinct 1														
	Precinct 2														
	Precinct 3		178	143	161										482
	Precinct 4														
	Total		178	143	161										482
MONTAGUE TOWNSHIP	Precinct 1														
	Total														
MOORLAND TOWNSHIP	Precinct 1														
	Total														
MUSKEGON TOWNSHIP	Precinct 1														
	Precinct 2														
	Precinct 3														
	Precinct 4														
	Precinct 5														
	Precinct 6														
	Precinct 7														
	Total														
RAVENNA TOWNSHIP	Precinct 1														
	Total														
SULLIVAN TOWNSHIP	Precinct 1														
	Total														
WHITE RIVER TOWNSHIP	Precinct 1														
	Total														
WHITEHALL TOWNSHIP	Precinct 1														
	Total														
Townships Totals			178	143	161										482

STATEMENT OF VOTES, August Primary Election, Tuesday, August 3, 2010

Names of Townships and Election Districts

MUSKEGON 61

Section 2

		PollBook	DELEGATE TO COUNTY CONVENTION LAKETON TWP 3 (Vote For 6)												
			Rep Roger Dralkorn	Rep Frank Uriarte	Rep Patricia Uriarte										Totals
MONTAGUE CITY	Precinct 1														
	Total														
MUSKEGON CITY	Precinct 1														
	Precinct 10														
	Precinct 11														
	Precinct 12														
	Precinct 13														
	Precinct 14														
	Precinct 2														
	Precinct 3														
	Precinct 4														
	Precinct 5														
	Precinct 6														
	Precinct 7														
	Precinct 8														
	Precinct 9														
	Total														
MUSKEGON HEIGHTS CITY	Precinct 2														
	Precinct 3														
	Precinct 4														
	Precinct 5														
	Precinct 6														
	Precinct 7														
	Total														
NORTH MUSKEGON CITY	Precinct 1														
	Precinct 2														
	Total														
NORTON SHORES CITY	Precinct 1														
	Precinct 10														
	Precinct 11														
	Precinct 2														
	Precinct 3														
	Precinct 4														
	Precinct 5														
	Precinct 6														
	Precinct 7														
	Precinct 8														
	Precinct 9														
	Total														
ROOSEVELT PARK CITY	Precinct 1														
	Precinct 2														
	Total														
WHITEHALL CITY	Precinct 1														
	Total														
Cities Totals															
Townships Totals			178	143	161										482
Grand Totals			178	143	161										482

STATEMENT OF VOTES, August Primary Election, Tuesday, August 3, 2010

Names of Townships and Election Districts

MUSKEGON 61

Section 1

		PollBook	DELEGATE TO COUNTY CONVENTION LAKETON TWP 3 (Vote For 7)												
			Dem James Burton	Dem Krystal Kauffman	Dem Cindy Kendall										Totals
BLUE LAKE TOWNSHIP	Precinct 1														
	Total														
CASNOVIA TOWNSHIP	Precinct 1														
	Total														
CEDAR CREEK TOWNSHIP	Precinct 1														
	Total														
DALTON TOWNSHIP	Precinct 1														
	Precinct 2														
	Precinct 3														
	Precinct 4														
	Total														
EGELSTON TOWNSHIP	Precinct 1														
	Precinct 2														
	Precinct 3														
	Total														
FRUITLAND TOWNSHIP	Precinct 1														
	Precinct 2														
	Precinct 3														
	Total														
FRUITPORT TOWNSHIP	Precinct 1														
	Precinct 2														
	Precinct 3														
	Precinct 4														
	Total														
HOLTON TOWNSHIP	Precinct 1														
	Total														
LAKETON TOWNSHIP	Precinct 1														
	Precinct 2														
	Precinct 3		84	88	86										258
	Precinct 4														
	Total		84	88	86										258
MONTAGUE TOWNSHIP	Precinct 1														
	Total														
MOORLAND TOWNSHIP	Precinct 1														
	Total														
MUSKEGON TOWNSHIP	Precinct 1														
	Precinct 2														
	Precinct 3														
	Precinct 4														
	Precinct 5														
	Precinct 6														
	Precinct 7														
	Total														
RAVENNA TOWNSHIP	Precinct 1														
	Total														
SULLIVAN TOWNSHIP	Precinct 1														
	Total														
WHITE RIVER TOWNSHIP	Precinct 1														
	Total														
WHITEHALL TOWNSHIP	Precinct 1														
	Total														
Townships Totals			84	88	86										258

STATEMENT OF VOTES, August Primary Election, Tuesday, August 3, 2010

Names of Townships and Election Districts

MUSKEGON 61

Section 2

		PollBook	DELEGATE TO COUNTY CONVENTION LAKETON TWP 3 (Vote For 7)												
			Dem James Burton	Dem Krystal Kauffman	Dem Cindy Kendall										Totals
MONTAGUE CITY	Precinct 1														
	Total														
MUSKEGON CITY	Precinct 1														
	Precinct 10														
	Precinct 11														
	Precinct 12														
	Precinct 13														
	Precinct 14														
	Precinct 2														
	Precinct 3														
	Precinct 4														
	Precinct 5														
	Precinct 6														
	Precinct 7														
	Precinct 8														
	Precinct 9														
	Total														
MUSKEGON HEIGHTS CITY	Precinct 2														
	Precinct 3														
	Precinct 4														
	Precinct 5														
	Precinct 6														
	Precinct 7														
	Total														
NORTH MUSKEGON CITY	Precinct 1														
	Precinct 2														
	Total														
NORTON SHORES CITY	Precinct 1														
	Precinct 10														
	Precinct 11														
	Precinct 2														
	Precinct 3														
	Precinct 4														
	Precinct 5														
	Precinct 6														
	Precinct 7														
	Precinct 8														
	Precinct 9														
	Total														
ROOSEVELT PARK CITY	Precinct 1														
	Precinct 2														
	Total														
WHITEHALL CITY	Precinct 1														
	Total														
Cities Totals															
Townships Totals			84	88	86										258
Grand Totals			84	88	86										258

STATEMENT OF VOTES, August Primary Election, Tuesday, August 3, 2010

Names of Townships and Election Districts

MUSKEGON 61

Section 1

		PollBook	DELEGATE TO COUNTY CONVENTION LAKETON TWP 4 (Vote For 4)												
			Rep Karen Crummel	Rep Roland Crummel	Rep James Verbancouer										Totals
BLUE LAKE TOWNSHIP	Precinct 1														
	Total														
CASNOVIA TOWNSHIP	Precinct 1														
	Total														
CEDAR CREEK TOWNSHIP	Precinct 1														
	Total														
DALTON TOWNSHIP	Precinct 1														
	Precinct 2														
	Precinct 3														
	Precinct 4														
	Total														
EGELSTON TOWNSHIP	Precinct 1														
	Precinct 2														
	Precinct 3														
	Total														
FRUITLAND TOWNSHIP	Precinct 1														
	Precinct 2														
	Precinct 3														
	Total														
FRUITPORT TOWNSHIP	Precinct 1														
	Precinct 2														
	Precinct 3														
	Precinct 4														
	Total														
HOLTON TOWNSHIP	Precinct 1														
	Total														
LAKETON TOWNSHIP	Precinct 1														
	Precinct 2														
	Precinct 3														
	Precinct 4		83	95	107										285
	Total		83	95	107										285
MONTAGUE TOWNSHIP	Precinct 1														
	Total														
MOORLAND TOWNSHIP	Precinct 1														
	Total														
MUSKEGON TOWNSHIP	Precinct 1														
	Precinct 2														
	Precinct 3														
	Precinct 4														
	Precinct 5														
	Precinct 6														
	Precinct 7														
	Total														
RAVENNA TOWNSHIP	Precinct 1														
	Total														
SULLIVAN TOWNSHIP	Precinct 1														
	Total														
WHITE RIVER TOWNSHIP	Precinct 1														
	Total														
WHITEHALL TOWNSHIP	Precinct 1														
	Total														
Townships Totals			83	95	107										285

STATEMENT OF VOTES, August Primary Election, Tuesday, August 3, 2010

Names of Townships and Election Districts

MUSKEGON 61

Section 2

		PollBook	DELEGATE TO COUNTY CONVENTION LAKETON TWP 4 (Vote For 4)												
			Rep Karen Crummel	Rep Roland Crummel	Rep James Verboncoeur										Totals
MONTAGUE CITY	Precinct 1														
	Total														
MUSKEGON CITY	Precinct 1														
	Precinct 10														
	Precinct 11														
	Precinct 12														
	Precinct 13														
	Precinct 14														
	Precinct 2														
	Precinct 3														
	Precinct 4														
	Precinct 5														
	Precinct 6														
	Precinct 7														
	Precinct 8														
	Precinct 9														
	Total														
MUSKEGON HEIGHTS CITY	Precinct 2														
	Precinct 3														
	Precinct 4														
	Precinct 5														
	Precinct 6														
	Precinct 7														
	Total														
NORTH MUSKEGON CITY	Precinct 1														
	Precinct 2														
	Total														
NORTON SHORES CITY	Precinct 1														
	Precinct 10														
	Precinct 11														
	Precinct 2														
	Precinct 3														
	Precinct 4														
	Precinct 5														
	Precinct 6														
	Precinct 7														
	Precinct 8														
	Precinct 9														
	Total														
ROOSEVELT PARK CITY	Precinct 1														
	Precinct 2														
	Total														
WHITEHALL CITY	Precinct 1														
	Total														
Cities Totals															
Townships Totals			83	95	107										285
Grand Totals			83	95	107										285

STATEMENT OF VOTES, August Primary Election, Tuesday, August 3, 2010

Names of Townships and Election Districts

MUSKEGON 61

Section 1

		PollBook	DELEGATE TO COUNTY CONVENTION LAKETON TWP 4 (Vote For 3)											
			Dem Felicia Bright											Totals
BLUE LAKE TOWNSHIP	Precinct 1													
	Total													
CASNOVIA TOWNSHIP	Precinct 1													
	Total													
CEDAR CREEK TOWNSHIP	Precinct 1													
	Total													
DALTON TOWNSHIP	Precinct 1													
	Precinct 2													
	Precinct 3													
	Precinct 4													
	Total													
EGELSTON TOWNSHIP	Precinct 1													
	Precinct 2													
	Precinct 3													
	Total													
FRUITLAND TOWNSHIP	Precinct 1													
	Precinct 2													
	Precinct 3													
	Total													
FRUITPORT TOWNSHIP	Precinct 1													
	Precinct 2													
	Precinct 3													
	Precinct 4													
	Total													
HOLTON TOWNSHIP	Precinct 1													
	Total													
LAKETON TOWNSHIP	Precinct 1													
	Precinct 2													
	Precinct 3													
	Precinct 4		104											104
	Total		104											104
MONTAGUE TOWNSHIP	Precinct 1													
	Total													
MOORLAND TOWNSHIP	Precinct 1													
	Total													
MUSKEGON TOWNSHIP	Precinct 1													
	Precinct 2													
	Precinct 3													
	Precinct 4													
	Precinct 5													
	Precinct 6													
	Precinct 7													
	Total													
RAVENNA TOWNSHIP	Precinct 1													
	Total													
SULLIVAN TOWNSHIP	Precinct 1													
	Total													
WHITE RIVER TOWNSHIP	Precinct 1													
	Total													
WHITEHALL TOWNSHIP	Precinct 1													
	Total													
Townships Totals			104											104

STATEMENT OF VOTES, August Primary Election, Tuesday, August 3, 2010

Names of Townships and Election Districts		PollBook	DELEGATE TO COUNTY CONVENTION LAKETON TWP 4 (Vote For 3)											
MUSKEGON 61			Dem Felicia Bright											Totals
Section 2														
MONTAGUE CITY	Precinct 1													
	Total													
MUSKEGON CITY	Precinct 1													
	Precinct 10													
	Precinct 11													
	Precinct 12													
	Precinct 13													
	Precinct 14													
	Precinct 2													
	Precinct 3													
	Precinct 4													
	Precinct 5													
	Precinct 6													
	Precinct 7													
	Precinct 8													
	Precinct 9													
	Total													
MUSKEGON HEIGHTS CITY	Precinct 2													
	Precinct 3													
	Precinct 4													
	Precinct 5													
	Precinct 6													
	Precinct 7													
	Total													
NORTH MUSKEGON CITY	Precinct 1													
	Precinct 2													
	Total													
NORTON SHORES CITY	Precinct 1													
	Precinct 10													
	Precinct 11													
	Precinct 2													
	Precinct 3													
	Precinct 4													
	Precinct 5													
	Precinct 6													
	Precinct 7													
	Precinct 8													
	Precinct 9													
	Total													
ROOSEVELT PARK CITY	Precinct 1													
	Precinct 2													
	Total													
WHITEHALL CITY	Precinct 1													
	Total													
Cities Totals														
Townships Totals			104											104
Grand Totals			104											104

STATEMENT OF VOTES, August Primary Election, Tuesday, August 3, 2010

Names of Townships and Election Districts		Poll Book	DELEGATE TO COUNTY CONVENTION MUSKEGON HEIGHTS CITY 2 (Vote For 7)											
MUSKEGON 61			Dem Kendra Doty	Dem T. C. Nash										Totals
Section 1														
BLUE LAKE TOWNSHIP	Precinct 1													
	Total													
CASNOVIA TOWNSHIP	Precinct 1													
	Total													
CEDAR CREEK TOWNSHIP	Precinct 1													
	Total													
DALTON TOWNSHIP	Precinct 1													
	Precinct 2													
	Precinct 3													
	Precinct 4													
	Total													
EGELSTON TOWNSHIP	Precinct 1													
	Precinct 2													
	Precinct 3													
	Total													
FRUITLAND TOWNSHIP	Precinct 1													
	Precinct 2													
	Precinct 3													
	Total													
FRUITPORT TOWNSHIP	Precinct 1													
	Precinct 2													
	Precinct 3													
	Precinct 4													
	Total													
HOLTON TOWNSHIP	Precinct 1													
	Total													
LAKETON TOWNSHIP	Precinct 1													
	Precinct 2													
	Precinct 3													
	Precinct 4													
	Total													
MONTAGUE TOWNSHIP	Precinct 1													
	Total													
MOORLAND TOWNSHIP	Precinct 1													
	Total													
MUSKEGON TOWNSHIP	Precinct 1													
	Precinct 2													
	Precinct 3													
	Precinct 4													
	Precinct 5													
	Precinct 6													
	Precinct 7													
	Total													
RAVENNA TOWNSHIP	Precinct 1													
	Total													
SULLIVAN TOWNSHIP	Precinct 1													
	Total													
WHITE RIVER TOWNSHIP	Precinct 1													
	Total													
WHITEHALL TOWNSHIP	Precinct 1													
	Total													
Townships Totals														

STATEMENT OF VOTES, August Primary Election, Tuesday, August 3, 2010

Names of Townships and Election Districts

MUSKEGON 61

Section 2

		PollBook	DELEGATE TO COUNTY CONVENTION MUSKEGON HEIGHTS CITY 2 (Vote For 7)												
			Dem Kendra Doty	Dem T. C. Nash											Totals
MONTAGUE CITY	Precinct 1														
	Total														
MUSKEGON CITY	Precinct 1														
	Precinct 10														
	Precinct 11														
	Precinct 12														
	Precinct 13														
	Precinct 14														
	Precinct 2														
	Precinct 3														
	Precinct 4														
	Precinct 5														
	Precinct 6														
	Precinct 7														
	Precinct 8														
	Precinct 9														
	Total														
MUSKEGON HEIGHTS CITY	Precinct 2		27	52											79
	Precinct 3														
	Precinct 4														
	Precinct 5														
	Precinct 6														
	Precinct 7														
	Total		27	52											79
NORTH MUSKEGON CITY	Precinct 1														
	Precinct 2														
	Total														
NORTON SHORES CITY	Precinct 1														
	Precinct 10														
	Precinct 11														
	Precinct 2														
	Precinct 3														
	Precinct 4														
	Precinct 5														
	Precinct 6														
	Precinct 7														
	Precinct 8														
	Precinct 9														
	Total														
ROOSEVELT PARK CITY	Precinct 1														
	Precinct 2														
	Total														
WHITEHALL CITY	Precinct 1														
	Total														
Cities Totals			27	52											79
Townships Totals															
Grand Totals			27	52											79

STATEMENT OF VOTES, August Primary Election, Tuesday, August 3, 2010

Names of Townships and Election Districts

MUSKEGON 61

Section 1

		Poll Book	DELEGATE TO COUNTY CONVENTION MUSKEGON HEIGHTS CITY 3 (Vote For 8)												
			Dem Ronald C. Bailey	Dem Loretta Briggs	Dem Marion C. Dunbar	Dem Melvin Dunbar	Dem Melvin B. Dunbar	Dem Ollie J. Dunbar	Dem Rittastine R. Wilkins						Totals
BLUE LAKE TOWNSHIP	Precinct 1														
	Total														
CASNOVIA TOWNSHIP	Precinct 1														
	Total														
CEDAR CREEK TOWNSHIP	Precinct 1														
	Total														
DALTON TOWNSHIP	Precinct 1														
	Precinct 2														
	Precinct 3														
	Precinct 4														
	Total														
EGELSTON TOWNSHIP	Precinct 1														
	Precinct 2														
	Precinct 3														
	Total														
FRUITLAND TOWNSHIP	Precinct 1														
	Precinct 2														
	Precinct 3														
	Total														
FRUITPORT TOWNSHIP	Precinct 1														
	Precinct 2														
	Precinct 3														
	Precinct 4														
	Total														
HOLTON TOWNSHIP	Precinct 1														
	Total														
LAKETON TOWNSHIP	Precinct 1														
	Precinct 2														
	Precinct 3														
	Precinct 4														
	Total														
MONTAGUE TOWNSHIP	Precinct 1														
	Total														
MOORLAND TOWNSHIP	Precinct 1														
	Total														
MUSKEGON TOWNSHIP	Precinct 1														
	Precinct 2														
	Precinct 3														
	Precinct 4														
	Precinct 5														
	Precinct 6														
	Precinct 7														
	Total														
RAVENNA TOWNSHIP	Precinct 1														
	Total														
SULLIVAN TOWNSHIP	Precinct 1														
	Total														
WHITE RIVER TOWNSHIP	Precinct 1														
	Total														
WHITEHALL TOWNSHIP	Precinct 1														
	Total														
Townships Totals															

STATEMENT OF VOTES, August Primary Election, Tuesday, August 3, 2010

MUSKEGON 61

Section 2

Names of Townships and Election Districts		PollBook	DELEGATE TO COUNTY CONVENTION MUSKEGON HEIGHTS CITY 3 (Vote For 8)												
			Dem Ronald C. Bailey	Dem Loretta Briggs	Dem Marion C. Dunbar	Dem Melvin Dunbar	Dem Melvin B. Dunbar	Dem Ollie J. Dunbar	Dem Rillastine R. Wilkins						Totals
MONTAGUE CITY	Precinct 1														
	Total														
MUSKEGON CITY	Precinct 1														
	Precinct 10														
	Precinct 11														
	Precinct 12														
	Precinct 13														
	Precinct 14														
	Precinct 2														
	Precinct 3														
	Precinct 4														
	Precinct 5														
	Precinct 6														
	Precinct 7														
	Precinct 8														
	Precinct 9														
	Total														
MUSKEGON HEIGHTS CITY	Precinct 2														
	Precinct 3		33	41	23	35	31	24	79						266
	Precinct 4														
	Precinct 5														
	Precinct 6														
	Precinct 7														
	Total		33	41	23	35	31	24	79						266
NORTH MUSKEGON CITY	Precinct 1														
	Precinct 2														
	Total														
NORTON SHORES CITY	Precinct 1														
	Precinct 10														
	Precinct 11														
	Precinct 2														
	Precinct 3														
	Precinct 4														
	Precinct 5														
	Precinct 6														
	Precinct 7														
	Precinct 8														
	Precinct 9														
	Total														
ROOSEVELT PARK CITY	Precinct 1														
	Precinct 2														
	Total														
WHITEHALL CITY	Precinct 1														
	Total														
Cities Totals			33	41	23	35	31	24	79						266
Townships Totals															
Grand Totals			33	41	23	35	31	24	79						266

STATEMENT OF VOTES, August Primary Election, Tuesday, August 3, 2010

MUSKEGON 61

Section 1

Names of Townships and Election Districts		PollBook	DELEGATE TO COUNTY CONVENTION MUSKEGON HEIGHTS CITY 5 (Vote For 8)											
			Dem Derrick Collins	Dem Francis Garrett	Dem Louis A. McMurray	Dem Lola Scott	Dem Jesse Vance, Jr.							Totals
BLUE LAKE TOWNSHIP	Precinct 1													
	Total													
CASNOVIA TOWNSHIP	Precinct 1													
	Total													
CEDAR CREEK TOWNSHIP	Precinct 1													
	Total													
DALTON TOWNSHIP	Precinct 1													
	Precinct 2													
	Precinct 3													
	Precinct 4													
	Total													
EGELSTON TOWNSHIP	Precinct 1													
	Precinct 2													
	Precinct 3													
	Total													
FRUITLAND TOWNSHIP	Precinct 1													
	Precinct 2													
	Precinct 3													
	Total													
FRUITPORT TOWNSHIP	Precinct 1													
	Precinct 2													
	Precinct 3													
	Precinct 4													
	Total													
HOLTON TOWNSHIP	Precinct 1													
	Total													
LAKETON TOWNSHIP	Precinct 1													
	Precinct 2													
	Precinct 3													
	Precinct 4													
	Total													
MONTAGUE TOWNSHIP	Precinct 1													
	Total													
MOORLAND TOWNSHIP	Precinct 1													
	Total													
MUSKEGON TOWNSHIP	Precinct 1													
	Precinct 2													
	Precinct 3													
	Precinct 4													
	Precinct 5													
	Precinct 6													
	Precinct 7													
	Total													
RAVENNA TOWNSHIP	Precinct 1													
	Total													
SULLIVAN TOWNSHIP	Precinct 1													
	Total													
WHITE RIVER TOWNSHIP	Precinct 1													
	Total													
WHITEHALL TOWNSHIP	Precinct 1													
	Total													
Townships Totals														

STATEMENT OF VOTES, August Primary Election, Tuesday, August 3, 2010

Names of Townships and Election Districts

MUSKEGON 61

Section 2

		PollBook	DELEGATE TO COUNTY CONVENTION MUSKEGON HEIGHTS CITY 5 (Vote For 8)												
			Dem Derrick Collins	Dem Francis Garrett	Dem Louis A. McMurray	Dem Lola Scott	Dem Jesse Vance, Jr.								Totals
MONTAGUE CITY	Precinct 1														
	Total														
MUSKEGON CITY	Precinct 1														
	Precinct 10														
	Precinct 11														
	Precinct 12														
	Precinct 13														
	Precinct 14														
	Precinct 2														
	Precinct 3														
	Precinct 4														
	Precinct 5														
	Precinct 6														
	Precinct 7														
	Precinct 8														
	Precinct 9														
	Total														
MUSKEGON HEIGHTS CITY	Precinct 2														
	Precinct 3														
	Precinct 4														
	Precinct 5		47	36	119	44	59								305
	Precinct 6														
	Precinct 7														
	Total		47	36	119	44	59								305
NORTH MUSKEGON CITY	Precinct 1														
	Precinct 2														
	Total														
NORTON SHORES CITY	Precinct 1														
	Precinct 10														
	Precinct 11														
	Precinct 2														
	Precinct 3														
	Precinct 4														
	Precinct 5														
	Precinct 6														
	Precinct 7														
	Precinct 8														
	Precinct 9														
	Total														
ROOSEVELT PARK CITY	Precinct 1														
	Precinct 2														
	Total														
WHITEHALL CITY	Precinct 1														
	Total														
Cities Totals			47	36	119	44	59								305
Townships Totals															
Grand Totals			47	36	119	44	59								305

STATEMENT OF VOTES, August Primary Election, Tuesday, August 3, 2010

Names of Townships and Election Districts

MUSKEGON 61

Section 1

		PollBook	DELEGATE TO COUNTY CONVENTION MUSKEGON HEIGHTS CITY 6 (Vote For 12)												
			Dem Bobby Joe McCowan	Dem Anthony Simmons, Sr.	Dem Margo Williams										Totals
BLUE LAKE TOWNSHIP	Precinct 1														
	Total														
CASNOVIA TOWNSHIP	Precinct 1														
	Total														
CEDAR CREEK TOWNSHIP	Precinct 1														
	Total														
DALTON TOWNSHIP	Precinct 1														
	Precinct 2														
	Precinct 3														
	Precinct 4														
	Total														
EGELSTON TOWNSHIP	Precinct 1														
	Precinct 2														
	Precinct 3														
	Total														
FRUITLAND TOWNSHIP	Precinct 1														
	Precinct 2														
	Precinct 3														
	Total														
FRUITPORT TOWNSHIP	Precinct 1														
	Precinct 2														
	Precinct 3														
	Precinct 4														
	Total														
HOLTON TOWNSHIP	Precinct 1														
	Total														
LAKETON TOWNSHIP	Precinct 1														
	Precinct 2														
	Precinct 3														
	Precinct 4														
	Total														
MONTAGUE TOWNSHIP	Precinct 1														
	Total														
MOORLAND TOWNSHIP	Precinct 1														
	Total														
MUSKEGON TOWNSHIP	Precinct 1														
	Precinct 2														
	Precinct 3														
	Precinct 4														
	Precinct 5														
	Precinct 6														
	Precinct 7														
	Total														
RAVENNA TOWNSHIP	Precinct 1														
	Total														
SULLIVAN TOWNSHIP	Precinct 1														
	Total														
WHITE RIVER TOWNSHIP	Precinct 1														
	Total														
WHITEHALL TOWNSHIP	Precinct 1														
	Total														
Townships Totals															

STATEMENT OF VOTES, August Primary Election, Tuesday, August 3, 2010

MUSKEGON 61

Section 2

Names of Townships and Election Districts		PollBook	DELEGATE TO COUNTY CONVENTION MUSKEGON HEIGHTS CITY 6 (Vote For 12)												
			Dem Bobby Joe McCowan	Dem Anthony Simmons, Sr.	Dem Margo Williams										Totals
MONTAGUE CITY	Precinct 1														
	Total														
MUSKEGON CITY	Precinct 1														
	Precinct 10														
	Precinct 11														
	Precinct 12														
	Precinct 13														
	Precinct 14														
	Precinct 2														
	Precinct 3														
	Precinct 4														
	Precinct 5														
	Precinct 6														
	Precinct 7														
	Precinct 8														
	Precinct 9														
	Total														
MUSKEGON HEIGHTS CITY	Precinct 2														
	Precinct 3														
	Precinct 4														
	Precinct 5														
	Precinct 6		48	42	82										172
	Precinct 7														
	Total		48	42	82										172
NORTH MUSKEGON CITY	Precinct 1														
	Precinct 2														
	Total														
NORTON SHORES CITY	Precinct 1														
	Precinct 10														
	Precinct 11														
	Precinct 2														
	Precinct 3														
	Precinct 4														
	Precinct 5														
	Precinct 6														
	Precinct 7														
	Precinct 8														
	Precinct 9														
	Total														
ROOSEVELT PARK CITY	Precinct 1														
	Precinct 2														
	Total														
WHITEHALL CITY	Precinct 1														
	Total														
Cities Totals			48	42	82										172
Townships Totals															
Grand Totals			48	42	82										172

STATEMENT OF VOTES, August Primary Election, Tuesday, August 3, 2010

MUSKEGON 61

Section 1

Names of Townships and Election Districts		Poll Book	DELEGATE TO COUNTY CONVENTION MUSKEGON HEIGHTS CITY 7 (Vote For 10)											
			Dem Floyd Cook, Jr.	Dem Arthur D. Townsel										Totals
BLUE LAKE TOWNSHIP	Precinct 1													
	Total													
CASNOVIA TOWNSHIP	Precinct 1													
	Total													
CEDAR CREEK TOWNSHIP	Precinct 1													
	Total													
DALTON TOWNSHIP	Precinct 1													
	Precinct 2													
	Precinct 3													
	Precinct 4													
	Total													
EGELSTON TOWNSHIP	Precinct 1													
	Precinct 2													
	Precinct 3													
	Total													
FRUITLAND TOWNSHIP	Precinct 1													
	Precinct 2													
	Precinct 3													
	Total													
FRUITPORT TOWNSHIP	Precinct 1													
	Precinct 2													
	Precinct 3													
	Precinct 4													
	Total													
HOLTON TOWNSHIP	Precinct 1													
	Total													
LAKETON TOWNSHIP	Precinct 1													
	Precinct 2													
	Precinct 3													
	Precinct 4													
	Total													
MONTAGUE TOWNSHIP	Precinct 1													
	Total													
MOORLAND TOWNSHIP	Precinct 1													
	Total													
MUSKEGON TOWNSHIP	Precinct 1													
	Precinct 2													
	Precinct 3													
	Precinct 4													
	Precinct 5													
	Precinct 6													
	Precinct 7													
	Total													
RAVENNA TOWNSHIP	Precinct 1													
	Total													
SULLIVAN TOWNSHIP	Precinct 1													
	Total													
WHITE RIVER TOWNSHIP	Precinct 1													
	Total													
WHITEHALL TOWNSHIP	Precinct 1													
	Total													
Townships Totals														

STATEMENT OF VOTES, August Primary Election, Tuesday, August 3, 2010

Names of Townships and Election Districts

MUSKEGON 61

Section 2

		PollBook	DELEGATE TO COUNTY CONVENTION MUSKEGON HEIGHTS CITY 7 (Vote For 10)												
			Dem Floyd Cook, Jr.	Dem Arthur D. Townsel											Totals
MONTAGUE CITY	Precinct 1														
Total															
MUSKEGON CITY	Precinct 1														
	Precinct 10														
	Precinct 11														
	Precinct 12														
	Precinct 13														
	Precinct 14														
	Precinct 2														
	Precinct 3														
	Precinct 4														
	Precinct 5														
	Precinct 6														
	Precinct 7														
	Precinct 8														
	Precinct 9														
Total															
MUSKEGON HEIGHTS CITY	Precinct 2														
	Precinct 3														
	Precinct 4														
	Precinct 5														
	Precinct 6														
	Precinct 7		97	43											140
Total			97	43											140
NORTH MUSKEGON CITY	Precinct 1														
	Precinct 2														
Total															
NORTON SHORES CITY	Precinct 1														
	Precinct 10														
	Precinct 11														
	Precinct 2														
	Precinct 3														
	Precinct 4														
	Precinct 5														
	Precinct 6														
	Precinct 7														
	Precinct 8														
	Precinct 9														
Total															
ROOSEVELT PARK CITY	Precinct 1														
	Precinct 2														
Total															
WHITEHALL CITY	Precinct 1														
Total															
Cities Totals			97	43											140
Townships Totals															
Grand Totals			97	43											140

STATEMENT OF VOTES, August Primary Election, Tuesday, August 3, 2010

Names of Townships and Election Districts		PollBook	DELEGATE TO COUNTY CONVENTION MONTAGUE CITY (Vote For 6)										
MUSKEGON 61			Rep Joseph Jurecki										Totals
Section 1													
BLUE LAKE TOWNSHIP	Precinct 1												
	Total												
CASNOVIA TOWNSHIP	Precinct 1												
	Total												
CEDAR CREEK TOWNSHIP	Precinct 1												
	Total												
DALTON TOWNSHIP	Precinct 1												
	Precinct 2												
	Precinct 3												
	Precinct 4												
	Total												
EGELSTON TOWNSHIP	Precinct 1												
	Precinct 2												
	Precinct 3												
	Total												
FRUITLAND TOWNSHIP	Precinct 1												
	Precinct 2												
	Precinct 3												
	Total												
FRUITPORT TOWNSHIP	Precinct 1												
	Precinct 2												
	Precinct 3												
	Precinct 4												
	Total												
HOLTON TOWNSHIP	Precinct 1												
	Total												
LAKETON TOWNSHIP	Precinct 1												
	Precinct 2												
	Precinct 3												
	Precinct 4												
	Total												
MONTAGUE TOWNSHIP	Precinct 1												
	Total												
MOORLAND TOWNSHIP	Precinct 1												
	Total												
MUSKEGON TOWNSHIP	Precinct 1												
	Precinct 2												
	Precinct 3												
	Precinct 4												
	Precinct 5												
	Precinct 6												
	Precinct 7												
	Total												
RAVENNA TOWNSHIP	Precinct 1												
	Total												
SULLIVAN TOWNSHIP	Precinct 1												
	Total												
WHITE RIVER TOWNSHIP	Precinct 1												
	Total												
WHITEHALL TOWNSHIP	Precinct 1												
	Total												
Townships Totals													

STATEMENT OF VOTES, August Primary Election, Tuesday, August 3, 2010

Names of Townships and Election Districts

MUSKEGON 61

Section 2

		PollBook	DELEGATE TO COUNTY CONVENTION MONTAGUE CITY (Vote For 6)												
			Rep Joseph Jurecki												Totals
MONTAGUE CITY	Precinct 1		196												196
	Total		196												196
MUSKEGON CITY	Precinct 1														
	Precinct 10														
	Precinct 11														
	Precinct 12														
	Precinct 13														
	Precinct 14														
	Precinct 2														
	Precinct 3														
	Precinct 4														
	Precinct 5														
	Precinct 6														
	Precinct 7														
	Precinct 8														
	Precinct 9														
	Total														
MUSKEGON HEIGHTS CITY	Precinct 2														
	Precinct 3														
	Precinct 4														
	Precinct 5														
	Precinct 6														
	Precinct 7														
	Total														
NORTH MUSKEGON CITY	Precinct 1														
	Precinct 2														
	Total														
NORTON SHORES CITY	Precinct 1														
	Precinct 10														
	Precinct 11														
	Precinct 2														
	Precinct 3														
	Precinct 4														
	Precinct 5														
	Precinct 6														
	Precinct 7														
	Precinct 8														
	Precinct 9														
	Total														
ROOSEVELT PARK CITY	Precinct 1														
	Precinct 2														
	Total														
WHITEHALL CITY	Precinct 1														
	Total														
Cities Totals			196												196
Townships Totals															
Grand Totals			196												196

******* Official Results *******

STATEMENT OF VOTES, August Primary Election, Tuesday, August 3, 2010

Names of Townships and Election Districts

MUSKEGON 61

Section 1

		Poll Book	DELEGATE TO COUNTY CONVENTION MONTAGUE CITY (Vote For 9)											
			Dem Loretta M. Chalmers	Dem John J. DeWolf	Dem Donna M. DeWolf	Dem Kenneth Mahoney								Totals
BLUE LAKE TOWNSHIP	Precinct 1													
	Total													
CASNOVIA TOWNSHIP	Precinct 1													
	Total													
CEDAR CREEK TOWNSHIP	Precinct 1													
	Total													
DALTON TOWNSHIP	Precinct 1													
	Precinct 2													
	Precinct 3													
	Precinct 4													
	Total													
EGELSTON TOWNSHIP	Precinct 1													
	Precinct 2													
	Precinct 3													
	Total													
FRUITLAND TOWNSHIP	Precinct 1													
	Precinct 2													
	Precinct 3													
	Total													
FRUITPORT TOWNSHIP	Precinct 1													
	Precinct 2													
	Precinct 3													
	Precinct 4													
	Total													
HOLTON TOWNSHIP	Precinct 1													
	Total													
LAKETON TOWNSHIP	Precinct 1													
	Precinct 2													
	Precinct 3													
	Precinct 4													
	Total													
MONTAGUE TOWNSHIP	Precinct 1													
	Total													
MOORLAND TOWNSHIP	Precinct 1													
	Total													
MUSKEGON TOWNSHIP	Precinct 1													
	Precinct 2													
	Precinct 3													
	Precinct 4													
	Precinct 5													
	Precinct 6													
	Precinct 7													
	Total													
RAVENNA TOWNSHIP	Precinct 1													
	Total													
SULLIVAN TOWNSHIP	Precinct 1													
	Total													
WHITE RIVER TOWNSHIP	Precinct 1													
	Total													
WHITEHALL TOWNSHIP	Precinct 1													
	Total													
Townships Totals														

STATEMENT OF VOTES, August Primary Election, Tuesday, August 3, 2010

MUSKEGON 61

Section 2

Names of Townships and Election Districts		PollBook	DELEGATE TO COUNTY CONVENTION MONTAGUE CITY (Vote For 9)												
			Dem Loretta M. Chalmers	Dem John J. DeWolf	Dem Donna M. DeWolf	Dem Kenneth Mahoney									Totals
MONTAGUE CITY	Precinct 1		51	54	48	99									252
	Total		51	54	48	99									252
MUSKEGON CITY	Precinct 1														
	Precinct 10														
	Precinct 11														
	Precinct 12														
	Precinct 13														
	Precinct 14														
	Precinct 2														
	Precinct 3														
	Precinct 4														
	Precinct 5														
	Precinct 6														
	Precinct 7														
	Precinct 8														
	Precinct 9														
	Total														
MUSKEGON HEIGHTS CITY	Precinct 2														
	Precinct 3														
	Precinct 4														
	Precinct 5														
	Precinct 6														
	Precinct 7														
	Total														
NORTH MUSKEGON CITY	Precinct 1														
	Precinct 2														
	Total														
NORTON SHORES CITY	Precinct 1														
	Precinct 10														
	Precinct 11														
	Precinct 2														
	Precinct 3														
	Precinct 4														
	Precinct 5														
	Precinct 6														
	Precinct 7														
	Precinct 8														
	Precinct 9														
	Total														
ROOSEVELT PARK CITY	Precinct 1														
	Precinct 2														
	Total														
WHITEHALL CITY	Precinct 1														
	Total														
Cities Totals			51	54	48	99									252
Townships Totals															
Grand Totals			51	54	48	99									252

******* Official Results *******

STATEMENT OF VOTES, August Primary Election, Tuesday, August 3, 2010

| Names of Townships and Election Districts | | PollBook | DELEGATE TO COUNTY CONVENTION MONTAGUE TWP (Vote For 4) | | |

STATEMENT OF VOTES, August Primary Election, Tuesday, August 3, 2010

MUSKEGON 61

Section 2

Names of Townships and Election Districts		PollBook	DELEGATE TO COUNTY CONVENTION MONTAGUE TWP (Vote For 4)												
			Rep Martha E. Dillon	Rep Vicki Goss											Totals
MONTAGUE CITY	Precinct 1														
	Total														
MUSKEGON CITY	Precinct 1														
	Precinct 10														
	Precinct 11														
	Precinct 12														
	Precinct 13														
	Precinct 14														
	Precinct 2														
	Precinct 3														
	Precinct 4														
	Precinct 5														
	Precinct 6														
	Precinct 7														
	Precinct 8														
	Precinct 9														
	Total														
MUSKEGON HEIGHTS CITY	Precinct 2														
	Precinct 3														
	Precinct 4														
	Precinct 5														
	Precinct 6														
	Precinct 7														
	Total														
NORTH MUSKEGON CITY	Precinct 1														
	Precinct 2														
	Total														
NORTON SHORES CITY	Precinct 1														
	Precinct 10														
	Precinct 11														
	Precinct 2														
	Precinct 3														
	Precinct 4														
	Precinct 5														
	Precinct 6														
	Precinct 7														
	Precinct 8														
	Precinct 9														
	Total														
ROOSEVELT PARK CITY	Precinct 1														
	Precinct 2														
	Total														
WHITEHALL CITY	Precinct 1														
	Total														
Cities Totals															
Townships Totals			111	132											243
Grand Totals			111	132											243

STATEMENT OF VOTES, August Primary Election, Tuesday, August 3, 2010

MUSKEGON 61

Section 1

Names of Townships and Election Districts		PollBook	DELEGATE TO COUNTY CONVENTION MUSKEGON CITY 12 (Vote For 4)										
			Rep Kyle J. Fliebig										Totals
BLUE LAKE TOWNSHIP	Precinct 1												
	Total												
CASNOVIA TOWNSHIP	Precinct 1												
	Total												
CEDAR CREEK TOWNSHIP	Precinct 1												
	Total												
DALTON TOWNSHIP	Precinct 1												
	Precinct 2												
	Precinct 3												
	Precinct 4												
	Total												
EGELSTON TOWNSHIP	Precinct 1												
	Precinct 2												
	Precinct 3												
	Total												
FRUITLAND TOWNSHIP	Precinct 1												
	Precinct 2												
	Precinct 3												
	Total												
FRUITPORT TOWNSHIP	Precinct 1												
	Precinct 2												
	Precinct 3												
	Precinct 4												
	Total												
HOLTON TOWNSHIP	Precinct 1												
	Total												
LAKETON TOWNSHIP	Precinct 1												
	Precinct 2												
	Precinct 3												
	Precinct 4												
	Total												
MONTAGUE TOWNSHIP	Precinct 1												
	Total												
MOORLAND TOWNSHIP	Precinct 1												
	Total												
MUSKEGON TOWNSHIP	Precinct 1												
	Precinct 2												
	Precinct 3												
	Precinct 4												
	Precinct 5												
	Precinct 6												
	Precinct 7												
	Total												
RAVENNA TOWNSHIP	Precinct 1												
	Total												
SULLIVAN TOWNSHIP	Precinct 1												
	Total												
WHITE RIVER TOWNSHIP	Precinct 1												
	Total												
WHITEHALL TOWNSHIP	Precinct 1												
	Total												
Townships Totals													

STATEMENT OF VOTES, August Primary Election, Tuesday, August 3, 2010

MUSKEGON 61

Section 2

Names of Townships and Election Districts		PollBook	DELEGATE TO COUNTY CONVENTION MUSKEGON CITY 12 (Vote For 4)	
			Rep Kyle J. Friebig	Totals
MONTAGUE CITY	Precinct 1			
	Total			
MUSKEGON CITY	Precinct 1			
	Precinct 10			
	Precinct 11			
	Precinct 12		108	108
	Precinct 13			
	Precinct 14			
	Precinct 2			
	Precinct 3			
	Precinct 4			
	Precinct 5			
	Precinct 6			
	Precinct 7			
	Precinct 8			
	Precinct 9			
	Total		108	108
MUSKEGON HEIGHTS CITY	Precinct 2			
	Precinct 3			
	Precinct 4			
	Precinct 5			
	Precinct 6			
	Precinct 7			
	Total			
NORTH MUSKEGON CITY	Precinct 1			
	Precinct 2			
	Total			
NORTON SHORES CITY	Precinct 1			
	Precinct 10			
	Precinct 11			
	Precinct 2			
	Precinct 3			
	Precinct 4			
	Precinct 5			
	Precinct 6			
	Precinct 7			
	Precinct 8			
	Precinct 9			
	Total			
ROOSEVELT PARK CITY	Precinct 1			
	Precinct 2			
	Total			
WHITEHALL CITY	Precinct 1			
	Total			
Cities Totals			108	108
Townships Totals				
Grand Totals			108	108

STATEMENT OF VOTES, August Primary Election, Tuesday, August 3, 2010

MUSKEGON 61

Section 1

Names of Townships and Election Districts		Poll Book	DELEGATE TO COUNTY CONVENTION MUSKEGON CITY 13 (Vote For 4)										
			Rep Brandon Beck										Totals
BLUE LAKE TOWNSHIP	Precinct 1												
	Total												
CASNOVIA TOWNSHIP	Precinct 1												
	Total												
CEDAR CREEK TOWNSHIP	Precinct 1												
	Total												
DALTON TOWNSHIP	Precinct 1												
	Precinct 2												
	Precinct 3												
	Precinct 4												
	Total												
EGELSTON TOWNSHIP	Precinct 1												
	Precinct 2												
	Precinct 3												
	Total												
FRUITLAND TOWNSHIP	Precinct 1												
	Precinct 2												
	Precinct 3												
	Total												
FRUITPORT TOWNSHIP	Precinct 1												
	Precinct 2												
	Precinct 3												
	Precinct 4												
	Total												
HOLTON TOWNSHIP	Precinct 1												
	Total												
LAKETON TOWNSHIP	Precinct 1												
	Precinct 2												
	Precinct 3												
	Precinct 4												
	Total												
MONTAGUE TOWNSHIP	Precinct 1												
	Total												
MOORLAND TOWNSHIP	Precinct 1												
	Total												
MUSKEGON TOWNSHIP	Precinct 1												
	Precinct 2												
	Precinct 3												
	Precinct 4												
	Precinct 5												
	Precinct 6												
	Precinct 7												
	Total												
RAVENNA TOWNSHIP	Precinct 1												
	Total												
SULLIVAN TOWNSHIP	Precinct 1												
	Total												
WHITE RIVER TOWNSHIP	Precinct 1												
	Total												
WHITEHALL TOWNSHIP	Precinct 1												
	Total												
Townships Totals													

STATEMENT OF VOTES, August Primary Election, Tuesday, August 3, 2010

Names of Townships and Election Districts

MUSKEGON 61

Section 2

		Poll Book	DELEGATE TO COUNTY CONVENTION MUSKEGON CITY 13 (Vote For 4)	
			Rep Brandon Beck	Totals
MONTAGUE CITY	Precinct 1			
	Total			
MUSKEGON CITY	Precinct 1			
	Precinct 10			
	Precinct 11			
	Precinct 12			
	Precinct 13		196	196
	Precinct 14			
	Precinct 2			
	Precinct 3			
	Precinct 4			
	Precinct 5			
	Precinct 6			
	Precinct 7			
	Precinct 8			
	Precinct 9			
	Total		196	196
MUSKEGON HEIGHTS CITY	Precinct 2			
	Precinct 3			
	Precinct 4			
	Precinct 5			
	Precinct 6			
	Precinct 7			
	Total			
NORTH MUSKEGON CITY	Precinct 1			
	Precinct 2			
	Total			
NORTON SHORES CITY	Precinct 1			
	Precinct 10			
	Precinct 11			
	Precinct 2			
	Precinct 3			
	Precinct 4			
	Precinct 5			
	Precinct 6			
	Precinct 7			
	Precinct 8			
	Precinct 9			
	Total			
ROOSEVELT PARK CITY	Precinct 1			
	Precinct 2			
	Total			
WHITEHALL CITY	Precinct 1			
	Total			
Cities Totals			196	196
Townships Totals				
Grand Totals			196	196

STATEMENT OF VOTES, August Primary Election, Tuesday, August 3, 2010

MUSKEGON 61

Section 1

Names of Townships and Election Districts		PollBook	DELEGATE TO COUNTY CONVENTION MUSKEGON CITY 13 (Vote For 4)										
			Dem Loren Sturrus										Totals
BLUE LAKE TOWNSHIP	Precinct 1												
	Total												
CASNOVIA TOWNSHIP	Precinct 1												
	Total												
CEDAR CREEK TOWNSHIP	Precinct 1												
	Total												
DALTON TOWNSHIP	Precinct 1												
	Precinct 2												
	Precinct 3												
	Precinct 4												
	Total												
EGELSTON TOWNSHIP	Precinct 1												
	Precinct 2												
	Precinct 3												
	Total												
FRUITLAND TOWNSHIP	Precinct 1												
	Precinct 2												
	Precinct 3												
	Total												
FRUITPORT TOWNSHIP	Precinct 1												
	Precinct 2												
	Precinct 3												
	Precinct 4												
	Total												
HOLTON TOWNSHIP	Precinct 1												
	Total												
LAKETON TOWNSHIP	Precinct 1												
	Precinct 2												
	Precinct 3												
	Precinct 4												
	Total												
MONTAGUE TOWNSHIP	Precinct 1												
	Total												
MOORLAND TOWNSHIP	Precinct 1												
	Total												
MUSKEGON TOWNSHIP	Precinct 1												
	Precinct 2												
	Precinct 3												
	Precinct 4												
	Precinct 5												
	Precinct 6												
	Precinct 7												
	Total												
RAVENNA TOWNSHIP	Precinct 1												
	Total												
SULLIVAN TOWNSHIP	Precinct 1												
	Total												
WHITE RIVER TOWNSHIP	Precinct 1												
	Total												
WHITEHALL TOWNSHIP	Precinct 1												
	Total												
Townships Totals													

STATEMENT OF VOTES, August Primary Election, Tuesday, August 3, 2010

Names of Townships and Election Districts

MUSKEGON 61

Section 2

		Poll Book	DELEGATE TO COUNTY CONVENTION MUSKEGON CITY 13 (Vote For 4)												
			Dem Loren Sturrus												Totals
MONTAGUE CITY	Precinct 1														
	Total														
MUSKEGON CITY	Precinct 1														
	Precinct 10														
	Precinct 11														
	Precinct 12														
	Precinct 13		168												168
	Precinct 14														
	Precinct 2														
	Precinct 3														
	Precinct 4														
	Precinct 5														
	Precinct 6														
	Precinct 7														
	Precinct 8														
	Precinct 9														
	Total		168												168
MUSKEGON HEIGHTS CITY	Precinct 2														
	Precinct 3														
	Precinct 4														
	Precinct 5														
	Precinct 6														
	Precinct 7														
	Total														
NORTH MUSKEGON CITY	Precinct 1														
	Precinct 2														
	Total														
NORTON SHORES CITY	Precinct 1														
	Precinct 10														
	Precinct 11														
	Precinct 2														
	Precinct 3														
	Precinct 4														
	Precinct 5														
	Precinct 6														
	Precinct 7														
	Precinct 8														
	Precinct 9														
	Total														
ROOSEVELT PARK CITY	Precinct 1														
	Precinct 2														
	Total														
WHITEHALL CITY	Precinct 1														
	Total														
Cities Totals			168												168
Townships Totals															
Grand Totals			168												168

STATEMENT OF VOTES, August Primary Election, Tuesday, August 3, 2010

Names of Townships and Election Districts

MUSKEGON 61

Section 1

		Poll Book	DELEGATE TO COUNTY CONVENTION MUSKEGON CITY 1 (Vote For 10)										
			Dem Virgie Jackson										Totals
BLUE LAKE TOWNSHIP	Precinct 1												
	Total												
CASNOVIA TOWNSHIP	Precinct 1												
	Total												
CEDAR CREEK TOWNSHIP	Precinct 1												
	Total												
DALTON TOWNSHIP	Precinct 1												
	Precinct 2												
	Precinct 3												
	Precinct 4												
	Total												
EGELSTON TOWNSHIP	Precinct 1												
	Precinct 2												
	Precinct 3												
	Total												
FRUITLAND TOWNSHIP	Precinct 1												
	Precinct 2												
	Precinct 3												
	Total												
FRUITPORT TOWNSHIP	Precinct 1												
	Precinct 2												
	Precinct 3												
	Precinct 4												
	Total												
HOLTON TOWNSHIP	Precinct 1												
	Total												
LAKETON TOWNSHIP	Precinct 1												
	Precinct 2												
	Precinct 3												
	Precinct 4												
	Total												
MONTAGUE TOWNSHIP	Precinct 1												
	Total												
MOORLAND TOWNSHIP	Precinct 1												
	Total												
MUSKEGON TOWNSHIP	Precinct 1												
	Precinct 2												
	Precinct 3												
	Precinct 4												
	Precinct 5												
	Precinct 6												
	Precinct 7												
	Total												
RAVENNA TOWNSHIP	Precinct 1												
	Total												
SULLIVAN TOWNSHIP	Precinct 1												
	Total												
WHITE RIVER TOWNSHIP	Precinct 1												
	Total												
WHITEHALL TOWNSHIP	Precinct 1												
	Total												
Townships Totals													

STATEMENT OF VOTES, August Primary Election, Tuesday, August 3, 2010

Names of Townships and Election Districts

MUSKEGON 61

Section 2

		PollBook	DELEGATE TO COUNTY CONVENTION MUSKEGON CITY 1 (Vote For 10)	
			Dem Virgie Jackson	Totals
MONTAGUE CITY	Precinct 1			
	Total			
MUSKEGON CITY	Precinct 1		158	158
	Precinct 10			
	Precinct 11			
	Precinct 12			
	Precinct 13			
	Precinct 14			
	Precinct 2			
	Precinct 3			
	Precinct 4			
	Precinct 5			
	Precinct 6			
	Precinct 7			
	Precinct 8			
	Precinct 9			
	Total		158	158
MUSKEGON HEIGHTS CITY	Precinct 2			
	Precinct 3			
	Precinct 4			
	Precinct 5			
	Precinct 6			
	Precinct 7			
	Total			
NORTH MUSKEGON CITY	Precinct 1			
	Precinct 2			
	Total			
NORTON SHORES CITY	Precinct 1			
	Precinct 10			
	Precinct 11			
	Precinct 2			
	Precinct 3			
	Precinct 4			
	Precinct 5			
	Precinct 6			
	Precinct 7			
	Precinct 8			
	Precinct 9			
	Total			
ROOSEVELT PARK CITY	Precinct 1			
	Precinct 2			
	Total			
WHITEHALL CITY	Precinct 1			
	Total			
Cities Totals			158	158
Townships Totals				
Grand Totals			158	158

STATEMENT OF VOTES, August Primary Election, Tuesday, August 3, 2010

Names of Townships and Election Districts **MUSKEGON 61** Section 1		Poll Book	DELEGATE TO COUNTY CONVENTION MUSKEGON CITY 2 (Vote For 11) Dem Charles Nash										Totals
BLUE LAKE TOWNSHIP	Precinct 1												
	Total												
CASNOVIA TOWNSHIP	Precinct 1												
	Total												
CEDAR CREEK TOWNSHIP	Precinct 1												
	Total												
DALTON TOWNSHIP	Precinct 1												
	Precinct 2												
	Precinct 3												
	Precinct 4												
	Total												
EGELSTON TOWNSHIP	Precinct 1												
	Precinct 2												
	Precinct 3												
	Total												
FRUITLAND TOWNSHIP	Precinct 1												
	Precinct 2												
	Precinct 3												
	Total												
FRUITPORT TOWNSHIP	Precinct 1												
	Precinct 2												
	Precinct 3												
	Precinct 4												
	Total												
HOLTON TOWNSHIP	Precinct 1												
	Total												
LAKETON TOWNSHIP	Precinct 1												
	Precinct 2												
	Precinct 3												
	Precinct 4												
	Total												
MONTAGUE TOWNSHIP	Precinct 1												
	Total												
MOORLAND TOWNSHIP	Precinct 1												
	Total												
MUSKEGON TOWNSHIP	Precinct 1												
	Precinct 2												
	Precinct 3												
	Precinct 4												
	Precinct 5												
	Precinct 6												
	Precinct 7												
	Total												
RAVENNA TOWNSHIP	Precinct 1												
	Total												
SULLIVAN TOWNSHIP	Precinct 1												
	Total												
WHITE RIVER TOWNSHIP	Precinct 1												
	Total												
WHITEHALL TOWNSHIP	Precinct 1												
	Total												
Townships Totals													

STATEMENT OF VOTES, August Primary Election, Tuesday, August 3, 2010

MUSKEGON 61

Section 2

Names of Townships and Election Districts		Poll Book	DELEGATE TO COUNTY CONVENTION MUSKEGON CITY 2 (Vote For 11)	
			Dem Charles Nash	Totals
MONTAGUE CITY	Precinct 1			
	Total			
MUSKEGON CITY	Precinct 1			
	Precinct 10			
	Precinct 11			
	Precinct 12			
	Precinct 13			
	Precinct 14			
	Precinct 2		191	191
	Precinct 3			
	Precinct 4			
	Precinct 5			
	Precinct 6			
	Precinct 7			
	Precinct 8			
	Precinct 9			
	Total		191	191
MUSKEGON HEIGHTS CITY	Precinct 2			
	Precinct 3			
	Precinct 4			
	Precinct 5			
	Precinct 6			
	Precinct 7			
	Total			
NORTH MUSKEGON CITY	Precinct 1			
	Precinct 2			
	Total			
NORTON SHORES CITY	Precinct 1			
	Precinct 10			
	Precinct 11			
	Precinct 2			
	Precinct 3			
	Precinct 4			
	Precinct 5			
	Precinct 6			
	Precinct 7			
	Precinct 8			
	Precinct 9			
	Total			
ROOSEVELT PARK CITY	Precinct 1			
	Precinct 2			
	Total			
WHITEHALL CITY	Precinct 1			
	Total			
Cities Totals			191	191
Townships Totals				
Grand Totals			191	191

STATEMENT OF VOTES, August Primary Election, Tuesday, August 3, 2010

Names of Townships and Election Districts

MUSKEGON 61

Section 1

		PollBook	DELEGATE TO COUNTY CONVENTION MUSKEGON CITY 4 (Vote For 2)										
			Rep Gail Eichorst										Totals
BLUE LAKE TOWNSHIP	Precinct 1												
	Total												
CASNOVIA TOWNSHIP	Precinct 1												
	Total												
CEDAR CREEK TOWNSHIP	Precinct 1												
	Total												
DALTON TOWNSHIP	Precinct 1												
	Precinct 2												
	Precinct 3												
	Precinct 4												
	Total												
EGELSTON TOWNSHIP	Precinct 1												
	Precinct 2												
	Precinct 3												
	Total												
FRUITLAND TOWNSHIP	Precinct 1												
	Precinct 2												
	Precinct 3												
	Total												
FRUITPORT TOWNSHIP	Precinct 1												
	Precinct 2												
	Precinct 3												
	Precinct 4												
	Total												
HOLTON TOWNSHIP	Precinct 1												
	Total												
LAKETON TOWNSHIP	Precinct 1												
	Precinct 2												
	Precinct 3												
	Precinct 4												
	Total												
MONTAGUE TOWNSHIP	Precinct 1												
	Total												
MOORLAND TOWNSHIP	Precinct 1												
	Total												
MUSKEGON TOWNSHIP	Precinct 1												
	Precinct 2												
	Precinct 3												
	Precinct 4												
	Precinct 5												
	Precinct 6												
	Precinct 7												
	Total												
RAVENNA TOWNSHIP	Precinct 1												
	Total												
SULLIVAN TOWNSHIP	Precinct 1												
	Total												
WHITE RIVER TOWNSHIP	Precinct 1												
	Total												
WHITEHALL TOWNSHIP	Precinct 1												
	Total												
Townships Totals													

STATEMENT OF VOTES, August Primary Election, Tuesday, August 3, 2010

Names of Townships and Election Districts

MUSKEGON 61

Section 2

		Poll Book	DELEGATE TO COUNTY CONVENTION MUSKEGON CITY 4 (Vote For 2)	
			Rep Gail Eichorst	Totals
MONTAGUE CITY	Precinct 1			
	Total			
MUSKEGON CITY	Precinct 1			
	Precinct 10			
	Precinct 11			
	Precinct 12			
	Precinct 13			
	Precinct 14			
	Precinct 2			
	Precinct 3			
	Precinct 4		20	20
	Precinct 5			
	Precinct 6			
	Precinct 7			
	Precinct 8			
	Precinct 9			
	Total		20	20
MUSKEGON HEIGHTS CITY	Precinct 2			
	Precinct 3			
	Precinct 4			
	Precinct 5			
	Precinct 6			
	Precinct 7			
	Total			
NORTH MUSKEGON CITY	Precinct 1			
	Precinct 2			
	Total			
NORTON SHORES CITY	Precinct 1			
	Precinct 10			
	Precinct 11			
	Precinct 2			
	Precinct 3			
	Precinct 4			
	Precinct 5			
	Precinct 6			
	Precinct 7			
	Precinct 8			
	Precinct 9			
	Total			
ROOSEVELT PARK CITY	Precinct 1			
	Precinct 2			
	Total			
WHITEHALL CITY	Precinct 1			
	Total			
Cities Totals			20	20
Townships Totals				
Grand Totals			20	20

STATEMENT OF VOTES, August Primary Election, Tuesday, August 3, 2010

Names of Townships and Election Districts

MUSKEGON 61

Section 1

		PollBook	DELEGATE TO COUNTY CONVENTION MUSKEGON CITY 3 (Vote For 7)										
			Dem Randy Hoffmeyer										Totals
BLUE LAKE TOWNSHIP	Precinct 1												
	Total												
CASNOVIA TOWNSHIP	Precinct 1												
	Total												
CEDAR CREEK TOWNSHIP	Precinct 1												
	Total												
DALTON TOWNSHIP	Precinct 1												
	Precinct 2												
	Precinct 3												
	Precinct 4												
	Total												
EGELSTON TOWNSHIP	Precinct 1												
	Precinct 2												
	Precinct 3												
	Total												
FRUITLAND TOWNSHIP	Precinct 1												
	Precinct 2												
	Precinct 3												
	Total												
FRUITPORT TOWNSHIP	Precinct 1												
	Precinct 2												
	Precinct 3												
	Precinct 4												
	Total												
HOLTON TOWNSHIP	Precinct 1												
	Total												
LAKETON TOWNSHIP	Precinct 1												
	Precinct 2												
	Precinct 3												
	Precinct 4												
	Total												
MONTAGUE TOWNSHIP	Precinct 1												
	Total												
MOORLAND TOWNSHIP	Precinct 1												
	Total												
MUSKEGON TOWNSHIP	Precinct 1												
	Precinct 2												
	Precinct 3												
	Precinct 4												
	Precinct 5												
	Precinct 6												
	Precinct 7												
	Total												
RAVENNA TOWNSHIP	Precinct 1												
	Total												
SULLIVAN TOWNSHIP	Precinct 1												
	Total												
WHITE RIVER TOWNSHIP	Precinct 1												
	Total												
WHITEHALL TOWNSHIP	Precinct 1												
	Total												
Townships Totals													

STATEMENT OF VOTES, August Primary Election, Tuesday, August 3, 2010

Names of Townships and Election Districts

MUSKEGON 61

Section 2

		PollBook	DELEGATE TO COUNTY CONVENTION MUSKEGON CITY 3 (Vote For 7)												
			Dem Randy Hoffmeyer												Totals
MONTAGUE CITY	Precinct 1														
	Total														
MUSKEGON CITY	Precinct 1														
	Precinct 10														
	Precinct 11														
	Precinct 12														
	Precinct 13														
	Precinct 14														
	Precinct 2														
	Precinct 3		87												87
	Precinct 4														
	Precinct 5														
	Precinct 6														
	Precinct 7														
	Precinct 8														
	Precinct 9														
	Total		87												87
MUSKEGON HEIGHTS CITY	Precinct 2														
	Precinct 3														
	Precinct 4														
	Precinct 5														
	Precinct 6														
	Precinct 7														
	Total														
NORTH MUSKEGON CITY	Precinct 1														
	Precinct 2														
	Total														
NORTON SHORES CITY	Precinct 1														
	Precinct 10														
	Precinct 11														
	Precinct 2														
	Precinct 3														
	Precinct 4														
	Precinct 5														
	Precinct 6														
	Precinct 7														
	Precinct 8														
	Precinct 9														
	Total														
ROOSEVELT PARK CITY	Precinct 1														
	Precinct 2														
	Total														
WHITEHALL CITY	Precinct 1														
	Total														
Cities Totals			87												87
Townships Totals															
Grand Totals			87												87

STATEMENT OF VOTES, August Primary Election, Tuesday, August 3, 2010

Names of Townships and Election Districts **MUSKEGON 61** Section 1		PollBook	DELEGATE TO COUNTY CONVENTION MUSKEGON CITY 4 (Vote For 10) Dem Bill Gill										Totals
BLUE LAKE TOWNSHIP	Precinct 1												
	Total												
CASNOVIA TOWNSHIP	Precinct 1												
	Total												
CEDAR CREEK TOWNSHIP	Precinct 1												
	Total												
DALTON TOWNSHIP	Precinct 1												
	Precinct 2												
	Precinct 3												
	Precinct 4												
	Total												
EGELSTON TOWNSHIP	Precinct 1												
	Precinct 2												
	Precinct 3												
	Total												
FRUITLAND TOWNSHIP	Precinct 1												
	Precinct 2												
	Precinct 3												
	Total												
FRUITPORT TOWNSHIP	Precinct 1												
	Precinct 2												
	Precinct 3												
	Precinct 4												
	Total												
HOLTON TOWNSHIP	Precinct 1												
	Total												
LAKETON TOWNSHIP	Precinct 1												
	Precinct 2												
	Precinct 3												
	Precinct 4												
	Total												
MONTAGUE TOWNSHIP	Precinct 1												
	Total												
MOORLAND TOWNSHIP	Precinct 1												
	Total												
MUSKEGON TOWNSHIP	Precinct 1												
	Precinct 2												
	Precinct 3												
	Precinct 4												
	Precinct 5												
	Precinct 6												
	Precinct 7												
	Total												
RAVENNA TOWNSHIP	Precinct 1												
	Total												
SULLIVAN TOWNSHIP	Precinct 1												
	Total												
WHITE RIVER TOWNSHIP	Precinct 1												
	Total												
WHITEHALL TOWNSHIP	Precinct 1												
	Total												
Townships Totals													

STATEMENT OF VOTES, August Primary Election, Tuesday, August 3, 2010

Names of Townships and Election Districts		Poll Book	DELEGATE TO COUNTY CONVENTION MUSKEGON CITY 4 (Vote For 10)												
MUSKEGON 61			Dem Bill Gill												Totals
Section 2															
MONTAGUE CITY	Precinct 1														
	Total														
MUSKEGON CITY	Precinct 1														
	Precinct 10														
	Precinct 11														
	Precinct 12														
	Precinct 13														
	Precinct 14														
	Precinct 2														
	Precinct 3														
	Precinct 4		113												113
	Precinct 5														
	Precinct 6														
	Precinct 7														
	Precinct 8														
	Precinct 9														
	Total		113												113
MUSKEGON HEIGHTS CITY	Precinct 2														
	Precinct 3														
	Precinct 4														
	Precinct 5														
	Precinct 6														
	Precinct 7														
	Total														
NORTH MUSKEGON CITY	Precinct 1														
	Precinct 2														
	Total														
NORTON SHORES CITY	Precinct 1														
	Precinct 10														
	Precinct 11														
	Precinct 2														
	Precinct 3														
	Precinct 4														
	Precinct 5														
	Precinct 6														
	Precinct 7														
	Precinct 8														
	Precinct 9														
	Total														
ROOSEVELT PARK CITY	Precinct 1														
	Precinct 2														
	Total														
WHITEHALL CITY	Precinct 1														
	Total														
Cities Totals			113												113
Townships Totals															
Grand Totals			113												113

STATEMENT OF VOTES, August Primary Election, Tuesday, August 3, 2010

Names of Townships and Election Districts

MUSKEGON 61

Section 1

		PollBook	DELEGATE TO COUNTY CONVENTION MUSKEGON CITY 5 (Vote For 11)										
			Dem Louise W. Herman										Totals
BLUE LAKE TOWNSHIP	Precinct 1												
	Total												
CASNOVIA TOWNSHIP	Precinct 1												
	Total												
CEDAR CREEK TOWNSHIP	Precinct 1												
	Total												
DALTON TOWNSHIP	Precinct 1												
	Precinct 2												
	Precinct 3												
	Precinct 4												
	Total												
EGELSTON TOWNSHIP	Precinct 1												
	Precinct 2												
	Precinct 3												
	Total												
FRUITLAND TOWNSHIP	Precinct 1												
	Precinct 2												
	Precinct 3												
	Total												
FRUITPORT TOWNSHIP	Precinct 1												
	Precinct 2												
	Precinct 3												
	Precinct 4												
	Total												
HOLTON TOWNSHIP	Precinct 1												
	Total												
LAKETON TOWNSHIP	Precinct 1												
	Precinct 2												
	Precinct 3												
	Precinct 4												
	Total												
MONTAGUE TOWNSHIP	Precinct 1												
	Total												
MOORLAND TOWNSHIP	Precinct 1												
	Total												
MUSKEGON TOWNSHIP	Precinct 1												
	Precinct 2												
	Precinct 3												
	Precinct 4												
	Precinct 5												
	Precinct 6												
	Precinct 7												
	Total												
RAVENNA TOWNSHIP	Precinct 1												
	Total												
SULLIVAN TOWNSHIP	Precinct 1												
	Total												
WHITE RIVER TOWNSHIP	Precinct 1												
	Total												
WHITEHALL TOWNSHIP	Precinct 1												
	Total												
Townships Totals													

STATEMENT OF VOTES, August Primary Election, Tuesday, August 3, 2010

Names of Townships and Election Districts

MUSKEGON 61

Section 2

		PollBook	DELEGATE TO COUNTY CONVENTION MUSKEGON CITY 5 (Vote For 11)												
			Dem Louise W. Herman												Totals
MONTAGUE CITY	Precinct 1														
Total															
MUSKEGON CITY	Precinct 1														
	Precinct 10														
	Precinct 11														
	Precinct 12														
	Precinct 13														
	Precinct 14														
	Precinct 2														
	Precinct 3														
	Precinct 4														
	Precinct 5		106												106
	Precinct 6														
	Precinct 7														
	Precinct 8														
	Precinct 9														
Total			106												106
MUSKEGON HEIGHTS CITY	Precinct 2														
	Precinct 3														
	Precinct 4														
	Precinct 5														
	Precinct 6														
	Precinct 7														
Total															
NORTH MUSKEGON CITY	Precinct 1														
	Precinct 2														
Total															
NORTON SHORES CITY	Precinct 1														
	Precinct 10														
	Precinct 11														
	Precinct 2														
	Precinct 3														
	Precinct 4														
	Precinct 5														
	Precinct 6														
	Precinct 7														
	Precinct 8														
	Precinct 9														
Total															
ROOSEVELT PARK CITY	Precinct 1														
	Precinct 2														
Total															
WHITEHALL CITY	Precinct 1														
Total															
Cities Totals			106												106
Townships Totals															
Grand Totals			106												106

STATEMENT OF VOTES, August Primary Election, Tuesday, August 3, 2010

Names of Townships and Election Districts

MUSKEGON 61

Section 1

		Poll Book	DELEGATE TO COUNTY CONVENTION MUSKEGON CITY 6 (Vote For 2)											
			Rep Bob Carr	Rep Stephen M. Proudfit										Totals
BLUE LAKE TOWNSHIP	Precinct 1													
	Total													
CASNOVIA TOWNSHIP	Precinct 1													
	Total													
CEDAR CREEK TOWNSHIP	Precinct 1													
	Total													
DALTON TOWNSHIP	Precinct 1													
	Precinct 2													
	Precinct 3													
	Precinct 4													
	Total													
EGELSTON TOWNSHIP	Precinct 1													
	Precinct 2													
	Precinct 3													
	Total													
FRUITLAND TOWNSHIP	Precinct 1													
	Precinct 2													
	Precinct 3													
	Total													
FRUITPORT TOWNSHIP	Precinct 1													
	Precinct 2													
	Precinct 3													
	Precinct 4													
	Total													
HOLTON TOWNSHIP	Precinct 1													
	Total													
LAKETON TOWNSHIP	Precinct 1													
	Precinct 2													
	Precinct 3													
	Precinct 4													
	Total													
MONTAGUE TOWNSHIP	Precinct 1													
	Total													
MOORLAND TOWNSHIP	Precinct 1													
	Total													
MUSKEGON TOWNSHIP	Precinct 1													
	Precinct 2													
	Precinct 3													
	Precinct 4													
	Precinct 5													
	Precinct 6													
	Precinct 7													
	Total													
RAVENNA TOWNSHIP	Precinct 1													
	Total													
SULLIVAN TOWNSHIP	Precinct 1													
	Total													
WHITE RIVER TOWNSHIP	Precinct 1													
	Total													
WHITEHALL TOWNSHIP	Precinct 1													
	Total													
Townships Totals														

STATEMENT OF VOTES, August Primary Election, Tuesday, August 3, 2010

MUSKEGON 61

Section 2

Names of Townships and Election Districts		PollBook	DELEGATE TO COUNTY CONVENTION MUSKEGON CITY 6 (Vote For 2)		
			Rep Bob Carr	Rep Stephen M. Proudfit	Totals
MONTAGUE CITY	Precinct 1				
	Total				
MUSKEGON CITY	Precinct 1				
	Precinct 10				
	Precinct 11				
	Precinct 12				
	Precinct 13				
	Precinct 14				
	Precinct 2				
	Precinct 3				
	Precinct 4				
	Precinct 5				
	Precinct 6		64	26	90
	Precinct 7				
	Precinct 8				
	Precinct 9				
	Total		64	26	90
MUSKEGON HEIGHTS CITY	Precinct 2				
	Precinct 3				
	Precinct 4				
	Precinct 5				
	Precinct 6				
	Precinct 7				
	Total				
NORTH MUSKEGON CITY	Precinct 1				
	Precinct 2				
	Total				
NORTON SHORES CITY	Precinct 1				
	Precinct 10				
	Precinct 11				
	Precinct 2				
	Precinct 3				
	Precinct 4				
	Precinct 5				
	Precinct 6				
	Precinct 7				
	Precinct 8				
	Precinct 9				
	Total				
ROOSEVELT PARK CITY	Precinct 1				
	Precinct 2				
	Total				
WHITEHALL CITY	Precinct 1				
	Total				
Cities Totals			64	26	90
Townships Totals					
Grand Totals			64	26	90

STATEMENT OF VOTES, August Primary Election, Tuesday, August 3, 2010

Names of Townships and Election Districts

MUSKEGON 61

Section 1

		PollBook	DELEGATE TO COUNTY CONVENTION MUSKEGON CITY 6 (Vote For 9)											
			Dem R. Vincent Lavieri	Dem Clara Shepherd										Totals
BLUE LAKE TOWNSHIP	Precinct 1													
	Total													
CASNOVIA TOWNSHIP	Precinct 1													
	Total													
CEDAR CREEK TOWNSHIP	Precinct 1													
	Total													
DALTON TOWNSHIP	Precinct 1													
	Precinct 2													
	Precinct 3													
	Precinct 4													
	Total													
EGELSTON TOWNSHIP	Precinct 1													
	Precinct 2													
	Precinct 3													
	Total													
FRUITLAND TOWNSHIP	Precinct 1													
	Precinct 2													
	Precinct 3													
	Total													
FRUITPORT TOWNSHIP	Precinct 1													
	Precinct 2													
	Precinct 3													
	Precinct 4													
	Total													
HOLTON TOWNSHIP	Precinct 1													
	Total													
LAKETON TOWNSHIP	Precinct 1													
	Precinct 2													
	Precinct 3													
	Precinct 4													
	Total													
MONTAGUE TOWNSHIP	Precinct 1													
	Total													
MOORLAND TOWNSHIP	Precinct 1													
	Total													
MUSKEGON TOWNSHIP	Precinct 1													
	Precinct 2													
	Precinct 3													
	Precinct 4													
	Precinct 5													
	Precinct 6													
	Precinct 7													
	Total													
RAVENNA TOWNSHIP	Precinct 1													
	Total													
SULLIVAN TOWNSHIP	Precinct 1													
	Total													
WHITE RIVER TOWNSHIP	Precinct 1													
	Total													
WHITEHALL TOWNSHIP	Precinct 1													
	Total													
Townships Totals														

STATEMENT OF VOTES, August Primary Election, Tuesday, August 3, 2010

Names of Townships and Election Districts

MUSKEGON 61

Section 2

		PollBook	DELEGATE TO COUNTY CONVENTION MUSKEGON CITY 6 (Vote For 9)													
			Dem R. Vincent Lavieri	Dem Clara Shepherd												Totals
MONTAGUE CITY	Precinct 1															
	Total															
MUSKEGON CITY	Precinct 1															
	Precinct 10															
	Precinct 11															
	Precinct 12															
	Precinct 13															
	Precinct 14															
	Precinct 2															
	Precinct 3															
	Precinct 4															
	Precinct 5															
	Precinct 6		64	102												166
	Precinct 7															
	Precinct 8															
	Precinct 9															
	Total		64	102												166
MUSKEGON HEIGHTS CITY	Precinct 2															
	Precinct 3															
	Precinct 4															
	Precinct 5															
	Precinct 6															
	Precinct 7															
	Total															
NORTH MUSKEGON CITY	Precinct 1															
	Precinct 2															
	Total															
NORTON SHORES CITY	Precinct 1															
	Precinct 10															
	Precinct 11															
	Precinct 2															
	Precinct 3															
	Precinct 4															
	Precinct 5															
	Precinct 6															
	Precinct 7															
	Precinct 8															
	Precinct 9															
	Total															
ROOSEVELT PARK CITY	Precinct 1															
	Precinct 2															
	Total															
WHITEHALL CITY	Precinct 1															
	Total															
Cities Totals			64	102												166
Townships Totals																
Grand Totals			64	102												166

STATEMENT OF VOTES, August Primary Election, Tuesday, August 3, 2010

Names of Townships and Election Districts **MUSKEGON 61** Section 1		Pollbook	DELEGATE TO COUNTY CONVENTION MUSKEGON CITY 7 (Vote For 10) Dem Sabrina Petty Dem Demario Phillips Totals
BLUE LAKE TOWNSHIP	Precinct 1		
	Total		
CASNOVIA TOWNSHIP	Precinct 1		
	Total		
CEDAR CREEK TOWNSHIP	Precinct 1		
	Total		
DALTON TOWNSHIP	Precinct 1		
	Precinct 2		
	Precinct 3		
	Precinct 4		
	Total		
EGELSTON TOWNSHIP	Precinct 1		
	Precinct 2		
	Precinct 3		
	Total		
FRUITLAND TOWNSHIP	Precinct 1		
	Precinct 2		
	Precinct 3		
	Total		
FRUITPORT TOWNSHIP	Precinct 1		
	Precinct 2		
	Precinct 3		
	Precinct 4		
	Total		
HOLTON TOWNSHIP	Precinct 1		
	Total		
LAKETON TOWNSHIP	Precinct 1		
	Precinct 2		
	Precinct 3		
	Precinct 4		
	Total		
MONTAGUE TOWNSHIP	Precinct 1		
	Total		
MOORLAND TOWNSHIP	Precinct 1		
	Total		
MUSKEGON TOWNSHIP	Precinct 1		
	Precinct 2		
	Precinct 3		
	Precinct 4		
	Precinct 5		
	Precinct 6		
	Precinct 7		
	Total		
RAVENNA TOWNSHIP	Precinct 1		
	Total		
SULLIVAN TOWNSHIP	Precinct 1		
	Total		
WHITE RIVER TOWNSHIP	Precinct 1		
	Total		
WHITEHALL TOWNSHIP	Precinct 1		
	Total		
Townships Totals			

STATEMENT OF VOTES, August Primary Election, Tuesday, August 3, 2010

MUSKEGON 61

Section 2

Names of Townships and Election Districts		PollBook	DELEGATE TO COUNTY CONVENTION MUSKEGON CITY 7 (Vote For 10)													
			Dem Sabrina Petty	Dem Demario Phillips												Totals
MONTAGUE CITY	Precinct 1															
	Total															
MUSKEGON CITY	Precinct 1															
	Precinct 10															
	Precinct 11															
	Precinct 12															
	Precinct 13															
	Precinct 14															
	Precinct 2															
	Precinct 3															
	Precinct 4															
	Precinct 5															
	Precinct 6															
	Precinct 7		74	46												120
	Precinct 8															
	Precinct 9															
	Total		74	46												120
MUSKEGON HEIGHTS CITY	Precinct 2															
	Precinct 3															
	Precinct 4															
	Precinct 5															
	Precinct 6															
	Precinct 7															
	Total															
NORTH MUSKEGON CITY	Precinct 1															
	Precinct 2															
	Total															
NORTON SHORES CITY	Precinct 1															
	Precinct 10															
	Precinct 11															
	Precinct 2															
	Precinct 3															
	Precinct 4															
	Precinct 5															
	Precinct 6															
	Precinct 7															
	Precinct 8															
	Precinct 9															
	Total															
ROOSEVELT PARK CITY	Precinct 1															
	Precinct 2															
	Total															
WHITEHALL CITY	Precinct 1															
	Total															
Cities Totals			74	46												120
Townships Totals																
Grand Totals			74	46												120

STATEMENT OF VOTES, August Primary Election, Tuesday, August 3, 2010

Names of Townships and Election Districts

MUSKEGON 61

Section 1

		Poll Book	DELEGATE TO COUNTY CONVENTION MUSKEGON CITY 9 (Vote For 4)										
			Rep Rose Lear										Totals
BLUE LAKE TOWNSHIP	Precinct 1												
	Total												
CASNOVIA TOWNSHIP	Precinct 1												
	Total												
CEDAR CREEK TOWNSHIP	Precinct 1												
	Total												
DALTON TOWNSHIP	Precinct 1												
	Precinct 2												
	Precinct 3												
	Precinct 4												
	Total												
EGELSTON TOWNSHIP	Precinct 1												
	Precinct 2												
	Precinct 3												
	Total												
FRUITLAND TOWNSHIP	Precinct 1												
	Precinct 2												
	Precinct 3												
	Total												
FRUITPORT TOWNSHIP	Precinct 1												
	Precinct 2												
	Precinct 3												
	Precinct 4												
	Total												
HOLTON TOWNSHIP	Precinct 1												
	Total												
LAKETON TOWNSHIP	Precinct 1												
	Precinct 2												
	Precinct 3												
	Precinct 4												
	Total												
MONTAGUE TOWNSHIP	Precinct 1												
	Total												
MOORLAND TOWNSHIP	Precinct 1												
	Total												
MUSKEGON TOWNSHIP	Precinct 1												
	Precinct 2												
	Precinct 3												
	Precinct 4												
	Precinct 5												
	Precinct 6												
	Precinct 7												
	Total												
RAVENNA TOWNSHIP	Precinct 1												
	Total												
SULLIVAN TOWNSHIP	Precinct 1												
	Total												
WHITE RIVER TOWNSHIP	Precinct 1												
	Total												
WHITEHALL TOWNSHIP	Precinct 1												
	Total												
Townships Totals													

STATEMENT OF VOTES, August Primary Election, Tuesday, August 3, 2010

MUSKEGON 61

Section 2

Names of Townships and Election Districts		Poll Book	DELEGATE TO COUNTY CONVENTION MUSKEGON CITY 9 (Vote For 4)												
			Rep Rose Lear												Totals
MONTAGUE CITY	Precinct 1														
	Total														
MUSKEGON CITY	Precinct 1														
	Precinct 10														
	Precinct 11														
	Precinct 12														
	Precinct 13														
	Precinct 14														
	Precinct 2														
	Precinct 3														
	Precinct 4														
	Precinct 5														
	Precinct 6														
	Precinct 7														
	Precinct 8														
	Precinct 9		128												128
	Total		128												128
MUSKEGON HEIGHTS CITY	Precinct 2														
	Precinct 3														
	Precinct 4														
	Precinct 5														
	Precinct 6														
	Precinct 7														
	Total														
NORTH MUSKEGON CITY	Precinct 1														
	Precinct 2														
	Total														
NORTON SHORES CITY	Precinct 1														
	Precinct 10														
	Precinct 11														
	Precinct 2														
	Precinct 3														
	Precinct 4														
	Precinct 5														
	Precinct 6														
	Precinct 7														
	Precinct 8														
	Precinct 9														
	Total														
ROOSEVELT PARK CITY	Precinct 1														
	Precinct 2														
	Total														
WHITEHALL CITY	Precinct 1														
	Total														
Cities Totals			128												128
Townships Totals															
Grand Totals			128												128

STATEMENT OF VOTES, August Primary Election, Tuesday, August 3, 2010

MUSKEGON 61

Section 1

Names of Townships and Election Districts		Poll Book	DELEGATE TO COUNTY CONVENTION MUSKEGON TWP 1 (Vote For 3)											
			Rep Daniel L. Frein											Totals
BLUE LAKE TOWNSHIP	Precinct 1													
	Total													
CASNOVIA TOWNSHIP	Precinct 1													
	Total													
CEDAR CREEK TOWNSHIP	Precinct 1													
	Total													
DALTON TOWNSHIP	Precinct 1													
	Precinct 2													
	Precinct 3													
	Precinct 4													
	Total													
EGELSTON TOWNSHIP	Precinct 1													
	Precinct 2													
	Precinct 3													
	Total													
FRUITLAND TOWNSHIP	Precinct 1													
	Precinct 2													
	Precinct 3													
	Total													
FRUITPORT TOWNSHIP	Precinct 1													
	Precinct 2													
	Precinct 3													
	Precinct 4													
	Total													
HOLTON TOWNSHIP	Precinct 1													
	Total													
LAKETON TOWNSHIP	Precinct 1													
	Precinct 2													
	Precinct 3													
	Precinct 4													
	Total													
MONTAGUE TOWNSHIP	Precinct 1													
	Total													
MOORLAND TOWNSHIP	Precinct 1													
	Total													
MUSKEGON TOWNSHIP	Precinct 1		112											112
	Precinct 2													
	Precinct 3													
	Precinct 4													
	Precinct 5													
	Precinct 6													
	Precinct 7													
	Total		112											112
RAVENNA TOWNSHIP	Precinct 1													
	Total													
SULLIVAN TOWNSHIP	Precinct 1													
	Total													
WHITE RIVER TOWNSHIP	Precinct 1													
	Total													
WHITEHALL TOWNSHIP	Precinct 1													
	Total													
Townships Totals			112											112

STATEMENT OF VOTES, August Primary Election, Tuesday, August 3, 2010

MUSKEGON 61

Section 2

Names of Townships and Election Districts		PollBook	DELEGATE TO COUNTY CONVENTION MUSKEGON TWP 1 (Vote For 3)											
			Rep Daniel L. Frein											Totals
MONTAGUE CITY	Precinct 1													
	Total													
MUSKEGON CITY	Precinct 1													
	Precinct 10													
	Precinct 11													
	Precinct 12													
	Precinct 13													
	Precinct 14													
	Precinct 2													
	Precinct 3													
	Precinct 4													
	Precinct 5													
	Precinct 6													
	Precinct 7													
	Precinct 8													
	Precinct 9													
	Total													
MUSKEGON HEIGHTS CITY	Precinct 2													
	Precinct 3													
	Precinct 4													
	Precinct 5													
	Precinct 6													
	Precinct 7													
	Total													
NORTH MUSKEGON CITY	Precinct 1													
	Precinct 2													
	Total													
NORTON SHORES CITY	Precinct 1													
	Precinct 10													
	Precinct 11													
	Precinct 2													
	Precinct 3													
	Precinct 4													
	Precinct 5													
	Precinct 6													
	Precinct 7													
	Precinct 8													
	Precinct 9													
	Total													
ROOSEVELT PARK CITY	Precinct 1													
	Precinct 2													
	Total													
WHITEHALL CITY	Precinct 1													
	Total													
Cities Totals														
Townships Totals			112											112
Grand Totals			112											112

STATEMENT OF VOTES, August Primary Election, Tuesday, August 3, 2010

Names of Townships and Election Districts

MUSKEGON 61

Section 1

| | | Poll Book | DELEGATE TO COUNTY CONVENTION MUSKEGON TWP 1 (Vote For 4) | | |

STATEMENT OF VOTES, August Primary Election, Tuesday, August 3, 2010

Names of Townships and Election Districts

MUSKEGON 61

Section 2

		PollBook	DELEGATE TO COUNTY CONVENTION MUSKEGON TWP 1 (Vote For 4)												
			Dem Sandra Frein	Dem Gary Rendulic											Totals
MONTAGUE CITY	Precinct 1														
	Total														
MUSKEGON CITY	Precinct 1														
	Precinct 10														
	Precinct 11														
	Precinct 12														
	Precinct 13														
	Precinct 14														
	Precinct 2														
	Precinct 3														
	Precinct 4														
	Precinct 5														
	Precinct 6														
	Precinct 7														
	Precinct 8														
	Precinct 9														
	Total														
MUSKEGON HEIGHTS CITY	Precinct 2														
	Precinct 3														
	Precinct 4														
	Precinct 5														
	Precinct 6														
	Precinct 7														
	Total														
NORTH MUSKEGON CITY	Precinct 1														
	Precinct 2														
	Total														
NORTON SHORES CITY	Precinct 1														
	Precinct 10														
	Precinct 11														
	Precinct 2														
	Precinct 3														
	Precinct 4														
	Precinct 5														
	Precinct 6														
	Precinct 7														
	Precinct 8														
	Precinct 9														
	Total														
ROOSEVELT PARK CITY	Precinct 1														
	Precinct 2														
	Total														
WHITEHALL CITY	Precinct 1														
	Total														
Cities Totals															
Townships Totals			103	72											175
Grand Totals			103	72											175

STATEMENT OF VOTES, August Primary Election, Tuesday, August 3, 2010

Names of Townships and Election Districts

MUSKEGON 61

Section 1

		PollBook	DELEGATE TO COUNTY CONVENTION MUSKEGON TWP 2 (Vote For 4)											
			Rep James Ware											Totals
BLUE LAKE TOWNSHIP	Precinct 1													
	Total													
CASNOVIA TOWNSHIP	Precinct 1													
	Total													
CEDAR CREEK TOWNSHIP	Precinct 1													
	Total													
DALTON TOWNSHIP	Precinct 1													
	Precinct 2													
	Precinct 3													
	Precinct 4													
	Total													
EGELSTON TOWNSHIP	Precinct 1													
	Precinct 2													
	Precinct 3													
	Total													
FRUITLAND TOWNSHIP	Precinct 1													
	Precinct 2													
	Precinct 3													
	Total													
FRUITPORT TOWNSHIP	Precinct 1													
	Precinct 2													
	Precinct 3													
	Precinct 4													
	Total													
HOLTON TOWNSHIP	Precinct 1													
	Total													
LAKETON TOWNSHIP	Precinct 1													
	Precinct 2													
	Precinct 3													
	Precinct 4													
	Total													
MONTAGUE TOWNSHIP	Precinct 1													
	Total													
MOORLAND TOWNSHIP	Precinct 1													
	Total													
MUSKEGON TOWNSHIP	Precinct 1													
	Precinct 2		128											128
	Precinct 3													
	Precinct 4													
	Precinct 5													
	Precinct 6													
	Precinct 7													
	Total		128											128
RAVENNA TOWNSHIP	Precinct 1													
	Total													
SULLIVAN TOWNSHIP	Precinct 1													
	Total													
WHITE RIVER TOWNSHIP	Precinct 1													
	Total													
WHITEHALL TOWNSHIP	Precinct 1													
	Total													
Townships Totals			128											128

STATEMENT OF VOTES, August Primary Election, Tuesday, August 3, 2010

MUSKEGON 61

Section 2

Names of Townships and Election Districts		PollBook	DELEGATE TO COUNTY CONVENTION MUSKEGON TWP 2 (Vote For 4)	
			Rep James Ware	Totals
MONTAGUE CITY	Precinct 1			
	Total			
MUSKEGON CITY	Precinct 1			
	Precinct 10			
	Precinct 11			
	Precinct 12			
	Precinct 13			
	Precinct 14			
	Precinct 2			
	Precinct 3			
	Precinct 4			
	Precinct 5			
	Precinct 6			
	Precinct 7			
	Precinct 8			
	Precinct 9			
	Total			
MUSKEGON HEIGHTS CITY	Precinct 2			
	Precinct 3			
	Precinct 4			
	Precinct 5			
	Precinct 6			
	Precinct 7			
	Total			
NORTH MUSKEGON CITY	Precinct 1			
	Precinct 2			
	Total			
NORTON SHORES CITY	Precinct 1			
	Precinct 10			
	Precinct 11			
	Precinct 2			
	Precinct 3			
	Precinct 4			
	Precinct 5			
	Precinct 6			
	Precinct 7			
	Precinct 8			
	Precinct 9			
	Total			
ROOSEVELT PARK CITY	Precinct 1			
	Precinct 2			
	Total			
WHITEHALL CITY	Precinct 1			
	Total			
Cities Totals				
Townships Totals			128	128
Grand Totals			128	128

STATEMENT OF VOTES, August Primary Election, Tuesday, August 3, 2010

Names of Townships and Election Districts

MUSKEGON 61

Section 1

		PollBook	DELEGATE TO COUNTY CONVENTION MUSKEGON TWP 3 (Vote For 6)											
			Rep H. Gregg Anderson											Totals
BLUE LAKE TOWNSHIP	Precinct 1													
	Total													
CASNOVIA TOWNSHIP	Precinct 1													
	Total													
CEDAR CREEK TOWNSHIP	Precinct 1													
	Total													
DALTON TOWNSHIP	Precinct 1													
	Precinct 2													
	Precinct 3													
	Precinct 4													
	Total													
EGELSTON TOWNSHIP	Precinct 1													
	Precinct 2													
	Precinct 3													
	Total													
FRUITLAND TOWNSHIP	Precinct 1													
	Precinct 2													
	Precinct 3													
	Total													
FRUITPORT TOWNSHIP	Precinct 1													
	Precinct 2													
	Precinct 3													
	Precinct 4													
	Total													
HOLTON TOWNSHIP	Precinct 1													
	Total													
LAKETON TOWNSHIP	Precinct 1													
	Precinct 2													
	Precinct 3													
	Precinct 4													
	Total													
MONTAGUE TOWNSHIP	Precinct 1													
	Total													
MOORLAND TOWNSHIP	Precinct 1													
	Total													
MUSKEGON TOWNSHIP	Precinct 1													
	Precinct 2													
	Precinct 3		218											218
	Precinct 4													
	Precinct 5													
	Precinct 6													
	Precinct 7													
	Total		218											218
RAVENNA TOWNSHIP	Precinct 1													
	Total													
SULLIVAN TOWNSHIP	Precinct 1													
	Total													
WHITE RIVER TOWNSHIP	Precinct 1													
	Total													
WHITEHALL TOWNSHIP	Precinct 1													
	Total													
Townships Totals			218											218

STATEMENT OF VOTES, August Primary Election, Tuesday, August 3, 2010

MUSKEGON 61

Section 2

Names of Townships and Election Districts		PollBook	DELEGATE TO COUNTY CONVENTION MUSKEGON TWP 3 (Vote For 6)											
			Rep H. Gregg Anderson											Totals
MONTAGUE CITY	Precinct 1													
	Total													
MUSKEGON CITY	Precinct 1													
	Precinct 10													
	Precinct 11													
	Precinct 12													
	Precinct 13													
	Precinct 14													
	Precinct 2													
	Precinct 3													
	Precinct 4													
	Precinct 5													
	Precinct 6													
	Precinct 7													
	Precinct 8													
	Precinct 9													
	Total													
MUSKEGON HEIGHTS CITY	Precinct 2													
	Precinct 3													
	Precinct 4													
	Precinct 5													
	Precinct 6													
	Precinct 7													
	Total													
NORTH MUSKEGON CITY	Precinct 1													
	Precinct 2													
	Total													
NORTON SHORES CITY	Precinct 1													
	Precinct 10													
	Precinct 11													
	Precinct 2													
	Precinct 3													
	Precinct 4													
	Precinct 5													
	Precinct 6													
	Precinct 7													
	Precinct 8													
	Precinct 9													
	Total													
ROOSEVELT PARK CITY	Precinct 1													
	Precinct 2													
	Total													
WHITEHALL CITY	Precinct 1													
	Total													
Cities Totals														
Townships Totals			218											218
Grand Totals			218											218

STATEMENT OF VOTES, August Primary Election, Tuesday, August 3, 2010

Names of Townships and Election Districts

MUSKEGON 61

Section 1

		PollBook	DELEGATE TO COUNTY CONVENTION MUSKEGON TWP 4 (Vote For 5)												
			Rep Gregory Adams	Rep Michelle Beach	Rep Chris K. Kaljala	Rep Stuart C. Peterson									Totals
BLUE LAKE TOWNSHIP	Precinct 1														
	Total														
CASNOVIA TOWNSHIP	Precinct 1														
	Total														
CEDAR CREEK TOWNSHIP	Precinct 1														
	Total														
DALTON TOWNSHIP	Precinct 1														
	Precinct 2														
	Precinct 3														
	Precinct 4														
	Total														
EGELSTON TOWNSHIP	Precinct 1														
	Precinct 2														
	Precinct 3														
	Total														
FRUITLAND TOWNSHIP	Precinct 1														
	Precinct 2														
	Precinct 3														
	Total														
FRUITPORT TOWNSHIP	Precinct 1														
	Precinct 2														
	Precinct 3														
	Precinct 4														
	Total														
HOLTON TOWNSHIP	Precinct 1														
	Total														
LAKETON TOWNSHIP	Precinct 1														
	Precinct 2														
	Precinct 3														
	Precinct 4														
	Total														
MONTAGUE TOWNSHIP	Precinct 1														
	Total														
MOORLAND TOWNSHIP	Precinct 1														
	Total														
MUSKEGON TOWNSHIP	Precinct 1														
	Precinct 2														
	Precinct 3														
	Precinct 4		117	115	100	116									448
	Precinct 5														
	Precinct 6														
	Precinct 7														
	Total		117	115	100	116									448
RAVENNA TOWNSHIP	Precinct 1														
	Total														
SULLIVAN TOWNSHIP	Precinct 1														
	Total														
WHITE RIVER TOWNSHIP	Precinct 1														
	Total														
WHITEHALL TOWNSHIP	Precinct 1														
	Total														
Townships Totals			117	115	100	116									448

STATEMENT OF VOTES, August Primary Election, Tuesday, August 3, 2010

Names of Townships and Election Districts

MUSKEGON 61

Section 2

		PollBook	DELEGATE TO COUNTY CONVENTION MUSKEGON TWP 4 (Vote For 5)												
			Rep Gregory Adams	Rep Michelle Beach	Rep Chris K. Kaljata	Rep Stuart C. Peterson									Totals
MONTAGUE CITY	Precinct 1														
	Total														
MUSKEGON CITY	Precinct 1														
	Precinct 10														
	Precinct 11														
	Precinct 12														
	Precinct 13														
	Precinct 14														
	Precinct 2														
	Precinct 3														
	Precinct 4														
	Precinct 5														
	Precinct 6														
	Precinct 7														
	Precinct 8														
	Precinct 9														
	Total														
MUSKEGON HEIGHTS CITY	Precinct 2														
	Precinct 3														
	Precinct 4														
	Precinct 5														
	Precinct 6														
	Precinct 7														
	Total														
NORTH MUSKEGON CITY	Precinct 1														
	Precinct 2														
	Total														
NORTON SHORES CITY	Precinct 1														
	Precinct 10														
	Precinct 11														
	Precinct 2														
	Precinct 3														
	Precinct 4														
	Precinct 5														
	Precinct 6														
	Precinct 7														
	Precinct 8														
	Precinct 9														
	Total														
ROOSEVELT PARK CITY	Precinct 1														
	Precinct 2														
	Total														
WHITEHALL CITY	Precinct 1														
	Total														
Cities Totals															
Townships Totals			117	115	100	116									448
Grand Totals			117	115	100	116									448

STATEMENT OF VOTES, August Primary Election, Tuesday, August 3, 2010

Names of Townships and Election Districts

MUSKEGON 61

Section 1

		Poll Book	DELEGATE TO COUNTY CONVENTION MUSKEGON TWP 4 (Vote For 9)													
			Dem Douglas A. Bennett	Dem Helene M. Bennett	Dem William C. Rearn											Totals
BLUE LAKE TOWNSHIP	Precinct 1															
	Total															
CASNOVIA TOWNSHIP	Precinct 1															
	Total															
CEDAR CREEK TOWNSHIP	Precinct 1															
	Total															
DALTON TOWNSHIP	Precinct 1															
	Precinct 2															
	Precinct 3															
	Precinct 4															
	Total															
EGELSTON TOWNSHIP	Precinct 1															
	Precinct 2															
	Precinct 3															
	Total															
FRUITLAND TOWNSHIP	Precinct 1															
	Precinct 2															
	Precinct 3															
	Total															
FRUITPORT TOWNSHIP	Precinct 1															
	Precinct 2															
	Precinct 3															
	Precinct 4															
	Total															
HOLTON TOWNSHIP	Precinct 1															
	Total															
LAKETON TOWNSHIP	Precinct 1															
	Precinct 2															
	Precinct 3															
	Precinct 4															
	Total															
MONTAGUE TOWNSHIP	Precinct 1															
	Total															
MOORLAND TOWNSHIP	Precinct 1															
	Total															
MUSKEGON TOWNSHIP	Precinct 1															
	Precinct 2															
	Precinct 3															
	Precinct 4		177	153	161											491
	Precinct 5															
	Precinct 6															
	Precinct 7															
	Total		177	153	161											491
RAVENNA TOWNSHIP	Precinct 1															
	Total															
SULLIVAN TOWNSHIP	Precinct 1															
	Total															
WHITE RIVER TOWNSHIP	Precinct 1															
	Total															
WHITEHALL TOWNSHIP	Precinct 1															
	Total															
Townships Totals			177	153	161											491

STATEMENT OF VOTES, August Primary Election, Tuesday, August 3, 2010

Names of Townships and Election Districts

MUSKEGON 61

Section 2

		Poll Book	DELEGATE TO COUNTY CONVENTION MUSKEGON TWP 4 (Vote For 9)												
			Dem Douglas A. Bennett	Dem Helene M. Bennett	Dem William C. Beam										Totals
MONTAGUE CITY	Precinct 1														
	Total														
MUSKEGON CITY	Precinct 1														
	Precinct 10														
	Precinct 11														
	Precinct 12														
	Precinct 13														
	Precinct 14														
	Precinct 2														
	Precinct 3														
	Precinct 4														
	Precinct 5														
	Precinct 6														
	Precinct 7														
	Precinct 8														
	Precinct 9														
	Total														
MUSKEGON HEIGHTS CITY	Precinct 2														
	Precinct 3														
	Precinct 4														
	Precinct 5														
	Precinct 6														
	Precinct 7														
	Total														
NORTH MUSKEGON CITY	Precinct 1														
	Precinct 2														
	Total														
NORTON SHORES CITY	Precinct 1														
	Precinct 10														
	Precinct 11														
	Precinct 2														
	Precinct 3														
	Precinct 4														
	Precinct 5														
	Precinct 6														
	Precinct 7														
	Precinct 8														
	Precinct 9														
	Total														
ROOSEVELT PARK CITY	Precinct 1														
	Precinct 2														
	Total														
WHITEHALL CITY	Precinct 1														
	Total														
Cities Totals															
Townships Totals			177	153	161										491
Grand Totals			177	153	161										491

STATEMENT OF VOTES, August Primary Election, Tuesday, August 3, 2010

MUSKEGON 61

Section 1

Names of Townships and Election Districts		PollBook	DELEGATE TO COUNTY CONVENTION MUSKEGON TWP 5 (Vote For 4)													
			Rep Susan Hughes	Rep Tom Meade												Totals
BLUE LAKE TOWNSHIP	Precinct 1															
	Total															
CASNOVIA TOWNSHIP	Precinct 1															
	Total															
CEDAR CREEK TOWNSHIP	Precinct 1															
	Total															
DALTON TOWNSHIP	Precinct 1															
	Precinct 2															
	Precinct 3															
	Precinct 4															
	Total															
EGELSTON TOWNSHIP	Precinct 1															
	Precinct 2															
	Precinct 3															
	Total															
FRUITLAND TOWNSHIP	Precinct 1															
	Precinct 2															
	Precinct 3															
	Total															
FRUITPORT TOWNSHIP	Precinct 1															
	Precinct 2															
	Precinct 3															
	Precinct 4															
	Total															
HOLTON TOWNSHIP	Precinct 1															
	Total															
LAKETON TOWNSHIP	Precinct 1															
	Precinct 2															
	Precinct 3															
	Precinct 4															
	Total															
MONTAGUE TOWNSHIP	Precinct 1															
	Total															
MOORLAND TOWNSHIP	Precinct 1															
	Total															
MUSKEGON TOWNSHIP	Precinct 1															
	Precinct 2															
	Precinct 3															
	Precinct 4															
	Precinct 5		105	89												194
	Precinct 6															
	Precinct 7															
	Total		105	89												194
RAVENNA TOWNSHIP	Precinct 1															
	Total															
SULLIVAN TOWNSHIP	Precinct 1															
	Total															
WHITE RIVER TOWNSHIP	Precinct 1															
	Total															
WHITEHALL TOWNSHIP	Precinct 1															
	Total															
Townships Totals			105	89												194

STATEMENT OF VOTES, August Primary Election, Tuesday, August 3, 2010

Names of Townships and Election Districts

MUSKEGON 61

Section 2

		PollBook	DELEGATE TO COUNTY CONVENTION MUSKEGON TWP 5 (Vote For 4)													
			Rep Susan Hughes	Rep Tom Meade												Totals
MONTAGUE CITY	Precinct 1															
	Total															
MUSKEGON CITY	Precinct 1															
	Precinct 10															
	Precinct 11															
	Precinct 12															
	Precinct 13															
	Precinct 14															
	Precinct 2															
	Precinct 3															
	Precinct 4															
	Precinct 5															
	Precinct 6															
	Precinct 7															
	Precinct 8															
	Precinct 9															
	Total															
MUSKEGON HEIGHTS CITY	Precinct 2															
	Precinct 3															
	Precinct 4															
	Precinct 5															
	Precinct 6															
	Precinct 7															
	Total															
NORTH MUSKEGON CITY	Precinct 1															
	Precinct 2															
	Total															
NORTON SHORES CITY	Precinct 1															
	Precinct 10															
	Precinct 11															
	Precinct 2															
	Precinct 3															
	Precinct 4															
	Precinct 5															
	Precinct 6															
	Precinct 7															
	Precinct 8															
	Precinct 9															
	Total															
ROOSEVELT PARK CITY	Precinct 1															
	Precinct 2															
	Total															
WHITEHALL CITY	Precinct 1															
	Total															
Cities Totals																
Townships Totals			105	89												194
Grand Totals			105	89												194

STATEMENT OF VOTES, August Primary Election, Tuesday, August 3, 2010

Names of Townships and Election Districts		PollBook	DELEGATE TO COUNTY CONVENTION MUSKEGON TWP 6 (Vote For 6)											
MUSKEGON 61			Dem Gloria Keyes											Totals
Section 1														
BLUE LAKE TOWNSHIP	Precinct 1													
	Total													
CASNOVIA TOWNSHIP	Precinct 1													
	Total													
CEDAR CREEK TOWNSHIP	Precinct 1													
	Total													
DALTON TOWNSHIP	Precinct 1													
	Precinct 2													
	Precinct 3													
	Precinct 4													
	Total													
EGELSTON TOWNSHIP	Precinct 1													
	Precinct 2													
	Precinct 3													
	Total													
FRUITLAND TOWNSHIP	Precinct 1													
	Precinct 2													
	Precinct 3													
	Total													
FRUITPORT TOWNSHIP	Precinct 1													
	Precinct 2													
	Precinct 3													
	Precinct 4													
	Total													
HOLTON TOWNSHIP	Precinct 1													
	Total													
LAKETON TOWNSHIP	Precinct 1													
	Precinct 2													
	Precinct 3													
	Precinct 4													
	Total													
MONTAGUE TOWNSHIP	Precinct 1													
	Total													
MOORLAND TOWNSHIP	Precinct 1													
	Total													
MUSKEGON TOWNSHIP	Precinct 1													
	Precinct 2													
	Precinct 3													
	Precinct 4													
	Precinct 5													
	Precinct 6		110											110
	Precinct 7													
	Total		110											110
RAVENNA TOWNSHIP	Precinct 1													
	Total													
SULLIVAN TOWNSHIP	Precinct 1													
	Total													
WHITE RIVER TOWNSHIP	Precinct 1													
	Total													
WHITEHALL TOWNSHIP	Precinct 1													
	Total													
Townships Totals			110											110

STATEMENT OF VOTES, August Primary Election, Tuesday, August 3, 2010

Names of Townships and Election Districts

MUSKEGON 61

Section 2

		PollBook	DELEGATE TO COUNTY CONVENTION MUSKEGON TWP 6 (Vote For 6)											
			Dem Gloria Keyes											Totals
MONTAGUE CITY	Precinct 1													
	Total													
MUSKEGON CITY	Precinct 1													
	Precinct 10													
	Precinct 11													
	Precinct 12													
	Precinct 13													
	Precinct 14													
	Precinct 2													
	Precinct 3													
	Precinct 4													
	Precinct 5													
	Precinct 6													
	Precinct 7													
	Precinct 8													
	Precinct 9													
	Total													
MUSKEGON HEIGHTS CITY	Precinct 2													
	Precinct 3													
	Precinct 4													
	Precinct 5													
	Precinct 6													
	Precinct 7													
	Total													
NORTH MUSKEGON CITY	Precinct 1													
	Precinct 2													
	Total													
NORTON SHORES CITY	Precinct 1													
	Precinct 10													
	Precinct 11													
	Precinct 2													
	Precinct 3													
	Precinct 4													
	Precinct 5													
	Precinct 6													
	Precinct 7													
	Precinct 8													
	Precinct 9													
	Total													
ROOSEVELT PARK CITY	Precinct 1													
	Precinct 2													
	Total													
WHITEHALL CITY	Precinct 1													
	Total													
Cities Totals														
Townships Totals			110											110
Grand Totals			110											110

STATEMENT OF VOTES, August Primary Election, Tuesday, August 3, 2010

Names of Townships and Election Districts		PollBook	DELEGATE TO COUNTY CONVENTION MUSKEGON TWP 7 (Vote For 6)												Totals
MUSKEGON 61			Dem Marc R. Olivares												
Section 1															
BLUE LAKE TOWNSHIP	Precinct 1														
	Total														
CASNOVIA TOWNSHIP	Precinct 1														
	Total														
CEDAR CREEK TOWNSHIP	Precinct 1														
	Total														
DALTON TOWNSHIP	Precinct 1														
	Precinct 2														
	Precinct 3														
	Precinct 4														
	Total														
EGELSTON TOWNSHIP	Precinct 1														
	Precinct 2														
	Precinct 3														
	Total														
FRUITLAND TOWNSHIP	Precinct 1														
	Precinct 2														
	Precinct 3														
	Total														
FRUITPORT TOWNSHIP	Precinct 1														
	Precinct 2														
	Precinct 3														
	Precinct 4														
	Total														
HOLTON TOWNSHIP	Precinct 1														
	Total														
LAKETON TOWNSHIP	Precinct 1														
	Precinct 2														
	Precinct 3														
	Precinct 4														
	Total														
MONTAGUE TOWNSHIP	Precinct 1														
	Total														
MOORLAND TOWNSHIP	Precinct 1														
	Total														
MUSKEGON TOWNSHIP	Precinct 1														
	Precinct 2														
	Precinct 3														
	Precinct 4														
	Precinct 5														
	Precinct 6														
	Precinct 7		79												79
	Total		79												79
RAVENNA TOWNSHIP	Precinct 1														
	Total														
SULLIVAN TOWNSHIP	Precinct 1														
	Total														
WHITE RIVER TOWNSHIP	Precinct 1														
	Total														
WHITEHALL TOWNSHIP	Precinct 1														
	Total														
Townships Totals			79												79

STATEMENT OF VOTES, August Primary Election, Tuesday, August 3, 2010

Names of Townships and Election Districts

MUSKEGON 61

Section 2

		PollBook	DELEGATE TO COUNTY CONVENTION MUSKEGON TWP 7 (Vote For 6)											
			Dem Marc R. Olivares											Totals
MONTAGUE CITY	Precinct 1													
Total														
MUSKEGON CITY	Precinct 1													
	Precinct 10													
	Precinct 11													
	Precinct 12													
	Precinct 13													
	Precinct 14													
	Precinct 2													
	Precinct 3													
	Precinct 4													
	Precinct 5													
	Precinct 6													
	Precinct 7													
	Precinct 8													
	Precinct 9													
Total														
MUSKEGON HEIGHTS CITY	Precinct 2													
	Precinct 3													
	Precinct 4													
	Precinct 5													
	Precinct 6													
	Precinct 7													
Total														
NORTH MUSKEGON CITY	Precinct 1													
	Precinct 2													
Total														
NORTON SHORES CITY	Precinct 1													
	Precinct 10													
	Precinct 11													
	Precinct 2													
	Precinct 3													
	Precinct 4													
	Precinct 5													
	Precinct 6													
	Precinct 7													
	Precinct 8													
	Precinct 9													
Total														
ROOSEVELT PARK CITY	Precinct 1													
	Precinct 2													
Total														
WHITEHALL CITY	Precinct 1													
Total														
Cities Totals														
Townships Totals			79											79
Grand Totals			79											79

STATEMENT OF VOTES, August Primary Election, Tuesday, August 3, 2010

Names of Townships and Election Districts

MUSKEGON 61

Section 1

		Poll Book	DELEGATE TO COUNTY CONVENTION NORTH MUSKEGON CITY 1 (Vote For 5)											
			Rep Merle J. Hanson	Rep Michael Kempf	Rep Paul Miller									Totals
BLUE LAKE TOWNSHIP	Precinct 1													
	Total													
CASNOVIA TOWNSHIP	Precinct 1													
	Total													
CEDAR CREEK TOWNSHIP	Precinct 1													
	Total													
DALTON TOWNSHIP	Precinct 1													
	Precinct 2													
	Precinct 3													
	Precinct 4													
	Total													
EGELSTON TOWNSHIP	Precinct 1													
	Precinct 2													
	Precinct 3													
	Total													
FRUITLAND TOWNSHIP	Precinct 1													
	Precinct 2													
	Precinct 3													
	Total													
FRUITPORT TOWNSHIP	Precinct 1													
	Precinct 2													
	Precinct 3													
	Precinct 4													
	Total													
HOLTON TOWNSHIP	Precinct 1													
	Total													
LAKETON TOWNSHIP	Precinct 1													
	Precinct 2													
	Precinct 3													
	Precinct 4													
	Total													
MONTAGUE TOWNSHIP	Precinct 1													
	Total													
MOORLAND TOWNSHIP	Precinct 1													
	Total													
MUSKEGON TOWNSHIP	Precinct 1													
	Precinct 2													
	Precinct 3													
	Precinct 4													
	Precinct 5													
	Precinct 6													
	Precinct 7													
	Total													
RAVENNA TOWNSHIP	Precinct 1													
	Total													
SULLIVAN TOWNSHIP	Precinct 1													
	Total													
WHITE RIVER TOWNSHIP	Precinct 1													
	Total													
WHITEHALL TOWNSHIP	Precinct 1													
	Total													
Townships Totals														

STATEMENT OF VOTES, August Primary Election, Tuesday, August 3, 2010

Names of Townships and Election Districts

MUSKEGON 61

Section 2

		PollBook	DELEGATE TO COUNTY CONVENTION NORTH MUSKEGON CITY 1 (Vote For 5)												
			Rep Merle J. Hanson	Rep Michael Kempf	Rep Paul Miller										Totals
MONTAGUE CITY	Precinct 1														
	Total														
MUSKEGON CITY	Precinct 1														
	Precinct 10														
	Precinct 11														
	Precinct 12														
	Precinct 13														
	Precinct 14														
	Precinct 2														
	Precinct 3														
	Precinct 4														
	Precinct 5														
	Precinct 6														
	Precinct 7														
	Precinct 8														
	Precinct 9														
	Total														
MUSKEGON HEIGHTS CITY	Precinct 2														
	Precinct 3														
	Precinct 4														
	Precinct 5														
	Precinct 6														
	Precinct 7														
	Total														
NORTH MUSKEGON CITY	Precinct 1		137	119	124										380
	Precinct 2														
	Total		137	119	124										380
NORTON SHORES CITY	Precinct 1														
	Precinct 10														
	Precinct 11														
	Precinct 2														
	Precinct 3														
	Precinct 4														
	Precinct 5														
	Precinct 6														
	Precinct 7														
	Precinct 8														
	Precinct 9														
	Total														
ROOSEVELT PARK CITY	Precinct 1														
	Precinct 2														
	Total														
WHITEHALL CITY	Precinct 1														
	Total														
Cities Totals			137	119	124										380
Townships Totals															
Grand Totals			137	119	124										380

STATEMENT OF VOTES, August Primary Election, Tuesday, August 3, 2010

MUSKEGON 61

Section 1

Names of Townships and Election Districts		Poll Book	DELEGATE TO COUNTY CONVENTION NORTH MUSKEGON CITY 2 (Vote For 7)											
			Rep William Boyd	Rep Jean W. Davis	Rep Jan A. Koens	Rep Robert Muzio	Rep Thomas Robinette							Totals
BLUE LAKE TOWNSHIP	Precinct 1													
	Total													
CASNOVIA TOWNSHIP	Precinct 1													
	Total													
CEDAR CREEK TOWNSHIP	Precinct 1													
	Total													
DALTON TOWNSHIP	Precinct 1													
	Precinct 2													
	Precinct 3													
	Precinct 4													
	Total													
EGELSTON TOWNSHIP	Precinct 1													
	Precinct 2													
	Precinct 3													
	Total													
FRUITLAND TOWNSHIP	Precinct 1													
	Precinct 2													
	Precinct 3													
	Total													
FRUITPORT TOWNSHIP	Precinct 1													
	Precinct 2													
	Precinct 3													
	Precinct 4													
	Total													
HOLTON TOWNSHIP	Precinct 1													
	Total													
LAKETON TOWNSHIP	Precinct 1													
	Precinct 2													
	Precinct 3													
	Precinct 4													
	Total													
MONTAGUE TOWNSHIP	Precinct 1													
	Total													
MOORLAND TOWNSHIP	Precinct 1													
	Total													
MUSKEGON TOWNSHIP	Precinct 1													
	Precinct 2													
	Precinct 3													
	Precinct 4													
	Precinct 5													
	Precinct 6													
	Precinct 7													
	Total													
RAVENNA TOWNSHIP	Precinct 1													
	Total													
SULLIVAN TOWNSHIP	Precinct 1													
	Total													
WHITE RIVER TOWNSHIP	Precinct 1													
	Total													
WHITEHALL TOWNSHIP	Precinct 1													
	Total													
Townships Totals														

STATEMENT OF VOTES, August Primary Election, Tuesday, August 3, 2010

MUSKEGON 61

Section 2

Names of Townships and Election Districts		PollBook	DELEGATE TO COUNTY CONVENTION NORTH MUSKEGON CITY 2 (Vote For 7)												
			Rep William Boyd	Rep Jean W. Davis	Rep Jan A. Koons	Rep Robert Muzio	Rep Thomas Robinette								Totals
MONTAGUE CITY	Precinct 1														
	Total														
MUSKEGON CITY	Precinct 1														
	Precinct 10														
	Precinct 11														
	Precinct 12														
	Precinct 13														
	Precinct 14														
	Precinct 2														
	Precinct 3														
	Precinct 4														
	Precinct 5														
	Precinct 6														
	Precinct 7														
	Precinct 8														
	Precinct 9														
	Total														
MUSKEGON HEIGHTS CITY	Precinct 2														
	Precinct 3														
	Precinct 4														
	Precinct 5														
	Precinct 6														
	Precinct 7														
	Total														
NORTH MUSKEGON CITY	Precinct 1														
	Precinct 2		260	190	219	206	183								1058
	Total		260	190	219	206	183								1058
NORTON SHORES CITY	Precinct 1														
	Precinct 10														
	Precinct 11														
	Precinct 2														
	Precinct 3														
	Precinct 4														
	Precinct 5														
	Precinct 6														
	Precinct 7														
	Precinct 8														
	Precinct 9														
	Total														
ROOSEVELT PARK CITY	Precinct 1														
	Precinct 2														
	Total														
WHITEHALL CITY	Precinct 1														
	Total														
Cities Totals			260	190	219	206	183								1058
Townships Totals															
Grand Totals			260	190	219	206	183								1058

STATEMENT OF VOTES, August Primary Election, Tuesday, August 3, 2010

Names of Townships and Election Districts

MUSKEGON 61

Section 1

		PollBook	DELEGATE TO COUNTY CONVENTION NORTON SHORES CITY 10 (Vote For 7)													Totals
			Rep Jose A. Infante	Rep Dennis Warren												
BLUE LAKE TOWNSHIP	Precinct 1															
	Total															
CASNOVIA TOWNSHIP	Precinct 1															
	Total															
CEDAR CREEK TOWNSHIP	Precinct 1															
	Total															
DALTON TOWNSHIP	Precinct 1															
	Precinct 2															
	Precinct 3															
	Precinct 4															
	Total															
EGELSTON TOWNSHIP	Precinct 1															
	Precinct 2															
	Precinct 3															
	Total															
FRUITLAND TOWNSHIP	Precinct 1															
	Precinct 2															
	Precinct 3															
	Total															
FRUITPORT TOWNSHIP	Precinct 1															
	Precinct 2															
	Precinct 3															
	Precinct 4															
	Total															
HOLTON TOWNSHIP	Precinct 1															
	Total															
LAKETON TOWNSHIP	Precinct 1															
	Precinct 2															
	Precinct 3															
	Precinct 4															
	Total															
MONTAGUE TOWNSHIP	Precinct 1															
	Total															
MOORLAND TOWNSHIP	Precinct 1															
	Total															
MUSKEGON TOWNSHIP	Precinct 1															
	Precinct 2															
	Precinct 3															
	Precinct 4															
	Precinct 5															
	Precinct 6															
	Precinct 7															
	Total															
RAVENNA TOWNSHIP	Precinct 1															
	Total															
SULLIVAN TOWNSHIP	Precinct 1															
	Total															
WHITE RIVER TOWNSHIP	Precinct 1															
	Total															
WHITEHALL TOWNSHIP	Precinct 1															
	Total															
Townships Totals																

STATEMENT OF VOTES, August Primary Election, Tuesday, August 3, 2010

Names of Townships and Election Districts

MUSKEGON 61

Section 2

		PollBook	DELEGATE TO COUNTY CONVENTION NORTON SHORES CITY 10 (Vote For 7)												
			Rep Jose A. Infante	Rep Dennis Warren											Totals
MONTAGUE CITY	Precinct 1														
	Total														
MUSKEGON CITY	Precinct 1														
	Precinct 10														
	Precinct 11														
	Precinct 12														
	Precinct 13														
	Precinct 14														
	Precinct 2														
	Precinct 3														
	Precinct 4														
	Precinct 5														
	Precinct 6														
	Precinct 7														
	Precinct 8														
	Precinct 9														
	Total														
MUSKEGON HEIGHTS CITY	Precinct 2														
	Precinct 3														
	Precinct 4														
	Precinct 5														
	Precinct 6														
	Precinct 7														
	Total														
NORTH MUSKEGON CITY	Precinct 1														
	Precinct 2														
	Total														
NORTON SHORES CITY	Precinct 1														
	Precinct 10		336	287											623
	Precinct 11														
	Precinct 2														
	Precinct 3														
	Precinct 4														
	Precinct 5														
	Precinct 6														
	Precinct 7														
	Precinct 8														
	Precinct 9														
	Total		336	287											623
ROOSEVELT PARK CITY	Precinct 1														
	Precinct 2														
	Total														
WHITEHALL CITY	Precinct 1														
	Total														
Cities Totals			336	287											623
Townships Totals															
Grand Totals			336	287											623

STATEMENT OF VOTES, August Primary Election, Tuesday, August 3, 2010

Names of Townships and Election Districts

MUSKEGON 61

Section 1

		PollBook	DELEGATE TO COUNTY CONVENTION NORTON SHORES CITY 10 (Vote For 5)										
			Dem Larry LaVigne										Totals
BLUE LAKE TOWNSHIP	Precinct 1												
	Total												
CASNOVIA TOWNSHIP	Precinct 1												
	Total												
CEDAR CREEK TOWNSHIP	Precinct 1												
	Total												
DALTON TOWNSHIP	Precinct 1												
	Precinct 2												
	Precinct 3												
	Precinct 4												
	Total												
EGELSTON TOWNSHIP	Precinct 1												
	Precinct 2												
	Precinct 3												
	Total												
FRUITLAND TOWNSHIP	Precinct 1												
	Precinct 2												
	Precinct 3												
	Total												
FRUITPORT TOWNSHIP	Precinct 1												
	Precinct 2												
	Precinct 3												
	Precinct 4												
	Total												
HOLTON TOWNSHIP	Precinct 1												
	Total												
LAKETON TOWNSHIP	Precinct 1												
	Precinct 2												
	Precinct 3												
	Precinct 4												
	Total												
MONTAGUE TOWNSHIP	Precinct 1												
	Total												
MOORLAND TOWNSHIP	Precinct 1												
	Total												
MUSKEGON TOWNSHIP	Precinct 1												
	Precinct 2												
	Precinct 3												
	Precinct 4												
	Precinct 5												
	Precinct 6												
	Precinct 7												
	Total												
RAVENNA TOWNSHIP	Precinct 1												
	Total												
SULLIVAN TOWNSHIP	Precinct 1												
	Total												
WHITE RIVER TOWNSHIP	Precinct 1												
	Total												
WHITEHALL TOWNSHIP	Precinct 1												
	Total												
Townships Totals													

STATEMENT OF VOTES, August Primary Election, Tuesday, August 3, 2010

Names of Townships and Election Districts

MUSKEGON 61

Section 2

		PollBook	DELEGATE TO COUNTY CONVENTION NORTON SHORES CITY 10 (Vote For 5)											
			Dem Larry LaVigne											Totals
MONTAGUE CITY	Precinct 1													
Total														
MUSKEGON CITY	Precinct 1													
	Precinct 10													
	Precinct 11													
	Precinct 12													
	Precinct 13													
	Precinct 14													
	Precinct 2													
	Precinct 3													
	Precinct 4													
	Precinct 5													
	Precinct 6													
	Precinct 7													
	Precinct 8													
	Precinct 9													
Total														
MUSKEGON HEIGHTS CITY	Precinct 2													
	Precinct 3													
	Precinct 4													
	Precinct 5													
	Precinct 6													
	Precinct 7													
Total														
NORTH MUSKEGON CITY	Precinct 1													
	Precinct 2													
Total														
NORTON SHORES CITY	Precinct 1													
	Precinct 10		128											128
	Precinct 11													
	Precinct 2													
	Precinct 3													
	Precinct 4													
	Precinct 5													
	Precinct 6													
	Precinct 7													
	Precinct 8													
	Precinct 9													
Total			128											128
ROOSEVELT PARK CITY	Precinct 1													
	Precinct 2													
Total														
WHITEHALL CITY	Precinct 1													
Total														
Cities Totals			128											128
Townships Totals														
Grand Totals			128											128

STATEMENT OF VOTES, August Primary Election, Tuesday, August 3, 2010

Names of Townships and Election Districts

MUSKEGON 61

Section 1

		PollBook	DELEGATE TO COUNTY CONVENTION NORTON SHORES CITY 1 (Vote For 6)											
			Rep Gloria White Gardner	Rep Grady Myhre	Rep James G. Riley	Rep Gerald Van Woerkom								Totals
BLUE LAKE TOWNSHIP	Precinct 1													
	Total													
CASNOVIA TOWNSHIP	Precinct 1													
	Total													
CEDAR CREEK TOWNSHIP	Precinct 1													
	Total													
DALTON TOWNSHIP	Precinct 1													
	Precinct 2													
	Precinct 3													
	Precinct 4													
	Total													
EGELSTON TOWNSHIP	Precinct 1													
	Precinct 2													
	Precinct 3													
	Total													
FRUITLAND TOWNSHIP	Precinct 1													
	Precinct 2													
	Precinct 3													
	Total													
FRUITPORT TOWNSHIP	Precinct 1													
	Precinct 2													
	Precinct 3													
	Precinct 4													
	Total													
HOLTON TOWNSHIP	Precinct 1													
	Total													
LAKETON TOWNSHIP	Precinct 1													
	Precinct 2													
	Precinct 3													
	Precinct 4													
	Total													
MONTAGUE TOWNSHIP	Precinct 1													
	Total													
MOORLAND TOWNSHIP	Precinct 1													
	Total													
MUSKEGON TOWNSHIP	Precinct 1													
	Precinct 2													
	Precinct 3													
	Precinct 4													
	Precinct 5													
	Precinct 6													
	Precinct 7													
	Total													
RAVENNA TOWNSHIP	Precinct 1													
	Total													
SULLIVAN TOWNSHIP	Precinct 1													
	Total													
WHITE RIVER TOWNSHIP	Precinct 1													
	Total													
WHITEHALL TOWNSHIP	Precinct 1													
	Total													
Townships Totals														

STATEMENT OF VOTES, August Primary Election, Tuesday, August 3, 2010

Names of Townships and Election Districts

MUSKEGON 61

Section 2

		PollBook	DELEGATE TO COUNTY CONVENTION NORTON SHORES CITY 1 (Vote For 6)												
			Rep Gloria White Gardner	Rep Grady Myhre	Rep James G. Riley	Rep Gerald Van Woerkom									Totals
MONTAGUE CITY	Precinct 1														
	Total														
MUSKEGON CITY	Precinct 1														
	Precinct 10														
	Precinct 11														
	Precinct 12														
	Precinct 13														
	Precinct 14														
	Precinct 2														
	Precinct 3														
	Precinct 4														
	Precinct 5														
	Precinct 6														
	Precinct 7														
	Precinct 8														
	Precinct 9														
	Total														
MUSKEGON HEIGHTS CITY	Precinct 2														
	Precinct 3														
	Precinct 4														
	Precinct 5														
	Precinct 6														
	Precinct 7														
	Total														
NORTH MUSKEGON CITY	Precinct 1														
	Precinct 2														
	Total														
NORTON SHORES CITY	Precinct 1		163	145	158	340									806
	Precinct 10														
	Precinct 11														
	Precinct 2														
	Precinct 3														
	Precinct 4														
	Precinct 5														
	Precinct 6														
	Precinct 7														
	Precinct 8														
	Precinct 9														
	Total		163	145	158	340									806
ROOSEVELT PARK CITY	Precinct 1														
	Precinct 2														
	Total														
WHITEHALL CITY	Precinct 1														
	Total														
Cities Totals			163	145	158	340									806
Townships Totals															
Grand Totals			163	145	158	340									806

STATEMENT OF VOTES, August Primary Election, Tuesday, August 3, 2010

Names of Townships and Election Districts

MUSKEGON 61

Section 1

		PollBook	DELEGATE TO COUNTY CONVENTION NORTON SHORES CITY 2 (Vote For 4)											
			Rep Jody Eklund	Rep Wes Eklund										Totals
BLUE LAKE TOWNSHIP	Precinct 1													
	Total													
CASNOVIA TOWNSHIP	Precinct 1													
	Total													
CEDAR CREEK TOWNSHIP	Precinct 1													
	Total													
DALTON TOWNSHIP	Precinct 1													
	Precinct 2													
	Precinct 3													
	Precinct 4													
	Total													
EGELSTON TOWNSHIP	Precinct 1													
	Precinct 2													
	Precinct 3													
	Total													
FRUITLAND TOWNSHIP	Precinct 1													
	Precinct 2													
	Precinct 3													
	Total													
FRUITPORT TOWNSHIP	Precinct 1													
	Precinct 2													
	Precinct 3													
	Precinct 4													
	Total													
HOLTON TOWNSHIP	Precinct 1													
	Total													
LAKETON TOWNSHIP	Precinct 1													
	Precinct 2													
	Precinct 3													
	Precinct 4													
	Total													
MONTAGUE TOWNSHIP	Precinct 1													
	Total													
MOORLAND TOWNSHIP	Precinct 1													
	Total													
MUSKEGON TOWNSHIP	Precinct 1													
	Precinct 2													
	Precinct 3													
	Precinct 4													
	Precinct 5													
	Precinct 6													
	Precinct 7													
	Total													
RAVENNA TOWNSHIP	Precinct 1													
	Total													
SULLIVAN TOWNSHIP	Precinct 1													
	Total													
WHITE RIVER TOWNSHIP	Precinct 1													
	Total													
WHITEHALL TOWNSHIP	Precinct 1													
	Total													
Townships Totals														

STATEMENT OF VOTES, August Primary Election, Tuesday, August 3, 2010

Names of Townships and Election Districts

MUSKEGON 61

Section 2

		PollBook	DELEGATE TO COUNTY CONVENTION NORTON SHORES CITY 2 (Vote For 4)												
			Rep Jody Eklund	Rep Wes Eklund											Totals
MONTAGUE CITY	Precinct 1														
	Total														
MUSKEGON CITY	Precinct 1														
	Precinct 10														
	Precinct 11														
	Precinct 12														
	Precinct 13														
	Precinct 14														
	Precinct 2														
	Precinct 3														
	Precinct 4														
	Precinct 5														
	Precinct 6														
	Precinct 7														
	Precinct 8														
	Precinct 9														
	Total														
MUSKEGON HEIGHTS CITY	Precinct 2														
	Precinct 3														
	Precinct 4														
	Precinct 5														
	Precinct 6														
	Precinct 7														
	Total														
NORTH MUSKEGON CITY	Precinct 1														
	Precinct 2														
	Total														
NORTON SHORES CITY	Precinct 1														
	Precinct 10														
	Precinct 11														
	Precinct 2		110	108											218
	Precinct 3														
	Precinct 4														
	Precinct 5														
	Precinct 6														
	Precinct 7														
	Precinct 8														
	Precinct 9														
	Total		110	108											218
ROOSEVELT PARK CITY	Precinct 1														
	Precinct 2														
	Total														
WHITEHALL CITY	Precinct 1														
	Total														
Cities Totals			110	108											218
Townships Totals															
Grand Totals			110	108											218

STATEMENT OF VOTES, August Primary Election, Tuesday, August 3, 2010

Names of Townships and Election Districts

MUSKEGON 61

Section 1

		PollBook	DELEGATE TO COUNTY CONVENTION NORTON SHORES CITY 2 (Vote For 3)										
			Dem Patsy Petty										Totals
BLUE LAKE TOWNSHIP	Precinct 1												
	Total												
CASNOVIA TOWNSHIP	Precinct 1												
	Total												
CEDAR CREEK TOWNSHIP	Precinct 1												
	Total												
DALTON TOWNSHIP	Precinct 1												
	Precinct 2												
	Precinct 3												
	Precinct 4												
	Total												
EGELSTON TOWNSHIP	Precinct 1												
	Precinct 2												
	Precinct 3												
	Total												
FRUITLAND TOWNSHIP	Precinct 1												
	Precinct 2												
	Precinct 3												
	Total												
FRUITPORT TOWNSHIP	Precinct 1												
	Precinct 2												
	Precinct 3												
	Precinct 4												
	Total												
HOLTON TOWNSHIP	Precinct 1												
	Total												
LAKETON TOWNSHIP	Precinct 1												
	Precinct 2												
	Precinct 3												
	Precinct 4												
	Total												
MONTAGUE TOWNSHIP	Precinct 1												
	Total												
MOORLAND TOWNSHIP	Precinct 1												
	Total												
MUSKEGON TOWNSHIP	Precinct 1												
	Precinct 2												
	Precinct 3												
	Precinct 4												
	Precinct 5												
	Precinct 6												
	Precinct 7												
	Total												
RAVENNA TOWNSHIP	Precinct 1												
	Total												
SULLIVAN TOWNSHIP	Precinct 1												
	Total												
WHITE RIVER TOWNSHIP	Precinct 1												
	Total												
WHITEHALL TOWNSHIP	Precinct 1												
	Total												
Townships Totals													

STATEMENT OF VOTES, August Primary Election, Tuesday, August 3, 2010

Names of Townships and Election Districts

MUSKEGON 61

Section 2

		PollBook	DELEGATE TO COUNTY CONVENTION NORTON SHORES CITY 2 (Vote For 3)												
			Dem Patsy Petty												Totals
MONTAGUE CITY	Precinct 1														
Total															
MUSKEGON CITY	Precinct 1														
	Precinct 10														
	Precinct 11														
	Precinct 12														
	Precinct 13														
	Precinct 14														
	Precinct 2														
	Precinct 3														
	Precinct 4														
	Precinct 5														
	Precinct 6														
	Precinct 7														
	Precinct 8														
	Precinct 9														
Total															
MUSKEGON HEIGHTS CITY	Precinct 2														
	Precinct 3														
	Precinct 4														
	Precinct 5														
	Precinct 6														
	Precinct 7														
Total															
NORTH MUSKEGON CITY	Precinct 1														
	Precinct 2														
Total															
NORTON SHORES CITY	Precinct 1														
	Precinct 10														
	Precinct 11														
	Precinct 2		54												54
	Precinct 3														
	Precinct 4														
	Precinct 5														
	Precinct 6														
	Precinct 7														
	Precinct 8														
	Precinct 9														
Total			54												54
ROOSEVELT PARK CITY	Precinct 1														
	Precinct 2														
Total															
WHITEHALL CITY	Precinct 1														
Total															
Cities Totals			54												54
Townships Totals															
Grand Totals			54												54

STATEMENT OF VOTES, August Primary Election, Tuesday, August 3, 2010

Names of Townships and Election Districts

MUSKEGON 61

Section 1

		Poll Book	DELEGATE TO COUNTY CONVENTION NORTON SHORES CITY 3 (Vote For 6)											
			Rep Adam G. Zuwerink											Totals
BLUE LAKE TOWNSHIP	Precinct 1													
	Total													
CASNOVIA TOWNSHIP	Precinct 1													
	Total													
CEDAR CREEK TOWNSHIP	Precinct 1													
	Total													
DALTON TOWNSHIP	Precinct 1													
	Precinct 2													
	Precinct 3													
	Precinct 4													
	Total													
EGELSTON TOWNSHIP	Precinct 1													
	Precinct 2													
	Precinct 3													
	Total													
FRUITLAND TOWNSHIP	Precinct 1													
	Precinct 2													
	Precinct 3													
	Total													
FRUITPORT TOWNSHIP	Precinct 1													
	Precinct 2													
	Precinct 3													
	Precinct 4													
	Total													
HOLTON TOWNSHIP	Precinct 1													
	Total													
LAKETON TOWNSHIP	Precinct 1													
	Precinct 2													
	Precinct 3													
	Precinct 4													
	Total													
MONTAGUE TOWNSHIP	Precinct 1													
	Total													
MOORLAND TOWNSHIP	Precinct 1													
	Total													
MUSKEGON TOWNSHIP	Precinct 1													
	Precinct 2													
	Precinct 3													
	Precinct 4													
	Precinct 5													
	Precinct 6													
	Precinct 7													
	Total													
RAVENNA TOWNSHIP	Precinct 1													
	Total													
SULLIVAN TOWNSHIP	Precinct 1													
	Total													
WHITE RIVER TOWNSHIP	Precinct 1													
	Total													
WHITEHALL TOWNSHIP	Precinct 1													
	Total													
Townships Totals														

STATEMENT OF VOTES, August Primary Election, Tuesday, August 3, 2010

Names of Townships and Election Districts

MUSKEGON 61

Section 2

		PollBook	DELEGATE TO COUNTY CONVENTION NORTON SHORES CITY 3 (Vote For 6)												
			Rep Adam G. Zuwerink												Totals
MONTAGUE CITY	Precinct 1														
Total															
MUSKEGON CITY	Precinct 1														
	Precinct 10														
	Precinct 11														
	Precinct 12														
	Precinct 13														
	Precinct 14														
	Precinct 2														
	Precinct 3														
	Precinct 4														
	Precinct 5														
	Precinct 6														
	Precinct 7														
	Precinct 8														
	Precinct 9														
Total															
MUSKEGON HEIGHTS CITY	Precinct 2														
	Precinct 3														
	Precinct 4														
	Precinct 5														
	Precinct 6														
	Precinct 7														
Total															
NORTH MUSKEGON CITY	Precinct 1														
	Precinct 2														
Total															
NORTON SHORES CITY	Precinct 1														
	Precinct 10														
	Precinct 11														
	Precinct 2														
	Precinct 3		243												243
	Precinct 4														
	Precinct 5														
	Precinct 6														
	Precinct 7														
	Precinct 8														
	Precinct 9														
Total			243												243
ROOSEVELT PARK CITY	Precinct 1														
	Precinct 2														
Total															
WHITEHALL CITY	Precinct 1														
Total															
Cities Totals			243												243
Townships Totals															
Grand Totals			243												243

STATEMENT OF VOTES, August Primary Election, Tuesday, August 3, 2010

Names of Townships and Election Districts **MUSKEGON 61** Section 1		Poll Book	DELEGATE TO COUNTY CONVENTION NORTON SHORES CITY 3 (Vote For 5) Dem Charles T. Kennedy	Totals
BLUE LAKE TOWNSHIP	Precinct 1			
	Total			
CASNOVIA TOWNSHIP	Precinct 1			
	Total			
CEDAR CREEK TOWNSHIP	Precinct 1			
	Total			
DALTON TOWNSHIP	Precinct 1			
	Precinct 2			
	Precinct 3			
	Precinct 4			
	Total			
EGELSTON TOWNSHIP	Precinct 1			
	Precinct 2			
	Precinct 3			
	Total			
FRUITLAND TOWNSHIP	Precinct 1			
	Precinct 2			
	Precinct 3			
	Total			
FRUITPORT TOWNSHIP	Precinct 1			
	Precinct 2			
	Precinct 3			
	Precinct 4			
	Total			
HOLTON TOWNSHIP	Precinct 1			
	Total			
LAKETON TOWNSHIP	Precinct 1			
	Precinct 2			
	Precinct 3			
	Precinct 4			
	Total			
MONTAGUE TOWNSHIP	Precinct 1			
	Total			
MOORLAND TOWNSHIP	Precinct 1			
	Total			
MUSKEGON TOWNSHIP	Precinct 1			
	Precinct 2			
	Precinct 3			
	Precinct 4			
	Precinct 5			
	Precinct 6			
	Precinct 7			
	Total			
RAVENNA TOWNSHIP	Precinct 1			
	Total			
SULLIVAN TOWNSHIP	Precinct 1			
	Total			
WHITE RIVER TOWNSHIP	Precinct 1			
	Total			
WHITEHALL TOWNSHIP	Precinct 1			
	Total			
Townships Totals				

STATEMENT OF VOTES, August Primary Election, Tuesday, August 3, 2010

Names of Townships and Election Districts

MUSKEGON 61

Section 2

		PollBook	DELEGATE TO COUNTY CONVENTION NORTON SHORES CITY 3 (Vote For 5)												
			Dem Charles T. Kennedy												Totals
MONTAGUE CITY	Precinct 1														
	Total														
MUSKEGON CITY	Precinct 1														
	Precinct 10														
	Precinct 11														
	Precinct 12														
	Precinct 13														
	Precinct 14														
	Precinct 2														
	Precinct 3														
	Precinct 4														
	Precinct 5														
	Precinct 6														
	Precinct 7														
	Precinct 8														
	Precinct 9														
	Total														
MUSKEGON HEIGHTS CITY	Precinct 2														
	Precinct 3														
	Precinct 4														
	Precinct 5														
	Precinct 6														
	Precinct 7														
	Total														
NORTH MUSKEGON CITY	Precinct 1														
	Precinct 2														
	Total														
NORTON SHORES CITY	Precinct 1														
	Precinct 10														
	Precinct 11														
	Precinct 2														
	Precinct 3		114												114
	Precinct 4														
	Precinct 5														
	Precinct 6														
	Precinct 7														
	Precinct 8														
	Precinct 9														
	Total		114												114
ROOSEVELT PARK CITY	Precinct 1														
	Precinct 2														
	Total														
WHITEHALL CITY	Precinct 1														
	Total														
Cities Totals			114												114
Townships Totals															
Grand Totals			114												114

STATEMENT OF VOTES, August Primary Election, Tuesday, August 3, 2010

MUSKEGON 61

Section 1

Names of Townships and Election Districts		PollBook	DELEGATE TO COUNTY CONVENTION NORTON SHORES CITY 5 (Vote For 8)											
			Rep Mark Boerman	Rep Lowell Kinney	Rep Roxie Kinney	Rep Margaret Pattison	Rep Paul Pattison							Totals
BLUE LAKE TOWNSHIP	Precinct 1													
	Total													
CASNOVIA TOWNSHIP	Precinct 1													
	Total													
CEDAR CREEK TOWNSHIP	Precinct 1													
	Total													
DALTON TOWNSHIP	Precinct 1													
	Precinct 2													
	Precinct 3													
	Precinct 4													
	Total													
EGELSTON TOWNSHIP	Precinct 1													
	Precinct 2													
	Precinct 3													
	Total													
FRUITLAND TOWNSHIP	Precinct 1													
	Precinct 2													
	Precinct 3													
	Total													
FRUITPORT TOWNSHIP	Precinct 1													
	Precinct 2													
	Precinct 3													
	Precinct 4													
	Total													
HOLTON TOWNSHIP	Precinct 1													
	Total													
LAKETON TOWNSHIP	Precinct 1													
	Precinct 2													
	Precinct 3													
	Precinct 4													
	Total													
MONTAGUE TOWNSHIP	Precinct 1													
	Total													
MOORLAND TOWNSHIP	Precinct 1													
	Total													
MUSKEGON TOWNSHIP	Precinct 1													
	Precinct 2													
	Precinct 3													
	Precinct 4													
	Precinct 5													
	Precinct 6													
	Precinct 7													
	Total													
RAVENNA TOWNSHIP	Precinct 1													
	Total													
SULLIVAN TOWNSHIP	Precinct 1													
	Total													
WHITE RIVER TOWNSHIP	Precinct 1													
	Total													
WHITEHALL TOWNSHIP	Precinct 1													
	Total													
Townships Totals														

STATEMENT OF VOTES, August Primary Election, Tuesday, August 3, 2010

MUSKEGON 61

Section 2

Names of Townships and Election Districts		PollBook	DELEGATE TO COUNTY CONVENTION NORTON SHORES CITY 5 (Vote For 8)												
			Rep Mark Boerman	Rep Lowell Kinney	Rep Roxie Kinney	Rep Margaret Pattison	Rep Paul Pattison								Totals
MONTAGUE CITY	Precinct 1														
	Total														
MUSKEGON CITY	Precinct 1														
	Precinct 10														
	Precinct 11														
	Precinct 12														
	Precinct 13														
	Precinct 14														
	Precinct 2														
	Precinct 3														
	Precinct 4														
	Precinct 5														
	Precinct 6														
	Precinct 7														
	Precinct 8														
	Precinct 9														
	Total														
MUSKEGON HEIGHTS CITY	Precinct 2														
	Precinct 3														
	Precinct 4														
	Precinct 5														
	Precinct 6														
	Precinct 7														
	Total														
NORTH MUSKEGON CITY	Precinct 1														
	Precinct 2														
	Total														
NORTON SHORES CITY	Precinct 1														
	Precinct 10														
	Precinct 11														
	Precinct 2														
	Precinct 3														
	Precinct 4														
	Precinct 5		306	282	255	239	240								1322
	Precinct 6														
	Precinct 7														
	Precinct 8														
	Precinct 9														
	Total		306	282	255	239	240								1322
ROOSEVELT PARK CITY	Precinct 1														
	Precinct 2														
	Total														
WHITEHALL CITY	Precinct 1														
	Total														
Cities Totals			306	282	255	239	240								1322
Townships Totals															
Grand Totals			306	282	255	239	240								1322

STATEMENT OF VOTES, August Primary Election, Tuesday, August 3, 2010

Names of Townships and Election Districts

MUSKEGON 61

Section 1

		PollBook	DELEGATE TO COUNTY CONVENTION NORTON SHORES CITY 6 (Vote For 8)												
			Rep Thomas Knol, Jr.	Rep Donna Marie Lundholm	Rep Bob Scolnik	Rep Mike Scolnik	Rep Merle Scolnik	Rep Paula VandenBosch							Totals
BLUE LAKE TOWNSHIP	Precinct 1														
	Total														
CASNOVIA TOWNSHIP	Precinct 1														
	Total														
CEDAR CREEK TOWNSHIP	Precinct 1														
	Total														
DALTON TOWNSHIP	Precinct 1														
	Precinct 2														
	Precinct 3														
	Precinct 4														
	Total														
EGELSTON TOWNSHIP	Precinct 1														
	Precinct 2														
	Precinct 3														
	Total														
FRUITLAND TOWNSHIP	Precinct 1														
	Precinct 2														
	Precinct 3														
	Total														
FRUITPORT TOWNSHIP	Precinct 1														
	Precinct 2														
	Precinct 3														
	Precinct 4														
	Total														
HOLTON TOWNSHIP	Precinct 1														
	Total														
LAKETON TOWNSHIP	Precinct 1														
	Precinct 2														
	Precinct 3														
	Precinct 4														
	Total														
MONTAGUE TOWNSHIP	Precinct 1														
	Total														
MOORLAND TOWNSHIP	Precinct 1														
	Total														
MUSKEGON TOWNSHIP	Precinct 1														
	Precinct 2														
	Precinct 3														
	Precinct 4														
	Precinct 5														
	Precinct 6														
	Precinct 7														
	Total														
RAVENNA TOWNSHIP	Precinct 1														
	Total														
SULLIVAN TOWNSHIP	Precinct 1														
	Total														
WHITE RIVER TOWNSHIP	Precinct 1														
	Total														
WHITEHALL TOWNSHIP	Precinct 1														
	Total														
Townships Totals															

STATEMENT OF VOTES, August Primary Election, Tuesday, August 3, 2010

MUSKEGON 61

Section 2

Names of Townships and Election Districts		PollBook	DELEGATE TO COUNTY CONVENTION NORTON SHORES CITY 6 (Vote For 8)												
			Rep Thomas Knol, Jr.	Rep Donna Marie Lundholm	Rep Bob Scolnik	Rep Mike Scolnik	Rep Merle Scolnik	Rep Paula VandenBosch							Totals
MONTAGUE CITY	Precinct 1														
	Total														
MUSKEGON CITY	Precinct 1														
	Precinct 10														
	Precinct 11														
	Precinct 12														
	Precinct 13														
	Precinct 14														
	Precinct 2														
	Precinct 3														
	Precinct 4														
	Precinct 5														
	Precinct 6														
	Precinct 7														
	Precinct 8														
	Precinct 9														
	Total														
MUSKEGON HEIGHTS CITY	Precinct 2														
	Precinct 3														
	Precinct 4														
	Precinct 5														
	Precinct 6														
	Precinct 7														
	Total														
NORTH MUSKEGON CITY	Precinct 1														
	Precinct 2														
	Total														
NORTON SHORES CITY	Precinct 1														
	Precinct 10														
	Precinct 11														
	Precinct 2														
	Precinct 3														
	Precinct 4														
	Precinct 5														
	Precinct 6		281	298	380	248	261	298							1766
	Precinct 7														
	Precinct 8														
	Precinct 9														
	Total		281	298	380	248	261	298							1766
ROOSEVELT PARK CITY	Precinct 1														
	Precinct 2														
	Total														
WHITEHALL CITY	Precinct 1														
	Total														
Cities Totals			281	298	380	248	261	298							1766
Townships Totals															
Grand Totals			281	298	380	248	261	298							1766

STATEMENT OF VOTES, August Primary Election, Tuesday, August 3, 2010

Names of Townships and Election Districts

MUSKEGON 61

Section 1

		PollBook	DELEGATE TO COUNTY CONVENTION NORTON SHORES CITY 6 (Vote For 6)												
			Dem Wanda Johnson	Dem Mark Mangione											Totals
BLUE LAKE TOWNSHIP	Precinct 1														
	Total														
CASNOVIA TOWNSHIP	Precinct 1														
	Total														
CEDAR CREEK TOWNSHIP	Precinct 1														
	Total														
DALTON TOWNSHIP	Precinct 1														
	Precinct 2														
	Precinct 3														
	Precinct 4														
	Total														
EGELSTON TOWNSHIP	Precinct 1														
	Precinct 2														
	Precinct 3														
	Total														
FRUITLAND TOWNSHIP	Precinct 1														
	Precinct 2														
	Precinct 3														
	Total														
FRUITPORT TOWNSHIP	Precinct 1														
	Precinct 2														
	Precinct 3														
	Precinct 4														
	Total														
HOLTON TOWNSHIP	Precinct 1														
	Total														
LAKETON TOWNSHIP	Precinct 1														
	Precinct 2														
	Precinct 3														
	Precinct 4														
	Total														
MONTAGUE TOWNSHIP	Precinct 1														
	Total														
MOORLAND TOWNSHIP	Precinct 1														
	Total														
MUSKEGON TOWNSHIP	Precinct 1														
	Precinct 2														
	Precinct 3														
	Precinct 4														
	Precinct 5														
	Precinct 6														
	Precinct 7														
	Total														
RAVENNA TOWNSHIP	Precinct 1														
	Total														
SULLIVAN TOWNSHIP	Precinct 1														
	Total														
WHITE RIVER TOWNSHIP	Precinct 1														
	Total														
WHITEHALL TOWNSHIP	Precinct 1														
	Total														
Townships Totals															

STATEMENT OF VOTES, August Primary Election, Tuesday, August 3, 2010

Names of Townships and Election Districts

MUSKEGON 61

Section 2

		PollBook	DELEGATE TO COUNTY CONVENTION NORTON SHORES CITY 6 (Vote For 6)												
			Dem Wanda Johnson	Dem Mark Mangione											Totals
MONTAGUE CITY	Precinct 1														
	Total														
MUSKEGON CITY	Precinct 1														
	Precinct 10														
	Precinct 11														
	Precinct 12														
	Precinct 13														
	Precinct 14														
	Precinct 2														
	Precinct 3														
	Precinct 4														
	Precinct 5														
	Precinct 6														
	Precinct 7														
	Precinct 8														
	Precinct 9														
	Total														
MUSKEGON HEIGHTS CITY	Precinct 2														
	Precinct 3														
	Precinct 4														
	Precinct 5														
	Precinct 6														
	Precinct 7														
	Total														
NORTH MUSKEGON CITY	Precinct 1														
	Precinct 2														
	Total														
NORTON SHORES CITY	Precinct 1														
	Precinct 10														
	Precinct 11														
	Precinct 2														
	Precinct 3														
	Precinct 4														
	Precinct 5														
	Precinct 6		135	146											281
	Precinct 7														
	Precinct 8														
	Precinct 9														
	Total		135	146											281
ROOSEVELT PARK CITY	Precinct 1														
	Precinct 2														
	Total														
WHITEHALL CITY	Precinct 1														
	Total														
Cities Totals			135	146											281
Townships Totals															
Grand Totals			135	146											281

STATEMENT OF VOTES, August Primary Election, Tuesday, August 3, 2010

Names of Townships and Election Districts

MUSKEGON 61

Section 1

		PollBook	DELEGATE TO COUNTY CONVENTION NORTON SHORES CITY 9 (Vote For 6)												
			Rep Dick Pardini	Rep Martha Pardini											Totals
BLUE LAKE TOWNSHIP	Precinct 1														
	Total														
CASNOVIA TOWNSHIP	Precinct 1														
	Total														
CEDAR CREEK TOWNSHIP	Precinct 1														
	Total														
DALTON TOWNSHIP	Precinct 1														
	Precinct 2														
	Precinct 3														
	Precinct 4														
	Total														
EGELSTON TOWNSHIP	Precinct 1														
	Precinct 2														
	Precinct 3														
	Total														
FRUITLAND TOWNSHIP	Precinct 1														
	Precinct 2														
	Precinct 3														
	Total														
FRUITPORT TOWNSHIP	Precinct 1														
	Precinct 2														
	Precinct 3														
	Precinct 4														
	Total														
HOLTON TOWNSHIP	Precinct 1														
	Total														
LAKETON TOWNSHIP	Precinct 1														
	Precinct 2														
	Precinct 3														
	Precinct 4														
	Total														
MONTAGUE TOWNSHIP	Precinct 1														
	Total														
MOORLAND TOWNSHIP	Precinct 1														
	Total														
MUSKEGON TOWNSHIP	Precinct 1														
	Precinct 2														
	Precinct 3														
	Precinct 4														
	Precinct 5														
	Precinct 6														
	Precinct 7														
	Total														
RAVENNA TOWNSHIP	Precinct 1														
	Total														
SULLIVAN TOWNSHIP	Precinct 1														
	Total														
WHITE RIVER TOWNSHIP	Precinct 1														
	Total														
WHITEHALL TOWNSHIP	Precinct 1														
	Total														
Townships Totals															

STATEMENT OF VOTES, August Primary Election, Tuesday, August 3, 2010

Names of Townships and Election Districts

MUSKEGON 61

Section 2

		PollBook	DELEGATE TO COUNTY CONVENTION NORTON SHORES CITY 9 (Vote For 6)												
			Rep Dick Pardini	Rep Martha Pardini											Totals
MONTAGUE CITY	Precinct 1														
	Total														
MUSKEGON CITY	Precinct 1														
	Precinct 10														
	Precinct 11														
	Precinct 12														
	Precinct 13														
	Precinct 14														
	Precinct 2														
	Precinct 3														
	Precinct 4														
	Precinct 5														
	Precinct 6														
	Precinct 7														
	Precinct 8														
	Precinct 9														
	Total														
MUSKEGON HEIGHTS CITY	Precinct 2														
	Precinct 3														
	Precinct 4														
	Precinct 5														
	Precinct 6														
	Precinct 7														
	Total														
NORTH MUSKEGON CITY	Precinct 1														
	Precinct 2														
	Total														
NORTON SHORES CITY	Precinct 1														
	Precinct 10														
	Precinct 11														
	Precinct 2														
	Precinct 3														
	Precinct 4														
	Precinct 5														
	Precinct 6														
	Precinct 7														
	Precinct 8														
	Precinct 9		149	143											292
	Total		149	143											292
ROOSEVELT PARK CITY	Precinct 1														
	Precinct 2														
	Total														
WHITEHALL CITY	Precinct 1														
	Total														
Cities Totals			149	143											292
Townships Totals															
Grand Totals			149	143											292

STATEMENT OF VOTES, August Primary Election, Tuesday, August 3, 2010

Names of Townships and Election Districts

MUSKEGON 61

Section 1

		PollBook	DELEGATE TO COUNTY CONVENTION ROOSEVELT PARK CITY 2 (Vote For 4)												
			Rep John Dantuma	Rep Amber Weerstra											Totals
BLUE LAKE TOWNSHIP	Precinct 1														
	Total														
CASNOVIA TOWNSHIP	Precinct 1														
	Total														
CEDAR CREEK TOWNSHIP	Precinct 1														
	Total														
DALTON TOWNSHIP	Precinct 1														
	Precinct 2														
	Precinct 3														
	Precinct 4														
	Total														
EGELSTON TOWNSHIP	Precinct 1														
	Precinct 2														
	Precinct 3														
	Total														
FRUITLAND TOWNSHIP	Precinct 1														
	Precinct 2														
	Precinct 3														
	Total														
FRUITPORT TOWNSHIP	Precinct 1														
	Precinct 2														
	Precinct 3														
	Precinct 4														
	Total														
HOLTON TOWNSHIP	Precinct 1														
	Total														
LAKETON TOWNSHIP	Precinct 1														
	Precinct 2														
	Precinct 3														
	Precinct 4														
	Total														
MONTAGUE TOWNSHIP	Precinct 1														
	Total														
MOORLAND TOWNSHIP	Precinct 1														
	Total														
MUSKEGON TOWNSHIP	Precinct 1														
	Precinct 2														
	Precinct 3														
	Precinct 4														
	Precinct 5														
	Precinct 6														
	Precinct 7														
	Total														
RAVENNA TOWNSHIP	Precinct 1														
	Total														
SULLIVAN TOWNSHIP	Precinct 1														
	Total														
WHITE RIVER TOWNSHIP	Precinct 1														
	Total														
WHITEHALL TOWNSHIP	Precinct 1														
	Total														
Townships Totals															

STATEMENT OF VOTES, August Primary Election, Tuesday, August 3, 2010

Names of Townships and Election Districts

MUSKEGON 61

Section 2

		PollBook	DELEGATE TO COUNTY CONVENTION ROOSEVELT PARK CITY 2 (Vote For 4)												
			Rep John Dantuma	Rep Amber Weerstra											Totals
MONTAGUE CITY	Precinct 1														
	Total														
MUSKEGON CITY	Precinct 1														
	Precinct 10														
	Precinct 11														
	Precinct 12														
	Precinct 13														
	Precinct 14														
	Precinct 2														
	Precinct 3														
	Precinct 4														
	Precinct 5														
	Precinct 6														
	Precinct 7														
	Precinct 8														
	Precinct 9														
	Total														
MUSKEGON HEIGHTS CITY	Precinct 2														
	Precinct 3														
	Precinct 4														
	Precinct 5														
	Precinct 6														
	Precinct 7														
	Total														
NORTH MUSKEGON CITY	Precinct 1														
	Precinct 2														
	Total														
NORTON SHORES CITY	Precinct 1														
	Precinct 10														
	Precinct 11														
	Precinct 2														
	Precinct 3														
	Precinct 4														
	Precinct 5														
	Precinct 6														
	Precinct 7														
	Precinct 8														
	Precinct 9														
	Total														
ROOSEVELT PARK CITY	Precinct 1														
	Precinct 2		124	140											264
	Total		124	140											264
WHITEHALL CITY	Precinct 1														
	Total														
Cities Totals			124	140											264
Townships Totals															
Grand Totals			124	140											264

STATEMENT OF VOTES, August Primary Election, Tuesday, August 3, 2010

Names of Townships and Election Districts

MUSKEGON 61

Section 1

		Poll Book	DELEGATE TO COUNTY CONVENTION ROOSEVELT PARK CITY 2 (Vote For 5)										
			Dem Flo Shriver										Totals
BLUE LAKE TOWNSHIP	Precinct 1												
	Total												
CASNOVIA TOWNSHIP	Precinct 1												
	Total												
CEDAR CREEK TOWNSHIP	Precinct 1												
	Total												
DALTON TOWNSHIP	Precinct 1												
	Precinct 2												
	Precinct 3												
	Precinct 4												
	Total												
EGELSTON TOWNSHIP	Precinct 1												
	Precinct 2												
	Precinct 3												
	Total												
FRUITLAND TOWNSHIP	Precinct 1												
	Precinct 2												
	Precinct 3												
	Total												
FRUITPORT TOWNSHIP	Precinct 1												
	Precinct 2												
	Precinct 3												
	Precinct 4												
	Total												
HOLTON TOWNSHIP	Precinct 1												
	Total												
LAKETON TOWNSHIP	Precinct 1												
	Precinct 2												
	Precinct 3												
	Precinct 4												
	Total												
MONTAGUE TOWNSHIP	Precinct 1												
	Total												
MOORLAND TOWNSHIP	Precinct 1												
	Total												
MUSKEGON TOWNSHIP	Precinct 1												
	Precinct 2												
	Precinct 3												
	Precinct 4												
	Precinct 5												
	Precinct 6												
	Precinct 7												
	Total												
RAVENNA TOWNSHIP	Precinct 1												
	Total												
SULLIVAN TOWNSHIP	Precinct 1												
	Total												
WHITE RIVER TOWNSHIP	Precinct 1												
	Total												
WHITEHALL TOWNSHIP	Precinct 1												
	Total												
Townships Totals													

STATEMENT OF VOTES, August Primary Election, Tuesday, August 3, 2010

Names of Townships and Election Districts

MUSKEGON 61

Section 2

		PollBook	DELEGATE TO COUNTY CONVENTION ROOSEVELT PARK CITY 2 (Vote For 5)											
			Dem Flo Shriver											Totals
MONTAGUE CITY	Precinct 1													
Total														
MUSKEGON CITY	Precinct 1													
	Precinct 10													
	Precinct 11													
	Precinct 12													
	Precinct 13													
	Precinct 14													
	Precinct 2													
	Precinct 3													
	Precinct 4													
	Precinct 5													
	Precinct 6													
	Precinct 7													
	Precinct 8													
	Precinct 9													
Total														
MUSKEGON HEIGHTS CITY	Precinct 2													
	Precinct 3													
	Precinct 4													
	Precinct 5													
	Precinct 6													
	Precinct 7													
Total														
NORTH MUSKEGON CITY	Precinct 1													
	Precinct 2													
Total														
NORTON SHORES CITY	Precinct 1													
	Precinct 10													
	Precinct 11													
	Precinct 2													
	Precinct 3													
	Precinct 4													
	Precinct 5													
	Precinct 6													
	Precinct 7													
	Precinct 8													
	Precinct 9													
Total														
ROOSEVELT PARK CITY	Precinct 1													
	Precinct 2		92											92
Total			92											92
WHITEHALL CITY	Precinct 1													
Total														
Cities Totals			92											92
Townships Totals														
Grand Totals			92											92

STATEMENT OF VOTES, August Primary Election, Tuesday, August 3, 2010

Names of Townships and Election Districts

MUSKEGON 61

Section 1

		PollBook	DELEGATE TO COUNTY CONVENTION SULLIVAN TWP (Vote For 6)												
			Rep Bruce Privacky	Rep Shirley Privacky											Totals
BLUE LAKE TOWNSHIP	Precinct 1														
	Total														
CASNOVIA TOWNSHIP	Precinct 1														
	Total														
CEDAR CREEK TOWNSHIP	Precinct 1														
	Total														
DALTON TOWNSHIP	Precinct 1														
	Precinct 2														
	Precinct 3														
	Precinct 4														
	Total														
EGELSTON TOWNSHIP	Precinct 1														
	Precinct 2														
	Precinct 3														
	Total														
FRUITLAND TOWNSHIP	Precinct 1														
	Precinct 2														
	Precinct 3														
	Total														
FRUITPORT TOWNSHIP	Precinct 1														
	Precinct 2														
	Precinct 3														
	Precinct 4														
	Total														
HOLTON TOWNSHIP	Precinct 1														
	Total														
LAKETON TOWNSHIP	Precinct 1														
	Precinct 2														
	Precinct 3														
	Precinct 4														
	Total														
MONTAGUE TOWNSHIP	Precinct 1														
	Total														
MOORLAND TOWNSHIP	Precinct 1														
	Total														
MUSKEGON TOWNSHIP	Precinct 1														
	Precinct 2														
	Precinct 3														
	Precinct 4														
	Precinct 5														
	Precinct 6														
	Precinct 7														
	Total														
RAVENNA TOWNSHIP	Precinct 1														
	Total														
SULLIVAN TOWNSHIP	Precinct 1		186	170											356
	Total		186	170											356
WHITE RIVER TOWNSHIP	Precinct 1														
	Total														
WHITEHALL TOWNSHIP	Precinct 1														
	Total														
Townships Totals			186	170											356

STATEMENT OF VOTES, August Primary Election, Tuesday, August 3, 2010

Names of Townships and Election Districts

MUSKEGON 61

Section 2

		PollBook	DELEGATE TO COUNTY CONVENTION SULLIVAN TWP (Vote For 6)												
			Rep Bruce Privacky	Rep Shirley Privacky											Totals
MONTAGUE CITY	Precinct 1														
	Total														
MUSKEGON CITY	Precinct 1														
	Precinct 10														
	Precinct 11														
	Precinct 12														
	Precinct 13														
	Precinct 14														
	Precinct 2														
	Precinct 3														
	Precinct 4														
	Precinct 5														
	Precinct 6														
	Precinct 7														
	Precinct 8														
	Precinct 9														
	Total														
MUSKEGON HEIGHTS CITY	Precinct 2														
	Precinct 3														
	Precinct 4														
	Precinct 5														
	Precinct 6														
	Precinct 7														
	Total														
NORTH MUSKEGON CITY	Precinct 1														
	Precinct 2														
	Total														
NORTON SHORES CITY	Precinct 1														
	Precinct 10														
	Precinct 11														
	Precinct 2														
	Precinct 3														
	Precinct 4														
	Precinct 5														
	Precinct 6														
	Precinct 7														
	Precinct 8														
	Precinct 9														
	Total														
ROOSEVELT PARK CITY	Precinct 1														
	Precinct 2														
	Total														
WHITEHALL CITY	Precinct 1														
	Total														
Cities Totals															
Townships Totals			186	170											356
Grand Totals			186	170											356

STATEMENT OF VOTES, August Primary Election, Tuesday, August 3, 2010

Names of Townships and Election Districts

MUSKEGON 61

Section 1

		PollBook	DELEGATE TO COUNTY CONVENTION SULLIVAN TWP (Vote For 8)													
			Dem Brent Gillette	Dem Tammy J. Gillette												Totals
BLUE LAKE TOWNSHIP	Precinct 1															
	Total															
CASNOVIA TOWNSHIP	Precinct 1															
	Total															
CEDAR CREEK TOWNSHIP	Precinct 1															
	Total															
DALTON TOWNSHIP	Precinct 1															
	Precinct 2															
	Precinct 3															
	Precinct 4															
	Total															
EGELSTON TOWNSHIP	Precinct 1															
	Precinct 2															
	Precinct 3															
	Total															
FRUITLAND TOWNSHIP	Precinct 1															
	Precinct 2															
	Precinct 3															
	Total															
FRUITPORT TOWNSHIP	Precinct 1															
	Precinct 2															
	Precinct 3															
	Precinct 4															
	Total															
HOLTON TOWNSHIP	Precinct 1															
	Total															
LAKETON TOWNSHIP	Precinct 1															
	Precinct 2															
	Precinct 3															
	Precinct 4															
	Total															
MONTAGUE TOWNSHIP	Precinct 1															
	Total															
MOORLAND TOWNSHIP	Precinct 1															
	Total															
MUSKEGON TOWNSHIP	Precinct 1															
	Precinct 2															
	Precinct 3															
	Precinct 4															
	Precinct 5															
	Precinct 6															
	Precinct 7															
	Total															
RAVENNA TOWNSHIP	Precinct 1															
	Total															
SULLIVAN TOWNSHIP	Precinct 1		110	106												216
	Total		110	106												216
WHITE RIVER TOWNSHIP	Precinct 1															
	Total															
WHITEHALL TOWNSHIP	Precinct 1															
	Total															
Townships Totals			110	106												216

******* Official Results *******

STATEMENT OF VOTES, August Primary Election, Tuesday, August 3, 2010

Names of Townships and Election Districts

MUSKEGON 61

Section 2

		PollBook	DELEGATE TO COUNTY CONVENTION SULLIVAN TWP (Vote For 8)												
			Dem Brent Gillette	Dem Tammy J. Gillette											Totals
MONTAGUE CITY	Precinct 1														
	Total														
MUSKEGON CITY	Precinct 1														
	Precinct 10														
	Precinct 11														
	Precinct 12														
	Precinct 13														
	Precinct 14														
	Precinct 2														
	Precinct 3														
	Precinct 4														
	Precinct 5														
	Precinct 6														
	Precinct 7														
	Precinct 8														
	Precinct 9														
	Total														
MUSKEGON HEIGHTS CITY	Precinct 2														
	Precinct 3														
	Precinct 4														
	Precinct 5														
	Precinct 6														
	Precinct 7														
	Total														
NORTH MUSKEGON CITY	Precinct 1														
	Precinct 2														
	Total														
NORTON SHORES CITY	Precinct 1														
	Precinct 10														
	Precinct 11														
	Precinct 2														
	Precinct 3														
	Precinct 4														
	Precinct 5														
	Precinct 6														
	Precinct 7														
	Precinct 8														
	Precinct 9														
	Total														
ROOSEVELT PARK CITY	Precinct 1														
	Precinct 2														
	Total														
WHITEHALL CITY	Precinct 1														
	Total														
Cities Totals															
Townships Totals			110	106											216
Grand Totals			110	106											216

STATEMENT OF VOTES, August Primary Election, Tuesday, August 3, 2010

Names of Townships and Election Districts

MUSKEGON 61

Section 1

		PollBook	DELEGATE TO COUNTY CONVENTION WHITEHALL CITY (Vote For 6)										
			Rep Andrew Fink										Totals
BLUE LAKE TOWNSHIP	Precinct 1												
	Total												
CASNOVIA TOWNSHIP	Precinct 1												
	Total												
CEDAR CREEK TOWNSHIP	Precinct 1												
	Total												
DALTON TOWNSHIP	Precinct 1												
	Precinct 2												
	Precinct 3												
	Precinct 4												
	Total												
EGELSTON TOWNSHIP	Precinct 1												
	Precinct 2												
	Precinct 3												
	Total												
FRUITLAND TOWNSHIP	Precinct 1												
	Precinct 2												
	Precinct 3												
	Total												
FRUITPORT TOWNSHIP	Precinct 1												
	Precinct 2												
	Precinct 3												
	Precinct 4												
	Total												
HOLTON TOWNSHIP	Precinct 1												
	Total												
LAKETON TOWNSHIP	Precinct 1												
	Precinct 2												
	Precinct 3												
	Precinct 4												
	Total												
MONTAGUE TOWNSHIP	Precinct 1												
	Total												
MOORLAND TOWNSHIP	Precinct 1												
	Total												
MUSKEGON TOWNSHIP	Precinct 1												
	Precinct 2												
	Precinct 3												
	Precinct 4												
	Precinct 5												
	Precinct 6												
	Precinct 7												
	Total												
RAVENNA TOWNSHIP	Precinct 1												
	Total												
SULLIVAN TOWNSHIP	Precinct 1												
	Total												
WHITE RIVER TOWNSHIP	Precinct 1												
	Total												
WHITEHALL TOWNSHIP	Precinct 1												
	Total												
Townships Totals													

STATEMENT OF VOTES, August Primary Election, Tuesday, August 3, 2010

Names of Townships and Election Districts

MUSKEGON 61

Section 2

		PollBook	DELEGATE TO COUNTY CONVENTION WHITEHALL CITY (Vote For 6)												
			Rep Andrew Fink												Totals
MONTAGUE CITY	Precinct 1														
	Total														
MUSKEGON CITY	Precinct 1														
	Precinct 10														
	Precinct 11														
	Precinct 12														
	Precinct 13														
	Precinct 14														
	Precinct 2														
	Precinct 3														
	Precinct 4														
	Precinct 5														
	Precinct 6														
	Precinct 7														
	Precinct 8														
	Precinct 9														
	Total														
MUSKEGON HEIGHTS CITY	Precinct 2														
	Precinct 3														
	Precinct 4														
	Precinct 5														
	Precinct 6														
	Precinct 7														
	Total														
NORTH MUSKEGON CITY	Precinct 1														
	Precinct 2														
	Total														
NORTON SHORES CITY	Precinct 1														
	Precinct 10														
	Precinct 11														
	Precinct 2														
	Precinct 3														
	Precinct 4														
	Precinct 5														
	Precinct 6														
	Precinct 7														
	Precinct 8														
	Precinct 9														
	Total														
ROOSEVELT PARK CITY	Precinct 1														
	Precinct 2														
	Total														
WHITEHALL CITY	Precinct 1		220												220
	Total		220												220
Cities Totals			220												220
Townships Totals															
Grand Totals			220												220

STATEMENT OF VOTES, August Primary Election, Tuesday, August 3, 2010

MUSKEGON 61

Section 1

Names of Townships and Election Districts		PollBook	DELEGATE TO COUNTY CONVENTION WHITEHALL CITY (Vote For 7)											
			Dem Gary R. Conrad	Dem Luann Voss	Dem Edward L. Whalen	Dem Linda B. Whalen								Totals
BLUE LAKE TOWNSHIP	Precinct 1													
	Total													
CASNOVIA TOWNSHIP	Precinct 1													
	Total													
CEDAR CREEK TOWNSHIP	Precinct 1													
	Total													
DALTON TOWNSHIP	Precinct 1													
	Precinct 2													
	Precinct 3													
	Precinct 4													
	Total													
EGELSTON TOWNSHIP	Precinct 1													
	Precinct 2													
	Precinct 3													
	Total													
FRUITLAND TOWNSHIP	Precinct 1													
	Precinct 2													
	Precinct 3													
	Total													
FRUITPORT TOWNSHIP	Precinct 1													
	Precinct 2													
	Precinct 3													
	Precinct 4													
	Total													
HOLTON TOWNSHIP	Precinct 1													
	Total													
LAKETON TOWNSHIP	Precinct 1													
	Precinct 2													
	Precinct 3													
	Precinct 4													
	Total													
MONTAGUE TOWNSHIP	Precinct 1													
	Total													
MOORLAND TOWNSHIP	Precinct 1													
	Total													
MUSKEGON TOWNSHIP	Precinct 1													
	Precinct 2													
	Precinct 3													
	Precinct 4													
	Precinct 5													
	Precinct 6													
	Precinct 7													
	Total													
RAVENNA TOWNSHIP	Precinct 1													
	Total													
SULLIVAN TOWNSHIP	Precinct 1													
	Total													
WHITE RIVER TOWNSHIP	Precinct 1													
	Total													
WHITEHALL TOWNSHIP	Precinct 1													
	Total													
Townships Totals														

STATEMENT OF VOTES, August Primary Election, Tuesday, August 3, 2010

Names of Townships and Election Districts

MUSKEGON 61

Section 2

		PollBook	DELEGATE TO COUNTY CONVENTION WHITEHALL CITY (Vote For 7)												
			Dem Gary R. Conrad	Dem Luann Voss	Dem Edward L. Whalen	Dem Linda B. Whalen									Totals
MONTAGUE CITY	Precinct 1														
	Total														
MUSKEGON CITY	Precinct 1														
	Precinct 10														
	Precinct 11														
	Precinct 12														
	Precinct 13														
	Precinct 14														
	Precinct 2														
	Precinct 3														
	Precinct 4														
	Precinct 5														
	Precinct 6														
	Precinct 7														
	Precinct 8														
	Precinct 9														
	Total														
MUSKEGON HEIGHTS CITY	Precinct 2														
	Precinct 3														
	Precinct 4														
	Precinct 5														
	Precinct 6														
	Precinct 7														
	Total														
NORTH MUSKEGON CITY	Precinct 1														
	Precinct 2														
	Total														
NORTON SHORES CITY	Precinct 1														
	Precinct 10														
	Precinct 11														
	Precinct 2														
	Precinct 3														
	Precinct 4														
	Precinct 5														
	Precinct 6														
	Precinct 7														
	Precinct 8														
	Precinct 9														
	Total														
ROOSEVELT PARK CITY	Precinct 1														
	Precinct 2														
	Total														
WHITEHALL CITY	Precinct 1		72	69	69	70									280
	Total		72	69	69	70									280
Cities Totals			72	69	69	70									280
Townships Totals															
Grand Totals			72	69	69	70									280

STATEMENT OF VOTES, August Primary Election, Tuesday, August 3, 2010

Names of Townships and Election Districts

MUSKEGON 61

Section 1

		PollBook	DELEGATE TO COUNTY CONVENTION WHITEHALL TWP (Vote For 4)											
			Rep Fred S. Bertsch, III											Totals
BLUE LAKE TOWNSHIP	Precinct 1													
	Total													
CASNOVIA TOWNSHIP	Precinct 1													
	Total													
CEDAR CREEK TOWNSHIP	Precinct 1													
	Total													
DALTON TOWNSHIP	Precinct 1													
	Precinct 2													
	Precinct 3													
	Precinct 4													
	Total													
EGELSTON TOWNSHIP	Precinct 1													
	Precinct 2													
	Precinct 3													
	Total													
FRUITLAND TOWNSHIP	Precinct 1													
	Precinct 2													
	Precinct 3													
	Total													
FRUITPORT TOWNSHIP	Precinct 1													
	Precinct 2													
	Precinct 3													
	Precinct 4													
	Total													
HOLTON TOWNSHIP	Precinct 1													
	Total													
LAKETON TOWNSHIP	Precinct 1													
	Precinct 2													
	Precinct 3													
	Precinct 4													
	Total													
MONTAGUE TOWNSHIP	Precinct 1													
	Total													
MOORLAND TOWNSHIP	Precinct 1													
	Total													
MUSKEGON TOWNSHIP	Precinct 1													
	Precinct 2													
	Precinct 3													
	Precinct 4													
	Precinct 5													
	Precinct 6													
	Precinct 7													
	Total													
RAVENNA TOWNSHIP	Precinct 1													
	Total													
SULLIVAN TOWNSHIP	Precinct 1													
	Total													
WHITE RIVER TOWNSHIP	Precinct 1													
	Total													
WHITEHALL TOWNSHIP	Precinct 1		157											157
	Total		157											157
Townships Totals			157											157

STATEMENT OF VOTES, August Primary Election, Tuesday, August 3, 2010

Names of Townships and Election Districts

MUSKEGON 61

Section 2

		Poll Book	DELEGATE TO COUNTY CONVENTION WHITEHALL TWP (Vote For 4)	
			Rep Fred S. Bertsch, III	Totals
MONTAGUE CITY	Precinct 1			
	Total			
MUSKEGON CITY	Precinct 1			
	Precinct 10			
	Precinct 11			
	Precinct 12			
	Precinct 13			
	Precinct 14			
	Precinct 2			
	Precinct 3			
	Precinct 4			
	Precinct 5			
	Precinct 6			
	Precinct 7			
	Precinct 8			
	Precinct 9			
	Total			
MUSKEGON HEIGHTS CITY	Precinct 2			
	Precinct 3			
	Precinct 4			
	Precinct 5			
	Precinct 6			
	Precinct 7			
	Total			
NORTH MUSKEGON CITY	Precinct 1			
	Precinct 2			
	Total			
NORTON SHORES CITY	Precinct 1			
	Precinct 10			
	Precinct 11			
	Precinct 2			
	Precinct 3			
	Precinct 4			
	Precinct 5			
	Precinct 6			
	Precinct 7			
	Precinct 8			
	Precinct 9			
	Total			
ROOSEVELT PARK CITY	Precinct 1			
	Precinct 2			
	Total			
WHITEHALL CITY	Precinct 1			
	Total			
Cities Totals				
Townships Totals			157	157
Grand Totals			157	157

STATEMENT OF VOTES, August Primary Election, Tuesday, August 3, 2010

Names of Townships and Election Districts

MUSKEGON 61

Section 1

		PollBook	DELEGATE TO COUNTY CONVENTION WHITE RIVER TWP (Vote For 5)												
			Rep Bill Durso	Rep Holly Hughes	Rep Richard Hughes	Rep Taylor Hughes									Totals
BLUE LAKE TOWNSHIP	Precinct 1														
	Total														
CASNOVIA TOWNSHIP	Precinct 1														
	Total														
CEDAR CREEK TOWNSHIP	Precinct 1														
	Total														
DALTON TOWNSHIP	Precinct 1														
	Precinct 2														
	Precinct 3														
	Precinct 4														
	Total														
EGELSTON TOWNSHIP	Precinct 1														
	Precinct 2														
	Precinct 3														
	Total														
FRUITLAND TOWNSHIP	Precinct 1														
	Precinct 2														
	Precinct 3														
	Total														
FRUITPORT TOWNSHIP	Precinct 1														
	Precinct 2														
	Precinct 3														
	Precinct 4														
	Total														
HOLTON TOWNSHIP	Precinct 1														
	Total														
LAKETON TOWNSHIP	Precinct 1														
	Precinct 2														
	Precinct 3														
	Precinct 4														
	Total														
MONTAGUE TOWNSHIP	Precinct 1														
	Total														
MOORLAND TOWNSHIP	Precinct 1														
	Total														
MUSKEGON TOWNSHIP	Precinct 1														
	Precinct 2														
	Precinct 3														
	Precinct 4														
	Precinct 5														
	Precinct 6														
	Precinct 7														
	Total														
RAVENNA TOWNSHIP	Precinct 1														
	Total														
SULLIVAN TOWNSHIP	Precinct 1														
	Total														
WHITE RIVER TOWNSHIP	Precinct 1		116	192	134	128									570
	Total		116	192	134	128									570
WHITEHALL TOWNSHIP	Precinct 1														
	Total														
Townships Totals			116	192	134	128									570

STATEMENT OF VOTES, August Primary Election, Tuesday, August 3, 2010

Names of Townships and Election Districts		PollBook	DELEGATE TO COUNTY CONVENTION WHITE RIVER TWP (Vote For 5)												
MUSKEGON 61			Rep Bill Durso	Rep Holly Hughes	Rep Richard Hughes	Rep Taylor Hughes									Totals
Section 2															
MONTAGUE CITY	Precinct 1														
	Total														
MUSKEGON CITY	Precinct 1														
	Precinct 10														
	Precinct 11														
	Precinct 12														
	Precinct 13														
	Precinct 14														
	Precinct 2														
	Precinct 3														
	Precinct 4														
	Precinct 5														
	Precinct 6														
	Precinct 7														
	Precinct 8														
	Precinct 9														
	Total														
MUSKEGON HEIGHTS CITY	Precinct 2														
	Precinct 3														
	Precinct 4														
	Precinct 5														
	Precinct 6														
	Precinct 7														
	Total														
NORTH MUSKEGON CITY	Precinct 1														
	Precinct 2														
	Total														
NORTON SHORES CITY	Precinct 1														
	Precinct 10														
	Precinct 11														
	Precinct 2														
	Precinct 3														
	Precinct 4														
	Precinct 5														
	Precinct 6														
	Precinct 7														
	Precinct 8														
	Precinct 9														
	Total														
ROOSEVELT PARK CITY	Precinct 1														
	Precinct 2														
	Total														
WHITEHALL CITY	Precinct 1														
	Total														
Cities Totals															
Townships Totals			116	192	134	128									570
Grand Totals			116	192	134	128									570

STATEMENT OF VOTES, August Primary Election, Tuesday, August 3, 2010

Names of Townships and Election Districts

MUSKEGON 61

Section 1

		PollBook	TREASURER FRUITLAND TOWNSHIP Dem Melissa Wilks	Totals
BLUE LAKE TOWNSHIP	Precinct 1			
	Total			
CASNOVIA TOWNSHIP	Precinct 1			
	Total			
CEDAR CREEK TOWNSHIP	Precinct 1			
	Total			
DALTON TOWNSHIP	Precinct 1			
	Precinct 2			
	Precinct 3			
	Precinct 4			
	Total			
EGELSTON TOWNSHIP	Precinct 1			
	Precinct 2			
	Precinct 3			
	Total			
FRUITLAND TOWNSHIP	Precinct 1		106	106
	Precinct 2		112	112
	Precinct 3		81	81
	Total		299	299
FRUITPORT TOWNSHIP	Precinct 1			
	Precinct 2			
	Precinct 3			
	Precinct 4			
	Total			
HOLTON TOWNSHIP	Precinct 1			
	Total			
LAKETON TOWNSHIP	Precinct 1			
	Precinct 2			
	Precinct 3			
	Precinct 4			
	Total			
MONTAGUE TOWNSHIP	Precinct 1			
	Total			
MOORLAND TOWNSHIP	Precinct 1			
	Total			
MUSKEGON TOWNSHIP	Precinct 1			
	Precinct 2			
	Precinct 3			
	Precinct 4			
	Precinct 5			
	Precinct 6			
	Precinct 7			
	Total			
RAVENNA TOWNSHIP	Precinct 1			
	Total			
SULLIVAN TOWNSHIP	Precinct 1			
	Total			
WHITE RIVER TOWNSHIP	Precinct 1			
	Total			
WHITEHALL TOWNSHIP	Precinct 1			
	Total			
Townships Totals			299	299

STATEMENT OF VOTES, August Primary Election, Tuesday, August 3, 2010

Names of Townships and Election Districts

MUSKEGON 61

Section 2

		PollBook	TREASURER FRUITLAND TOWNSHIP										
			Dem Melissa Wilks										Totals
MONTAGUE CITY	Precinct 1												
	Total												
MUSKEGON CITY	Precinct 1												
	Precinct 10												
	Precinct 11												
	Precinct 12												
	Precinct 13												
	Precinct 14												
	Precinct 2												
	Precinct 3												
	Precinct 4												
	Precinct 5												
	Precinct 6												
	Precinct 7												
	Precinct 8												
	Precinct 9												
	Total												
MUSKEGON HEIGHTS CITY	Precinct 2												
	Precinct 3												
	Precinct 4												
	Precinct 5												
	Precinct 6												
	Precinct 7												
	Total												
NORTH MUSKEGON CITY	Precinct 1												
	Precinct 2												
	Total												
NORTON SHORES CITY	Precinct 1												
	Precinct 10												
	Precinct 11												
	Precinct 2												
	Precinct 3												
	Precinct 4												
	Precinct 5												
	Precinct 6												
	Precinct 7												
	Precinct 8												
	Precinct 9												
	Total												
ROOSEVELT PARK CITY	Precinct 1												
	Precinct 2												
	Total												
WHITEHALL CITY	Precinct 1												
	Total												
Cities Totals													
Townships Totals			299										299
Grand Totals			299										299

STATEMENT OF VOTES, August Primary Election, Tuesday, August 3, 2010

Names of Townships and Election Districts

MUSKEGON 61

Section 1

		PollBook	PARKS COMMISSIONER FRUITPORT TOWNSHIP											
			Rep Jack Curtis											Totals
BLUE LAKE TOWNSHIP	Precinct 1													
	Total													
CASNOVIA TOWNSHIP	Precinct 1													
	Total													
CEDAR CREEK TOWNSHIP	Precinct 1													
	Total													
DALTON TOWNSHIP	Precinct 1													
	Precinct 2													
	Precinct 3													
	Precinct 4													
	Total													
EGELSTON TOWNSHIP	Precinct 1													
	Precinct 2													
	Precinct 3													
	Total													
FRUITLAND TOWNSHIP	Precinct 1													
	Precinct 2													
	Precinct 3													
	Total													
FRUITPORT TOWNSHIP	Precinct 1		403											403
	Precinct 2		229											229
	Precinct 3		404											404
	Precinct 4		431											431
	Total		1467											1467
HOLTON TOWNSHIP	Precinct 1													
	Total													
LAKETON TOWNSHIP	Precinct 1													
	Precinct 2													
	Precinct 3													
	Precinct 4													
	Total													
MONTAGUE TOWNSHIP	Precinct 1													
	Total													
MOORLAND TOWNSHIP	Precinct 1													
	Total													
MUSKEGON TOWNSHIP	Precinct 1													
	Precinct 2													
	Precinct 3													
	Precinct 4													
	Precinct 5													
	Precinct 6													
	Precinct 7													
	Total													
RAVENNA TOWNSHIP	Precinct 1													
	Total													
SULLIVAN TOWNSHIP	Precinct 1													
	Total													
WHITE RIVER TOWNSHIP	Precinct 1													
	Total													
WHITEHALL TOWNSHIP	Precinct 1													
	Total													
Townships Totals			1467											1467

STATEMENT OF VOTES, August Primary Election, Tuesday, August 3, 2010

Names of Townships and Election Districts

MUSKEGON 61

Section 2

		PollBook	PARKS COMMISSIONER FRUITPORT TOWNSHIP										
			Rep Jack Curtis										Totals
MONTAGUE CITY	Precinct 1												
	Total												
MUSKEGON CITY	Precinct 1												
	Precinct 10												
	Precinct 11												
	Precinct 12												
	Precinct 13												
	Precinct 14												
	Precinct 2												
	Precinct 3												
	Precinct 4												
	Precinct 5												
	Precinct 6												
	Precinct 7												
	Precinct 8												
	Precinct 9												
	Total												
MUSKEGON HEIGHTS CITY	Precinct 2												
	Precinct 3												
	Precinct 4												
	Precinct 5												
	Precinct 6												
	Precinct 7												
	Total												
NORTH MUSKEGON CITY	Precinct 1												
	Precinct 2												
	Total												
NORTON SHORES CITY	Precinct 1												
	Precinct 10												
	Precinct 11												
	Precinct 2												
	Precinct 3												
	Precinct 4												
	Precinct 5												
	Precinct 6												
	Precinct 7												
	Precinct 8												
	Precinct 9												
	Total												
ROOSEVELT PARK CITY	Precinct 1												
	Precinct 2												
	Total												
WHITEHALL CITY	Precinct 1												
	Total												
Cities Totals													
Townships Totals			1467										1467
Grand Totals			1467										1467

STATEMENT OF VOTES, August Primary Election, Tuesday, August 3, 2010

Names of Townships and Election Districts

MUSKEGON 61

Section 1

		PollBook	TREASURER LAKETON TOWNSHIP											
			Rep Lori Archer											Totals
BLUE LAKE TOWNSHIP	Precinct 1													
	Total													
CASNOVIA TOWNSHIP	Precinct 1													
	Total													
CEDAR CREEK TOWNSHIP	Precinct 1													
	Total													
DALTON TOWNSHIP	Precinct 1													
	Precinct 2													
	Precinct 3													
	Precinct 4													
	Total													
EGELSTON TOWNSHIP	Precinct 1													
	Precinct 2													
	Precinct 3													
	Total													
FRUITLAND TOWNSHIP	Precinct 1													
	Precinct 2													
	Precinct 3													
	Total													
FRUITPORT TOWNSHIP	Precinct 1													
	Precinct 2													
	Precinct 3													
	Precinct 4													
	Total													
HOLTON TOWNSHIP	Precinct 1													
	Total													
LAKETON TOWNSHIP	Precinct 1		253											253
	Precinct 2		185											185
	Precinct 3		220											220
	Precinct 4		131											131
	Total		789											789
MONTAGUE TOWNSHIP	Precinct 1													
	Total													
MOORLAND TOWNSHIP	Precinct 1													
	Total													
MUSKEGON TOWNSHIP	Precinct 1													
	Precinct 2													
	Precinct 3													
	Precinct 4													
	Precinct 5													
	Precinct 6													
	Precinct 7													
	Total													
RAVENNA TOWNSHIP	Precinct 1													
	Total													
SULLIVAN TOWNSHIP	Precinct 1													
	Total													
WHITE RIVER TOWNSHIP	Precinct 1													
	Total													
WHITEHALL TOWNSHIP	Precinct 1													
	Total													
Townships Totals			789											789

Names of Townships and Election Districts **MUSKEGON 61** Section 2		Poll Book	TREASURER LAKETON TOWNSHIP Rep Lori Archer	Totals
MONTAGUE CITY	Precinct 1			
	Total			
MUSKEGON CITY	Precinct 1			
	Precinct 10			
	Precinct 11			
	Precinct 12			
	Precinct 13			
	Precinct 14			
	Precinct 2			
	Precinct 3			
	Precinct 4			
	Precinct 5			
	Precinct 6			
	Precinct 7			
	Precinct 8			
	Precinct 9			
	Total			
MUSKEGON HEIGHTS CITY	Precinct 2			
	Precinct 3			
	Precinct 4			
	Precinct 5			
	Precinct 6			
	Precinct 7			
	Total			
NORTH MUSKEGON CITY	Precinct 1			
	Precinct 2			
	Total			
NORTON SHORES CITY	Precinct 1			
	Precinct 10			
	Precinct 11			
	Precinct 2			
	Precinct 3			
	Precinct 4			
	Precinct 5			
	Precinct 6			
	Precinct 7			
	Precinct 8			
	Precinct 9			
	Total			
ROOSEVELT PARK CITY	Precinct 1			
	Precinct 2			
	Total			
WHITEHALL CITY	Precinct 1			
	Total			
Cities Totals				
Townships Totals			789	789
Grand Totals			789	789

STATEMENT OF VOTES, August Primary Election, Tuesday, August 3, 2010

Names of Townships and Election Districts

MUSKEGON 61

Section 1

		Poll Book	CASNOVIA TOWNSHIP FIRE YES	CASNOVIA TOWNSHIP FIRE NO	Totals
BLUE LAKE TOWNSHIP	Precinct 1				
	Total				
CASNOVIA TOWNSHIP	Precinct 1		224	111	335
	Total		224	111	335
CEDAR CREEK TOWNSHIP	Precinct 1				
	Total				
DALTON TOWNSHIP	Precinct 1				
	Precinct 2				
	Precinct 3				
	Precinct 4				
	Total				
EGELSTON TOWNSHIP	Precinct 1				
	Precinct 2				
	Precinct 3				
	Total				
FRUITLAND TOWNSHIP	Precinct 1				
	Precinct 2				
	Precinct 3				
	Total				
FRUITPORT TOWNSHIP	Precinct 1				
	Precinct 2				
	Precinct 3				
	Precinct 4				
	Total				
HOLTON TOWNSHIP	Precinct 1				
	Total				
LAKETON TOWNSHIP	Precinct 1				
	Precinct 2				
	Precinct 3				
	Precinct 4				
	Total				
MONTAGUE TOWNSHIP	Precinct 1				
	Total				
MOORLAND TOWNSHIP	Precinct 1				
	Total				
MUSKEGON TOWNSHIP	Precinct 1				
	Precinct 2				
	Precinct 3				
	Precinct 4				
	Precinct 5				
	Precinct 6				
	Precinct 7				
	Total				
RAVENNA TOWNSHIP	Precinct 1				
	Total				
SULLIVAN TOWNSHIP	Precinct 1				
	Total				
WHITE RIVER TOWNSHIP	Precinct 1				
	Total				
WHITEHALL TOWNSHIP	Precinct 1				
	Total				
Townships Totals			224	111	335

STATEMENT OF VOTES, August Primary Election, Tuesday, August 3, 2010

Names of Townships and Election Districts

MUSKEGON 61

Section 2

		Poll Book	CASNOVIA TOWNSHIP FIRE												
			YES	NO											Totals
MONTAGUE CITY	Precinct 1														
	Total														
MUSKEGON CITY	Precinct 1														
	Precinct 10														
	Precinct 11														
	Precinct 12														
	Precinct 13														
	Precinct 14														
	Precinct 2														
	Precinct 3														
	Precinct 4														
	Precinct 5														
	Precinct 6														
	Precinct 7														
	Precinct 8														
	Precinct 9														
	Total														
MUSKEGON HEIGHTS CITY	Precinct 2														
	Precinct 3														
	Precinct 4														
	Precinct 5														
	Precinct 6														
	Precinct 7														
	Total														
NORTH MUSKEGON CITY	Precinct 1														
	Precinct 2														
	Total														
NORTON SHORES CITY	Precinct 1														
	Precinct 10														
	Precinct 11														
	Precinct 2														
	Precinct 3														
	Precinct 4														
	Precinct 5														
	Precinct 6														
	Precinct 7														
	Precinct 8														
	Precinct 9														
	Total														
ROOSEVELT PARK CITY	Precinct 1														
	Precinct 2														
	Total														
WHITEHALL CITY	Precinct 1														
	Total														
Cities Totals															
Townships Totals			224	111											335
Grand Totals			224	111											335

STATEMENT OF VOTES, August Primary Election, Tuesday, August 3, 2010

Names of Townships and Election Districts

MUSKEGON 61

Section 1

		Pollbook	CEDAR CREEK TOWNSHIP LEVY CEDAR CREEK TWP YES	NO	Totals
BLUE LAKE TOWNSHIP	Precinct 1				
	Total				
CASNOVIA TOWNSHIP	Precinct 1				
	Total				
CEDAR CREEK TOWNSHIP	Precinct 1		199	217	416
	Total		199	217	416
DALTON TOWNSHIP	Precinct 1				
	Precinct 2				
	Precinct 3				
	Precinct 4				
	Total				
EGELSTON TOWNSHIP	Precinct 1				
	Precinct 2				
	Precinct 3				
	Total				
FRUITLAND TOWNSHIP	Precinct 1				
	Precinct 2				
	Precinct 3				
	Total				
FRUITPORT TOWNSHIP	Precinct 1				
	Precinct 2				
	Precinct 3				
	Precinct 4				
	Total				
HOLTON TOWNSHIP	Precinct 1				
	Total				
LAKETON TOWNSHIP	Precinct 1				
	Precinct 2				
	Precinct 3				
	Precinct 4				
	Total				
MONTAGUE TOWNSHIP	Precinct 1				
	Total				
MOORLAND TOWNSHIP	Precinct 1				
	Total				
MUSKEGON TOWNSHIP	Precinct 1				
	Precinct 2				
	Precinct 3				
	Precinct 4				
	Precinct 5				
	Precinct 6				
	Precinct 7				
	Total				
RAVENNA TOWNSHIP	Precinct 1				
	Total				
SULLIVAN TOWNSHIP	Precinct 1				
	Total				
WHITE RIVER TOWNSHIP	Precinct 1				
	Total				
WHITEHALL TOWNSHIP	Precinct 1				
	Total				
Townships Totals			199	217	416

STATEMENT OF VOTES, August Primary Election, Tuesday, August 3, 2010

Names of Townships and Election Districts

MUSKEGON 61

Section 2

		PollBook	CEDAR CREEK TOWNSHIP LEVY CEDAR CREEK TWP YES	NO	Totals
MONTAGUE CITY	Precinct 1				
	Total				
MUSKEGON CITY	Precinct 1				
	Precinct 10				
	Precinct 11				
	Precinct 12				
	Precinct 13				
	Precinct 14				
	Precinct 2				
	Precinct 3				
	Precinct 4				
	Precinct 5				
	Precinct 6				
	Precinct 7				
	Precinct 8				
	Precinct 9				
	Total				
MUSKEGON HEIGHTS CITY	Precinct 2				
	Precinct 3				
	Precinct 4				
	Precinct 5				
	Precinct 6				
	Precinct 7				
	Total				
NORTH MUSKEGON CITY	Precinct 1				
	Precinct 2				
	Total				
NORTON SHORES CITY	Precinct 1				
	Precinct 10				
	Precinct 11				
	Precinct 2				
	Precinct 3				
	Precinct 4				
	Precinct 5				
	Precinct 6				
	Precinct 7				
	Precinct 8				
	Precinct 9				
	Total				
ROOSEVELT PARK CITY	Precinct 1				
	Precinct 2				
	Total				
WHITEHALL CITY	Precinct 1				
	Total				
Cities Totals					
Townships Totals			199	217	416
Grand Totals			199	217	416

STATEMENT OF VOTES, August Primary Election, Tuesday, August 3, 2010

Names of Townships and Election Districts

MUSKEGON 61

Section 1

		Poll Book	FRUITPORT TOWNSHIP PUBLIC SAFETY YES	NO	Totals
BLUE LAKE TOWNSHIP	Precinct 1				
	Total				
CASNOVIA TOWNSHIP	Precinct 1				
	Total				
CEDAR CREEK TOWNSHIP	Precinct 1				
	Total				
DALTON TOWNSHIP	Precinct 1				
	Precinct 2				
	Precinct 3				
	Precinct 4				
	Total				
EGELSTON TOWNSHIP	Precinct 1				
	Precinct 2				
	Precinct 3				
	Total				
FRUITLAND TOWNSHIP	Precinct 1				
	Precinct 2				
	Precinct 3				
	Total				
FRUITPORT TOWNSHIP	Precinct 1		299	421	720
	Precinct 2		299	289	588
	Precinct 3		402	416	818
	Precinct 4		323	450	773
	Total		1323	1576	2899
HOLTON TOWNSHIP	Precinct 1				
	Total				
LAKETON TOWNSHIP	Precinct 1				
	Precinct 2				
	Precinct 3				
	Precinct 4				
	Total				
MONTAGUE TOWNSHIP	Precinct 1				
	Total				
MOORLAND TOWNSHIP	Precinct 1				
	Total				
MUSKEGON TOWNSHIP	Precinct 1				
	Precinct 2				
	Precinct 3				
	Precinct 4				
	Precinct 5				
	Precinct 6				
	Precinct 7				
	Total				
RAVENNA TOWNSHIP	Precinct 1				
	Total				
SULLIVAN TOWNSHIP	Precinct 1				
	Total				
WHITE RIVER TOWNSHIP	Precinct 1				
	Total				
WHITEHALL TOWNSHIP	Precinct 1				
	Total				
Townships Totals			1323	1576	2899

STATEMENT OF VOTES, August Primary Election, Tuesday, August 3, 2010

Names of Townships and Election Districts

MUSKEGON 61

Section 2

		Poll Book	FRUITPORT TOWNSHIP PUBLIC SAFETY											
			YES	NO										Totals
MONTAGUE CITY	Precinct 1													
	Total													
MUSKEGON CITY	Precinct 1													
	Precinct 10													
	Precinct 11													
	Precinct 12													
	Precinct 13													
	Precinct 14													
	Precinct 2													
	Precinct 3													
	Precinct 4													
	Precinct 5													
	Precinct 6													
	Precinct 7													
	Precinct 8													
	Precinct 9													
	Total													
MUSKEGON HEIGHTS CITY	Precinct 2													
	Precinct 3													
	Precinct 4													
	Precinct 5													
	Precinct 6													
	Precinct 7													
	Total													
NORTH MUSKEGON CITY	Precinct 1													
	Precinct 2													
	Total													
NORTON SHORES CITY	Precinct 1													
	Precinct 10													
	Precinct 11													
	Precinct 2													
	Precinct 3													
	Precinct 4													
	Precinct 5													
	Precinct 6													
	Precinct 7													
	Precinct 8													
	Precinct 9													
	Total													
ROOSEVELT PARK CITY	Precinct 1													
	Precinct 2													
	Total													
WHITEHALL CITY	Precinct 1													
	Total													
Cities Totals														
Townships Totals			1323	1576										2899
Grand Totals			1323	1576										2899

STATEMENT OF VOTES, August Primary Election, Tuesday, August 3, 2010

Names of Townships and Election Districts **MUSKEGON 61** Section 1		PollBook	MUSKEGON TOWNSHIP PUBLIC SAFTETY												Totals
			YES	NO											
BLUE LAKE TOWNSHIP	Precinct 1														
	Total														
CASNOVIA TOWNSHIP	Precinct 1														
	Total														
CEDAR CREEK TOWNSHIP	Precinct 1														
	Total														
DALTON TOWNSHIP	Precinct 1														
	Precinct 2														
	Precinct 3														
	Precinct 4														
	Total														
EGELSTON TOWNSHIP	Precinct 1														
	Precinct 2														
	Precinct 3														
	Total														
FRUITLAND TOWNSHIP	Precinct 1														
	Precinct 2														
	Precinct 3														
	Total														
FRUITPORT TOWNSHIP	Precinct 1														
	Precinct 2														
	Precinct 3														
	Precinct 4														
	Total														
HOLTON TOWNSHIP	Precinct 1														
	Total														
LAKETON TOWNSHIP	Precinct 1														
	Precinct 2														
	Precinct 3														
	Precinct 4														
	Total														
MONTAGUE TOWNSHIP	Precinct 1														
	Total														
MOORLAND TOWNSHIP	Precinct 1														
	Total														
MUSKEGON TOWNSHIP	Precinct 1		186	93											279
	Precinct 2		228	106											334
	Precinct 3		308	184											492
	Precinct 4		299	231											530
	Precinct 5		194	136											330
	Precinct 6		190	107											297
	Precinct 7		114	95											209
	Total		1519	952											2471
RAVENNA TOWNSHIP	Precinct 1														
	Total														
SULLIVAN TOWNSHIP	Precinct 1														
	Total														
WHITE RIVER TOWNSHIP	Precinct 1														
	Total														
WHITEHALL TOWNSHIP	Precinct 1														
	Total														
Townships Totals			1519	952											2471

STATEMENT OF VOTES, August Primary Election, Tuesday, August 3, 2010

Names of Townships and Election Districts

MUSKEGON 61

Section 2

		PollBook	MUSKEGON TOWNSHIP PUBLIC SAFETY												
			YES	NO											Totals
MONTAGUE CITY	Precinct 1														
	Total														
MUSKEGON CITY	Precinct 1														
	Precinct 10														
	Precinct 11														
	Precinct 12														
	Precinct 13														
	Precinct 14														
	Precinct 2														
	Precinct 3														
	Precinct 4														
	Precinct 5														
	Precinct 6														
	Precinct 7														
	Precinct 8														
	Precinct 9														
	Total														
MUSKEGON HEIGHTS CITY	Precinct 2														
	Precinct 3														
	Precinct 4														
	Precinct 5														
	Precinct 6														
	Precinct 7														
	Total														
NORTH MUSKEGON CITY	Precinct 1														
	Precinct 2														
	Total														
NORTON SHORES CITY	Precinct 1														
	Precinct 10														
	Precinct 11														
	Precinct 2														
	Precinct 3														
	Precinct 4														
	Precinct 5														
	Precinct 6														
	Precinct 7														
	Precinct 8														
	Precinct 9														
	Total														
ROOSEVELT PARK CITY	Precinct 1														
	Precinct 2														
	Total														
WHITEHALL CITY	Precinct 1														
	Total														
Cities Totals															
Townships Totals			1519	952											2471
Grand Totals			1519	952											2471

STATEMENT OF VOTES, August Primary Election, Tuesday, August 3, 2010

Names of Townships and Election Districts

MUSKEGON 61

Section 1

		PollBook	MUSKEGON TOWNSHIP STREET LIGHT												
			YES	NO											Totals
BLUE LAKE TOWNSHIP	Precinct 1														
	Total														
CASNOVIA TOWNSHIP	Precinct 1														
	Total														
CEDAR CREEK TOWNSHIP	Precinct 1														
	Total														
DALTON TOWNSHIP	Precinct 1														
	Precinct 2														
	Precinct 3														
	Precinct 4														
	Total														
EGELSTON TOWNSHIP	Precinct 1														
	Precinct 2														
	Precinct 3														
	Total														
FRUITLAND TOWNSHIP	Precinct 1														
	Precinct 2														
	Precinct 3														
	Total														
FRUITPORT TOWNSHIP	Precinct 1														
	Precinct 2														
	Precinct 3														
	Precinct 4														
	Total														
HOLTON TOWNSHIP	Precinct 1														
	Total														
LAKETON TOWNSHIP	Precinct 1														
	Precinct 2														
	Precinct 3														
	Precinct 4														
	Total														
MONTAGUE TOWNSHIP	Precinct 1														
	Total														
MOORLAND TOWNSHIP	Precinct 1														
	Total														
MUSKEGON TOWNSHIP	Precinct 1		166	112											278
	Precinct 2		206	131											337
	Precinct 3		246	246											492
	Precinct 4		264	265											529
	Precinct 5		177	152											329
	Precinct 6		174	120											294
	Precinct 7		111	98											209
	Total		1344	1124											2468
RAVENNA TOWNSHIP	Precinct 1														
	Total														
SULLIVAN TOWNSHIP	Precinct 1														
	Total														
WHITE RIVER TOWNSHIP	Precinct 1														
	Total														
WHITEHALL TOWNSHIP	Precinct 1														
	Total														
Townships Totals			1344	1124											2468

STATEMENT OF VOTES, August Primary Election, Tuesday, August 3, 2010

Names of Townships and Election Districts

MUSKEGON 61

Section 2

		Poll Book	MUSKEGON TOWNSHIP STREET LIGHT												
			YES	NO											Totals
MONTAGUE CITY	Precinct 1														
	Total														
MUSKEGON CITY	Precinct 1														
	Precinct 10														
	Precinct 11														
	Precinct 12														
	Precinct 13														
	Precinct 14														
	Precinct 2														
	Precinct 3														
	Precinct 4														
	Precinct 5														
	Precinct 6														
	Precinct 7														
	Precinct 8														
	Precinct 9														
	Total														
MUSKEGON HEIGHTS CITY	Precinct 2														
	Precinct 3														
	Precinct 4														
	Precinct 5														
	Precinct 6														
	Precinct 7														
	Total														
NORTH MUSKEGON CITY	Precinct 1														
	Precinct 2														
	Total														
NORTON SHORES CITY	Precinct 1														
	Precinct 10														
	Precinct 11														
	Precinct 2														
	Precinct 3														
	Precinct 4														
	Precinct 5														
	Precinct 6														
	Precinct 7														
	Precinct 8														
	Precinct 9														
	Total														
ROOSEVELT PARK CITY	Precinct 1														
	Precinct 2														
	Total														
WHITEHALL CITY	Precinct 1														
	Total														
Cities Totals															
Townships Totals			1344	1124											2468
Grand Totals			1344	1124											2468

BUREAU OF ELECTIONS
2010 AUG -9 A 11: 34
DEPT OF STATE

LAUREL J. BREUKER
NEWAYGO COUNTY CLERK
COUNTY BUILDING
P.O. BOX 885
WHITE CLOUD, MI 49349-0885

231/689-7235

MEMORANDUM

DATE: August 6, 2010

TO: Michigan Department of State
Bureau of Elections

FROM: Laurel J. Breuker, Newaygo County Clerk

RE: August 3, 2010 Primary Election – Official County Vote Totals

Please find enclosed the Official County Vote Totals (Summary of County Canvasser's Statement) for Newaygo County for the August 3, 2010 Primary Election.

If you have any questions, please do not hesitate to contact me.

LJB/par

Michigan August 2010 Primary Election							
8/3/2010					Governor (continued)		
Precinct		# of Reg. Voters	Poll Book Totals	% Voters (Per Precinct)	Virg Bernero Democrat	Andy Dillon Democrat	TOTALS
Ashland	0200001	1776	485	27.31%	29	19	48
Barton	0400001	527	111	21.06%	10	2	12
Beaver	0600001	361	92	25.48%	10	7	17
Big Prairie	0800001	1860	253	13.60%	19	14	33
Bridgeton	1000001	1544	245	15.87%	23	8	31
Brooks #1	1200001	922	332	36.01%	14	18	32
Brooks #2	1200002	1805	584	32.35%	51	36	87
Croton	1400001	2446	584	23.88%	70	41	111
Dayton	1600001	1591	510	32.06%	29	19	48
Denver	1800001	1418	333	23.48%	63	32	95
Ensley	2000001	1839	455	24.74%	25	17	42
Everett	2200001	1355	287	21.18%	27	22	49
Garfield	2400001	1684	514	30.52%	39	11	50
Goodwell	2600001	374	96	25.67%	6	1	7
Grant	2800001	2182	578	26.49%	36	26	62
Home	3000001	184	58	31.52%	7	2	9
Lilley	3200001	643	145	22.55%	11	12	23
Lincoln	3400001	923	204	22.10%	27	21	48
Merrill	3600001	503	95	18.89%	19	22	41
Monroe	3800001	226	58	25.66%	1	3	4
Norwich	4000001	451	107	23.73%	9	4	13
Sheridan	4200001	1953	530	27.14%	27	14	41
Sherman	4400001	1533	430	28.05%	42	17	59
Troy	4600001	205	65	31.71%	6	3	9
Wilcox	4800001	819	140	17.09%	6	3	9
City of Fremont #1	5200001	1658	535	32.27%	40	18	58
City of Fremont #2	5200002	1546	473	30.60%	27	20	47
City of Grant	5400001	556	164	29.50%	1	5	6
City of Newaygo	5600001	1398	363	25.97%	36	23	59
City of White Cloud	5800001	769	249	32.38%	12	13	25
Totals		**35051**	**9075**		**722**	**453**	**1175**
Registered Voters	35051						
% of Voter Turnout	25.89%						

Michigan August 2010 Primary Election										
8/3/2010					Representative in Congress					
					2nd District					
										1 position per party
Precinct		# of Reg. Voters	Poll Book Totals	% Voters (Per Precinct)	Bill Cooper Republican	Bill Huizenga Republican	Wayne D. Kuipers Republican	Chris Larson Republican	Field Reichardt Republican	Jay Riemersma Republican
Ashland	0200001	1776	485	27.31%	113	91	57	3	8	114
Barton	0400001	527	111	21.06%	21	17	14	7	3	22
Beaver	0600001	361	92	25.48%	13	12	12	1	4	24
Big Prairie	0800001	1860	253	13.60%	30	38	62	12	9	49
Bridgeton	1000001	1544	245	15.87%	54	42	40	6	4	49
Brooks #1	1200001	922	332	36.01%	55	58	42	8	2	106
Brooks #2	1200002	1805	584	32.35%	91	89	78	9	12	159
Croton	1400001	2446	584	23.88%	118	60	79	12	17	148
Dayton	1600001	1591	510	32.06%	99	141	58	8	6	120
Denver	1800001	1418	333	23.48%	39	40	43	6	5	74
Ensley	2000001	1839	455	24.74%	103	66	82	8	9	104
Everett	2200001	1355	287	21.18%	33	45	48	7	8	72
Garfield	2400001	1684	514	30.52%	90	99	74	10	9	127
Goodwell	2600001	374	96	25.67%	14	15	18	4	1	13
Grant	2800001	2182	578	26.49%	182	86	68	13	10	120
Home	3000001	184	58	31.52%	10	13	10	0	0	11
Lilley	3200001	643	145	22.55%	22	21	21	7	3	31
Lincoln	3400001	923	204	22.10%	18	37	32	0	5	47
Merrill	3600001	503	95	18.89%	12	10	10	2	2	9
Monroe	3800001	226	58	25.66%	7	13	10	2	0	15
Norwich	4000001	451	107	23.73%	13	21	16	6	3	16
Sheridan	4200001	1953	530	27.14%	83	131	72	7	21	145
Sherman	4400001	1533	430	28.05%	67	98	64	3	12	97
Troy	4600001	205	65	31.71%	12	5	10	4	0	11
Wilcox	4800001	819	140	17.09%	25	17	24	9	1	37
City of Fremont #1	5200001	1658	535	32.27%	57	126	76	13	5	145
City of Fremont #2	5200002	1546	473	30.60%	39	109	72	6	5	145
City of Grant	5400001	556	164	29.50%	41	31	24	1	2	45
City of Newaygo	5600001	1398	363	25.97%	43	43	55	16	4	91
City of White Cloud	5800001	769	249	32.38%	24	36	34	8	5	78
Totals		**35051**	**9075**		**1528**	**1610**	**1305**	**198**	**175**	**2224**
Registered Voters	35051									
% of Voter Turnout	25.89%									

Michigan August 2010 Primary Election

8/3/2010

Representative in Congress (continued)

Precinct		# of Reg. Voters	Poll Book Totals	% Voters (Per Precinct)	Ted Schendel Republican	TOTALS	Fred Johnson Democrat	Nicolette McClure Democrat	TOTALS
Ashland	0200001	1776	485	27.31%	8	394	21	26	47
Barton	0400001	527	111	21.06%	5	89	2	11	13
Beaver	0600001	361	92	25.48%	1	67	7	9	16
Big Prairie	0800001	1860	253	13.60%	5	205	20	13	33
Bridgeton	1000001	1544	245	15.87%	4	199	17	11	28
Brooks #1	1200001	922	332	36.01%	4	275	14	14	28
Brooks #2	1200002	1805	584	32.35%	7	445	41	42	83
Croton	1400001	2446	584	23.88%	10	444	48	58	106
Dayton	1600001	1591	510	32.06%	4	436	23	24	47
Denver	1800001	1418	333	23.48%	4	211	42	44	86
Ensley	2000001	1839	455	24.74%	15	387	18	24	42
Everett	2200001	1355	287	21.18%	2	215	10	34	44
Garfield	2400001	1684	514	30.52%	3	412	18	28	46
Goodwell	2600001	374	96	25.67%	3	68	3	3	6
Grant	2800001	2182	578	26.49%	13	492	29	28	57
Home	3000001	184	58	31.52%	2	46	2	7	9
Lilley	3200001	643	145	22.55%	3	108	7	18	25
Lincoln	3400001	923	204	22.10%	4	143	26	20	46
Merrill	3600001	503	95	18.89%	4	49	17	19	36
Monroe	3800001	226	58	25.66%	4	51	0	5	5
Norwich	4000001	451	107	23.73%	5	80	7	6	13
Sheridan	4200001	1953	530	27.14%	7	466	26	16	42
Sherman	4400001	1533	430	28.05%	12	353	28	27	55
Troy	4600001	205	65	31.71%	1	43	8	1	9
Wilcox	4800001	819	140	17.09%	4	117	3	7	10
City of Fremont #1	5200001	1658	535	32.27%	9	431	27	29	56
City of Fremont #2	5200002	1546	473	30.60%	12	388	16	24	40
City of Grant	5400001	556	164	29.50%	4	148	3	3	6
City of Newaygo	5600001	1398	363	25.97%	3	255	24	30	54
City of White Cloud	5800001	769	249	32.38%	2	187	17	5	22
Totals		**35051**	**9075**		**164**	**7204**	**524**	**586**	**1110**
Registered Voters	35051								
% of Voter Turnout	25.89%								

Michigan August 2010 Primary Election

8/3/2010

State Senator

34th District

1 position per party

Precinct		# of Reg. Voters	Poll Book Totals	% Voters (Per Precinct)	Goeff Hansen Republican	TOTALS	Mary Valentine Democrat	TOTALS
Ashland	0200001	1776	485	27.31%	361	361	46	46
Barton	0400001	527	111	21.06%	85	85	11	11
Beaver	0600001	361	92	25.48%	58	58	18	18
Big Prairie	0800001	1860	253	13.60%	170	170	32	32
Bridgeton	1000001	1544	245	15.87%	168	168	29	29
Brooks #1	1200001	922	332	36.01%	228	228	26	26
Brooks #2	1200002	1805	584	32.35%	377	377	79	79
Croton	1400001	2446	584	23.88%	386	386	100	100
Dayton	1600001	1591	510	32.06%	402	402	46	46
Denver	1800001	1418	333	23.48%	176	176	84	84
Ensley	2000001	1839	455	24.74%	350	350	43	43
Everett	2200001	1355	287	21.18%	178	178	42	42
Garfield	2400001	1684	514	30.52%	347	347	46	46
Goodwell	2600001	374	96	25.67%	66	66	8	8
Grant	2800001	2182	578	26.49%	430	430	59	59
Home	3000001	184	58	31.52%	41	41	9	9
Lilley	3200001	643	145	22.55%	100	100	23	23
Lincoln	3400001	923	204	22.10%	127	127	47	47
Merrill	3600001	503	95	18.89%	39	39	37	37
Monroe	3800001	226	58	25.66%	46	46	3	3
Norwich	4000001	451	107	23.73%	77	77	11	11
Sheridan	4200001	1953	530	27.14%	420	420	38	38
Sherman	4400001	1533	430	28.05%	297	297	54	54
Troy	4600001	205	65	31.71%	38	38	9	9
Wilcox	4800001	819	140	17.09%	104	104	9	9
City of Fremont #1	5200001	1658	535	32.27%	404	404	56	56
City of Fremont #2	5200002	1546	473	30.60%	354	354	41	41
City of Grant	5400001	556	164	29.50%	134	134	4	4
City of Newaygo	5600001	1398	363	25.97%	231	231	57	57
City of White Cloud	5800001	769	249	32.38%	165	165	20	20
Totals		**35051**	**9075**		**6359**	**6359**	**1087**	**1087**
Registered Voters	35051							
% of Voter Turnout	25.89%							

Michigan August 2010 Primary Election

8/3/2010

State Representative

100th District

1 position per party

Precinct		# of Reg. Voters	Poll Book Totals	% Voters (Per Precinct)	Jon Bumstead Republican	Jane Drake Republican	Marc Libants Republican	Scott Tillman Republican	TOTALS
Ashland	0200001	1776	485	27.31%	132	114	80	92	418
Barton	0400001	527	111	21.06%	30	28	11	23	92
Beaver	0600001	361	92	25.48%	18	9	28	14	69
Big Prairie	0800001	1860	253	13.60%	104	36	39	30	209
Bridgeton	1000001	1544	245	15.87%	55	68	44	39	206
Brooks #1	1200001	922	332	36.01%	146	70	51	26	293
Brooks #2	1200002	1805	584	32.35%	200	114	111	49	474
Croton	1400001	2446	584	23.88%	159	75	102	115	451
Dayton	1600001	1591	510	32.06%	82	177	94	103	456
Denver	1800001	1418	333	23.48%	43	71	50	54	218
Ensley	2000001	1839	455	24.74%	138	39	121	85	383
Everett	2200001	1355	287	21.18%	112	47	45	23	227
Garfield	2400001	1684	514	30.52%	183	139	67	47	436
Goodwell	2600001	374	96	25.67%	47	16	8	10	81
Grant	2800001	2182	578	26.49%	180	89	116	111	496
Home	3000001	184	58	31.52%	17	14	7	10	48
Lilley	3200001	643	145	22.55%	43	30	20	18	111
Lincoln	3400001	923	204	22.10%	51	35	43	19	148
Merrill	3600001	503	95	18.89%	15	16	12	6	49
Monroe	3800001	226	58	25.66%	31	7	6	6	50
Norwich	4000001	451	107	23.73%	38	18	15	14	85
Sheridan	4200001	1953	530	27.14%	107	193	107	73	480
Sherman	4400001	1533	430	28.05%	108	130	58	68	364
Troy	4600001	205	65	31.71%	18	6	11	10	45
Wilcox	4800001	819	140	17.09%	55	23	35	16	129
City of Fremont #1	5200001	1658	535	32.27%	101	207	97	54	459
City of Fremont #2	5200002	1546	473	30.60%	68	213	84	43	408
City of Grant	5400001	556	164	29.50%	65	41	24	26	156
City of Newaygo	5600001	1398	363	25.97%	165	69	32	19	285
City of White Cloud	5800001	769	249	32.38%	84	70	35	18	207
Totals		**35051**	**9075**		**2595**	**2164**	**1553**	**1221**	**7533**
Registered Voters	35051								
% of Voter Turnout	25.89%								

Michigan August 2010 Primary Election

8/3/2010

Governor

1 position per party

Order	Precinct		# of Reg. Voters	Poll Book Totals	% Voters (Per Precinct)	Mike Bouchard Republican	Mike Cox Republican	Tom George Republican	Pete Hoekstra Republican	Rick Snyder Republican	TOTALS
1	Ashland	0200001	1776	485	27.31%	19	84	2	184	137	426
2	Barton	0400001	527	111	21.06%	7	39	0	28	24	98
3	Beaver	0600001	361	92	25.48%	0	20	1	24	27	72
4	Big Prairie	0800001	1860	253	13.60%	7	52	3	65	93	220
5	Bridgeton	1000001	1544	245	15.87%	10	53	1	75	71	210
6	Brooks #1	1200001	922	332	36.01%	19	64	6	95	106	290
7	Brooks #2	1200002	1805	584	32.35%	35	102	8	166	164	475
8	Croton	1400001	2446	584	23.88%	27	119	11	142	164	463
9	Dayton	1600001	1591	510	32.06%	18	101	3	214	122	458
10	Denver	1800001	1418	333	23.48%	5	62	5	75	76	223
11	Ensley	2000001	1839	455	24.74%	17	131	4	156	101	409
12	Everett	2200001	1355	287	21.18%	7	55	6	72	92	232
13	Garfield	2400001	1684	514	30.52%	18	92	5	160	167	442
14	Goodwell	2600001	374	96	25.67%	2	20	1	26	36	85
15	Grant	2800001	2182	578	26.49%	20	112	3	231	137	503
16	Home	3000001	184	58	31.52%	3	17	0	23	5	48
17	Lilley	3200001	643	145	22.55%	8	31	0	43	37	119
18	Lincoln	3400001	923	204	22.10%	10	36	1	57	49	153
19	Merrill	3600001	503	95	18.89%	4	13	0	17	16	50
20	Monroe	3800001	226	58	25.66%	0	16	0	17	20	53
21	Norwich	4000001	451	107	23.73%	7	26	0	28	31	92
22	Sheridan	4200001	1953	530	27.14%	18	105	0	208	149	480
23	Sherman	4400001	1533	430	28.05%	12	75	5	146	132	370
24	Troy	4600001	205	65	31.71%	4	14	0	19	10	47
25	Wilcox	4800001	819	140	17.09%	7	36	0	37	49	129
26	City of Fremont #1	5200001	1658	535	32.27%	20	94	3	225	113	455
27	City of Fremont #2	5200002	1546	473	30.60%	16	65	0	204	122	407
28	City of Grant	5400001	556	164	29.50%	7	43	3	63	40	156
29	City of Newaygo	5600001	1398	363	25.97%	12	64	6	113	90	285
30	City of White Cloud	5800001	769	249	32.38%	7	52	2	72	78	211
	Totals		**35051**	**9075**		**346**	**1793**	**79**	**2985**	**2458**	**7661**
	Registered Voters	35051									
	% of Voter Turnout	25.89%									

Michigan August 2010 Primary Election						
8/3/2010					State Rep. (continued)	
Precinct		# of Reg. Voters	Poll Book Totals	% Voters (Per Precinct)	Bill Richards Democrat	TOTALS
Ashland	0200001	1776	485	27.31%	46	46
Barton	0400001	527	111	21.06%	10	10
Beaver	0600001	361	92	25.48%	18	18
Big Prairie	0800001	1860	253	13.60%	33	33
Bridgeton	1000001	1544	245	15.87%	26	26
Brooks #1	1200001	922	332	36.01%	27	27
Brooks #2	1200002	1805	584	32.35%	78	78
Croton	1400001	2446	584	23.88%	100	100
Dayton	1600001	1591	510	32.06%	46	46
Denver	1800001	1418	333	23.48%	80	80
Ensley	2000001	1839	455	24.74%	42	42
Everett	2200001	1355	287	21.18%	41	41
Garfield	2400001	1684	514	30.52%	47	47
Goodwell	2600001	374	96	25.67%	6	6
Grant	2800001	2182	578	26.49%	59	59
Home	3000001	184	58	31.52%	9	9
Lilley	3200001	643	145	22.55%	26	26
Lincoln	3400001	923	204	22.10%	47	47
Merrill	3600001	503	95	18.89%	37	37
Monroe	3800001	226	58	25.66%	4	4
Norwich	4000001	451	107	23.73%	11	11
Sheridan	4200001	1953	530	27.14%	38	38
Sherman	4400001	1533	430	28.05%	53	53
Troy	4600001	205	65	31.71%	10	10
Wilcox	4800001	819	140	17.09%	9	9
City of Fremont #1	5200001	1658	535	32.27%	54	54
City of Fremont #2	5200002	1546	473	30.60%	43	43
City of Grant	5400001	556	164	29.50%	5	5
City of Newaygo	5600001	1398	363	25.97%	55	55
City of White Cloud	5800001	769	249	32.38%	23	23
Totals		**35051**	**9075**		**1083**	**1083**
Registered Voters	35051					
% of Voter Turnout	25.89%					

542 PRECINCTS	REGISTERED VOTERS	BALLOTS CAST	TURNOUT PERCENTAGE	GOVERNOR				
				Mike Bouchard	Mike Cox	Tom Georgie	Peter Hoekstra	Rick Snyder
0001 Addison 1	1674	525	31.36	125	102	7	119	166
0002 Addison 2	1805	504	27.92	105	96	5	107	180
0003 Addison 3	1396	278	19.91	66	49	5	59	97
0005 Bloomfield 1	920	284	30.87	64	27	5	76	112
0006 Bloomfield 2	647	170	26.28	53	21	0	25	68
0007 Bloomfield 3	1253	368	29.37	105	42	2	83	131
0008 Bloomfield 4	1165	314	26.95	112	46	0	55	100
0009 Bloomfield 5	987	265	26.85	76	21	3	56	109
0010 Bloomfield 6	1197	427	35.67	119	51	9	98	146
0011 Bloomfield 7	625	160	25.60	44	24	7	39	46
0012 Bloomfield 8	2081	725	34.84	196	58	3	178	287
0013 Bloomfield 9	1444	452	31.30	161	50	1	92	144
0014 Bloomfield 10	1471	394	26.78	97	53	4	87	151
0015 Bloomfield 11	1406	400	28.45	102	54	5	88	150
0016 Bloomfield 12	1304	214	16.41	60	27	2	53	72
0017 Bloomfield 13	1095	378	34.52	104	45	8	83	137
0018 Bloomfield 14	1244	408	32.80	119	51	3	95	137
0019 Bloomfield 15	710	223	31.41	63	24	7	52	77
0020 Bloomfield 16	1092	238	21.79	61	36	5	34	102
0021 Bloomfield 17	569	126	22.14	27	10	2	45	41
0022 Bloomfield 18	878	242	27.56	81	28	2	52	76
0023 Bloomfield 19	1141	373	32.69	97	53	3	80	138
0024 Bloomfield 20	999	269	26.93	69	31	5	60	102
0025 Bloomfield 21	1067	409	38.33	117	48	7	118	118
0026 Bloomfield 22	1344	332	24.70	87	33	1	71	140
0027 Bloomfield 23	845	276	32.66	87	22	0	80	87
0028 Bloomfield 24	918	278	30.28	75	30	3	71	99
0029 Bloomfield 25	648	71	10.96	19	11	1	13	27
0030 Bloomfield 26	969	321	33.13	70	45	3	91	110
0031 Bloomfield 27	679	121	17.82	31	13	1	32	43
0032 Bloomfield 28	631	236	37.40	60	17	2	64	93
0033 Bloomfield 29	828	251	30.31	60	42	4	68	77
0034 Bloomfield 30	1563	394	25.21	102	54	8	81	145
0035 Bloomfield 31	595	282	47.39	85	32	1	79	84
0036 Bloomfield 32	1026	271	26.41	66	32	7	66	97
0048 Brandon 1	2053	439	21.38	106	100	5	70	151
0049 Brandon 2	2134	478	22.40	125	87	8	97	151
0050 Brandon 3	2193	515	23.48	131	85	2	106	183
0051 Brandon 4	2377	582	24.48	142	116	3	120	195
0052 Brandon 5	1569	127	8.09	38	24	1	20	42
0053 Brandon 6	1060	221	20.85	57	48	2	25	85
0055 Commerce 1	1519	334	21.99	75	57	2	55	144
0056 Commerce 2	2112	418	19.79	97	85	9	68	155
0057 Commerce 3	2396	441	18.41	97	100	1	88	150
0058 Commerce 4	2200	427	19.41	97	61	8	79	179
0059 Commerce 5	2473	573	23.17	147	110	0	95	214
0060 Commerce 6	1685	322	19.11	68	61	6	61	125
0061 Commerce 7	2055	572	27.83	135	95	9	94	233

542 PRECINCTS	REGISTERED VOTERS	BALLOTS CAST	TURNOUT PERCENTAGE	GOVERNOR				
				Mike Bouchard	Mike Cox	Tom George	Peter Hoekstra	Rick Snyder
0062 Commerce 8	2216	498	22.47	126	87	6	81	197
0063 Commerce 9	1991	435	21.85	90	78	2	91	171
0064 Commerce 10	2020	368	18.22	90	67	5	64	138
0065 Commerce 11	2068	336	16.25	64	80	1	61	127
0066 Commerce 12	1386	275	19.84	81	56	5	51	79
0067 Commerce 13	2053	408	19.87	91	73	7	87	148
0068 Commerce 14	1707	209	12.24	47	51	1	36	73
0069 Commerce 15	1637	405	24.74	113	82	5	82	119
0073 Groveland 1	1542	377	24.45	93	76	6	56	140
0074 Groveland 2	1509	246	16.30	55	46	6	47	92
0075 Groveland 3	1116	312	27.96	57	66	9	59	116
0077 Highland 1	2290	580	25.33	151	113	3	103	204
0078 Highland 2	2153	467	21.69	132	103	6	66	154
0079 Highland 3	1659	306	18.44	70	63	5	73	91
0080 Highland 4	2267	590	26.03	151	102	10	114	207
0081 Highland 5	1320	426	32.27	114	80	6	75	150
0082 Highland 6	1965	539	27.43	136	105	0	94	199
0083 Highland 7	1221	280	22.93	75	63	3	33	104
0084 Highland 8	1414	342	24.19	91	52	1	71	120
0086 Holly 1	2190	278	12.69	46	62	10	44	113
0087 Holly 2	2165	255	11.78	42	64	2	60	86
0088 Holly 3	1948	271	13.91	40	51	5	67	106
0089 Holly 4	2128	374	17.58	66	89	3	90	125
0091 Independence 1	1423	498	35.00	139	77	13	78	182
0092 Independence 2	2039	293	14.37	95	49	6	55	86
0093 Independence 3	1997	629	31.50	160	115	5	136	204
0094 Independence 4	1995	551	27.62	143	75	5	104	215
0095 Independence 5	1581	309	19.54	94	51	3	47	111
0096 Independence 6	1763	473	26.83	151	68	7	83	161
0097 Independence 7	1870	610	32.62	168	114	5	115	195
0098 Independence 8	1105	233	21.09	67	54	5	50	56
0099 Independence 9	1752	463	26.43	129	96	6	80	148
0100 Independence 10	2113	602	28.49	195	99	4	109	191
0101 Independence 11	1844	541	29.34	133	97	8	80	218
0102 Independence 12	878	246	28.02	57	42	6	41	100
0103 Independence 13	1363	431	31.62	117	74	4	68	165
0104 Independence 14	2169	433	19.96	110	84	6	81	149
0105 Independence 15	1550	358	23.10	75	69	5	69	138
0109 Lyon 1	2481	486	19.59	90	85	5	97	206
0110 Lyon 2	2087	469	22.47	98	93	6	84	185
0111 Lyon 3	2521	431	17.10	96	85	4	92	149
0112 Lyon 4	2855	610	21.37	113	113	6	139	233
0114 Milford 1	1677	531	31.66	145	82	8	90	187
0115 Milford 2	1509	308	20.41	73	67	2	53	108
0116 Milford 3	1688	518	30.69	119	86	9	111	184
0117 Milford 4	2405	645	26.82	177	104	5	123	224
0118 Milford 5	618	161	26.05	43	32	5	26	52
0119 Milford 6	1179	388	32.91	103	57	7	80	131
0120 Milford 7	1711	478	27.94	128	77	0	107	153

542 PRECINCTS	REGISTERED VOTERS	BALLOTS CAST	TURNOUT PERCENTAGE	GOVERNOR				
				Mike Bouchard	Mike Cox	Tom George	Peter Hoekstra	Rick Snyder
0121 Milford 8	1154	367	31.80	99	53	4	74	125
0123 Novi Twp 1	124	30	24.19	8	3	0	3	16
0124 Oakland 1	1642	525	31.97	143	95	4	116	165
0125 Oakland 2	1456	348	23.90	98	48	5	72	119
0126 Oakland 3	681	219	32.16	57	28	1	51	81
0127 Oakland 4	1528	482	31.54	151	53	11	119	144
0128 Oakland 5	1669	409	24.51	109	57	6	80	153
0129 Oakland 6	1770	467	26.38	122	68	2	109	162
0130 Oakland 7	2022	516	25.52	144	69	7	113	178
0131 Oakland 8	1184	344	29.05	95	56	7	70	114
0133 Orion 1	1818	372	20.46	93	70	7	63	136
0134 Orion 2	2179	420	19.27	100	90	9	78	141
0135 Orion 3	1799	528	29.35	133	91	5	102	191
0136 Orion 4	2318	608	26.23	169	97	11	113	217
0137 Orion 5	1473	320	21.72	69	52	0	68	126
0138 Orion 6	1637	571	34.88	142	100	3	110	198
0139 Orion 7	1813	338	18.64	104	62	2	47	119
0140 Orion 8	1958	295	15.07	65	53	4	48	120
0141 Orion 9	2146	389	18.13	102	59	3	97	127
0142 Orion 10	1549	420	27.11	106	71	3	80	154
0143 Orion 11	1346	281	20.88	74	55	7	51	93
0144 Orion 12	1837	347	18.89	77	52	8	72	135
0145 Orion 13	1707	357	20.91	102	55	5	63	128
0146 Orion 14	1092	285	26.10	80	49	1	40	114
0149 Oxford 1	2418	485	20.06	129	98	4	112	134
0150 Oxford 2	2096	276	13.17	67	51	6	57	93
0151 Oxford 3	2325	639	27.48	187	118	7	126	187
0152 Oxford 4	2190	517	23.61	132	77	11	123	166
0153 Oxford 5	1543	226	14.65	66	43	2	51	61
0154 Oxford 6	1991	498	25.01	105	92	7	98	189
0155 Oxford 7	1823	397	21.78	86	78	9	74	147
0157 Rose 1	1272	274	21.54	54	56	2	57	105
0158 Rose 2	1774	403	22.72	92	92	6	74	135
0159 Rose 3	1833	421	22.97	77	78	9	92	162
0161 Royal Oak Twp 1	1416	6	.42	1	2	0	2	1
0162 Royal Oak Twp 2	1043	4	.38	1	0	0	0	3
0164 Southfield Twp 1	899	187	20.80	62	18	3	40	63
0165 Southfield Twp 2	977	241	24.67	85	25	2	41	88
0166 Southfield Twp 3	765	200	26.14	80	11	0	39	70
0167 Southfield Twp 4	1196	369	30.85	143	30	1	68	125
0168 Southfield Twp 5	1276	290	22.73	105	36	4	54	91
0169 Southfield Twp 6	1909	538	28.18	154	44	2	114	223
0170 Southfield Twp 7	1061	291	27.43	91	28	3	52	116
0171 Southfield Twp 8	1295	314	24.25	50	27	6	64	166
0172 Southfield Twp 9	1074	233	21.69	33	24	5	43	127
0173 Southfield Twp 10	920	273	29.67	74	34	8	55	99
0176 Springfield 1	1517	446	29.40	100	79	10	89	164
0177 Springfield 2	1518	318	20.95	77	56	10	65	107
0178 Springfield 3	1946	471	24.20	104	74	12	97	177

542 PRECINCTS	REGISTERED VOTERS	BALLOTS CAST	TURNOUT PERCENTAGE	GOVERNOR				
				Mike Bishop	Mike Cox	Tom George	Pete Hoekstra	Rick Snyder
0179 Springfield 4	1408	333	23.65	93	55	4	57	123
0180 Springfield 5	1605	425	26.48	81	84	5	96	158
0181 Springfield 6	1595	381	23.89	83	63	12	75	146
0182 Springfield 7	814	236	28.99	56	39	2	42	97
0184 Waterford 1	1893	352	18.59	95	66	6	56	128
0185 Waterford 2	1958	381	19.46	107	59	8	81	121
0186 Waterford 3	1350	258	19.11	68	48	5	38	95
0187 Waterford 4	2117	276	13.04	90	58	3	43	80
0188 Waterford 5	1939	289	14.90	70	51	8	36	121
0189 Waterford 6	2253	395	17.53	113	68	8	71	131
0190 Waterford 7	1770	429	24.24	119	61	3	74	165
0191 Waterford 8	2002	462	23.08	140	68	3	94	157
0192 Waterford 9	1477	364	24.64	92	47	6	77	134
0193 Waterford 10	1804	396	21.95	121	54	8	83	124
0194 Waterford 11	1809	320	17.69	80	63	2	66	107
0195 Waterford 12	1874	430	22.95	112	68	5	86	156
0196 Waterford 13	1702	166	9.75	59	37	2	29	36
0197 Waterford 14	1397	278	19.90	86	44	5	45	97
0198 Waterford 15	1864	279	14.97	88	46	2	47	95
0199 Waterford 16	1869	298	15.94	85	53	0	57	101
0200 Waterford 17	2250	250	11.11	71	44	4	55	74
0201 Waterford 18	1700	283	16.65	67	53	3	55	104
0202 Waterford 19	1870	237	12.67	67	46	7	31	85
0203 Waterford 20	1816	174	9.58	43	41	3	30	56
0204 Waterford 21	1802	274	15.21	82	49	5	55	82
0205 Waterford 22	2139	289	13.51	92	48	2	50	96
0206 Waterford 23	2069	323	15.61	94	53	3	63	109
0207 Waterford 24	2222	337	15.17	90	58	5	71	113
0208 Waterford 25	2079	322	15.49	89	61	2	43	124
0209 Waterford 26	1944	215	11.06	57	27	1	55	71
0210 Waterford 27	1951	246	12.61	73	36	2	37	96
0211 Waterford 28	1714	220	12.84	51	38	2	40	89
0212 Waterford 29	1581	232	14.67	56	36	4	50	84
0216 W. Bloomfield 1	2143	410	19.13	86	70	8	77	161
0217 W. Bloomfield 2	1942	316	16.27	70	58	10	56	120
0218 W. Bloomfield 3	1029	209	20.31	48	41	2	51	66
0219 W. Bloomfield 4	1118	180	16.10	45	32	3	30	69
0220 W. Bloomfield 5	2011	392	19.49	107	61	5	65	150
0221 W. Bloomfield 6	1321	291	22.03	57	38	7	54	132
0222 W. Bloomfield 7	1492	254	17.02	73	36	3	41	99
0223 W. Bloomfield 8	2209	551	24.94	113	101	8	111	210
0224 W. Bloomfield 9	1604	286	17.83	60	42	7	74	101
0225 W. Bloomfield 10	2320	460	19.83	90	75	5	89	199
0226 W. Bloomfield 11	1313	242	18.43	54	33	4	48	98
0227 W. Bloomfield 12	2048	206	10.06	52	34	3	35	77
0228 W. Bloomfield 13	1919	429	22.36	82	56	2	90	194
0229 W. Bloomfield 14	1690	305	18.05	68	60	4	58	113
0230 W. Bloomfield 15	2584	448	17.34	78	62	1	103	201
0231 W. Bloomfield 16	1181	294	24.89	64	41	3	61	123

542 PRECINCTS	REGISTERED VOTERS	BALLOTS CAST	TURNOUT PERCENTAGE	GOVERNOR				
				Mike Bouchard	Mike Cox	Tom Georgeou	Pete Hoekstra	Rick Snyder
0232 W. Bloomfield 17	1930	367	19.02	81	44	5	73	156
0233 W. Bloomfield 18	1622	335	20.65	74	68	3	56	134
0234 W. Bloomfield 19	2672	334	12.50	64	63	5	61	136
0235 W. Bloomfield 20	1559	229	14.69	49	31	3	50	90
0236 W. Bloomfield 21	1752	149	8.50	35	31	1	23	59
0237 W. Bloomfield 22	2387	309	12.95	70	65	2	50	116
0238 W. Bloomfield 23	2230	259	11.61	46	49	1	58	103
0239 W. Bloomfield 24	1640	150	9.15	49	29	1	11	58
0240 W. Bloomfield 25	2106	474	22.51	130	82	8	92	158
0241 W. Bloomfield 26	1714	171	9.98	33	37	2	28	70
0242 W. Bloomfield 27	1216	265	21.79	77	44	3	52	88
0255 White Lake 1	1991	472	23.71	125	87	2	76	181
0256 White Lake 2	2251	517	22.97	115	92	9	93	204
0257 White Lake 3	1250	318	25.44	79	53	7	72	105
0258 White Lake 4	927	220	23.73	39	36	7	42	94
0259 White Lake 5	2137	532	24.89	156	94	3	81	193
0260 White Lake 6	2623	440	16.77	114	82	6	82	152
0261 White Lake 7	1703	448	26.31	123	70	5	86	162
0262 White Lake 8	2347	432	18.41	112	92	6	71	148
0263 White Lake 9	2030	381	18.77	75	78	6	59	159
0264 White Lake 10	2174	315	14.49	81	47	2	57	125
0265 White Lake 11	2037	503	24.69	116	94	6	75	203
0266 White Lake 12	1153	243	21.08	54	46	0	58	82
0268 Auburn Hills 1	1046	181	17.30	48	39	2	43	46
0269 Auburn Hills 2	1485	167	11.25	36	30	4	25	70
0270 Auburn Hills 3	1707	217	12.71	59	36	0	34	82
0271 Auburn Hills 4	1748	201	11.50	46	44	1	40	68
0272 Auburn Hills 5	1331	285	21.41	75	61	4	55	85
0273 Auburn Hills 6	1967	476	24.20	126	80	11	114	142
0274 Auburn Hills 7	1826	182	9.97	57	39	5	27	53
0275 Auburn Hills 8	1610	139	8.63	28	30	1	40	40
0276 Auburn Hills 9	1280	148	11.56	32	28	3	37	48
0278 Berkley 1	2092	386	18.45	75	56	3	88	163
0279 Berkley 2	1859	384	20.66	111	42	4	79	148
0280 Berkley 3	2774	398	14.35	100	60	6	74	158
0281 Berkley 4	1684	299	17.76	74	39	1	58	126
0282 Berkley 5	1327	218	16.43	41	44	6	31	95
0283 Berkley 6	2144	308	14.37	71	44	10	63	119
0285 Birmingham 1	1809	477	26.37	157	48	2	92	178
0286 Birmingham 2	1754	419	23.89	150	34	1	91	138
0287 Birmingham 3	1666	350	21.01	113	29	1	73	132
0288 Birmingham 4	1873	560	29.90	165	42	1	126	220
0289 Birmingham 5	1773	494	27.86	164	26	6	112	183
0290 Birmingham 6	1994	443	22.22	133	41	1	89	176
0291 Birmingham 7	1973	334	16.93	95	49	4	60	125
0292 Birmingham 8	1648	282	17.11	88	28	1	52	110
0293 Birmingham 9	1389	253	18.21	77	34	2	35	103
0295 Bloomfield Hills 1	1947	616	31.64	176	89	11	145	192
0296 Bloomfield Hills 2	1499	444	29.62	101	60	6	94	182

542 PRECINCTS	REGISTERED VOTERS	BALLOTS CAST	TURNOUT PERCENTAGE	GOVERNOR				
				Mike Bouchard	Mike Cox	Tom Georgie	Peter Hoekstra	Rick Snyder
0298 Clarkston 1	818	306	37.41	72	49	5	52	121
0299 Clawson 1	2102	360	17.13	114	48	4	59	134
0300 Clawson 2	969	130	13.42	36	21	0	29	44
0301 Clawson 3	2065	367	17.77	103	47	6	70	138
0302 Clawson 4	1057	237	22.42	73	43	2	37	78
0303 Clawson 5	914	162	17.72	47	30	2	30	52
0304 Clawson 6	2229	440	19.74	148	66	4	75	143
0306 Farmington 1	973	261	26.82	40	56	4	69	90
0307 Farmington 2	1399	303	21.66	70	62	5	69	96
0308 Farmington 3	1271	314	24.70	67	71	3	59	112
0309 Farmington 4	1232	213	17.29	36	52	2	53	70
0310 Farmington 5	1006	272	27.04	50	66	5	57	92
0311 Farmington 6	1367	259	18.95	53	50	6	59	90
0313 Farmington Hills 1	1981	290	14.64	51	45	7	80	105
0314 Farmington Hills 2	2253	362	16.07	60	60	3	90	147
0315 Farmington Hills 3	2324	439	18.89	80	78	3	87	186
0316 Farmington Hills 4	2286	440	19.25	88	83	1	83	185
0317 Farmington Hills 5	1875	231	12.32	43	39	0	63	86
0318 Farmington Hills 6	1270	72	5.67	22	10	0	13	27
0319 Farmington Hills 7	2051	457	22.28	107	75	5	90	175
0320 Farmington Hills 8	1839	373	20.28	65	60	2	81	162
0321 Farmington Hills 9	2465	542	21.99	121	81	7	129	196
0322 Farmington Hills 10	2567	528	20.57	131	103	4	114	172
0323 Farmington Hills 11	2344	274	11.69	63	46	5	68	87
0324 Farmington Hills 12	1826	333	18.24	61	68	5	66	131
0325 Farmington Hills 13	1770	381	21.53	64	64	7	97	147
0326 Farmington Hills 14	2077	580	27.92	102	106	9	137	221
0327 Farmington Hills 15	1142	267	23.38	61	47	3	58	97
0328 Farmington Hills 16	2549	569	22.32	108	100	1	130	225
0329 Farmington Hills 17	2673	124	4.64	39	30	2	20	33
0330 Farmington Hills 18	1375	306	22.25	61	60	3	59	122
0331 Farmington Hills 19	1939	317	16.35	75	60	2	58	120
0332 Farmington Hills 20	2482	347	13.98	80	67	4	60	134
0333 Farmington Hills 21	2469	365	14.78	86	73	5	86	111
0334 Farmington Hills 22	1900	338	17.79	67	71	5	68	124
0335 Farmington Hills 23	1691	477	28.21	85	112	5	104	166
0336 Farmington Hills 24	2709	560	20.67	135	115	10	133	162
0337 Farmington Hills 25	2582	391	15.14	81	87	8	80	135
0338 Farmington Hills 26	2419	298	12.32	68	64	8	50	104
0339 Farmington Hills 27	2459	213	8.66	58	46	1	34	72
0342 Fenton 2	2	0		0	0	0	0	0
0343 Ferndale 1	2084	139	6.67	29	27	3	26	54
0344 Ferndale 2	1989	226	11.36	54	29	4	34	104
0345 Ferndale 3	1782	139	7.80	40	22	0	24	53
0346 Ferndale 4	2270	162	7.14	32	26	2	22	79
0347 Ferndale 5	2121	156	7.36	26	27	3	22	78
0348 Ferndale 6	1220	70	5.74	17	15	2	6	29
0349 Ferndale 7	1850	112	6.05	24	13	1	19	55
0350 Ferndale 8	2364	195	8.25	52	28	5	28	80

542 PRECINCTS	REGISTERED VOTERS	BALLOTS CAST	TURNOUT PERCENTAGE	GOVERNOR				
				Mike Bouchard	Mike Cox	Tom Georgie	Peter Hoekstra	Rick Snyder
0351 Ferndale 9	1277	74	5.79	17	9	0	14	33
0353 Hazel Park 1	1574	95	6.04	26	17	0	22	29
0354 Hazel Park 2	1228	108	8.79	24	23	1	7	50
0355 Hazel Park 3	1975	113	5.72	29	22	1	9	48
0356 Hazel Park 4	1409	95	6.74	25	18	0	14	37
0357 Hazel Park 5	1889	140	7.41	26	30	2	20	62
0358 Hazel Park 6	1164	116	9.97	29	17	0	22	47
0359 Hazel Park 7	437	26	5.95	6	6	1	1	12
0360 Hazel Park 8	986	86	8.72	15	14	2	12	42
0361 Hazel Park 9	1532	109	7.11	34	13	0	18	43
0363 Huntington Woods 1	1135	138	12.16	22	20	3	19	74
0364 Huntington Woods 2	977	139	14.23	29	15	0	23	72
0365 Huntington Woods 3	1011	142	14.05	28	23	1	23	67
0366 Huntington Woods 4	956	119	12.45	16	14	1	13	75
0367 Huntington Woods 5	983	135	13.73	24	21	2	16	72
0369 Keego Harbor 1	1995	261	13.08	56	33	2	62	106
0370 Lake Angelus 1	278	158	56.83	43	14	1	40	59
0371 Lathrup Village 1	1741	179	10.28	31	24	4	52	66
0372 Lathrup Village 2	1788	170	9.51	53	34	0	27	55
0374 Madison Heights 1	1854	146	7.87	39	28	1	14	64
0375 Madison Heights 2	1525	166	10.89	41	35	1	30	59
0376 Madison Heights 3	1914	137	7.16	48	29	0	17	43
0377 Madison Heights 4	1687	141	8.36	41	20	4	20	56
0378 Madison Heights 5	1574	151	9.59	42	24	3	24	57
0379 Madison Heights 6	404	37	9.16	20	6	0	3	8
0380 Madison Heights 7	250	25	10.00	9	4	0	3	9
0381 Madison Heights 8	703	92	13.09	25	15	0	22	28
0382 Madison Heights 9	1498	207	13.82	51	43	2	44	65
0383 Madison Heights 10	710	167	23.52	52	34	1	26	53
0384 Madison Heights 11	1080	156	14.44	46	33	1	21	55
0385 Madison Heights 12	2077	293	14.11	84	59	0	53	94
0386 Madison Heights 13	1915	276	14.41	94	38	3	41	100
0387 Madison Heights 14	1136	169	14.88	50	32	3	24	60
0388 Madison Heights 15	2327	105	4.51	31	16	1	19	38
0390 Northville 2	2613	624	23.88	87	115	8	165	240
0392 Novi 1	1868	432	23.13	75	78	5	95	177
0393 Novi 2	2364	449	18.99	93	93	3	94	162
0394 Novi 3	1768	313	17.70	53	62	1	71	124
0395 Novi 4	1867	325	17.41	63	63	1	59	135
0396 Novi 5	1377	176	12.78	29	29	1	42	75
0397 Novi 6	1925	341	17.71	65	68	6	66	131
0398 Novi 7	1622	253	15.60	53	67	3	48	79
0399 Novi 8	1465	234	15.97	56	57	0	39	80
0400 Novi 9	2383	405	17.00	86	81	3	93	142
0401 Novi 10	802	306	38.15	84	57	2	79	84
0402 Novi 11	1652	183	11.08	30	36	2	32	83
0403 Novi 12	2561	135	5.27	23	20	1	25	66
0404 Novi 13	1025	107	10.44	18	27	1	16	45
0405 Novi 14	1282	262	20.44	53	48	2	53	105

542 PRECINCTS	REGISTERED VOTERS	BALLOTS CAST	TURNOUT PERCENTAGE	GOVERNOR				
				Mike Bishop	Mike Cox	Tom George	Pete Hoekstra	Rick Snyder
0406 Novi 15	1780	387	21.74	68	70	6	87	144
0407 Novi 16	2339	448	19.15	77	62	6	100	194
0408 Novi 17	2064	390	18.90	40	69	2	79	197
0409 Novi 18	2092	481	22.99	70	83	3	109	213
0410 Novi 19	891	176	19.75	34	24	4	48	66
0411 Novi 20	1218	289	23.73	53	50	3	48	132
0412 Novi 21	1995	268	13.43	58	55	1	38	114
0420 Oak Park 1	859	99	11.53	18	21	2	16	38
0421 Oak Park 2	890	36	4.04	11	5	2	3	14
0422 Oak Park 3	1196	57	4.77	15	17	0	10	14
0423 Oak Park 4	1903	36	1.89	4	7	1	0	24
0424 Oak Park 5	935	76	8.13	18	11	2	11	33
0425 Oak Park 6	858	69	8.04	19	12	0	20	18
0426 Oak Park 7	1570	40	2.55	10	4	0	11	15
0427 Oak Park 8	1485	26	1.75	3	2	0	7	14
0428 Oak Park 9	1626	32	1.97	5	9	1	5	12
0429 Oak Park 10	1062	32	3.01	8	4	0	7	13
0430 Oak Park 11	936	50	5.34	12	8	2	11	17
0431 Oak Park 12	1248	13	1.04	4	3	0	4	2
0432 Oak Park 13	1006	35	3.48	5	12	2	4	12
0433 Oak Park 14	1209	20	1.65	7	4	0	1	8
0434 Oak Park 15	1220	99	8.11	19	15	2	23	39
0435 Oak Park 16	1147	19	1.66	5	6	0	2	6
0436 Oak Park 17	1060	92	8.68	23	18	3	13	35
0437 Oak Park 18	1225	22	1.80	8	3	0	4	7
0438 Oak Park 19	1078	100	9.28	22	24	0	22	32
0441 Orchard Lake 1	1850	447	24.16	90	65	7	124	160
0443 Pleasant Ridge 1	1148	177	15.42	41	21	3	35	77
0444 Pleasant Ridge 2	1093	146	13.36	35	19	2	26	62
0446 Pontiac 1	1943	8	.41	1	1	0	2	4
0447 Pontiac 2	1799	5	.28	0	1	0	2	2
0448 Pontiac 3	2086	19	.91	5	5	0	3	6
0449 Pontiac 4	1234	20	1.62	2	5	0	7	5
0450 Pontiac 5	1065	76	7.14	25	15	0	12	23
0451 Pontiac 6	1501	128	8.53	29	17	1	33	48
0452 Pontiac 7	1855	35	1.89	10	5	1	7	12
0453 Pontiac 8	2002	80	4.00	22	7	2	19	28
0454 Pontiac 9	731	10	1.37	3	1	2	3	1
0455 Pontiac 10	1060	26	2.45	9	1	0	4	12
0456 Pontiac 11	2347	97	4.13	28	10	2	21	36
0457 Pontiac 12	1032	39	3.78	10	2	1	12	12
0458 Pontiac 13	1769	51	2.88	16	12	0	8	15
0459 Pontiac 14	2362	120	5.08	28	28	2	21	41
0460 Pontiac 15	1382	87	6.30	20	25	0	9	33
0461 Pontiac 16	816	66	8.09	14	18	2	9	23
0462 Pontiac 17	1940	105	5.41	27	20	0	19	36
0463 Pontiac 18	1806	44	2.44	8	9	1	6	19
0464 Pontiac 19	1833	48	2.62	13	10	1	4	20
0465 Pontiac 20	1516	11	.73	7	2	0	0	2

542 PRECINCTS	REGISTERED VOTERS	BALLOTS CAST	VOTER TURNOUT PERCENTAGE	GOVERNOR				
				Mike Bouchard	Mike Cox	Tom George	Peter Hoekstra	Rick Snyder
0466 Pontiac 21	1677	45	2.68	14	12	0	5	14
0467 Pontiac 22	1734	32	1.85	6	6	0	3	17
0468 Pontiac 23	319	0		0	0	0	0	0
0469 Pontiac 24	1281	9	.70	0	5	0	0	4
0470 Pontiac 25	2553	27	1.06	9	8	0	2	8
0471 Pontiac 26	996	11	1.10	2	6	0	0	3
0472 Pontiac 27	1527	5	.33	1	1	0	1	2
0473 Pontiac 28	1847	26	1.41	7	9	0	1	9
0476 Rochester 1	1760	306	17.39	88	41	4	74	92
0477 Rochester 2	2458	489	19.89	137	76	5	108	150
0478 Rochester 3	1341	227	16.93	55	40	6	55	68
0479 Rochester 4	1042	218	20.92	53	30	2	52	78
0480 Rochester 5	2693	703	26.10	226	90	3	156	223
0482 Rochester Hills 1	1894	415	21.91	120	53	6	83	146
0483 Rochester Hills 2	1105	125	11.31	40	26	1	25	33
0484 Rochester Hills 3	1914	388	20.27	97	78	1	66	145
0485 Rochester Hills 4	2159	465	21.54	154	74	8	89	134
0486 Rochester Hills 5	1912	391	20.45	99	65	3	84	135
0487 Rochester Hills 6	955	235	24.61	69	48	4	47	64
0488 Rochester Hills 7	1024	284	27.73	77	42	4	68	91
0489 Rochester Hills 8	978	321	32.82	91	49	3	74	103
0490 Rochester Hills 9	2141	625	29.19	167	82	10	142	215
0491 Rochester Hills 10	1393	355	25.48	93	53	5	72	130
0492 Rochester Hills 11	2573	383	14.89	70	82	6	89	133
0493 Rochester Hills 12	2097	563	26.85	170	84	5	120	176
0494 Rochester Hills 13	2518	507	20.14	157	83	8	103	151
0495 Rochester Hills 14	2814	559	19.86	139	83	13	116	203
0496 Rochester Hills 15	1630	166	10.18	47	26	2	29	60
0497 Rochester Hills 16	1179	191	16.20	49	35	1	55	50
0498 Rochester Hills 17	1463	487	33.29	133	78	6	102	166
0499 Rochester Hills 18	1387	438	31.58	103	74	3	124	132
0500 Rochester Hills 19	1314	442	33.64	115	74	7	106	136
0501 Rochester Hills 20	1075	266	24.74	61	35	6	69	92
0502 Rochester Hills 21	2752	657	23.87	186	100	4	144	220
0503 Rochester Hills 22	1309	322	24.60	85	55	5	74	101
0504 Rochester Hills 23	1256	287	22.85	62	41	4	66	112
0505 Rochester Hills 24	1556	412	26.48	126	43	8	109	118
0506 Rochester Hills 25	2076	549	26.45	147	58	6	170	165
0507 Rochester Hills 26	2468	702	28.44	172	91	5	150	272
0508 Rochester Hills 27	2680	481	17.95	131	94	8	88	157
0509 Rochester Hills 28	1968	201	10.21	47	50	2	44	58
0510 Rochester Hills 29	989	270	27.30	74	44	2	66	82
0515 Royal Oak 1	2153	228	10.59	50	29	1	50	98
0516 Royal Oak 2	2281	255	11.18	47	58	2	34	113
0517 Royal Oak 3	1583	187	11.81	52	29	2	32	71
0518 Royal Oak 4	1745	202	11.58	54	27	1	32	86
0519 Royal Oak 5	1803	197	10.93	31	20	0	43	100
0520 Royal Oak 6	2615	259	9.90	61	29	5	38	124
0521 Royal Oak 8	2351	482	20.50	133	52	3	96	195

542 PRECINCTS	REGISTERED VOTERS	BALLOTS CAST	VOTER TURNOUT	GOVERNOR				
				Mike Bouchard	Mike Cox	Tom George	Peter Hoekstra	Rick Snyder
0522 Royal Oak 9	2400	259	10.79	54	44	1	38	118
0523 Royal Oak 10	2484	334	13.45	82	48	4	64	136
0524 Royal Oak 11	1278	143	11.19	46	29	7	22	39
0525 Royal Oak 12	1838	274	14.91	69	44	3	57	99
0526 Royal Oak 13	2042	387	18.95	100	61	8	86	126
0527 Royal Oak 14	1571	399	25.40	108	62	1	99	126
0528 Royal Oak 15	1571	153	9.74	41	24	4	22	62
0529 Royal Oak 16	2672	468	17.51	112	76	7	110	159
0530 Royal Oak 17	1856	351	18.91	82	52	5	72	138
0531 Royal Oak 18	1918	254	13.24	71	30	5	46	101
0532 Royal Oak 19	2592	434	16.74	101	77	5	85	164
0533 Royal Oak 20	2102	361	17.17	102	66	4	59	127
0534 Royal Oak 21	1971	269	13.65	84	41	5	46	93
0535 Royal Oak 22	2214	467	21.09	118	58	6	111	171
0536 Royal Oak 23	1719	245	14.25	59	32	2	44	108
0537 Royal Oak 24	1072	168	15.67	55	26	3	26	56
0538 Royal Oak 25	1708	229	13.41	53	49	0	33	93
0543 South Lyon 1	2629	561	21.34	126	104	5	128	185
0544 South Lyon 2	1902	296	15.56	54	36	3	59	138
0545 South Lyon 3	1822	378	20.75	84	49	2	93	148
0546 South Lyon 4	1364	229	16.79	37	39	3	45	100
0548 Southfield 1	1354	64	4.73	13	12	0	11	28
0549 Southfield 2	1150	99	8.61	36	12	1	16	31
0550 Southfield 3	1257	71	5.65	15	9	0	21	26
0551 Southfield 4	1213	88	7.25	14	13	1	16	43
0552 Southfield 5	1486	104	7.00	36	18	1	12	37
0553 Southfield 6	1338	68	5.08	15	14	0	10	29
0554 Southfield 7	1214	65	5.35	17	11	0	17	20
0555 Southfield 8	1504	42	2.79	11	7	0	13	11
0556 Southfield 9	1331	49	3.68	12	9	0	7	21
0557 Southfield 10	1401	74	5.28	22	12	2	13	25
0558 Southfield 11	1601	65	4.06	16	13	1	9	25
0559 Southfield 12	1815	48	2.64	9	2	0	10	27
0560 Southfield 13	1450	47	3.24	10	11	0	12	14
0561 Southfield 14	1093	45	4.12	8	16	2	8	10
0562 Southfield 15	1770	87	4.92	17	14	5	14	37
0563 Southfield 16	1250	57	4.56	8	7	0	20	21
0564 Southfield 17	1474	37	2.51	6	11	0	12	8
0565 Southfield 18	958	21	2.19	7	3	2	4	5
0566 Southfield 19	1205	33	2.74	6	7	2	7	11
0567 Southfield 20	1450	12	.83	3	4	1	0	4
0568 Southfield 21	1317	20	1.52	1	3	1	8	7
0569 Southfield 22	1289	70	5.43	23	8	3	12	24
0570 Southfield 23	1444	22	1.52	5	5	0	4	8
0571 Southfield 24	1279	22	1.72	0	3	1	4	14
0572 Southfield 25	748	19	2.54	0	2	1	7	9
0573 Southfield 26	963	7	.73	2	1	0	1	3
0574 Southfield 27	1326	27	2.04	7	5	0	4	11
0575 Southfield 28	1295	29	2.24	5	3	0	4	17

542 PRECINCTS	REGISTERED VOTERS	BALLOTS CAST	TURNOUT PERCENTAGE	GOVERNOR				
				Mike Bouchard	Mike Cox	Tom Georgе	Peter Hoekstra	Rick Snyder
0576 Southfield 29	1237	45	3.64	9	5	1	7	22
0577 Southfield 30	1813	42	2.32	18	4	0	10	10
0578 Southfield 31	1238	15	1.21	3	3	0	5	4
0579 Southfield 32	1121	23	2.05	0	4	0	2	17
0580 Southfield 33	1335	74	5.54	16	15	1	16	26
0581 Southfield 34	1666	85	5.10	22	14	3	17	29
0582 Southfield 35	1812	89	4.91	19	18	1	17	33
0583 Southfield 36	1140	23	2.02	3	8	2	2	8
0584 Southfield 37	1221	75	6.14	17	12	0	23	22
0585 Southfield 38	1216	78	6.41	18	16	0	13	31
0586 Southfield 39	909	33	3.63	13	6	0	7	7
0587 Southfield 40	1137	22	1.93	5	4	0	4	9
0588 Southfield 41	1383	104	7.52	22	25	3	18	36
0589 Southfield 42	1354	33	2.44	12	6	0	7	8
0590 Southfield 43	1234	45	3.65	7	15	0	15	8
0594 Sylvan Lake 1	1376	341	24.78	94	47	5	67	127
0596 Troy 1	1227	248	20.21	63	29	1	51	102
0597 Troy 2	2161	523	24.20	145	84	6	134	145
0598 Troy 3	1810	462	25.52	132	80	6	89	150
0599 Troy 4	2706	605	22.36	153	104	6	118	220
0600 Troy 5	1399	469	33.52	127	58	8	110	164
0601 Troy 6	535	161	30.09	43	25	1	33	56
0602 Troy 7	1715	450	26.24	111	66	6	113	153
0603 Troy 8	1893	409	21.61	96	67	9	91	144
0604 Troy 9	2168	537	24.77	167	93	7	107	161
0605 Troy 10	1860	435	23.39	110	86	5	103	129
0606 Troy 11	1850	471	25.46	149	77	5	91	148
0607 Troy 12	1363	343	25.17	91	48	8	85	111
0608 Troy 13	2710	598	22.07	201	80	10	120	184
0609 Troy 14	1849	420	22.71	117	75	7	104	114
0610 Troy 15	1792	422	23.55	135	57	7	99	123
0611 Troy 16	1481	359	24.24	112	43	3	89	109
0612 Troy 17	2249	515	22.90	123	99	5	103	184
0613 Troy 18	1545	464	30.03	138	64	7	107	147
0614 Troy 19	1490	470	31.54	110	57	8	126	167
0615 Troy 20	2151	521	24.22	160	70	2	129	155
0616 Troy 21	1426	223	15.64	67	33	1	47	73
0617 Troy 22	2438	458	18.79	118	89	5	87	156
0618 Troy 23	2349	409	17.41	140	62	3	78	123
0619 Troy 24	2395	400	16.70	97	59	10	109	123
0620 Troy 25	2419	331	13.68	92	58	1	77	100
0621 Troy 26	2250	250	11.11	70	47	1	32	97
0622 Troy 27	1862	195	10.47	57	38	1	43	56
0623 Troy 28	1545	169	10.94	38	16	3	51	61
0624 Troy 29	2349	639	27.20	180	96	6	136	219
0625 Troy 30	637	106	16.64	32	17	2	24	31
0626 Troy 31	743	211	28.40	61	19	1	63	67
0632 Walled Lake 1	2309	307	13.30	63	61	4	62	115
0633 Walled Lake 2	2655	393	14.80	93	73	8	79	136

542 PRECINCTS	REGISTERED VOTERS	BALLOTS CAST	VOTER TURNOUT PERCENTAGE	GOVERNOR				
				Mike Bishop	Mike Cox	Tom Georgie	Pete Hoekstra	Rick Snyder
0634 Wixom 1	2424	475	19.60	92	82	4	124	168
0635 Wixom 2	1898	397	20.92	77	75	3	72	169
0636 Wixom 3	2480	140	5.65	22	28	3	23	61
0637 Wixom 4	2020	370	18.32	78	67	7	88	128
GRAND TOTALS	892785	154280	17.28	38713	25459	1903	31233	55641

OFFICIAL CANVASS

PRIMARY ELECTION
TUESDAY, AUGUST 3, 2010
OAKLAND COUNTY, MICHIGAN
Republican Party

PRINTED 08/16/10, 10:33 AM

60 PRECINCTS	REGISTERED VOTERS	BALLOTS CAST	VOTER TURNOUT PERCENTAGE	REPRESENTATIVE IN CONGRESS 8TH DISTRICT		
				Mike Rogers	Harvey Ellis	Write-in
0001 Addison 1	1674	525	31.36	416		
0002 Addison 2	1805	504	27.92	395		
0003 Addison 3	1396	278	19.91	233		
0048 Brandon 1	2053	439	21.38	357		
0049 Brandon 2	2134	478	22.40	402		
0050 Brandon 3	2193	515	23.48	404		
0051 Brandon 4	2377	582	24.48	478		
0052 Brandon 5	1569	127	8.09	108		
0053 Brandon 6	1060	221	20.85	171		1
0073 Groveland 1	1542	377	24.45	306		
0074 Groveland 2	1509	246	16.30	212		
0075 Groveland 3	1116	312	27.96	255		
0086 Holly 1	2190	278	12.69	223		
0087 Holly 2	2165	255	11.78	214		
0088 Holly 3	1948	271	13.91	230		
0089 Holly 4	2128	374	17.58	312		2
0091 Independence 1	1423	498	35.00	406		
0092 Independence 2	2039	293	14.37	239		
0093 Independence 3	1997	629	31.50	512		
0094 Independence 4	1995	551	27.62	446		
0095 Independence 5	1581	309	19.54	246		
0096 Independence 6	1763	473	26.83	409		
0097 Independence 7	1870	610	32.62	493		
0098 Independence 8	1105	233	21.09	197		
0099 Independence 9	1752	463	26.43	386		
0100 Independence 10	2113	602	28.49	489		
0101 Independence 11	1844	541	29.34	440		
0102 Independence 12	878	246	28.02	194		
0103 Independence 13	1363	431	31.62	366		
0104 Independence 14	2169	433	19.96	364		
0105 Independence 15	1550	358	23.10	286		
0133 Orion 1	1818	372	20.46	306		
0134 Orion 2	2179	420	19.27	343		
0135 Orion 3	1799	528	29.35	452		
D136 Orion 4	2318	608	26.23	516		
0137 Orion 5	1473	320	21.72	272		
0138 Orion 6	1637	571	34.88	485		
0139 Orion 7	1813	338	18.64	281		
0142 Orion 10	1549	420	27.11	355		
0144 Orion 12	1837	347	18.89	274		
0145 Orion 13	1707	357	20.91	299		2
0149 Oxford 1	2418	485	20.06	397		
0150 Oxford 2	2096	276	13.17	236		
0151 Oxford 3	2325	639	27.48	527		
0152 Oxford 4	2190	517	23.61	428		
0153 Oxford 5	1543	226	14.65	186		
0154 Oxford 6	1991	498	25.01	408		2
0155 Oxford 7	1823	397	21.78	336		
0157 Rose 1	1272	274	21.54	224		

60 PRECINCTS	REGISTERED VOTERS	BALLOTS CAST	TURNOUT PERCENTAGE	REPRESENTATIVE IN CONGRESS 8TH DISTRICT		
				Mike Rogers	Everett Hatch	Write-in
0158 Rose 2	1774	403	22.72	335		
0159 Rose 3	1833	421	22.97	338		
0176 Springfield 1	1517	446	29.40	367		
0177 Springfield 2	1518	318	20.95	265		
0178 Springfield 3	1946	471	24.20	394		
0179 Springfield 4	1408	333	23.65	286		1
0180 Springfield 5	1605	425	26.48	376		
0181 Springfield 6	1595	381	23.89	308		
0182 Springfield 7	814	236	28.99	187		
0298 Clarkston 1	818	306	37.41	214		2
0342 Fenton 2	2	0		0		
GRAND TOTALS	102919	23785	23.11	19584		10

291 PRECINCTS	REGISTERED VOTERS	BALLOTS CAST	TURNOUT PERCENTAGE	REPRESENTATIVE IN CONGRESS 9TH DISTRICT			
				Anna Jack	Rich Hadar	Rocky Raczkowski	Paul Wesney
0005 Bloomfield 1	920	284	30.87	12	44	127	78
0006 Bloomfield 2	647	170	26.28	11	40	56	43
0007 Bloomfield 3	1253	368	29.37	23	55	166	94
0008 Bloomfield 4	1165	314	26.95	28	34	149	78
0009 Bloomfield 5	987	265	26.85	11	51	103	63
0010 Bloomfield 6	1197	427	35.67	22	65	172	136
0011 Bloomfield 7	625	160	25.60	16	17	64	42
0012 Bloomfield 8	2081	725	34.84	14	50	444	173
0013 Bloomfield 9	1444	452	31.30	26	63	213	115
0014 Bloomfield 10	1471	394	26.78	37	62	130	115
0015 Bloomfield 11	1406	400	28.45	47	48	142	116
0016 Bloomfield 12	1304	214	16.41	15	37	83	60
0017 Bloomfield 13	1095	378	34.52	38	59	139	105
0018 Bloomfield 14	1244	408	32.80	24	57	165	127
0019 Bloomfield 15	710	223	31.41	20	24	98	55
0020 Bloomfield 16	1092	238	21.79	26	29	91	57
0021 Bloomfield 17	569	126	22.14	12	24	40	36
0022 Bloomfield 18	878	242	27.56	7	40	117	63
0023 Bloomfield 19	1141	373	32.69	25	50	161	97
0024 Bloomfield 20	999	269	26.93	27	43	116	57
0025 Bloomfield 21	1067	409	38.33	41	58	169	116
0026 Bloomfield 22	1344	332	24.70	27	56	128	96
0027 Bloomfield 23	845	276	32.66	7	24	160	71
0028 Bloomfield 24	918	278	30.28	11	50	102	91
0029 Bloomfield 25	648	71	10.96	10	13	33	11
0030 Bloomfield 26	969	321	33.13	14	27	192	66
0031 Bloomfield 27	679	121	17.82	9	24	48	27
0032 Bloomfield 28	631	236	37.40	8	18	114	73
0033 Bloomfield 29	828	251	30.31	15	45	103	68
0034 Bloomfield 30	1563	394	25.21	20	51	157	121
0035 Bloomfield 31	595	282	47.39	19	42	117	83
0036 Bloomfield 32	1026	271	26.41	19	36	107	83
0124 Oakland 1	1642	525	31.97	46	82	226	95
0125 Oakland 2	1456	348	23.90	38	87	104	69
0126 Oakland 3	681	219	32.16	21	42	82	39
0127 Oakland 4	1528	482	31.54	38	74	195	116
0128 Oakland 5	1669	409	24.51	52	74	169	62
0129 Oakland 6	1770	467	26.38	39	85	193	82
0130 Oakland 7	2022	516	25.52	39	82	208	105
0131 Oakland 8	1184	344	29.05	42	52	145	63
0140 Orion 8	1958	295	15.07	50	85	74	43
0141 Orion 9	2146	389	18.13	36	89	143	85
0143 Orion 11	1346	281	20.88	42	56	100	46
0146 Orion 14	1092	285	26.10	41	59	77	73
0164 Southfield Twp 1	899	187	20.80	21	32	77	38
0165 Southfield Twp 2	977	241	24.67	18	45	103	46
0166 Southfield Twp 3	765	200	26.14	8	26	99	46

291 PRECINCTS	REGISTERED VOTERS	BALLOTS CAST	TURNOUT PERCENTAGE	REPRESENTATIVE IN CONGRESS 9TH DISTRICT			
				Ann Jack	Rich Dhuh	Rocky Rkowski	Paul Rweiday
0167 Southfield Twp 4	1196	369	30.85	11	50	166	101
0168 Southfield Twp 5	1276	290	22.73	17	48	123	74
0169 Southfield Twp 6	1909	538	28.18	27	62	236	162
0170 Southfield Twp 7	1061	291	27.43	19	29	140	69
0171 Southfield Twp 8	1295	314	24.25	21	49	113	68
0172 Southfield Twp 9	1074	233	21.69	20	22	85	65
0173 Southfield Twp 10	920	273	29.67	14	52	102	86
0185 Waterford 2	1958	381	19.46	37	140	92	73
0187 Waterford 4	2117	276	13.04	41	91	70	47
0189 Waterford 6	2253	395	17.53	46	156	93	60
0190 Waterford 7	1770	429	24.24	39	197	102	57
0191 Waterford 8	2002	462	23.08	47	153	157	85
0192 Waterford 9	1477	364	24.64	30	137	88	75
0193 Waterford 10	1804	396	21.95	32	137	123	83
0194 Waterford 11	1809	320	17.69	34	152	68	45
0195 Waterford 12	1874	430	22.95	41	157	123	80
0196 Waterford 13	1702	166	9.75	17	69	39	28
0197 Waterford 14	1397	278	19.90	28	98	73	59
0198 Waterford 15	1864	279	14.97	22	109	83	46
0199 Waterford 16	1869	298	15.94	33	88	82	63
0200 Waterford 17	2250	250	11.11	32	87	73	37
0201 Waterford 18	1700	283	16.65	42	110	57	42
0202 Waterford 19	1870	237	12.67	32	79	82	29
0203 Waterford 20	1816	174	9.58	21	62	46	40
0204 Waterford 21	1802	274	15.21	41	102	63	42
0205 Waterford 22	2139	289	13.51	49	90	68	48
0206 Waterford 23	2069	323	15.61	26	141	77	59
0207 Waterford 24	2222	337	15.17	39	104	88	74
0208 Waterford 25	2079	322	15.49	31	114	94	54
0209 Waterford 26	1944	215	11.06	19	85	61	37
0210 Waterford 27	1951	246	12.61	38	82	59	40
0211 Waterford 28	1714	220	12.84	23	64	73	42
0212 Waterford 29	1581	232	14.67	25	64	66	52
0216 W. Bloomfield 1	2143	410	19.13	27	63	172	87
0217 W. Bloomfield 2	1942	316	16.27	68	47	112	56
021B W. Bloomfield 3	1029	209	20.31	17	32	89	60
0219 W. Bloomfield 4	1118	180	16.10	23	24	70	40
0220 W. Bloomfield 5	2011	392	19.49	41	66	129	100
0221 W. Bloomfield 6	1321	291	22.03	22	60	89	73
0222 W. Bloomfield 7	1492	254	17.02	19	44	92	53
0223 W. Bloomfield 8	2209	551	24.94	50	63	237	113
0224 W. Bloomfield 9	1604	286	17.83	26	54	97	60
0225 W. Bloomfield 10	2320	460	19.83	27	58	184	122
0226 W. Bloomfield 11	1313	242	18.43	26	41	83	51
0227 W. Bloomfield 12	2048	206	10.06	16	31	75	48
022B W. Bloomfield 13	1919	429	22.36	38	82	138	98
0229 W. Bloomfield 14	1690	305	18.05	22	59	119	71

				REPRESENTATIVE IN CONGRESS 9TH DISTRICT			
291 PRECINCTS	REGISTERED VOTERS	BALLOTS CAST	TURNOUT PERCENTAGE	Anna Jack	Rich Hard	Rocky Kowski	Paul Way
0230 W. Bloomfield 15	2584	448	17.34	33	71	177	101
0231 W. Bloomfield 16	1181	294	24.89	26	37	130	65
0232 W. Bloomfield 17	1930	367	19.02	33	72	123	79
0233 W. Bloomfield 18	1622	335	20.65	39	64	133	67
0234 W. Bloomfield 19	2672	334	12.50	41	55	97	73
0235 W. Bloomfield 20	1559	229	14.69	29	35	71	55
0236 W. Bloomfield 21	1752	149	8.50	18	26	62	24
0237 W. Bloomfield 22	2387	309	12.95	27	89	85	64
0238 W. Bloomfield 23	2230	259	11.61	14	57	88	57
0239 W. Bloomfield 24	1640	150	9.15	11	32	42	43
0240 W. Bloomfield 25	2106	474	22.51	53	75	175	120
0241 W. Bloomfield 26	1714	171	9.98	18	38	48	29
0242 W. Bloomfield 27	1216	265	21.79	21	62	87	63
0268 Auburn Hills 1	1046	181	17.30	32	32	68	38
0269 Auburn Hills 2	1485	167	11.25	24	40	45	31
0270 Auburn Hills 3	1707	217	12.71	22	54	84	35
0271 Auburn Hills 4	1748	201	11.50	36	56	49	37
0272 Auburn Hills 5	1331	285	21.41	27	47	136	44
0273 Auburn Hills 6	1967	476	24.20	46	104	169	109
0274 Auburn Hills 7	1826	182	9.97	31	43	60	25
0275 Auburn Hills 8	1610	139	8.63	26	24	57	18
0276 Auburn Hills 9	1280	148	11.56	27	14	58	29
0278 Berkley 1	2092	386	18.45	46	71	133	72
0279 Berkley 2	1859	384	20.66	22	88	147	72
0280 Berkley 3	2774	398	14.35	61	67	149	68
0281 Berkley 4	1684	299	17.76	47	48	88	62
0282 Berkley 5	1327	218	16.43	33	61	63	36
0283 Berkley 6	2144	308	14.37	47	66	92	56
0285 Birmingham 1	1809	477	26.37	29	54	211	142
0286 Birmingham 2	1754	419	23.89	19	56	189	116
0287 Birmingham 3	1666	350	21.01	28	51	144	88
0288 Birmingham 4	1873	560	29.90	30	82	266	116
0289 Birmingham 5	1773	494	27.86	32	54	216	133
0290 Birmingham 6	1994	443	22.22	23	55	200	97
0291 Birmingham 7	1973	334	16.93	24	42	156	72
0292 Birmingham 8	1648	282	17.11	17	36	125	68
0293 Birmingham 9	1389	253	18.21	18	27	126	50
0295 Bloomfield Hills 1	1947	616	31.64	36	65	232	233
0296 Bloomfield Hills 2	1499	444	29.62	14	68	187	148
0299 Clawson 1	2102	360	17.13	44	B9	114	68
0300 Clawson 2	969	130	13.42	14	27	35	34
0301 Clawson 3	2065	367	17.77	42	68	135	84
0302 Clawson 4	1057	237	22.42	23	50	62	58
0303 Clawson 5	914	162	17.72	16	30	73	23
0304 Clawson 6	2229	440	19.74	40	74	140	133
0306 Farmington 1	973	261	26.82	16	6	90	125
0307 Farmington 2	1399	303	21.66	23	29	104	123

				REPRESENTATIVE IN CONGRESS 9TH DISTRICT			
291 PRECINCTS	REGISTERED VOTERS	BALLOTS CAST	TURNOUT PERCENTAGE	Anna Jan Kaye	Richard D. Kuhn	Rocky Raczkowski	Paul Wesley Day
0308 Farmington 3	1271	314	24.70	22	31	106	134
0309 Farmington 4	1232	213	17.29	16	13	89	76
0310 Farmington 5	1006	272	27.04	7	16	129	102
0311 Farmington 6	1367	259	18.95	16	17	130	78
0313 Farmington Hills 1	1981	290	14.64	24	43	114	77
0314 Farmington Hills 2	2253	362	16.07	25	33	182	100
0315 Farmington Hills 3	2324	439	18.89	29	42	175	149
0316 Farmington Hills 4	2286	440	19.25	36	45	163	150
0317 Farmington Hills 5	1875	231	12.32	16	16	120	65
0318 Farmington Hills 6	1270	72	5.67	7	5	32	19
0319 Farmington Hills 7	2051	457	22.28	22	52	159	188
0320 Farmington Hills 8	1839	373	20.28	20	33	185	99
0321 Farmington Hills 9	2465	542	21.99	30	60	234	177
0322 Farmington Hills 10	2567	528	20.57	31	31	264	166
0323 Farmington Hills 11	2344	274	11.69	29	28	96	91
0324 Farmington Hills 12	1826	333	18.24	25	28	118	122
0325 Farmington Hills 13	1770	381	21.53	15	32	157	153
0326 Farmington Hills 14	2077	580	27.92	39	25	233	246
0327 Farmington Hills 15	1142	267	23.38	11	17	94	119
0328 Farmington Hills 16	2549	569	22.32	24	40	233	226
0329 Farmington Hills 17	2673	124	4.64	25	16	37	33
0330 Farmington Hills 18	1375	306	22.25	12	26	125	117
0331 Farmington Hills 19	1939	317	16.35	24	38	124	109
0332 Farmington Hills 20	2482	347	13.98	30	44	111	128
0333 Farmington Hills 21	2469	365	14.78	24	26	148	138
0334 Farmington Hills 22	1900	338	17.79	17	17	150	137
0335 Farmington Hills 23	1691	477	28.21	28	37	168	212
0336 Farmington Hills 24	2709	560	20.67	45	55	187	229
0337 Farmington Hills 25	2582	391	15.14	41	57	136	132
0338 Farmington Hills 26	2419	298	12.32	23	33	123	96
0339 Farmington Hills 27	2459	213	8.66	24	26	61	84
0369 Keego Harbor 1	1995	261	13.08	25	66	84	46
0370 Lake Angelus 1	278	158	56.83	9	30	72	30
0441 Orchard Lake 1	1850	447	24.16	30	56	212	110
0446 Pontiac 1	1943	8	.41	2	4	0	0
0447 Pontiac 2	1799	5	.28	0	3	0	1
0448 Pontiac 3	2086	19	.91	4	4	7	3
0449 Pontiac 4	1234	20	1.62	4	2	7	4
0450 Pontiac 5	1065	76	7.14	8	21	27	10
0451 Pontiac 6	1501	128	8.53	18	34	36	26
0452 Pontiac 7	1855	35	1.89	5	7	18	4
0453 Pontiac 8	2002	80	4.00	17	18	24	10
0454 Pontiac 9	731	10	1.37	1	1	4	4
0455 Pontiac 10	1060	26	2.45	2	7	9	5
0456 Pontiac 11	2347	97	4.13	10	40	23	15
0457 Pontiac 12	1032	39	3.78	10	11	12	4
0458 Pontiac 13	1769	51	2.88	13	7	15	11

291 PRECINCTS	REGISTERED VOTERS	BALLOTS CAST	TURNOUT PERCENTAGE	REPRESENTATIVE IN CONGRESS 9TH DISTRICT: Anna Janek	Richard D. Kuhn	Rocky Raczkowski	Paul Welday
0459 Pontiac 14	2362	120	5.08	24	35	31	19
0460 Pontiac 15	1382	87	6.30	13	27	28	13
0461 Pontiac 16	816	66	8.09	8	23	19	10
0462 Pontiac 17	1940	105	5.41	14	30	24	23
0463 Pontiac 18	1806	44	2.44	8	11	15	2
0464 Pontiac 19	1833	48	2.62	3	21	8	12
0465 Pontiac 20	1516	11	.73	3	2	3	2
0466 Pontiac 21	1677	45	2.68	9	12	11	7
0467 Pontiac 22	1734	32	1.85	2	9	13	3
0468 Pontiac 23	319	0		0	0	0	0
0469 Pontiac 24	1281	9	.70	0	7	2	0
0470 Pontiac 25	2553	27	1.06	5	10	5	4
0471 Pontiac 26	996	11	1.10	0	2	6	1
0472 Pontiac 27	1527	5	.33	0	2	1	1
0473 Pontiac 28	1847	26	1.41	9	4	8	5
0476 Rochester 1	1760	306	17.39	28	55	116	65
0477 Rochester 2	2458	489	19.89	61	89	187	96
0478 Rochester 3	1341	227	16.93	22	51	76	46
0479 Rochester 4	1042	218	20.92	27	33	73	54
0480 Rochester 5	2693	703	26.10	66	80	198	262
0482 Rochester Hills 1	1894	415	21.91	38	75	139	96
0483 Rochester Hills 2	1105	125	11.31	13	31	48	22
0484 Rochester Hills 3	1914	388	20.27	41	76	122	82
0485 Rochester Hills 4	2159	465	21.54	58	104	128	122
0486 Rochester Hills 5	1912	391	20.45	56	81	135	78
0487 Rochester Hills 6	955	235	24.61	35	46	80	48
0488 Rochester Hills 7	1024	284	27.73	17	45	121	78
0489 Rochester Hills 8	978	321	32.82	28	46	121	71
0490 Rochester Hills 9	2141	625	29.19	62	73	251	167
0491 Rochester Hills 10	1393	355	25.48	36	77	91	89
0492 Rochester Hills 11	2573	383	14.89	41	63	167	76
0493 Rochester Hills 12	2097	563	26.85	59	89	165	155
0494 Rochester Hills 13	2518	507	20.14	55	81	197	125
0495 Rochester Hills 14	2814	559	19.86	42	99	240	123
0496 Rochester Hills 15	1630	166	10.18	38	30	45	35
0497 Rochester Hills 16	1179	191	16.20	18	32	74	50
0498 Rochester Hills 17	1463	487	33.29	31	75	204	128
0499 Rochester Hills 18	1387	438	31.58	34	82	176	111
0500 Rochester Hills 19	1314	442	33.64	31	67	164	115
0501 Rochester Hills 20	1075	266	24.74	27	57	63	74
0502 Rochester Hills 21	2752	657	23.87	57	136	236	142
0503 Rochester Hills 22	1309	322	24.60	26	57	125	85
0504 Rochester Hills 23	1256	287	22.85	32	42	95	69
0505 Rochester Hills 24	1556	412	26.48	48	60	119	133
0506 Rochester Hills 25	2076	549	26.45	40	61	209	174
0507 Rochester Hills 26	2468	702	28.44	59	131	227	187
0508 Rochester Hills 27	2680	481	17.95	60	75	164	113

REPRESENTATIVE IN CONGRESS 9TH DISTRICT

291 PRECINCTS	REGISTERED VOTERS	BALLOTS CAST	TURNOUT PERCENTAGE	Anna Janek	Richard D. Kuhn	Rocky Raczkowski	Paul Welday
0509 Rochester Hills 28	1968	201	10.21	21	42	58	59
0510 Rochester Hills 29	989	270	27.30	30	43	103	59
0517 Royal Oak 3	1583	187	11.81	22	45	66	25
0518 Royal Oak 4	1745	202	11.58	16	34	79	34
0519 Royal Oak 5	1803	197	10.93	18	43	44	50
0520 Royal Oak 6	2615	259	9.90	30	61	74	55
0521 Royal Oak 8	2351	482	20.50	30	97	192	103
0522 Royal Oak 9	2400	259	10.79	31	48	87	52
0523 Royal Oak 10	2484	334	13.45	46	63	115	64
0524 Royal Oak 11	1278	143	11.19	11	40	48	25
0525 Royal Oak 12	1838	274	14.91	23	66	85	55
0526 Royal Oak 13	2042	387	18.95	23	71	159	84
0527 Royal Oak 14	1571	399	25.40	23	56	151	119
0528 Royal Oak 15	1571	153	9.74	19	25	53	31
0529 Royal Oak 16	2672	468	17.51	31	114	172	102
0530 Royal Oak 17	1856	351	18.91	32	68	117	83
0531 Royal Oak 18	1918	254	13.24	33	57	65	63
0532 Royal Oak 19	2592	434	16.74	58	101	125	91
0533 Royal Oak 20	2102	361	17.17	34	89	106	94
0534 Royal Oak 21	1971	269	13.65	26	64	84	60
0535 Royal Oak 22	2214	467	21.09	35	85	187	107
0536 Royal Oak 23	1719	245	14.25	25	52	73	59
0537 Royal Oak 24	1072	168	15.67	15	54	47	33
0538 Royal Oak 25	1708	229	13.41	25	41	79	55
0594 Sylvan Lake 1	1376	341	24.78	31	70	93	102
0596 Troy 1	1227	248	20.21	21	53	97	41
0597 Troy 2	2161	523	24.20	35	119	220	100
0598 Troy 3	1810	462	25.52	43	73	167	96
0599 Troy 4	2706	605	22.36	41	81	221	169
0600 Troy 5	1399	469	33.52	53	79	155	130
0601 Troy 6	535	161	30.09	14	28	71	33
0602 Troy 7	1715	450	26.24	28	50	164	163
0603 Troy 8	1893	409	21.61	46	74	149	98
0604 Troy 9	2168	537	24.77	60	96	195	122
0605 Troy 10	1860	435	23.39	28	96	176	89
0606 Troy 11	1850	471	25.46	34	75	187	130
0607 Troy 12	1363	343	25.17	46	42	143	69
0608 Troy 13	2710	598	22.07	72	126	213	125
0609 Troy 14	1849	420	22.71	30	55	216	68
0610 Troy 15	1792	422	23.55	34	63	155	94
0611 Troy 16	1481	359	24.24	34	59	176	56
0612 Troy 17	2249	515	22.90	37	68	231	112
0613 Troy 18	1545	464	30.03	23	49	186	150
0614 Troy 19	1490	470	31.54	36	41	223	110
0615 Troy 20	2151	521	24.22	52	78	180	151
0616 Troy 21	1426	223	15.64	23	56	87	30
0617 Troy 22	2438	458	18.79	33	100	178	96

REPRESENTATIVE IN CONGRESS 9TH DISTRICT

291 PRECINCTS	REGISTERED VOTERS	BALLOTS CAST	TURNOUT PERCENTAGE	Anna Janek	Richard D. Kuhn	Rocky Raczkowski	Paul Welday
0618 Troy 23	2349	409	17.41	22	59	193	89
0619 Troy 24	2395	400	16.70	44	47	186	93
0620 Troy 25	2419	331	13.68	49	85	119	48
0621 Troy 26	2250	250	11.11	28	43	85	48
0622 Troy 27	1862	195	10.47	30	40	70	35
0623 Troy 28	1545	169	10.94	13	35	52	47
0624 Troy 29	2349	639	27.20	39	109	267	164
0625 Troy 30	637	106	16.64	8	31	31	24
0626 Troy 31	743	211	28.40	17	22	68	85
GRAND TOTALS	488955	89874	18.38	8006	15949	33459	22298

83 PRECINCTS	REGISTERED VOTERS	BALLOTS CAST	TURNOUT PERCENTAGE	REPRESENTATIVE IN CONGRESS 11TH DISTRICT Thaddeus McCotter
0055 Commerce 1	1519	334	21.99	281
0056 Commerce 2	2112	418	19.79	337
0057 Commerce 3	2396	441	18.41	379
0058 Commerce 4	2200	427	19.41	340
0059 Commerce 5	2473	573	23.17	465
0060 Commerce 6	1685	322	19.11	264
0061 Commerce 7	2055	572	27.83	489
0062 Commerce 8	2216	498	22.47	440
0063 Commerce 9	1991	435	21.85	357
0064 Commerce 10	2020	368	18.22	296
0065 Commerce 11	2068	336	16.25	265
0066 Commerce 12	1386	275	19.84	231
0067 Commerce 13	2053	408	19.87	344
0068 Commerce 14	1707	209	12.24	181
0069 Commerce 15	1637	405	24.74	339
0077 Highland 1	2290	580	25.33	490
0078 Highland 2	2153	467	21.69	388
0079 Highland 3	1659	306	18.44	258
0080 Highland 4	2267	590	26.03	469
0081 Highland 5	1320	426	32.27	344
0082 Highland 6	1965	539	27.43	423
0083 Highland 7	1221	280	22.93	232
0084 Highland 8	1414	342	24.19	281
0109 Lyon 1	2481	486	19.59	405
0110 Lyon 2	2087	469	22.47	390
0111 Lyon 3	2521	431	17.10	372
0112 Lyon 4	2855	610	21.37	508
0114 Milford 1	1677	531	31.66	430
0115 Milford 2	1509	308	20.41	246
0116 Milford 3	1688	518	30.69	439
0117 Milford 4	2405	645	26.82	538
0118 Milford 5	618	161	26.05	134
0119 Milford 6	1179	388	32.91	305
0120 Milford 7	1711	478	27.94	393
0121 Milford 8	1154	367	31.80	307
0123 Novi Twp 1	124	30	24.19	25
0184 Waterford 1	1893	352	18.59	282
0186 Waterford 3	1350	258	19.11	203
0188 Waterford 5	1939	289	14.90	220
0255 White Lake 1	1991	472	23.71	377
0256 White Lake 2	2251	517	22.97	427
0257 White Lake 3	1250	318	25.44	271
0258 White Lake 4	927	220	23.73	164
0259 White Lake 5	2137	532	24.89	454
0260 White Lake 6	2623	440	16.77	364
0261 White Lake 7	1703	448	26.31	372
0262 White Lake 8	2347	432	18.41	364
0263 White Lake 9	2030	381	18.77	317
0264 White Lake 10	2174	315	14.49	263

83 PRECINCTS	REGISTERED VOTERS	BALLOTS CAST	TURNOUT PERCENTAGE	REPRESENTATIVE IN CONGRESS 11TH DISTRICT Thaddeus McCotter
0265 White Lake 11	2037	503	24.69	408
0266 White Lake 12	1153	243	21.08	212
0390 Northville 2	2613	624	23.88	537
0392 Novi 1	1868	432	23.13	362
0393 Novi 2	2364	449	18.99	376
0394 Novi 3	1768	313	17.70	249
0395 Novi 4	1867	325	17.41	274
0396 Novi 5	1377	176	12.78	148
0397 Novi 6	1925	341	17.71	282
0398 Novi 7	1622	253	15.60	213
0399 Novi 8	1465	234	15.97	192
0400 Novi 9	2383	405	17.00	342
0401 Novi 10	802	306	38.15	258
0402 Novi 11	1652	183	11.08	150
0403 Novi 12	2561	135	5.27	119
0404 Novi 13	1025	107	10.44	86
0405 Novi 14	1282	262	20.44	219
0406 Novi 15	1780	387	21.74	301
0407 Novi 16	2339	448	19.15	357
0408 Novi 17	2064	390	18.90	317
0409 Novi 18	2092	481	22.99	408
0410 Novi 19	891	176	19.75	144
0411 Novi 20	1218	289	23.73	235
0412 Novi 21	1995	268	13.43	214
0543 South Lyon 1	2629	561	21.34	470
0544 South Lyon 2	1902	296	15.56	241
0545 South Lyon 3	1822	378	20.75	324
0546 South Lyon 4	1364	229	16.79	187
0632 Walled Lake 1	2309	307	13.30	268
0633 Walled Lake 2	2655	393	14.80	329
0634 Wixom 1	2424	475	19.60	400
0635 Wixom 2	1898	397	20.92	337
0636 Wixom 3	2480	140	5.65	109
0637 Wixom 4	2020	370	18.32	313
GRAND TOTALS	154077	31223	20.26	25844

REPRESENTATIVE IN CONGRESS 12TH DISTRICT

108 PRECINCTS	REGISTERED VOTERS	BALLOTS CAST	TURNOUT PERCENTAGE	Don Volaric
0161 Royal Oak Twp 1	1416	6	.42	4
0162 Royal Oak Twp 2	1043	4	.38	2
0343 Ferndale 1	2084	139	6.67	90
0344 Ferndale 2	1989	226	11.36	141
0345 Ferndale 3	1782	139	7.80	101
0346 Ferndale 4	2270	162	7.14	95
0347 Ferndale 5	2121	156	7.36	111
0348 Ferndale 6	1220	70	5.74	46
0349 Ferndale 7	1850	112	6.05	81
0350 Ferndale 8	2364	195	8.25	139
0351 Ferndale 9	1277	74	5.79	55
0353 Hazel Park 1	1574	95	6.04	64
0354 Hazel Park 2	1228	108	8.79	59
0355 Hazel Park 3	1975	113	5.72	78
0356 Hazel Park 4	1409	95	6.74	62
0357 Hazel Park 5	1889	140	7.41	104
0358 Hazel Park 6	1164	116	9.97	73
0359 Hazel Park 7	437	26	5.95	19
0360 Hazel Park 8	986	86	8.72	63
0361 Hazel Park 9	1532	109	7.11	80
0363 Huntington Woods 1	1135	138	12.16	76
0364 Huntington Woods 2	977	139	14.23	96
0365 Huntington Woods 3	1011	142	14.05	100
0366 Huntington Woods 4	956	119	12.45	60
0367 Huntington Woods 5	983	135	13.73	81
0371 Lathrup Village 1	1741	179	10.28	137
0372 Lathrup Village 2	1788	170	9.51	123
0374 Madison Heights 1	1854	146	7.87	119
0375 Madison Heights 2	1525	166	10.89	122
0376 Madison Heights 3	1914	137	7.16	105
0377 Madison Heights 4	1687	141	8.36	104
0378 Madison Heights 5	1574	151	9.59	116
0379 Madison Heights 6	404	37	9.16	31
0380 Madison Heights 7	250	25	10.00	22
0381 Madison Heights 8	703	92	13.09	61
0382 Madison Heights 9	1498	207	13.82	158
0383 Madison Heights 10	710	167	23.52	119
0384 Madison Heights 11	1080	156	14.44	110
0385 Madison Heights 12	2077	293	14.11	216
0386 Madison Heights 13	1915	276	14.41	191
0387 Madison Heights 14	1136	169	14.88	122
0388 Madison Heights 15	2327	105	4.51	74
0420 Oak Park 1	859	99	11.53	54
0421 Oak Park 2	890	36	4.04	28
0422 Oak Park 3	1196	57	4.77	30
0423 Oak Park 4	1903	36	1.89	23
0424 Oak Park 5	935	76	8.13	54
0425 Oak Park 6	858	69	8.04	59
0426 Oak Park 7	1570	40	2.55	30

REPRESENTATIVE IN CONGRESS 12TH DISTRICT

108 PRECINCTS	REGISTERED VOTERS	BALLOTS CAST	TURNOUT PERCENTAGE	Don Volaric
0427 Oak Park 8	1485	26	1.75	19
0428 Oak Park 9	1626	32	1.97	22
0429 Oak Park 10	1062	32	3.01	22
0430 Oak Park 11	936	50	5.34	34
0431 Oak Park 12	1248	13	1.04	6
0432 Oak Park 13	1006	35	3.48	21
0433 Oak Park 14	1209	20	1.65	8
0434 Oak Park 15	1220	99	8.11	73
0435 Oak Park 16	1147	19	1.66	11
0436 Oak Park 17	1060	92	8.68	70
0437 Oak Park 18	1225	22	1.80	19
0438 Oak Park 19	1078	100	9.28	66
0443 Pleasant Ridge 1	1148	177	15.42	106
0444 Pleasant Ridge 2	1093	146	13.36	95
0515 Royal Oak 1	2153	228	10.59	164
0516 Royal Oak 2	2281	255	11.18	160
0548 Southfield 1	1354	64	4.73	44
0549 Southfield 2	1150	99	8.61	72
0550 Southfield 3	1257	71	5.65	47
0551 Southfield 4	1213	88	7.25	63
0552 Southfield 5	1486	104	7.00	67
0553 Southfield 6	1338	68	5.08	47
0554 Southfield 7	1214	65	5.35	40
0555 Southfield 8	1504	42	2.79	24
0556 Southfield 9	1331	49	3.68	31
0557 Southfield 10	1401	74	5.28	50
0558 Southfield 11	1601	65	4.06	48
0559 Southfield 12	1815	48	2.64	34
0560 Southfield 13	1450	47	3.24	31
0561 Southfield 14	1093	45	4.12	28
0562 Southfield 15	1770	87	4.92	62
0563 Southfield 16	1250	57	4.56	41
0564 Southfield 17	1474	37	2.51	26
0565 Southfield 18	958	21	2.19	18
0566 Southfield 19	1205	33	2.74	15
0567 Southfield 20	1450	12	.83	7
0568 Southfield 21	1317	20	1.52	13
0569 Southfield 22	1289	70	5.43	50
0570 Southfield 23	1444	22	1.52	15
0571 Southfield 24	1279	22	1.72	11
0572 Southfield 25	748	19	2.54	14
0573 Southfield 26	963	7	.73	5
0574 Southfield 27	1326	27	2.04	22
0575 Southfield 28	1295	29	2.24	19
0576 Southfield 29	1237	45	3.64	23
0577 Southfield 30	1813	42	2.32	32
0578 Southfield 31	1238	15	1.21	12
0579 Southfield 32	1121	23	2.05	7
0580 Southfield 33	1335	74	5.54	39

108 PRECINCTS	REGISTERED VOTERS	BALLOTS CAST	TURNOUT PERCENTAGE	REPRESENTATIVE IN CONGRESS 12TH DISTRICT Over Vote
0581 Southfield 34	1666	85	5.10	55
0582 Southfield 35	1812	89	4.91	65
0583 Southfield 36	1140	23	2.02	13
0584 Southfield 37	1221	75	6.14	48
0585 Southfield 38	1216	78	6.41	58
0586 Southfield 39	909	33	3.63	25
0587 Southfield 40	1137	22	1.93	16
0588 Southfield 41	1383	104	7.52	79
0589 Southfield 42	1354	33	2.44	20
0590 Southfield 43	1234	45	3.65	34
GRAND TOTALS	146834	9398	6.40	6454

123 PRECINCTS	REGISTERED VOTERS	BALLOTS CAST	TURNOUT PERCENTAGE	STATE SENATOR 12TH DISTRICT					
				John Gaffield	Lois Gden	Jim Marleau	Cpzpzeor	Kim Russell	Gene Tierco
0001 Addison 1	1674	525	31.36	30	13	192	75	119	29
0002 Addison 2	1805	504	27.92	33	13	202	77	79	24
0003 Addison 3	1396	278	19.91	20	9	92	44	51	20
0091 Independence 1	1423	498	35.00	14	11	140	117	95	48
0092 Independence 2	2039	293	14.37	21	11	81	46	59	27
0093 Independence 3	1997	629	31.50	31	16	221	116	117	46
0094 Independence 4	1995	551	27.62	30	21	175	110	100	27
0095 Independence 5	1581	309	19.54	32	13	76	56	57	31
0096 Independence 6	1763	473	26.83	16	8	136	115	93	42
0097 Independence 7	1870	610	32.62	33	9	193	131	119	38
0098 Independence 8	1105	233	21.09	18	11	72	46	44	13
0099 Independence 9	1752	463	26.43	40	20	121	118	81	24
0100 Independence 10	2113	602	28.49	37	23	178	131	105	39
0101 Independence 11	1844	541	29.34	37	11	190	111	74	44
0102 Independence 12	878	246	28.02	11	5	78	74	33	12
0103 Independence 13	1363	431	31.62	35	11	127	99	72	35
0104 Independence 14	2169	433	19.96	33	13	137	88	77	35
0105 Independence 15	1550	358	23.10	28	12	124	71	45	28
0124 Oakland 1	1642	525	31.97	28	13	70	184	161	26
0125 Oakland 2	1456	348	23.90	32	7	108	67	86	16
0126 Oakland 3	681	219	32.16	22	4	53	65	38	16
0127 Oakland 4	1528	482	31.54	32	10	75	176	146	12
0128 Oakland 5	1669	409	24.51	30	6	89	134	88	17
0129 Oakland 6	1770	467	26.38	49	9	90	112	112	29
0130 Oakland 7	2022	516	25.52	37	7	108	203	104	21
0131 Oakland 8	1184	344	29.05	28	8	100	88	72	23
0133 Orion 1	1818	372	20.46	22	17	168	47	62	24
0134 Orion 2	2179	420	19.27	25	11	186	49	97	14
0135 Orion 3	1799	528	29.35	26	18	253	73	93	23
0136 Orion 4	2318	608	26.23	38	20	298	65	93	39
0137 Orion 5	1473	320	21.72	21	4	167	34	39	21
0138 Orion 6	1637	571	34.88	14	7	370	48	82	27
0139 Orion 7	1813	338	18.64	24	11	161	31	46	38
0140 Orion 8	1958	295	15.07	20	10	133	44	37	21
0141 Orion 9	2146	389	18.13	22	5	198	54	69	17
0142 Orion 10	1549	420	27.11	18	14	242	43	53	16
0143 Orion 11	1346	281	20.88	21	7	154	28	37	13
0144 Orion 12	1837	347	18.89	14	10	174	53	44	22
0145 Orion 13	1707	357	20.91	10	6	194	41	46	29
0146 Orion 14	1092	285	26.10	12	14	146	39	45	14
0149 Oxford 1	2418	485	20.06	25	14	202	33	119	35
0150 Oxford 2	2096	276	13.17	14	10	141	19	46	19
0151 Oxford 3	2325	639	27.48	37	14	295	77	114	27
0152 Oxford 4	2190	517	23.61	29	11	241	41	120	26
0153 Oxford 5	1543	226	14.65	16	7	102	28	39	11
0154 Oxford 6	1991	498	25.01	29	20	208	58	94	20
0155 Oxford 7	1823	397	21.78	37	13	155	29	91	26
0220 W. Bloomfield 5	2011	392	19.49	2	0	0	0	0	0

123 PRECINCTS	REGISTERED VOTERS	BALLOTS CAST	TURNOUT PERCENTAGE	STATE SENATOR 12TH DISTRICT					
				John Garfield	Lois Gold en	Jim Marleau	Cropper Zopp eor	Kim Russell	Gerald Teanier cio
0268 Auburn Hills 1	1046	181	17.30	21	8	50	31	37	19
0269 Auburn Hills 2	1485	167	11.25	13	8	29	30	37	19
0270 Auburn Hills 3	1707	217	12.71	18	9	33	49	46	31
0271 Auburn Hills 4	1748	201	11.50	24	7	69	22	39	12
0272 Auburn Hills 5	1331	285	21.41	27	7	55	56	50	61
0273 Auburn Hills 6	1967	476	24.20	56	22	106	118	87	38
0274 Auburn Hills 7	1826	182	9.97	23	15	23	37	37	18
0275 Auburn Hills 8	1610	139	8.63	16	5	33	28	23	20
0276 Auburn Hills 9	1280	148	11.56	16	7	24	35	34	13
0298 Clarkston 1	818	306	37.41	14	5	102	83	47	7
0369 Keego Harbor 1	1995	261	13.08	23	12	32	60	61	19
0370 Lake Angelus 1	278	158	56.83	11	0	33	49	22	15
0446 Pontiac 1	1943	8	.41	1	1	1	0	1	0
0447 Pontiac 2	1799	5	.28	0	2	0	0	1	1
0448 Pontiac 3	2086	19	.91	4	2	4	1	2	3
0449 Pontiac 4	1234	20	1.62	1	2	1	3	7	3
0450 Pontiac 5	1065	76	7.14	11	1	7	7	23	7
0451 Pontiac 6	1501	128	8.53	14	9	31	24	29	4
0452 Pontiac 7	1855	35	1.89	7	4	4	3	10	3
0453 Pontiac 8	2002	80	4.00	7	11	13	7	22	6
0454 Pontiac 9	731	10	1.37	0	1	3	3	2	0
0455 Pontiac 10	1060	26	2.45	1	2	3	5	8	4
0456 Pontiac 11	2347	97	4.13	15	2	22	6	33	12
0457 Pontiac 12	1032	39	3.78	8	3	7	6	8	6
0458 Pontiac 13	1769	51	2.88	11	7	10	7	7	5
0459 Pontiac 14	2362	120	5.08	7	11	26	10	28	14
0460 Pontiac 15	1382	87	6.30	4	7	22	7	29	8
0461 Pontiac 16	816	66	8.09	16	4	18	5	14	2
0462 Pontiac 17	1940	105	5.41	7	3	28	12	25	11
0463 Pontiac 18	1806	44	2.44	3	5	10	4	8	3
0464 Pontiac 19	1833	48	2.62	5	1	13	12	8	5
0465 Pontiac 20	1516	11	.73	1	0	1	4	3	1
0466 Pontiac 21	1677	45	2.68	6	1	10	9	8	5
0467 Pontiac 22	1734	32	1.85	7	0	6	3	7	3
0468 Pontiac 23	319	0		0	0	0	0	0	0
0469 Pontiac 24	1281	9	.70	2	2	0	2	2	1
0470 Pontiac 25	2553	27	1.06	4	3	6	2	5	3
0471 Pontiac 26	996	11	1.10	0	2	4	1	0	1
0472 Pontiac 27	1527	5	.33	0	1	0	0	3	0
0473 Pontiac 28	1847	26	1.41	6	4	2	3	7	4
0476 Rochester 1	1760	306	17.39	25	9	39	107	96	8
0477 Rochester 2	2458	489	19.89	46	12	56	121	200	20
0478 Rochester 3	1341	227	16.93	27	4	32	48	89	9
0479 Rochester 4	1042	218	20.92	13	3	39	62	76	11
0480 Rochester 5	2693	703	26.10	59	10	108	168	260	36
0482 Rochester Hills 1	1894	415	21.91	48	10	61	137	81	23
0483 Rochester Hills 2	1105	125	11.31	16	8	22	20	35	7
0484 Rochester Hills 3	1914	388	20.27	97	13	63	33	67	53

				STATE SENATOR 12TH DISTRICT					
123 PRECINCTS	REGISTERED VOTERS	BALLOTS CAST	TURNOUT PERCENTAGE	John Gaffield	Lois Gilden	Jim Marleau	Cory Pzpzeor	Kim Russell	Gene Talerico
0485 Rochester Hills 4	2159	465	21.54	59	25	65	106	143	20
0486 Rochester Hills 5	1912	391	20.45	58	30	82	77	72	24
0487 Rochester Hills 6	955	235	24.61	36	19	32	44	54	25
0488 Rochester Hills 7	1024	284	27.73	36	6	54	90	64	17
0489 Rochester Hills 8	978	321	32.82	27	7	61	84	94	13
0490 Rochester Hills 9	2141	625	29.19	56	26	106	209	153	26
0491 Rochester Hills 10	1393	355	25.48	34	7	56	94	105	23
0492 Rochester Hills 11	2573	383	14.89	71	27	63	79	72	34
0493 Rochester Hills 12	2097	563	26.85	49	11	104	159	146	31
0494 Rochester Hills 13	2518	507	20.14	73	13	82	88	138	63
0495 Rochester Hills 14	2814	559	19.86	67	15	70	114	190	55
0496 Rochester Hills 15	1630	166	10.18	25	9	24	29	47	17
0497 Rochester Hills 16	1179	191	16.20	42	15	34	16	52	18
0498 Rochester Hills 17	1463	487	33.29	58	11	120	137	102	12
0499 Rochester Hills 18	1387	438	31.58	26	16	88	89	143	47
0500 Rochester Hills 19	1314	442	33.64	28	11	89	128	117	25
0501 Rochester Hills 20	1075	266	24.74	47	8	56	47	71	11
0502 Rochester Hills 21	2752	657	23.87	76	36	120	144	162	47
0503 Rochester Hills 22	1309	322	24.60	43	11	67	55	91	30
0504 Rochester Hills 23	1256	287	22.85	28	16	67	56	66	15
0505 Rochester Hills 24	1556	412	26.48	50	18	93	85	102	26
0506 Rochester Hills 25	2076	549	26.45	37	13	119	159	141	32
0507 Rochester Hills 26	2468	702	28.44	54	10	136	245	178	30
0508 Rochester Hills 27	2680	481	17.95	61	18	90	122	126	21
0509 Rochester Hills 28	1968	201	10.21	36	6	40	42	34	13
0510 Rochester Hills 29	989	270	27.30	18	8	47	53	69	53
0594 Sylvan Lake 1	1376	341	24.78	28	17	68	83	44	13
GRAND TOTALS	205691	37970	18.46	3197	1211	10710	7662	8193	2499

125 PRECINCTS	REGISTERED VOTERS	BALLOTS CAST	TURNOUT PERCENTAGE	STATE SENATOR 13TH DISTRICT Rocky Raffi Coleman	Dark Horse Jason Allen	Republican Write-In Totals
0005 Bloomfield 1	920	284	30.87	21	21	205
0006 Bloomfield 2	647	170	26.28	13	28	105
0007 Bloomfield 3	1253	368	29.37	30	38	254
0008 Bloomfield 4	1165	314	26.95	28	31	224
0009 Bloomfield 5	987	265	26.85	24	30	163
0010 Bloomfield 6	1197	427	35.67	27	56	306
0011 Bloomfield 7	625	160	25.60	14	17	101
0012 Bloomfield 8	2081	725	34.84	38	73	533
0013 Bloomfield 9	1444	452	31.30	30	44	321
0014 Bloomfield 10	1471	394	26.78	38	38	262
0015 Bloomfield 11	1406	400	28.45	33	60	248
0016 Bloomfield 12	1304	214	16.41	10	32	145
0017 Bloomfield 13	1095	378	34.52	24	35	280
001B Bloomfield 14	1244	40B	32.80	26	43	301
0019 Bloomfield 15	710	223	31.41	15	21	151
0020 Bloomfield 16	1092	238	21.79	22	25	150
0021 8loomfield 17	569	126	22.14	17	1B	79
0022 Bloomfield 18	878	242	27.56	7	16	198
0023 Bloomfield 19	1141	373	32.69	30	35	259
0024 Bloomfield 20	999	269	26.93	24	26	193
0025 Bloomfield 21	1067	409	38.33	33	41	301
0026 Bloomfield 22	1344	332	24.70	31	28	235
0027 Bloomfield 23	845	276	32.66	12	26	206
0028 Bloomfield 24	918	278	30.28	14	20	218
0029 Bloomfield 25	648	71	10.96	14	11	39
0030 Bloomfield 26	969	321	33.13	9	33	247
0031 Bloomfield 27	679	121	17.82	11	12	85
0032 Bloomfield 28	631	236	37.40	13	19	165
0033 Bloomfield 29	B28	251	30.31	9	23	181
0034 Bloomfield 30	1563	394	25.21	23	33	276
0035 Bloomfield 31	595	282	47.39	13	28	212
0036 Bloomfield 32	1026	271	26.41	22	22	190
0278 Berkley 1	2092	386	18.45	37	68	223
0279 Berkley 2	1859	384	20.66	36	49	241
0280 Berkley 3	2774	398	14.35	31	72	249
0281 Berkley 4	1684	299	17.76	21	47	183
0282 Berkley 5	1327	218	16.43	20	45	130
0283 Berkley 6	2144	308	14.37	26	58	183
0285 Birmingham 1	1809	477	26.37	40	50	328
0286 Birmingham 2	1754	419	23.89	21	33	308
0287 Birmingham 3	1666	350	21.01	30	35	235
0288 Birmingham 4	1873	560	29.90	34	40	381
0289 Birmingham 5	1773	494	27.86	25	47	343
0290 Birmingham 6	1994	443	22.22	31	62	260
0291 Birmingham 7	1973	334	16.93	27	34	225
0292 Birmingham 8	1648	282	17.11	15	34	188

STATE SENATOR 13TH DISTRICT

125 PRECINCTS	REGISTERED VOTERS	BALLOTS CAST	TURNOUT PERCENTAGE	Robin Richard Avid	Mark Jeffrey Kniffen	John Paul Pappageorge
0293 Birmingham 9	1389	253	18.21	15	39	162
0295 Bloomfield Hills 1	1947	616	31.64	40	49	452
0296 Bloomfield Hills 2	1499	444	29.62	35	47	308
0299 Clawson 1	2102	360	17.13	21	46	252
0300 Clawson 2	969	130	13.42	5	16	101
0301 Clawson 3	2065	367	17.77	1B	54	269
0302 Clawson 4	1057	237	22.42	12	31	166
0303 Clawson 5	914	162	17.72	10	19	118
0304 Clawson 6	2229	440	19.74	27	48	321
0374 Madison Heights 1	1B54	146	7.87	8	34	86
0375 Madison Heights 2	1525	166	10.89	8	39	104
0376 Madison Heights 3	1914	137	7.16	9	29	86
0377 Madison Heights 4	1687	141	8.36	9	45	73
0378 Madison Heights 5	1574	151	9.59	14	27	94
0379 Madison Heights 6	404	37	9.16	2	8	25
0380 Madison Heights 7	250	25	10.00	1	5	15
03B1 Madison Heights 8	703	92	13.09	5	15	58
0382 Madison Heights 9	1498	207	13.82	8	37	138
03B3 Madison Heights 10	710	167	23.52	7	27	111
0384 Madison Heights 11	1080	156	14.44	6	27	106
0385 Madison Heights 12	2077	293	14.11	24	55	1B7
0386 Madison Heights 13	1915	276	14.41	16	40	188
0387 Madison Heights 14	1136	169	14.88	11	28	104
0388 Madison Heights 15	2327	105	4.51	3	25	60
0515 Royal Oak 1	2153	228	10.59	22	32	140
0516 Royal Oak 2	2281	255	11.18	15	49	150
0517 Royal Oak 3	1583	187	11.81	15	30	120
0518 Royal Oak 4	1745	202	11.58	13	33	128
0519 Royal Oak 5	1803	197	10.93	15	30	117
0520 Royal Oak 6	2615	259	9.90	30	30	157
0521 Royal Oak 8	2351	482	20.50	30	75	329
0522 Royal Oak 9	2400	259	10.79	19	49	147
0523 Royal Oak 10	2484	334	13.45	25	56	204
0524 Royal Oak 11	1278	143	11.19	8	31	87
0525 Royal Oak 12	1B38	274	14.91	19	40	187
0526 Royal Oak 13	2042	387	18.95	32	45	272
0527 Royal Oak 14	1571	399	25.40	21	48	285
0528 Royal Oak 15	1571	153	9.74	16	11	100
0529 Royal Oak 16	2672	468	17.51	33	50	321
0530 Royal Oak 17	1856	351	18.91	32	50	230
0531 Royal Oak 18	1918	254	13.24	16	35	165
0532 Royal Oak 19	2592	434	16.74	31	72	272
0533 Royal Oak 20	2102	361	17.17	27	55	239
0534 Royal Oak 21	1971	269	13.65	21	36	180
0535 Royal Oak 22	2214	467	21.09	34	57	320
0536 Royal Oak 23	1719	245	14.25	16	54	135

125 PRECINCTS	REGISTERED VOTERS	BALLOTS CAST	TURNOUT PERCENTAGE	STATE SENATOR 13TH DISTRICT Roi Chinn	David R. Kniffen	John Pappageorge
0537 Royal Oak 24	1072	168	15.67	11	17	120
0538 Royal Oak 25	1708	229	13.41	23	29	153
0596 Troy 1	1227	248	20.21	17	42	168
0597 Troy 2	2161	523	24.20	30	69	389
0598 Troy 3	1810	462	25.52	28	52	313
0599 Troy 4	2706	605	22.36	41	97	397
0600 Troy 5	1399	469	33.52	32	51	338
0601 Troy 6	535	161	30.09	6	23	119
0602 Troy 7	1715	450	26.24	33	49	330
0603 Troy 8	1893	409	21.61	25	60	294
0604 Troy 9	2168	537	24.77	28	94	364
0605 Troy 10	1860	435	23.39	18	71	315
0606 Troy 11	1850	471	25.46	19	54	369
0607 Troy 12	1363	343	25.17	34	48	233
0608 Troy 13	2710	598	22.07	44	69	440
0609 Troy 14	1849	420	22.71	26	46	308
0610 Troy 15	1792	422	23.55	35	61	280
0611 Troy 16	1481	359	24.24	27	49	255
0612 Troy 17	2249	515	22.90	36	50	391
0613 Troy 18	1545	464	30.03	29	39	352
0614 Troy 19	1490	470	31.54	27	53	349
0615 Troy 20	2151	521	24.22	24	47	419
0616 Troy 21	1426	223	15.64	12	39	145
0617 Troy 22	2438	458	18.79	29	57	329
0618 Troy 23	2349	409	17.41	21	38	305
0619 Troy 24	2395	400	16.70	17	66	296
0620 Troy 25	2419	331	13.68	14	47	245
0621 Troy 26	2250	250	11.11	16	38	165
0622 Troy 27	1862	195	10.47	10	25	138
0623 Troy 28	1545	169	10.94	12	32	99
0624 Troy 29	2349	639	27.20	40	64	483
0625 Troy 30	637	106	16.64	4	16	76
0626 Troy 31	743	211	28.40	3	28	161
GRAND TOTALS	198442	39579	19.94	2644	5035	27317

134 PRECINCTS	REGISTERED VOTERS	BALLOTS CAST	TURNOUT PERCENTAGE	STATE SENATOR 14TH DISTRICT James M. Hardin	Michael A. Peters	Robert A. Vaughan
0161 Royal Oak Twp 1	1416	6	.42	1	2	0
0162 Royal Oak Twp 2	1043	4	.38	0	2	0
0164 Southfield Twp 1	899	187	20.80	40	52	40
0165 Southfield Twp 2	977	241	24.67	41	76	49
0166 Southfield Twp 3	765	200	26.14	40	62	43
0167 Southfield Twp 4	1196	369	30.85	50	109	61
0168 Southfield Twp 5	1276	290	22.73	38	86	48
0169 Southfield Twp 6	1909	538	28.18	70	166	116
0170 Southfield Twp 7	1061	291	27.43	52	86	56
0171 Southfield Twp 8	1295	314	24.25	56	75	46
0172 Southfield Twp 9	1074	233	21.69	36	70	44
0173 Southfield Twp 10	920	273	29.67	49	71	64
0306 Farmington 1	973	261	26.82	31	97	32
0307 Farmington 2	1399	303	21.66	38	108	63
0308 Farmington 3	1271	314	24.70	38	124	66
0309 Farmington 4	1232	213	17.29	35	72	53
0310 Farmington 5	1006	272	27.04	37	98	59
0311 Farmington 6	1367	259	18.95	32	95	55
0313 Farmington Hills 1	1981	290	14.64	44	106	53
0314 Farmington Hills 2	2253	362	16.07	57	122	72
0315 Farmington Hills 3	2324	439	18.89	50	165	84
0316 Farmington Hills 4	2286	440	19.25	62	145	87
0317 Farmington Hills 5	1875	231	12.32	37	84	51
0318 Farmington Hills 6	1270	72	5.67	11	20	23
0319 Farmington Hills 7	2051	457	22.28	63	173	86
0320 Farmington Hills 8	1839	373	20.28	49	118	75
0321 Farmington Hills 9	2465	542	21.99	73	200	104
0322 Farmington Hills 10	2567	528	20.57	73	187	113
0323 Farmington Hills 11	2344	274	11.69	44	109	50
0324 Farmington Hills 12	1826	333	18.24	47	115	75
0325 Farmington Hills 13	1770	381	21.53	60	157	57
0326 Farmington Hills 14	2077	580	27.92	79	201	141
0327 Farmington Hills 15	1142	267	23.38	25	134	51
0328 Farmington Hills 16	2549	569	22.32	67	248	97
0329 Farmington Hills 17	2673	124	4.64	23	46	32
0330 Farmington Hills 18	1375	306	22.25	48	100	75
0331 Farmington Hills 19	1939	317	16.35	48	115	64
0332 Farmington Hills 20	2482	347	13.98	64	121	77
0333 Farmington Hills 21	2469	365	14.78	57	129	84
0334 Farmington Hills 22	1900	338	17.79	39	147	61
0335 Farmington Hills 23	1691	477	28.21	71	151	111
0336 Farmington Hills 24	2709	560	20.67	79	194	130
0337 Farmington Hills 25	2582	391	15.14	60	167	86
033B Farmington Hills 26	2419	298	12.32	36	132	66
0339 Farmington Hills 27	2459	213	8.66	32	61	69
0343 Ferndale 1	2084	139	6.67	30	33	36
0344 Ferndale 2	1989	226	11.36	34	73	46
0345 Ferndale 3	1782	139	7.80	24	47	29
0346 Ferndale 4	2270	162	7.14	21	50	30

134 PRECINCTS	REGISTERED VOTERS	BALLOTS CAST	TURNOUT PERCENTAGE	STATE SENATOR 14TH DISTRICT James M. Hardin	Michael A. Peters	Robert A. Vaughan
0347 Ferndale 5	2121	156	7.36	26	49	43
0348 Ferndale 6	1220	70	5.74	12	17	18
0349 Ferndale 7	1850	112	6.05	11	36	37
0350 Ferndale 8	2364	195	8.25	31	67	52
0351 Ferndale 9	1277	74	5.79	16	19	20
0353 Hazel Park 1	1574	95	6.04	18	32	22
0354 Hazel Park 2	1228	108	8.79	16	27	18
0355 Hazel Park 3	1975	113	5.72	16	37	27
0356 Hazel Park 4	1409	95	6.74	25	23	21
0357 Hazel Park 5	1889	140	7.41	27	53	31
0358 Hazel Park 6	1164	116	9.97	14	35	34
0359 Hazel Park 7	437	26	5.95	3	11	6
0360 Hazel Park 8	986	86	8.72	16	35	19
0361 Hazel Park 9	1532	109	7.11	22	35	29
0363 Huntington Woods 1	1135	138	12.16	21	35	19
0364 Huntington Woods 2	977	139	14.23	21	49	23
0365 Huntington Woods 3	1011	142	14.05	20	46	22
0366 Huntington Woods 4	956	119	12.45	14	32	19
0367 Huntington Woods 5	983	135	13.73	20	50	18
0371 Lathrup Village 1	1741	179	10.28	31	66	38
0372 Lathrup Village 2	1788	170	9.51	30	63	33
0420 Oak Park 1	859	99	11.53	8	33	15
0421 Oak Park 2	890	36	4.04	7	15	10
0422 Oak Park 3	1196	57	4.77	8	12	11
0423 Oak Park 4	1903	36	1.89	3	12	4
0424 Oak Park 5	935	76	8.13	10	32	19
0425 Oak Park 6	858	69	8.04	12	33	11
0426 Oak Park 7	1570	40	2.55	3	17	12
0427 Oak Park 8	1485	26	1.75	6	5	5
0428 Oak Park 9	1626	32	1.97	3	10	13
0429 Oak Park 10	1062	32	3.01	4	7	10
0430 Oak Park 11	936	50	5.34	6	22	9
0431 Oak Park 12	1248	13	1.04	2	4	3
0432 Oak Park 13	1006	35	3.48	8	15	7
0433 Oak Park 14	1209	20	1.65	4	2	2
0434 Oak Park 15	1220	99	8.11	13	37	18
0435 Oak Park 16	1147	19	1.66	1	8	2
0436 Oak Park 17	1060	92	8.68	22	26	13
0437 Oak Park 18	1225	22	1.80	6	4	9
0438 Oak Park 19	1078	100	9.28	12	35	18
0443 Pleasant Ridge 1	1148	177	15.42	32	55	29
0444 Pleasant Ridge 2	1093	146	13.36	14	48	28
0548 Southfield 1	1354	64	4.73	10	25	8
0549 Southfield 2	1150	99	8.61	18	35	22
0550 Southfield 3	1257	71	5.65	15	16	16
0551 Southfield 4	1213	88	7.25	18	23	19
0552 Southfield 5	1486	104	7.00	15	32	15
0553 Southfield 6	1338	68	5.08	14	21	9
0554 Southfield 7	1214	65	5.35	7	26	13

134 PRECINCTS	REGISTERED VOTERS	BALLOTS CAST	TURNOUT PERCENTAGE	STATE SENATOR 14TH DISTRICT James M. Hardin	Michael A. Peters	Robert A. Vaughan
0555 Southfield 8	1504	42	2.79	6	10	11
0556 Southfield 9	1331	49	3.68	10	22	3
0557 Southfield 10	1401	74	5.28	15	24	15
0558 Southfield 11	1601	65	4.06	6	31	15
0559 Southfield 12	1815	48	2.64	6	19	14
0560 Southfield 13	1450	47	3.24	9	14	9
0561 Southfield 14	1093	45	4.12	3	17	8
0562 Southfield 15	1770	87	4.92	18	30	15
0563 Southfield 16	1250	57	4.56	9	19	17
0564 Southfield 17	1474	37	2.51	6	13	5
0565 Southfield 18	958	21	2.19	0	14	5
0566 Southfield 19	1205	33	2.74	3	14	3
0567 Southfield 20	1450	12	.83	1	3	4
0568 Southfield 21	1317	20	1.52	2	8	6
0569 Southfield 22	1289	70	5.43	12	20	23
0570 Southfield 23	1444	22	1.52	3	8	6
0571 Southfield 24	1279	22	1.72	0	8	6
0572 Southfield 25	748	19	2.54	4	7	3
0573 Southfield 26	963	7	.73	1	0	4
0574 Southfield 27	1326	27	2.04	7	10	5
0575 Southfield 28	1295	29	2.24	2	8	10
0576 Southfield 29	1237	45	3.64	7	14	9
0577 Southfield 30	1813	42	2.32	14	7	12
0578 Southfield 31	1238	15	1.21	3	4	2
0579 Southfield 32	1121	23	2.05	1	6	2
0580 Southfield 33	1335	74	5.54	10	22	9
0581 Southfield 34	1666	85	5.10	18	20	22
0582 Southfield 35	1812	89	4.91	17	26	22
0583 Southfield 36	1140	23	2.02	5	2	7
0584 Southfield 37	1221	75	6.14	13	16	22
0585 Southfield 38	1216	78	6.41	11	20	27
0586 Southfield 39	909	33	3.63	3	18	4
0587 Southfield 40	1137	22	1.93	2	9	6
0588 Southfield 41	1383	104	7.52	27	22	29
0589 Southfield 42	1354	33	2.44	4	11	6
0590 Southfield 43	1234	45	3.65	12	14	7
GRAND TOTALS	197683	21079	10.66	3152	7238	4382

116 PRECINCTS	REGISTERED VOTERS	BALLOTS CAST	TURNOUT PERCENTAGE	STATE SENATOR 15TH DISTRICT					
				Kerry Bearinvolio	Paul Garaves	Mike Kowall	John Cherunilam	Alan Mosphens	Steve Vaivenetin
0055 Commerce 1	1519	334	21.99	56	25	152	6	24	14
0056 Commerce 2	2112	418	19.79	53	33	167	18	35	22
0057 Commerce 3	2396	441	18.41	32	38	171	6	35	27
0058 Commerce 4	2200	427	19.41	44	27	163	17	61	14
0059 Commerce 5	2473	573	23.17	51	55	243	16	34	34
0060 Commerce 6	1685	322	19.11	40	25	151	5	29	4
0061 Commerce 7	2055	572	27.83	85	40	248	7	42	36
0062 Commerce 8	2216	498	22.47	44	43	251	14	37	12
0063 Commerce 9	1991	435	21.85	84	23	189	12	19	14
0064 Commerce 10	2020	368	18.22	47	36	139	9	30	14
0065 Commerce 11	2068	336	16.25	54	31	106	8	24	27
0066 Commerce 12	1386	275	19.84	32	19	128	9	10	16
0067 Commerce 13	2053	408	19.87	64	28	178	11	17	15
0068 Commerce 14	1707	209	12.24	31	31	76	5	16	12
0069 Commerce 15	1637	405	24.74	68	38	172	10	23	12
0077 Highland 1	2290	580	25.33	79	34	306	13	31	15
0078 Highland 2	2153	467	21.69	40	34	250	9	35	18
0079 Highland 3	1659	306	18.44	40	19	175	10	11	12
0080 Highland 4	2267	590	26.03	73	34	312	12	39	24
0081 Highland 5	1320	426	32.27	39	39	242	9	21	9
0082 Highland 6	1965	539	27.43	52	46	287	16	26	15
0083 Highland 7	1221	280	22.93	15	13	178	9	23	9
0084 Highland 8	1414	342	24.19	27	30	178	2	19	13
0086 Holly 1	2190	278	12.69	23	53	97	3	20	9
0087 Holly 2	2165	255	11.78	31	33	109	6	18	13
0088 Holly 3	1948	271	13.91	26	48	80	2	29	15
0089 Holly 4	2128	374	17.58	43	53	133	6	27	12
0109 Lyon 1	2481	486	19.59	97	33	157	22	25	27
0110 Lyon 2	2087	469	22.47	71	37	148	15	37	25
0111 Lyon 3	2521	431	17.10	87	40	150	7	14	38
0112 Lyon 4	2855	610	21.37	103	64	189	8	26	32
0114 Milford 1	1677	531	31.66	125	47	188	9	31	16
0115 Milford 2	1509	308	20.41	105	22	93	6	17	8
0116 Milford 3	1688	518	30.69	197	28	142	10	24	16
0117 Milford 4	2405	645	26.82	149	50	215	14	43	31
0118 Milford 5	618	161	26.05	39	9	57	6	10	5
0119 Milford 6	1179	388	32.91	106	29	141	4	20	10
0120 Milford 7	1711	478	27.94	114	24	181	4	46	12
0121 Milford 8	1154	367	31.80	70	16	150	9	37	12
0123 Novi Twp 1	124	30	24.19	4	5	3	2	1	1
0157 Rose 1	1272	274	21.54	37	40	87	5	17	16
0158 Rose 2	1774	403	22.72	46	35	173	9	39	17
0159 Rose 3	1833	421	22.97	72	36	162	10	35	16
0216 W. Bloomfield 1	2143	410	19.13	26	38	121	21	38	27
0217 W. Bloomfield 2	1942	316	16.27	39	34	103	14	33	24
0218 W. Bloomfield 3	1029	209	20.31	16	17	71	19	21	21
0219 W. Bloomfield 4	1118	180	16.10	17	22	50	9	14	14

116 PRECINCTS	REGISTERED VOTERS	BALLOTS CAST	TURNOUT PERCENTAGE	STATE SENATOR 15TH DISTRICT					
				Kerry Bentivolio	Paul Garvas	Mike Kowall	John Cherny	Alan Shepherd	Steve Vantrease
0220 W. Bloomfield 5	2011	392	19.49	37	49	143	18	27	25
0221 W. Bloomfield 6	1321	291	22.03	18	34	65	59	11	18
0222 W. Bloomfield 7	1492	254	17.02	23	18	66	16	30	14
0223 W. Bloomfield 8	2209	551	24.94	57	43	229	25	34	19
0224 W. Bloomfield 9	1604	286	17.83	7	39	80	20	21	22
0225 W. Bloomfield 10	2320	460	19.83	29	36	105	51	52	39
0226 W. Bloomfield 11	1313	242	18.43	9	28	49	14	27	25
0227 W. Bloomfield 12	2048	206	10.06	21	18	58	21	15	14
0228 W. Bloomfield 13	1919	429	22.36	24	26	108	57	33	23
0229 W. Bloomfield 14	1690	305	18.05	17	30	139	6	38	15
0230 W. Bloomfield 15	2584	448	17.34	32	27	110	36	58	24
0231 W. Bloomfield 16	1181	294	24.89	16	26	76	39	21	22
0232 W. Bloomfield 17	1930	367	19.02	25	27	100	32	22	27
0233 W. Bloomfield 18	1622	335	20.65	46	27	105	20	27	27
0234 W. Bloomfield 19	2672	334	12.50	20	26	76	18	41	16
0235 W. Bloomfield 20	1559	229	14.69	10	27	60	11	23	13
0236 W. Bloomfield 21	1752	149	8.50	9	17	41	10	17	18
0237 W. Bloomfield 22	2387	309	12.95	24	19	104	16	43	29
0238 W. Bloomfield 23	2230	259	11.61	17	22	71	10	32	13
0239 W. Bloomfield 24	1640	150	9.15	15	20	36	2	10	18
0240 W. Bloomfield 25	2106	474	22.51	33	47	213	26	26	24
0241 W. Bloomfield 26	1714	171	9.98	15	14	46	6	15	14
0242 W. Bloomfield 27	1216	265	21.79	31	19	97	16	15	13
0255 White Lake 1	1991	472	23.71	30	11	319	15	22	6
0256 White Lake 2	2251	517	22.97	37	25	361	8	36	12
0257 White Lake 3	1250	318	25.44	26	14	217	7	12	9
0258 White Lake 4	927	220	23.73	13	15	152	2	8	3
0259 White Lake 5	2137	532	24.89	11	32	404	4	33	8
0260 White Lake 6	2623	440	16.77	19	18	305	10	28	22
0261 White Lake 7	1703	448	26.31	32	23	294	8	29	11
0262 White Lake 8	2347	432	18.41	31	25	291	6	27	24
0263 White Lake 9	2030	381	18.77	25	19	256	6	18	14
0264 White Lake 10	2174	315	14.49	28	21	207	3	9	11
0265 White Lake 11	2037	503	24.69	26	33	360	4	34	11
0266 White Lake 12	1153	243	21.08	18	17	156	6	13	6
0342 Fenton 2	2	0		0	0	0	0	0	0
0390 Northville 2	2613	624	23.88	55	55	247	9	27	35
0392 Novi 1	1868	432	23.13	51	43	178	15	23	22
0393 Novi 2	2364	449	18.99	54	47	152	7	39	24
0394 Novi 3	1768	313	17.70	42	31	119	4	12	24
0395 Novi 4	1867	325	17.41	57	30	107	9	14	29
0396 Novi 5	1377	176	12.78	18	20	52	7	10	12
0397 Novi 6	1925	341	17.71	32	40	132	4	19	28
0398 Novi 7	1622	253	15.60	39	38	85	5	17	13
0399 Novi 8	1465	234	15.97	39	31	72	4	9	18
0400 Novi 9	2383	405	17.00	54	34	151	6	35	25
0401 Novi 10	802	306	38.15	30	37	124	5	23	18

STATE SENATOR 15TH DISTRICT

116 PRECINCTS	REGISTERED VOTERS	BALLOTS CAST	TURNOUT PERCENTAGE	Kerry Bentivolio	Paul Graves	Mike Kowall	John Cyrus Mohyi	Alan Stephens	Steven Valentini
0402 Novi 11	1652	183	11.08	16	18	72	6	10	4
0403 Novi 12	2561	135	5.27	25	23	26	6	12	11
0404 Novi 13	1025	107	10.44	17	9	33	5	5	4
0405 Novi 14	1282	262	20.44	23	33	91	4	20	11
0406 Novi 15	1780	387	21.74	36	38	123	11	21	25
0407 Novi 16	2339	448	19.15	43	40	181	12	17	27
0408 Novi 17	2064	390	18.90	38	36	136	7	19	26
0409 Novi 18	2092	481	22.99	57	60	178	9	21	23
0410 Novi 19	891	176	19.75	27	14	44	8	8	14
0411 Novi 20	1218	289	23.73	50	24	100	6	13	10
0412 Novi 21	1995	268	13.43	46	22	92	7	11	14
0441 Orchard Lake 1	1850	447	24.16	38	35	145	17	49	28
0543 South Lyon 1	2629	561	21.34	42	55	222	14	48	37
0544 South Lyon 2	1902	296	15.56	43	43	86	4	12	15
0545 South Lyon 3	1822	378	20.75	50	49	113	9	18	22
0546 South Lyon 4	1364	229	16.79	31	40	57	5	19	9
0632 Walled Lake 1	2309	307	13.30	40	25	113	14	25	18
0633 Walled Lake 2	2655	393	14.80	56	34	146	9	35	21
0634 Wixom 1	2424	475	19.60	59	36	161	7	54	22
0635 Wixom 2	1898	397	20.92	72	29	133	10	29	19
0636 Wixom 3	2480	140	5.65	12	13	40	5	12	10
0637 Wixom 4	2020	370	18.32	55	26	144	7	25	13
GRAND TOTALS	212809	41362	19.44	4971	3554	16816	1318	2881	2045

STATE SENATOR 26TH DISTRICT

45 PRECINCTS	REGISTERED VOTERS	BALLOTS CAST	TURNOUT PERCENTAGE	Fran Amos	Michael Matheny	David B. Robertson	Tim Terpening
0048 Brandon 1	2053	439	21.38	65	49	215	15
0049 Brandon 2	2134	478	22.40	72	58	216	21
0050 Brandon 3	2193	515	23.48	88	61	209	33
0051 Brandon 4	2377	582	24.48	108	74	232	36
0052 Brandon 5	1569	127	8.09	46	13	43	6
0053 Brandon 6	1060	221	20.85	46	27	91	9
0073 Groveland 1	1542	377	24.45	57	36	201	23
0074 Groveland 2	1509	246	16.30	44	25	117	11
0075 Groveland 3	1116	312	27.96	59	31	149	16
0176 Springfield 1	1517	446	29.40	96	57	184	28
0177 Springfield 2	1518	318	20.95	55	36	149	21
0178 Springfield 3	1946	471	24.20	118	57	174	33
0179 Springfield 4	1408	333	23.65	78	31	146	24
0180 Springfield 5	1605	425	26.48	84	59	184	14
0181 Springfield 6	1595	381	23.89	70	51	170	9
0182 Springfield 7	814	236	28.99	50	14	107	18
0184 Waterford 1	1893	352	18.59	147	31	122	18
0185 Waterford 2	1958	381	19.46	153	43	125	15
0186 Waterford 3	1350	258	19.11	132	14	73	16
0187 Waterford 4	2117	276	13.04	120	21	74	30
0188 Waterford 5	1939	289	14.90	154	21	73	9
0189 Waterford 6	2253	395	17.53	170	38	135	18
0190 Waterford 7	1770	429	24.24	237	22	127	19
0191 Waterford 8	2002	462	23.08	227	37	148	24
0192 Waterford 9	1477	364	24.64	153	23	136	20
0193 Waterford 10	1804	396	21.95	187	39	125	19
0194 Waterford 11	1809	320	17.69	163	22	95	12
0195 Waterford 12	1874	430	22.95	182	33	168	23
0196 Waterford 13	1702	166	9.75	87	12	43	10
0197 Waterford 14	1397	278	19.90	122	24	100	10
0198 Waterford 15	1864	279	14.97	117	19	109	16
0199 Waterford 16	1869	298	15.94	121	25	102	13
0200 Waterford 17	2250	250	11.11	134	18	66	6
0201 Waterford 18	1700	283	16.65	127	24	89	19
0202 Waterford 19	1870	237	12.67	112	21	71	10
0203 Waterford 20	1816	174	9.58	82	15	64	7
0204 Waterford 21	1802	274	15.21	117	29	95	16
0205 Waterford 22	2139	289	13.51	142	35	63	18
0206 Waterford 23	2069	323	15.61	172	22	97	11
0207 Waterford 24	2222	337	15.17	161	30	91	22
0208 Waterford 25	2079	322	15.49	135	35	94	22
0209 Waterford 26	1944	215	11.06	96	31	59	11
0210 Waterford 27	1951	246	12.61	105	31	69	12
0211 Waterford 28	1714	220	12.84	92	27	63	12
0212 Waterford 29	1581	232	14.67	106	32	55	12
GRAND TOTALS	80171	14682	18.31	5189	1453	5318	767

39 PRECINCTS	REGISTERED VOTERS	BALLOTS CAST	VOTER TURNOUT PERCENTAGE	REPRESENTATIVE IN STATE LEGISLATURE 26TH DISTRICT Kreiman	 Walsh
0374 Madison Heights 1	1854	146	7.87	66	50
0375 Madison Heights 2	1525	166	10.89	59	63
0376 Madison Heights 3	1914	137	7.16	70	46
0377 Madison Heights 4	1687	141	8.36	50	59
0378 Madison Heights 5	1574	151	9.59	63	53
0379 Madison Heights 6	404	37	9.16	15	18
0380 Madison Heights 7	250	25	10.00	12	7
0381 Madison Heights 8	703	92	13.09	34	29
0382 Madison Heights 9	1498	207	13.82	92	68
0383 Madison Heights 10	710	167	23.52	63	55
0384 Madison Heights 11	1080	156	14.44	60	54
0385 Madison Heights 12	2077	293	14.11	118	102
0386 Madison Heights 13	1915	276	14.41	89	95
0387 Madison Heights 14	1136	169	14.88	60	62
0388 Madison Heights 15	2327	105	4.51	45	37
0515 Royal Oak 1	2153	228	10.59	84	85
0516 Royal Oak 2	2281	255	11.18	101	75
0517 Royal Oak 3	1583	187	11.81	71	63
0518 Royal Oak 4	1745	202	11.58	64	71
0519 Royal Oak 5	1803	197	10.93	80	53
0520 Royal Oak 6	2615	259	9.90	99	82
0521 Royal Oak 8	2351	482	20.50	227	135
0522 Royal Oak 9	2400	259	10.79	113	73
0523 Royal Oak 10	2484	334	13.45	146	103
0524 Royal Oak 11	1278	143	11.19	64	40
0525 Royal Oak 12	1838	274	14.91	151	73
0526 Royal Oak 13	2042	387	18.95	199	104
0527 Royal Oak 14	1571	399	25.40	237	99
0528 Royal Oak 15	1571	153	9.74	71	43
0529 Royal Oak 16	2672	468	17.51	272	115
0530 Royal Oak 17	1856	351	18.91	204	90
0531 Royal Oak 18	1918	254	13.24	116	83
0532 Royal Oak 19	2592	434	16.74	171	151
0533 Royal Oak 20	2102	361	17.17	215	92
0534 Royal Oak 21	1971	269	13.65	105	94
0535 Royal Oak 22	2214	467	21.09	174	139
0536 Royal Oak 23	1719	245	14.25	82	91
0537 Royal Oak 24	1072	168	15.67	70	51
0538 Royal Oak 25	1708	229	13.41	95	72
GRAND TOTALS	68193	9273	13.60	4107	2875

REPRESENTATIVE IN STATE LEGISLATURE 27TH DISTRICT

47 PRECINCTS	REGISTERED VOTERS	BALLOTS CAST	TURNOUT PERCENTAGE	Michelangelo Fortuna, III	Ivan Kiang
0278 Berkley 1	2092	386	18.45	118	103
0279 Berkley 2	1859	384	20.66	138	95
0280 Berkley 3	2774	398	14.35	160	104
0281 Berkley 4	1684	299	17.76	85	94
0282 Berkley 5	1327	218	16.43	89	56
0283 Berkley 6	2144	308	14.37	112	89
0343 Ferndale 1	2084	139	6.67	48	42
0344 Ferndale 2	1989	226	11.36	64	71
0345 Ferndale 3	1782	139	7.80	61	36
0346 Ferndale 4	2270	162	7.14	58	32
0347 Ferndale 5	2121	156	7.36	60	38
0348 Ferndale 6	1220	70	5.74	24	19
0349 Ferndale 7	1850	112	6.05	49	28
0350 Ferndale 8	2364	195	8.25	75	53
0351 Ferndale 9	1277	74	5.79	26	25
0353 Hazel Park 1	1574	95	6.04	40	28
0354 Hazel Park 2	1228	108	8.79	27	25
0355 Hazel Park 3	1975	113	5.72	41	33
0356 Hazel Park 4	1409	95	6.74	42	21
0357 Hazel Park 5	1889	140	7.41	48	52
0358 Hazel Park 6	1164	116	9.97	44	39
0359 Hazel Park 7	437	26	5.95	10	8
0360 Hazel Park 8	986	86	8.72	34	38
0361 Hazel Park 9	1532	109	7.11	36	42
0363 Huntington Woods 1	1135	138	12.16	42	27
0364 Huntington Woods 2	977	139	14.23	47	32
0365 Huntington Woods 3	1011	142	14.05	41	39
0366 Huntington Woods 4	956	119	12.45	32	28
0367 Huntington Woods 5	983	135	13.73	43	31
0420 Oak Park 1	859	99	11.53	16	29
0421 Oak Park 2	890	36	4.04	14	12
0422 Oak Park 3	1196	57	4.77	11	15
0423 Oak Park 4	1903	36	1.89	8	10
0424 Oak Park 5	935	76	8.13	30	24
0425 Oak Park 6	858	69	8.04	29	28
0426 Oak Park 7	1570	40	2.55	8	19
0427 Oak Park 8	1485	26	1.75	8	7
0429 Oak Park 10	1062	32	3.01	11	9
0430 Oak Park 11	936	50	5.34	15	18
0431 Oak Park 12	1248	13	1.04	4	2
0432 Oak Park 13	1006	35	3.48	10	16
0433 Oak Park 14	1209	20	1.65	3	4
0434 Oak Park 15	1220	99	8.11	33	32
0436 Oak Park 17	1060	92	8.68	36	20
0438 Oak Park 19	1078	100	9.28	33	22

REPRESENTATIVE IN STATE LEGISLATURE 27TH DISTRICT

47 PRECINCTS	REGISTERED VOTERS	BALLOTS CAST	TURNOUT PERCENTAGE	Michelangelo Fortuna, III	Ivan King
0443 Pleasant Ridge 1	1148	177	15.42	62	37
0444 Pleasant Ridge 2	1093	146	13.36	43	36
GRAND TOTALS	66849	6030	9.02	2068	1668

OFFICIAL CANVASS

PRIMARY ELECTION
TUESDAY, AUGUST 3, 2010
OAKLAND COUNTY, MICHIGAN
Republican Party

PRINTED 08/16/10, 10:33 AM

37 PRECINCTS	REGISTERED VOTERS	BALLOTS CAST	TURNOUT PERCENTAGE	REPRESENTATIVE IN STATE LEGISLATURE 29TH DISTRICT Brett Dean
0268 Auburn Hills 1	1046	181	17.30	126
0269 Auburn Hills 2	1485	167	11.25	111
0270 Auburn Hills 3	1707	217	12.71	151
0271 Auburn Hills 4	1748	201	11.50	138
0272 Auburn Hills 5	1331	285	21.41	189
0273 Auburn Hills 6	1967	476	24.20	342
0274 Auburn Hills 7	1826	182	9.97	134
0275 Auburn Hills 8	1610	139	8.63	102
0276 Auburn Hills 9	1280	148	11.56	98
0446 Pontiac 1	1943	8	.41	3
0447 Pontiac 2	1799	5	.28	3
0448 Pontiac 3	2086	19	.91	13
0449 Pontiac 4	1234	20	1.62	17
0450 Pontiac 5	1065	76	7.14	47
0451 Pontiac 6	1501	128	8.53	85
0452 Pontiac 7	1855	35	1.89	26
0453 Pontiac 8	2002	80	4.00	54
0454 Pontiac 9	731	10	1.37	7
0455 Pontiac 10	1060	26	2.45	22
0456 Pontiac 11	2347	97	4.13	69
0457 Pontiac 12	1032	39	3.78	29
0458 Pontiac 13	1769	51	2.88	43
0459 Pontiac 14	2362	120	5.08	76
0460 Pontiac 15	1382	87	6.30	67
0461 Pontiac 16	816	66	8.09	47
0462 Pontiac 17	1940	105	5.41	75
0463 Pontiac 18	1806	44	2.44	30
0464 Pontiac 19	1833	48	2.62	35
0465 Pontiac 20	1516	11	.73	8
0466 Pontiac 21	1677	45	2.68	36
0467 Pontiac 22	1734	32	1.85	22
0468 Pontiac 23	319	0		0
0469 Pontiac 24	1281	9	.70	8
0470 Pontiac 25	2553	27	1.06	20
0471 Pontiac 26	996	11	1.10	7
0472 Pontiac 27	1527	5	.33	3
0473 Pontiac 28	1847	26	1.41	22
GRAND TOTALS	58013	3226	5.56	2265

	REPRESENTATIVE IN STATE LEGISLATURE 35TH DISTRICT			
51 PRECINCTS	REGISTERED VOTERS	BLANK BALLOTS	TOTAL VOTES	MWienchaen lger
0161 Royal Oak Twp 1	1416	6	.42	3
0162 Royal Oak Twp 2	1043	4	.38	1
0371 Lathrup Village 1	1741	179	10.28	129
0372 Lathrup Village 2	1788	170	9.51	118
0421 Oak Park 2	890	36	4.04	6
0428 Oak Park 9	1626	32	1.97	21
0435 Oak Park 16	1147	19	1.66	12
0437 Oak Park 18	1225	22	1.80	17
0548 Southfield 1	1354	64	4.73	37
0549 Southfield 2	1150	99	8.61	68
0550 Southfield 3	1257	71	5.65	45
0551 Southfield 4	1213	88	7.25	62
0552 Southfield 5	1486	104	7.00	63
0553 Southfield 6	1338	68	5.08	40
0554 Southfield 7	1214	65	5.35	41
0555 Southfield 8	1504	42	2.79	22
0556 Southfield 9	1331	49	3.68	28
0557 Southfield 10	1401	74	5.28	51
0558 Southfield 11	1601	65	4.06	50
0559 Southfield 12	1815	48	2.64	33
0560 Southfield 13	1450	47	3.24	28
0561 Southfield 14	1093	45	4.12	28
0562 Southfield 15	1770	87	4.92	69
0563 Southfield 16	1250	57	4.56	41
0564 Southfield 17	1474	37	2.51	25
0565 Southfield 18	958	21	2.19	18
0566 Southfield 19	1205	33	2.74	16
0567 Southfield 20	1450	12	.83	7
0568 Southfield 21	1317	20	1.52	14
0569 Southfield 22	1289	70	5.43	49
0570 Southfield 23	1444	22	1.52	14
0571 Southfield 24	1279	22	1.72	12
0572 Southfield 25	748	19	2.54	14
0573 Southfield 26	963	7	.73	3
0574 Southfield 27	1326	27	2.04	20
0575 Southfield 28	1295	29	2.24	19
0576 Southfield 29	1237	45	3.64	24
0577 Southfield 30	1813	42	2.32	31
0578 Southfield 31	1238	15	1.21	12
0579 Southfield 32	1121	23	2.05	7
0580 Southfield 33	1335	74	5.54	42
0581 Southfield 34	1666	85	5.10	52
0582 Southfield 35	1812	89	4.91	64
0583 Southfield 36	1140	23	2.02	14
0584 Southfield 37	1221	75	6.14	46
0585 Southfield 38	1216	78	6.41	56
0586 Southfield 39	909	33	3.63	27
0587 Southfield 40	1137	22	1.93	17

51 PRECINCTS	REGISTERED VOTERS	BALLOTS CAST	TURNOUT PERCENTAGE	REPRESENTATIVE IN STATE LEGISLATURE 35TH DISTRICT Michael Weinberger
0588 Southfield 41	1383	104	7.52	70
0589 Southfield 42	1354	33	2.44	16
0590 Southfield 43	1234	45	3.65	31
GRAND TOTALS	67667	2646	3.91	1733

OFFICIAL CANVASS

PRIMARY ELECTION
TUESDAY, AUGUST 3, 2010
OAKLAND COUNTY, MICHIGAN
Republican Party

PRINTED 08/16/10, 10:33 AM

33 PRECINCTS	REGISTERED VOTERS	BALLOTS CAST	TURNOUT PERCENTAGE	REPRESENTATIVE IN STATE LEGISLATURE 37TH DISTRICT Chatfield
0306 Farmington 1	973	261	26.82	152
0307 Farmington 2	1399	303	21.66	185
0308 Farmington 3	1271	314	24.70	181
0309 Farmington 4	1232	213	17.29	137
0310 Farmington 5	1006	272	27.04	165
0311 Farmington 6	1367	259	18.95	155
0313 Farmington Hills 1	1981	290	14.64	146
0314 Farmington Hills 2	2253	362	16.07	213
0315 Farmington Hills 3	2324	439	18.89	230
0316 Farmington Hills 4	2286	440	19.25	255
0317 Farmington Hills 5	1875	231	12.32	147
0318 Farmington Hills 6	1270	72	5.67	46
0319 Farmington Hills 7	2051	457	22.28	283
0320 Farmington Hills 8	1839	373	20.28	208
0321 Farmington Hills 9	2465	542	21.99	348
0322 Farmington Hills 10	2567	528	20.57	315
0323 Farmington Hills 11	2344	274	11.69	177
0324 Farmington Hills 12	1826	333	18.24	200
0325 Farmington Hills 13	1770	381	21.53	239
0326 Farmington Hills 14	2077	580	27.92	345
0327 Farmington Hills 15	1142	267	23.38	158
0328 Farmington Hills 16	2549	569	22.32	343
0329 Farmington Hills 17	2673	124	4.64	93
0330 Farmington Hills 18	1375	306	22.25	183
0331 Farmington Hills 19	1939	317	16.35	187
0332 Farmington Hills 20	2482	347	13.98	209
0333 Farmington Hills 21	2469	365	14.78	239
0334 Farmington Hills 22	1900	338	17.79	209
0335 Farmington Hills 23	1691	477	28.21	301
0336 Farmington Hills 24	2709	560	20.67	350
0337 Farmington Hills 25	2582	391	15.14	258
0338 Farmington Hills 26	2419	298	12.32	198
0339 Farmington Hills 27	2459	213	8.66	132
GRAND TOTALS	64565	11496	17.81	6987

37 PRECINCTS	REGISTERED VOTERS	BALLOTS CAST	TURNOUT PERCENTAGE	REPRESENTATIVE IN STATE LEGISLATURE 38TH DISTRICT Hugh D. Crawford
0109 Lyon 1	2481	486	19.59	325
0110 Lyon 2	2087	469	22.47	332
0111 Lyon 3	2521	431	17.10	335
0112 Lyon 4	2855	610	21.37	431
0123 Novi Twp 1	124	30	24.19	22
0390 Northville 2	2613	624	23.88	466
0392 Novi 1	1868	432	23.13	341
0393 Novi 2	2364	449	18.99	354
0394 Novi 3	1768	313	17.70	239
0395 Novi 4	1867	325	17.41	264
0396 Novi 5	1377	176	12.78	142
0397 Novi 6	1925	341	17.71	266
0398 Novi 7	1622	253	15.60	207
0399 Novi 8	1465	234	15.97	163
0400 Novi 9	2383	405	17.00	318
0401 Novi 10	802	306	38.15	248
0402 Novi 11	1652	183	11.08	127
0403 Novi 12	2561	135	5.27	111
0404 Novi 13	1025	107	10.44	78
0405 Novi 14	1282	262	20.44	218
0406 Novi 15	1780	387	21.74	291
0407 Novi 16	2339	448	19.15	330
0408 Novi 17	2064	390	18.90	277
0409 Novi 18	2092	481	22.99	362
0410 Novi 19	891	176	19.75	129
0411 Novi 20	1218	289	23.73	217
0412 Novi 21	1995	268	13.43	196
0543 South Lyon 1	2629	561	21.34	437
0544 South Lyon 2	1902	296	15.56	212
0545 South Lyon 3	1822	378	20.75	265
0546 South Lyon 4	1364	229	16.79	159
0632 Walled Lake 1	2309	307	13.30	228
0633 Walled Lake 2	2655	393	14.80	298
0634 Wixom 1	2424	475	19.60	345
0635 Wixom 2	1898	397	20.92	285
0636 Wixom 3	2480	140	5.65	99
0637 Wixom 4	2020	370	18.32	272
GRAND TOTALS	70524	12556	17.80	9389

37 PRECINCTS	REGISTERED VOTERS	BALLOTS	TURNOUT PERCENTAGE	REPRESENTATIVE IN STATE LEGISLATURE 39TH DISTRICT		
				ACKERMAN LABEWSKI	LISOHUSLMAN	KSAIRPLFLE
0055 Commerce 1	1519	334	21.99	53	107	97
0056 Commerce 2	2112	418	19.79	59	167	97
0057 Commerce 3	2396	441	18.41	44	142	144
0058 Commerce 4	2200	427	19.41	74	113	125
0059 Commerce 5	2473	573	23.17	81	196	130
0060 Commerce 6	1685	322	19.11	61	92	84
0061 Commerce 7	2055	572	27.83	88	176	168
0062 Commerce 8	2216	498	22.47	37	185	166
0063 Commerce 9	1991	435	21.85	44	132	166
0064 Commerce 10	2020	368	18.22	44	115	105
0065 Commerce 11	2068	336	16.25	33	108	117
0066 Commerce 12	1386	275	19.84	41	93	75
0067 Commerce 13	2053	408	19.87	55	146	93
0068 Commerce 14	1707	209	12.24	40	80	50
0069 Commerce 15	1637	405	24.74	52	135	116
0216 W. Bloomfield 1	2143	410	19.13	50	189	75
0217 W. Bloomfield 2	1942	316	16.27	53	116	68
0218 W. Bloomfield 3	1029	209	20.31	32	85	49
0219 W. Bloomfield 4	1118	180	16.10	41	58	38
0221 W. Bloomfield 6	1321	291	22.03	27	166	35
0222 W. Bloomfield 7	1492	254	17.02	29	127	33
0224 W. Bloomfield 9	1604	286	17.83	31	140	47
0225 W. Bloomfield 10	2320	460	19.83	66	216	68
0226 W. Bloomfield 11	1313	242	18.43	33	109	34
0227 W. Bloomfield 12	2048	206	10.06	40	81	30
0228 W. Bloomfield 13	1919	429	22.36	47	195	65
0230 W. Bloomfield 15	2584	448	17.34	51	231	60
0231 W. Bloomfield 16	1181	294	24.89	52	120	39
0232 W. Bloomfield 17	1930	367	19.02	35	213	45
0233 W. Bloomfield 18	1622	335	20.65	51	136	73
0234 W. Bloomfield 19	2672	334	12.50	29	166	36
0235 W. Bloomfield 20	1559	229	14.69	23	129	24
0236 W. Bloomfield 21	1752	149	8.50	29	71	24
0237 W. Bloomfield 22	2387	309	12.95	52	162	34
0238 W. Bloomfield 23	2230	259	11.61	22	135	31
0239 W. Bloomfield 24	1640	150	9.15	23	66	19
0241 W. Bloomfield 26	1714	171	9.98	26	89	13
GRAND TOTALS	69038	12349	17.89	1648	4987	2673

56 PRECINCTS	REPRESENTATIVE IN STATE LEGISLATURE 40TH DISTRICT			
	REPUBLICAN	BLANK VOTES	TOTAL VOTES	CHOICE MICHALSKI
0005 Bloomfield 1	920	284	30.87	220
0006 Bloomfield 2	647	170	26.28	129
0007 Bloomfield 3	1253	368	29.37	273
000B Bloomfield 4	1165	314	26.95	226
0009 Bloomfield 5	987	265	26.85	189
0010 Bloomfield 6	1197	427	35.67	328
0011 Bloomfield 7	625	160	25.60	116
0012 Bloomfield 8	2081	725	34.84	568
0013 Bloomfield 9	1444	452	31.30	344
0014 Bloomfield 10	1471	394	26.78	289
0015 Bloomfield 11	1406	400	28.45	295
0016 Bloomfield 12	1304	214	16.41	165
0017 Bloomfield 13	1095	378	34.52	291
0018 Bloomfield 14	1244	40B	32.80	314
0019 Bloomfield 15	710	223	31.41	165
0020 Bloomfield 16	1092	238	21.79	156
0021 Bloomfield 17	569	126	22.14	83
0022 Bloomfield 18	878	242	27.56	193
0023 Bloomfield 19	1141	373	32.69	270
0024 Bloomfield 20	999	269	26.93	211
0025 Bloomfield 21	1067	409	38.33	321
0026 Bloomfield 22	1344	332	24.70	250
0027 Bloomfield 23	845	276	32.66	217
0028 Bloomfield 24	918	278	30.28	208
0029 Bloomfield 25	648	71	10.96	58
0030 Bloomfield 26	969	321	33.13	245
0031 Bloomfield 27	679	121	17.82	91
0032 Bloomfield 28	631	236	37.40	168
0033 Bloomfield 29	828	251	30.31	177
0034 Bloomfield 30	1563	394	25.21	286
0035 Bloomfield 31	595	282	47.39	225
0036 Bloomfield 32	1026	271	26.41	200
0164 Southfield Twp 1	899	187	20.80	139
0165 Southfield Twp 2	977	241	24.67	177
0166 Southfield Twp 3	765	200	26.14	158
0167 Southfield Twp 4	1196	369	30.85	250
016B Southfield Twp 5	1276	290	22.73	210
0169 Southfield Twp 6	1909	538	28.18	392
0170 Southfield Twp 7	1061	291	27.43	215
0171 Southfield Twp 8	1295	314	24.25	194
0172 Southfield Twp 9	1074	233	21.69	149
0173 Southfield Twp 10	920	273	29.67	206
0285 Birmingham 1	1809	477	26.37	366
02B6 Birmingham 2	1754	419	23.89	353
0287 Birmingham 3	1666	350	21.01	261
0288 Birmingham 4	1873	560	29.90	411
0289 Birmingham 5	1773	494	27.86	361
0290 Birmingham 6	1994	443	22.22	30B
0291 Birmingham 7	1973	334	16.93	246

REPRESENTATIVE IN STATE LEGISLATURE 40TH DISTRICT

56 PRECINCTS	REGISTERED VOTERS	BALLOTS CAST	VOTER TURNOUT PERCENTAGE	CHOUSCK
0292 Birmingham 8	1648	282	17.11	198
0293 Birmingham 9	1389	253	18.21	188
0295 Bloomfield Hills 1	1947	616	31.64	446
0296 Bloomfield Hills 2	1499	444	29.62	343
0369 Keego Harbor 1	1995	261	13.08	193
0441 Orchard Lake 1	1850	447	24.16	330
0594 Sylvan Lake 1	1376	341	24.78	235
GRAND TOTALS	69259	18329	26.46	13600

OFFICIAL CANVASS

PRIMARY ELECTION
TUESDAY, AUGUST 3, 2010
OAKLAND COUNTY, MICHIGAN
Republican Party

PRINTED 08/16/10, 10:33 AM

37 PRECINCTS	REPRESENTATIVE IN STATE LEGISLATURE 41ST DISTRICT			
	REGISTERED VOTERS	BALLOTS CAST	TURNOUT PERCENTAGE	Marty Knollenberg
0299 Clawson 1	2102	360	17.13	288
0300 Clawson 2	969	130	13.42	101
0301 Clawson 3	2065	367	17.77	286
0302 Clawson 4	1057	237	22.42	177
0303 Clawson 5	914	162	17.72	123
0304 Clawson 6	2229	440	19.74	353
0596 Troy 1	1227	248	20.21	202
0597 Troy 2	2161	523	24.20	435
0598 Troy 3	1810	462	25.52	350
0599 Troy 4	2706	605	22.36	444
0600 Troy 5	1399	469	33.52	383
0601 Troy 6	535	161	30.09	131
0602 Troy 7	1715	450	26.24	381
0603 Troy 8	1893	409	21.61	336
0604 Troy 9	2168	537	24.77	432
0605 Troy 10	1860	435	23.39	357
0606 Troy 11	1850	471	25.46	390
0607 Troy 12	1363	343	25.17	281
0608 Troy 13	2710	598	22.07	495
0609 Troy 14	1849	420	22.71	345
0610 Troy 15	1792	422	23.55	324
0611 Troy 16	1481	359	24.24	286
0612 Troy 17	2249	515	22.90	407
0613 Troy 18	1545	464	30.03	377
0614 Troy 19	1490	470	31.54	371
0615 Troy 20	2151	521	24.22	428
0616 Troy 21	1426	223	15.64	164
0617 Troy 22	2438	458	18.79	361
0618 Troy 23	2349	409	17.41	335
0619 Troy 24	2395	400	16.70	330
0620 Troy 25	2419	331	13.68	273
0621 Troy 26	2250	250	11.11	194
0622 Troy 27	1862	195	10.47	161
0623 Troy 28	1545	169	10.94	136
0624 Troy 29	2349	639	27.20	514
0625 Troy 30	637	106	16.64	81
0626 Troy 31	743	211	28.40	176
GRAND TOTALS	65703	13969	21.26	11208

REPRESENTATIVE IN STATE LEGISLATURE 43RD DISTRICT

35 PRECINCTS	REGISTERED VOTERS	BALLOTS CAST	TURNOUT PERCENTAGE	Neil Billington	Gail Haines
0184 Waterford 1	1893	352	18.59	93	206
0185 Waterford 2	1958	381	19.46	67	271
0186 Waterford 3	1350	258	19.11	48	169
0187 Waterford 4	2117	276	13.04	55	190
0188 Waterford 5	1939	289	14.90	62	177
0189 Waterford 6	2253	395	17.53	75	268
0190 Waterford 7	1770	429	24.24	76	310
0191 Waterford 8	2002	462	23.08	87	335
0192 Waterford 9	1477	364	24.64	96	234
0193 Waterford 10	1804	396	21.95	73	292
0194 Waterford 11	1809	320	17.69	67	212
0195 Waterford 12	1874	430	22.95	89	297
0196 Waterford 13	1702	166	9.75	34	109
0197 Waterford 14	1397	278	19.90	52	194
0198 Waterford 15	1864	279	14.97	66	187
0199 Waterford 16	1869	298	15.94	55	200
0200 Waterford 17	2250	250	11.11	52	168
0201 Waterford 18	1700	283	16.65	70	172
0202 Waterford 19	1870	237	12.67	48	163
0203 Waterford 20	1816	174	9.58	34	126
0204 Waterford 21	1B02	274	15.21	69	170
0205 Waterford 22	2139	289	13.51	61	193
0206 Waterford 23	2069	323	15.61	64	216
0207 Waterford 24	2222	337	15.17	64	227
020B Waterford 25	2079	322	15.49	56	209
0209 Waterford 26	1944	215	11.06	52	137
0210 Waterford 27	1951	246	12.61	55	153
0211 Waterford 28	1714	220	12.84	56	129
0212 Waterford 29	1581	232	14.67	46	153
0220 W. Bloomfield 5	2011	392	19.49	89	217
0223 W. Bloomfield 8	2209	551	24.94	112	278
0229 W. Bloomfield 14	1690	305	18.05	57	190
0240 W. Bloomfield 25	2106	474	22.51	103	269
0242 W. Bloomfield 27	1216	265	21.79	63	137
0370 Lake Angelus 1	278	15B	56.83	13	136
GRAND TOTALS	63725	10920	17.14	2259	7094

REPRESENTATIVE IN STATE LEGISLATURE 44TH DISTRICT

43 PRECINCTS	REGISTERED VOTERS	BALLOTS CAST	TURNOUT PERCENTAGE	Rick Gutowski	Eileen Kowall
0077 Highland 1	2290	580	25.33	170	309
0078 Highland 2	2153	467	21.69	140	265
0079 Highland 3	1659	306	18.44	90	184
0080 Highland 4	2267	590	26.03	198	301
0081 Highland 5	1320	426	32.27	130	233
0082 Highland 6	1965	539	27.43	160	299
0083 Highland 7	1221	280	22.93	94	160
0084 Highland 8	1414	342	24.19	98	179
0091 Independence 1	1423	498	35.00	193	253
0092 Independence 2	2039	293	14.37	100	143
0093 Independence 3	1997	629	31.50	220	303
0094 Independence 4	1995	551	27.62	157	299
0095 Independence 5	1581	309	19.54	113	157
0096 Independence 6	1763	473	26.83	152	247
0097 Independence 7	1870	610	32.62	213	300
0098 Independence 8	1105	233	21.09	63	132
0099 Independence 9	1752	463	26.43	162	254
0100 Independence 10	2113	602	28.49	192	319
0101 Independence 11	1844	541	29.34	199	252
0102 Independence 12	878	246	28.02	84	114
0103 Independence 13	1363	431	31.62	156	223
0104 Independence 14	2169	433	19.96	139	234
0105 Independence 15	1550	358	23.10	123	164
0176 Springfield 1	1517	446	29.40	157	213
0177 Springfield 2	1518	318	20.95	144	137
0178 Springfield 3	1946	471	24.20	158	246
0179 Springfield 4	1408	333	23.65	126	176
0180 Springfield 5	1605	425	26.48	162	197
0181 Springfield 6	1595	381	23.89	151	177
0182 Springfield 7	814	236	28.99	83	120
0255 White Lake 1	1991	472	23.71	108	298
0256 White Lake 2	2251	517	22.97	151	331
0257 White Lake 3	1250	318	25.44	98	192
025B White Lake 4	927	220	23.73	54	144
0259 White Lake 5	2137	532	24.89	143	350
0260 White Lake 6	2623	440	16.77	111	294
0261 White Lake 7	1703	448	26.31	133	284
0262 White Lake 8	2347	432	18.41	123	281
0263 White Lake 9	2030	381	18.77	111	225
0264 White Lake 10	2174	315	14.49	89	185
0265 White Lake 11	2037	503	24.69	161	307
0266 White Lake 12	1153	243	21.08	53	168
0298 Clarkston 1	818	306	37.41	111	142
GRAND TOTALS	73575	17937	24.38	5773	9791

42 PRECINCTS	REGISTERED VOTERS	BALLOTS CAST	VOTER TURNOUT PERCENTAGE	REPRESENTATIVE IN STATE LEGISLATURE 45TH DISTRICT Tom Millikin
0124 Oakland 1	1642	525	31.97	400
0125 Oakland 2	1456	348	23.90	262
0126 Oakland 3	681	219	32.16	169
0127 Oakland 4	1528	482	31.54	389
0128 Oakland 5	1669	409	24.51	318
0129 Oakland 6	1770	467	26.38	356
0130 Oakland 7	2022	516	25.52	395
0131 Oakland 8	1184	344	29.05	283
0476 Rochester 1	1760	306	17.39	222
0477 Rochester 2	2458	489	19.89	363
0478 Rochester 3	1341	227	16.93	169
0479 Rochester 4	1042	218	20.92	164
0480 Rochester 5	2693	703	26.10	542
0482 Rochester Hills 1	1894	415	21.91	294
0483 Rochester Hills 2	1105	125	11.31	95
0484 Rochester Hills 3	1914	388	20.27	279
0485 Rochester Hills 4	2159	465	21.54	355
0486 Rochester Hills 5	1912	391	20.45	283
0487 Rochester Hills 6	955	235	24.61	183
0488 Rochester Hills 7	1024	284	27.73	229
0489 Rochester Hills 8	978	321	32.82	230
0490 Rochester Hills 9	2141	625	29.19	464
0491 Rochester Hills 10	1393	355	25.48	246
0492 Rochester Hills 11	2573	383	14.89	319
0493 Rochester Hills 12	2097	563	26.85	399
0494 Rochester Hills 13	2518	507	20.14	397
0495 Rochester Hills 14	2814	559	19.86	417
0496 Rochester Hills 15	1630	166	10.18	123
0497 Rochester Hills 16	1179	191	16.20	142
0498 Rochester Hills 17	1463	487	33.29	368
0499 Rochester Hills 18	1387	438	31.58	339
0500 Rochester Hills 19	1314	442	33.64	329
0501 Rochester Hills 20	1075	266	24.74	194
0502 Rochester Hills 21	2752	657	23.87	491
0503 Rochester Hills 22	1309	322	24.60	244
0504 Rochester Hills 23	1256	287	22.85	207
0505 Rochester Hills 24	1556	412	26.48	300
0506 Rochester Hills 25	2076	549	26.45	410
0507 Rochester Hills 26	2468	702	28.44	527
0508 Rochester Hills 27	2680	481	17.95	365
0509 Rochester Hills 28	1968	201	10.21	159
0510 Rochester Hills 29	989	270	27.30	210
GRAND TOTALS	71825	16740	23.31	12630

REPRESENTATIVE IN STATE LEGISLATURE 46TH DISTRICT

41 PRECINCTS	REGISTERED VOTERS	BALLOTS CAST	TURNOUT PERCENTAGE	Bradford C. Jacobsen	Daniel Myslakowski	Gary Warner
0001 Addison 1	1674	525	31.36	226	110	56
0002 Addison 2	1805	504	27.92	250	96	67
0003 Addison 3	1396	278	19.91	97	61	49
0048 Brandon 1	2053	439	21.38	169	88	77
0049 Brandon 2	2134	478	22.40	143	127	72
0050 Brandon 3	2193	515	23.48	208	120	68
0051 Brandon 4	2377	582	24.48	225	120	104
0052 Brandon 5	1569	127	8.09	28	35	43
0053 Brandon 6	1060	221	20.85	71	43	47
0073 Groveland 1	1542	377	24.45	144	75	65
0074 Groveland 2	1509	246	16.30	75	54	50
0075 Groveland 3	1116	312	27.96	103	76	51
0086 Holly 1	2190	278	12.69	62	93	55
0087 Holly 2	2165	255	11.78	58	92	54
0088 Holly 3	1948	271	13.91	57	98	42
0089 Holly 4	2128	374	17.58	114	102	56
0133 Orion 1	1818	372	20.46	177	97	38
0134 Orion 2	2179	420	19.27	241	112	25
0135 Orion 3	1799	528	29.35	276	143	53
0136 Orion 4	2318	608	26.23	250	178	83
0137 Orion 5	1473	320	21.72	102	105	42
0138 Orion 6	1637	571	34.88	300	168	50
0139 Orion 7	1813	338	18.64	106	108	53
0140 Orion 8	1958	295	15.07	148	71	36
0141 Orion 9	2146	389	18.13	206	95	33
0142 Orion 10	1549	420	27.11	167	139	53
0143 Orion 11	1346	281	20.88	146	58	41
0144 Orion 12	1837	347	18.89	199	72	38
0145 Orion 13	1707	357	20.91	125	116	44
0146 Orion 14	1092	285	26.10	131	77	32
0149 Oxford 1	2418	485	20.06	289	99	44
0150 Oxford 2	2096	276	13.17	146	54	41
0151 Oxford 3	2325	639	27.48	398	103	58
0152 Oxford 4	2190	517	23.61	292	118	58
0153 Oxford 5	1543	226	14.65	92	68	32
0154 Oxford 6	1991	498	25.01	266	101	60
0155 Oxford 7	1823	397	21.78	205	86	42
0157 Rose 1	1272	274	21.54	65	57	66
0158 Rose 2	1774	403	22.72	116	85	89
0159 Rose 3	1833	421	22.97	117	86	96
0342 Fenton 2	2	0		0	0	0
GRAND TOTALS	72798	15449	21.22	6590	3786	2163

8 PRECINCTS	REGISTERED VOTERS	BALLOTS CAST	TURNOUT PERCENTAGE	REPRESENTATIVE IN STATE LEGISLATURE 66TH DISTRICT Brighler
0114 Milford 1	1677	531	31.66	379
0115 Milford 2	1509	308	20.41	214
0116 Milford 3	1688	518	30.69	388
0117 Milford 4	2405	645	26.82	489
0118 Milford 5	618	161	26.05	123
0119 Milford 6	1179	388	32.91	263
0120 Milford 7	1711	478	27.94	345
0121 Milford 8	1154	367	31.80	272
GRAND TOTALS	11941	3396	28.44	2473

542 PRECINCTS	REGISTERED VOTERS	8 ALLOTS CAST	TURNOUT PERCENTAGE	GOVERNOR Virg Bernero	Andy Dillon
0001 Addison 1	1674	89	5.32	33	54
0002 Addison 2	1805	98	5.43	49	48
0003 Addison 3	1396	63	4.51	43	20
0005 Bloomfield 1	920	102	11.09	41	61
0006 Bloomfield 2	647	70	10.82	29	38
0007 Bloomfield 3	1253	165	13.17	78	84
0008 Bloomfield 4	1165	93	7.98	52	39
0009 Bloomfield 5	987	71	7.19	29	39
0010 Bloomfield 6	1197	100	8.35	28	70
0011 Bloomfield 7	625	67	10.72	24	42
0012 Bloomfield 8	2081	110	5.29	46	59
0013 Bloomfield 9	1444	130	9.00	89	41
0014 Bloomfield 10	1471	188	12.78	101	80
0015 Bloomfield 11	1406	152	10.81	77	72
0016 Bloomfield 12	1304	111	8.51	66	44
0017 Bloomfield 13	1095	80	7.31	44	35
0018 Bloomfield 14	1244	91	7.32	45	45
0019 Bloomfield 15	710	68	9.5B	34	33
0020 Bloomfield 16	1092	110	10.07	54	55
0021 Bloomfield 17	569	62	10.90	34	27
0022 Bloomfield 18	878	84	9.57	39	45
0023 Bloomfield 19	1141	81	7.10	41	40
0024 Bloomfield 20	999	116	11.61	66	49
0025 Bloomfield 21	1067	129	12.09	60	67
0026 Bloomfield 22	1344	141	10.49	63	74
0027 Bloomfield 23	845	51	6.04	21	30
0028 Bloomfield 24	918	63	6.86	30	32
0029 Bloomfield 25	648	71	10.96	35	36
0030 Bloomfield 26	969	55	5.68	27	27
0031 Bloomfield 27	679	94	13.84	51	42
0032 Bloomfield 28	631	33	5.23	10	23
0033 Bloomfield 29	82B	65	7.85	20	45
0034 Bloomfield 30	1563	139	8.89	72	66
0035 Bloomfield 31	595	45	7.56	17	27
0036 Bloomfield 32	1026	108	10.53	39	67
0048 Brandon 1	2053	120	5.85	79	41
0049 Brandon 2	2134	107	5.01	66	40
0050 Brandon 3	2193	109	4.97	60	48
0051 Brandon 4	2377	137	5.76	85	51
0052 Brandon 5	1569	42	2.68	20	21
0053 Brandon 6	1060	64	6.04	35	24
0055 Commerce 1	1519	87	5.73	48	37
0056 Commerce 2	2112	120	5.68	69	50
0057 Commerce 3	2396	282	11.77	136	137
0058 Commerce 4	2200	116	5.27	65	48
0059 Commerce 5	2473	133	5.38	65	65
0060 Commerce 6	1685	103	6.11	58	43
0061 Commerce 7	2055	107	5.21	55	49
0062 Commerce 8	2216	127	5.73	70	57

542 PRECINCTS	REGISTERED VOTERS	BALLOTS CAST	TURNOUT PERCENTAGE	GOVERNOR Virgil Beer	GOVERNOR Andy Dillon
0063 Commerce 9	1991	129	6.48	71	56
0064 Commerce 10	2020	136	6.73	85	51
0065 Commerce 11	2068	112	5.42	57	52
0066 Commerce 12	1386	109	7.86	60	45
0067 Commerce 13	2053	112	5.46	61	51
0068 Commerce 14	1707	72	4.22	47	24
0069 Commerce 15	1637	105	6.41	55	49
0073 Groveland 1	1542	80	5.19	53	23
0074 Groveland 2	1509	79	5.24	56	21
0075 Groveland 3	1116	54	4.84	35	18
0077 Highland 1	2290	93	4.06	34	56
0078 Highland 2	2153	130	6.04	69	57
0079 Highland 3	1659	65	3.92	34	30
0080 Highland 4	2267	142	6.26	76	66
0081 Highland 5	1320	95	7.20	42	51
0082 Highland 6	1965	124	6.31	54	69
0083 Highland 7	1221	56	4.59	23	32
0084 Highland 8	1414	108	7.64	62	46
0086 Holly 1	2190	118	5.39	64	53
0087 Holly 2	2165	97	4.48	63	34
0088 Holly 3	1948	95	4.88	67	27
0089 Holly 4	2128	128	6.02	65	62
0091 Independence 1	1423	99	6.96	46	53
0092 Independence 2	2039	110	5.39	59	49
0093 Independence 3	1997	135	6.76	68	67
0094 Independence 4	1995	139	6.97	83	55
0095 Independence 5	1581	94	5.95	44	49
0096 Independence 6	1763	81	4.59	45	35
0097 Independence 7	1870	109	5.83	66	42
0098 Independence 8	1105	63	5.70	38	25
0099 Independence 9	1752	101	5.76	53	47
0100 Independence 10	2113	168	7.95	101	67
0101 Independence 11	1844	101	5.48	47	54
0102 Independence 12	878	61	6.95	32	29
0103 Independence 13	1363	69	5.06	32	35
0104 Independence 14	2169	130	5.99	74	56
0105 Independence 15	1550	89	5.74	45	42
0109 Lyon 1	2481	98	3.95	56	42
0110 Lyon 2	2087	84	4.02	51	33
0111 Lyon 3	2521	106	4.20	54	49
0112 Lyon 4	2855	95	3.33	50	45
0114 Milford 1	1677	115	6.86	66	47
0115 Milford 2	1509	81	5.37	46	33
0116 Milford 3	1688	100	5.92	56	39
0117 Milford 4	2405	141	5.86	54	86
0118 Milford 5	618	42	6.80	21	21
0119 Milford 6	1179	95	8.06	46	49
0120 Milford 7	1711	111	6.49	65	43
0121 Milford 8	1154	83	7.19	31	51

542 PRECINCTS	REGISTERED VOTERS	BALLOTS CAST	TURNOUT PERCENTAGE	GOVERNOR Virg Bernero	GOVERNOR Andy Dillon
0123 Novi Twp 1	124	16	12.90	9	7
0124 Oakland 1	1642	116	7.06	59	55
0125 Oakland 2	1456	111	7.62	61	47
0126 Oakland 3	681	47	6.90	18	27
0127 Oakland 4	1528	118	7.72	63	53
0128 Oakland 5	1669	58	3.48	31	24
0129 Oakland 6	1770	63	3.56	30	31
0130 Oakland 7	2022	92	4.55	32	60
0131 Oakland 8	1184	81	6.84	46	32
0133 Orion 1	1818	87	4.79	45	37
0134 Orion 2	2179	102	4.68	65	36
0135 Orion 3	1799	111	6.17	58	51
0136 Orion 4	2318	123	5.31	69	53
0137 Orion 5	1473	70	4.75	40	29
0138 Orion 6	1637	81	4.95	46	35
0139 Orion 7	1813	97	5.35	58	39
0140 Orion 8	1958	111	5.67	52	55
0141 Orion 9	2146	97	4.52	60	36
0142 Orion 10	1549	93	6.00	61	32
0143 Orion 11	1346	94	6.98	54	39
0144 Orion 12	1837	92	5.01	58	33
0145 Orion 13	1707	88	5.16	47	38
0146 Orion 14	1092	59	5.40	28	26
0149 Oxford 1	2418	132	5.46	79	52
0150 Oxford 2	2096	62	2.96	28	33
0151 Oxford 3	2325	111	4.77	52	58
0152 Oxford 4	2190	93	4.25	63	29
0153 Oxford 5	1543	61	3.95	30	31
0154 Oxford 6	1991	87	4.37	43	42
0155 Oxford 7	1823	94	5.16	56	38
0157 Rose 1	1272	86	6.76	53	31
0158 Rose 2	1774	108	6.09	68	40
0159 Rose 3	1833	108	5.89	72	35
0161 Royal Oak Twp 1	1416	178	12.57	81	90
0162 Royal Oak Twp 2	1043	181	17.35	87	87
0164 Southfield Twp 1	899	95	10.57	45	50
0165 Southfield Twp 2	977	107	10.95	70	35
0166 Southfield Twp 3	765	85	11.11	43	40
0167 Southfield Twp 4	1196	121	10.12	56	64
0168 Southfield Twp 5	1276	146	11.44	79	60
0169 Southfield Twp 6	1909	208	10.90	102	103
0170 Southfield Twp 7	1061	113	10.65	66	47
0171 Southfield Twp 8	1295	154	11.89	81	71
0172 Southfield Twp 9	1074	102	9.50	60	41
0173 Southfield Twp 10	920	137	14.89	55	77
0176 Springfield 1	1517	85	5.60	50	34
0177 Springfield 2	1518	75	4.94	39	36
0178 Springfield 3	1946	101	5.19	58	41
0179 Springfield 4	1408	75	5.33	39	35

542 PRECINCTS	REGISTERED VOTERS	BALLOTS CAST	TURNOUT PERCENTAGE	GOVERNOR Virg Bernero	GOVERNOR Andy Dillon
0180 Springfield 5	1605	61	3.80	44	17
0181 Springfield 6	1595	92	5.77	55	35
0182 Springfield 7	814	58	7.13	36	22
0184 Waterford 1	1893	101	5.34	58	40
0185 Waterford 2	1958	131	6.69	74	52
0186 Waterford 3	1350	131	9.70	83	46
0187 Waterford 4	2117	122	5.76	65	54
0188 Waterford 5	1939	94	4.85	48	43
0189 Waterford 6	2253	120	5.33	72	45
0190 Waterford 7	1770	95	5.37	48	45
0191 Waterford 8	2002	129	6.44	77	48
0192 Waterford 9	1477	99	6.70	44	53
0193 Waterford 10	1804	142	7.87	83	56
0194 Waterford 11	1809	136	7.52	75	57
0195 Waterford 12	1874	152	8.11	92	56
0196 Waterford 13	1702	85	4.99	46	38
0197 Waterford 14	1397	100	7.16	52	40
0198 Waterford 15	1864	115	6.17	74	39
0199 Waterford 16	1869	86	4.60	53	32
0200 Waterford 17	2250	127	5.64	67	54
0201 Waterford 18	1700	123	7.24	72	47
0202 Waterford 19	1870	110	5.88	51	58
0203 Waterford 20	1816	107	5.89	43	57
0204 Waterford 21	1802	149	8.27	91	55
0205 Waterford 22	2139	119	5.56	64	53
0206 Waterford 23	2069	135	6.52	81	49
0207 Waterford 24	2222	143	6.44	70	72
0208 Waterford 25	2079	156	7.50	97	58
0209 Waterford 26	1944	99	5.09	47	49
0210 Waterford 27	1951	99	5.07	56	40
0211 Waterford 28	1714	57	3.33	30	27
0212 Waterford 29	1581	89	5.63	50	34
0216 W. Bloomfield 1	2143	308	14.37	174	130
0217 W. Bloomfield 2	1942	151	7.78	81	69
0218 W. Bloomfield 3	1029	96	9.33	48	44
0219 W. Bloomfield 4	1118	78	6.98	37	38
0220 W. Bloomfield 5	2011	175	8.70	95	78
0221 W. Bloomfield 6	1321	157	11.88	85	68
0222 W. 8loomfield 7	1492	234	15.68	109	114
0223 W. Bloomfield 8	2209	209	9.46	110	90
0224 W. Bloomfield 9	1604	213	13.28	112	94
0225 W. Bloomfield 10	2320	276	11.90	147	119
0226 W. Bloomfield 11	1313	220	16.76	115	93
0227 W. Bloomfield 12	2048	347	16.94	138	194
0228 W. Bloomfield 13	1919	278	14.49	137	134
0229 W. Bloomfield 14	1690	142	8.40	81	57
0230 W. Bloomfield 15	2584	398	15.40	191	196
0231 W. Bloomfield 16	1181	110	9.31	53	56
0232 W. Bloomfield 17	1930	255	13.21	118	129

542 PRECINCTS	REGISTERED VOTERS	BALLOTS CAST	TURNOUT PERCENTAGE	GOVERNOR Virg Bernero	GOVERNOR Andy Dillon
0233 W. Bloomfield 18	1622	154	9.49	85	64
0234 W. Bloomfield 19	2672	470	17.59	217	237
0235 W. Bloomfield 20	1559	264	16.93	146	109
0236 W. Bloomfield 21	1752	214	12.21	115	92
0237 W. Bloomfield 22	2387	365	15.29	193	167
0238 W. Bloomfield 23	2230	357	16.01	163	181
0239 W. Bloomfield 24	1640	163	9.94	81	74
0240 W. Bloomfield 25	2106	218	10.35	115	96
0241 W. Bloomfield 26	1714	156	9.10	77	76
0242 W. Bloomfield 27	1216	149	12.25	70	72
0255 White Lake 1	1991	120	6.03	68	50
0256 White Lake 2	2251	130	5.78	74	53
0257 White Lake 3	1250	62	4.96	31	31
0258 White Lake 4	927	44	4.75	22	21
0259 White Lake 5	2137	144	6.74	88	53
0260 White Lake 6	2623	142	5.41	74	64
0261 White Lake 7	1703	98	5.75	53	42
0262 White Lake 8	2347	119	5.07	59	59
0263 White Lake 9	2030	99	4.88	55	40
0264 White Lake 10	2174	71	3.27	42	28
0265 White Lake 11	2037	97	4.76	65	30
0266 White Lake 12	1153	85	7.37	50	34
0268 Auburn Hills 1	1046	51	4.88	26	24
0269 Auburn Hills 2	1485	125	8.42	66	57
0270 Auburn Hills 3	1707	102	5.98	47	53
0271 Auburn Hills 4	1748	73	4.18	39	32
0272 Auburn Hills 5	1331	105	7.89	47	52
0273 Auburn Hills 6	1967	151	7.68	60	90
0274 Auburn Hills 7	1826	231	12.65	113	112
0275 Auburn Hills 8	1610	96	5.96	53	41
0276 Auburn Hills 9	1280	73	5.70	41	31
0278 Berkley 1	2092	214	10.23	114	96
0279 Berkley 2	1859	196	10.54	97	97
0280 Berkley 3	2774	254	9.16	126	125
0281 Berkley 4	1684	221	13.12	120	97
0282 Berkley 5	1327	128	9.65	79	49
0283 Berkley 6	2144	191	8.91	100	90
0285 Birmingham 1	1809	163	9.01	70	87
0286 Birmingham 2	1754	172	9.81	80	86
0287 Birmingham 3	1666	139	8.34	74	63
0288 Birmingham 4	1873	139	7.42	50	89
0289 Birmingham 5	1773	161	9.08	75	82
0290 Birmingham 6	1994	161	8.07	68	90
0291 Birmingham 7	1973	141	7.15	78	63
0292 Birmingham 8	1648	123	7.46	61	62
0293 Birmingham 9	1389	81	5.83	40	40
0295 Bloomfield Hills 1	1947	113	5.80	50	60
0296 Bloomfield Hills 2	1499	89	5.94	40	49
0298 Clarkston 1	818	88	10.76	47	41

542 PRECINCTS	REGISTERED VOTERS	BALLOTS CAST	TURNOUT PERCENTAGE	GOVERNOR Virg Bernero	GOVERNOR Andy Dillon
0299 Clawson 1	2102	218	10.37	112	102
0300 Clawson 2	969	68	7.02	30	36
0301 Clawson 3	2065	154	7.46	79	72
0302 Clawson 4	1057	88	8.33	52	32
0303 Clawson 5	914	57	6.24	27	30
0304 Clawson 6	2229	166	7.45	92	70
0306 Farmington 1	973	144	14.80	66	70
0307 Farmington 2	1399	178	12.72	83	88
0308 Farmington 3	1271	104	8.18	50	49
0309 Farmington 4	1232	141	11.44	76	63
0310 Farmington 5	1006	124	12.33	60	57
0311 Farmington 6	1367	167	12.22	82	83
0313 Farmington Hills 1	1981	327	16.51	173	146
0314 Farmington Hills 2	2253	338	15.00	194	137
0315 Farmington Hills 3	2324	412	17.73	216	176
0316 Farmington Hills 4	2286	383	16.75	188	182
0317 Farmington Hills 5	1875	156	8.32	77	73
0318 Farmington Hills 6	1270	83	6.54	55	26
0319 Farmington Hills 7	2051	256	12.48	138	113
0320 Farmington Hills 8	1839	180	9.79	107	68
0321 Farmington Hills 9	2465	276	11.20	170	100
0322 Farmington Hills 10	2567	262	10.21	133	122
0323 Farmington Hills 11	2344	259	11.05	120	132
0324 Farmington Hills 12	1826	283	15.50	158	119
0325 Farmington Hills 13	1770	254	14.35	113	131
0326 Farmington Hills 14	2077	234	11.27	140	90
0327 Farmington Hills 15	1142	124	10.86	57	62
0328 Farmington Hills 16	2549	257	10.08	135	116
0329 Farmington Hills 17	2673	164	6.14	93	70
0330 Farmington Hills 18	1375	134	9.75	85	48
0331 Farmington Hills 19	1939	280	14.44	139	131
0332 Farmington Hills 20	2482	268	10.80	164	102
0333 Farmington Hills 21	2469	194	7.86	106	84
0334 Farmington Hills 22	1900	139	7.32	71	68
0335 Farmington Hills 23	1691	144	8.52	62	81
0336 Farmington Hills 24	2709	261	9.63	142	114
0337 Farmington Hills 25	2582	250	9.68	112	132
0338 Farmington Hills 26	2419	176	7.28	96	79
0339 Farmington Hills 27	2459	152	6.18	85	66
0342 Fenton 2	2	0		0	0
0343 Ferndale 1	2084	203	9.74	105	93
0344 Ferndale 2	1989	381	19.16	224	140
0345 Ferndale 3	1782	211	11.84	124	76
0346 Ferndale 4	2270	330	14.54	200	117
0347 Ferndale 5	2121	277	13.06	156	106
0348 Ferndale 6	1220	147	12.05	74	68
0349 Ferndale 7	1850	209	11.30	116	85
0350 Ferndale 8	2364	203	8.59	96	101
0351 Ferndale 9	1277	95	7.44	51	40

542 PRECINCTS	REGISTERED VOTERS	BALLOTS CAST	TURNOUT PERCENTAGE	GOVERNOR	
				Virgil Beer	Andrew Dillon
0353 Hazel Park 1	1574	101	6.42	51	38
0354 Hazel Park 2	1228	89	7.25	35	48
0355 Hazel Park 3	1975	106	5.37	67	32
0356 Hazel Park 4	1409	101	7.17	55	44
0357 Hazel Park 5	1889	151	7.99	77	70
0358 Hazel Park 6	1164	88	7.56	34	47
0359 Hazel Park 7	437	46	10.53	16	27
0360 Hazel Park 8	986	90	9.13	35	48
0361 Hazel Park 9	1532	88	5.74	52	35
0363 Huntington Woods 1	1135	333	29.34	168	152
0364 Huntington Woods 2	977	239	24.46	118	107
0365 Huntington Woods 3	1011	279	27.60	145	121
0366 Huntington Woods 4	956	300	31.38	176	104
0367 Huntington Woods 5	983	256	26.04	145	102
0369 Keego Harbor 1	1995	107	5.36	60	46
0370 Lake Angelus 1	278	6	2.16	1	5
0371 Lathrup Village 1	1741	374	21.48	197	168
0372 Lathrup Village 2	1788	406	22.71	208	188
0374 Madison Heights 1	1854	143	7.71	73	67
0375 Madison Heights 2	1525	103	6.75	41	55
0376 Madison Heights 3	1914	114	5.96	63	46
0377 Madison Heights 4	1687	104	6.16	55	43
0378 Madison Heights 5	1574	145	9.21	60	75
0379 Madison Heights 6	404	75	18.56	29	43
0380 Madison Heights 7	250	28	11.20	7	21
0381 Madison Heights 8	703	83	11.81	47	31
0382 Madison Heights 9	1498	147	9.81	72	72
0383 Madison Heights 10	710	107	15.07	54	50
0384 Madison Heights 11	1080	120	11.11	49	65
0385 Madison Heights 12	2077	209	10.06	89	104
0386 Madison Heights 13	1915	223	11.64	104	102
0387 Madison Heights 14	1136	108	9.51	38	64
0388 Madison Heights 15	2327	133	5.72	62	68
0390 Northville 2	2613	222	8.50	125	94
0392 Novi 1	1868	112	6.00	52	60
0393 Novi 2	2364	151	6.39	81	70
0394 Novi 3	1768	130	7.35	65	64
0395 Novi 4	1867	129	6.91	63	66
0396 Novi 5	1377	53	3.85	31	21
0397 Novi 6	1925	121	6.29	55	66
0398 Novi 7	1622	86	5.30	42	43
0399 Novi 8	1465	93	6.35	47	45
0400 Novi 9	2383	160	6.71	69	90
0401 Novi 10	802	134	16.71	53	79
0402 Novi 11	1652	88	5.33	49	38
0403 Novi 12	2561	77	3.01	31	46
0404 Novi 13	1025	64	6.24	33	30
0405 Novi 14	1282	65	5.07	37	28
0406 Novi 15	1780	97	5.45	51	45

542 PRECINCTS	REGISTERED VOTERS	BALLOTS CAST	VOTER TURNOUT PERCENTAGE	GOVERNOR	
				Virgil Bernero	Andy Dillon
0407 Novi 16	2339	104	4.45	59	44
0408 Novi 17	2064	95	4.60	49	45
0409 Novi 18	2092	154	7.36	64	89
0410 Novi 19	891	38	4.26	22	16
0411 Novi 20	1218	40	3.28	28	12
0412 Novi 21	1995	98	4.91	46	52
0420 Oak Park 1	859	140	16.30	67	63
0421 Oak Park 2	890	76	8.54	28	46
0422 Oak Park 3	1196	143	11.96	53	81
0423 Oak Park 4	1903	332	17.45	188	134
0424 Oak Park 5	935	136	14.55	78	57
0425 Oak Park 6	858	96	11.19	58	36
0426 Oak Park 7	1570	231	14.71	103	121
0427 Oak Park 8	1485	288	19.39	152	130
0428 Oak Park 9	1626	311	19.13	182	124
0429 Oak Park 10	1062	86	8.10	42	42
0430 Oak Park 11	936	174	18.59	89	77
0431 Oak Park 12	1248	245	19.63	131	109
0432 Oak Park 13	1006	127	12.62	67	58
0433 Oak Park 14	1209	170	14.06	85	81
0434 Oak Park 15	1220	174	14.26	85	81
0435 Oak Park 16	1147	151	13.16	99	50
0436 Oak Park 17	1060	130	12.26	76	50
0437 Oak Park 18	1225	98	8.00	51	42
0438 Oak Park 19	1078	190	17.63	105	79
0441 Orchard Lake 1	1850	116	6.27	58	57
0443 Pleasant Ridge 1	1148	205	17.86	118	81
0444 Pleasant Ridge 2	1093	247	22.60	122	110
0446 Pontiac 1	1943	238	12.25	92	142
0447 Pontiac 2	1799	215	11.95	90	120
0448 Pontiac 3	2086	124	5.94	52	70
0449 Pontiac 4	1234	181	14.67	86	93
0450 Pontiac 5	1065	76	7.14	43	32
0451 Pontiac 6	1501	188	12.52	103	80
0452 Pontiac 7	1855	115	6.20	53	58
0453 Pontiac 8	2002	145	7.24	78	67
0454 Pontiac 9	731	13	1.78	3	10
0455 Pontiac 10	1060	33	3.11	16	17
0456 Pontiac 11	2347	94	4.01	55	37
0457 Pontiac 12	1032	35	3.39	15	17
0458 Pontiac 13	1769	68	3.84	30	38
0459 Pontiac 14	2362	159	6.73	72	83
0460 Pontiac 15	1382	75	5.43	48	25
0461 Pontiac 16	816	42	5.15	19	21
0462 Pontiac 17	1940	148	7.63	75	71
0463 Pontiac 18	1806	94	5.20	54	39
0464 Pontiac 19	1833	101	5.51	55	45
0465 Pontiac 20	1516	217	14.31	102	113
0466 Pontiac 21	1677	95	5.66	43	51

542 PRECINCTS	REGISTERED VOTERS	BALLOTS CAST	TURNOUT PERCENTAGE	GOVERNOR Vigerr	GOVERNOR Andrieyl
0467 Pontiac 22	1734	48	2.77	27	20
0468 Pontiac 23	319	7	2.19	5	2
0469 Pontiac 24	1281	181	14.13	81	99
0470 Pontiac 25	2553	231	9.05	99	131
0471 Pontiac 26	996	70	7.03	39	29
0472 Pontiac 27	1527	121	7.92	56	62
0473 Pontiac 28	1847	169	9.15	71	89
0476 Rochester 1	1760	127	7.22	69	56
0477 Rochester 2	2458	168	6.83	72	92
0478 Rochester 3	1341	102	7.61	67	35
0479 Rochester 4	1042	70	6.72	40	30
0480 Rochester 5	2693	115	4.27	52	59
0482 Rochester Hills 1	1894	148	7.81	76	70
0483 Rochester Hills 2	1105	56	5.07	30	24
0484 Rochester Hills 3	1914	125	6.53	72	51
0485 Rochester Hills 4	2159	189	8.75	76	105
0486 Rochester Hills 5	1912	115	6.01	64	48
0487 Rochester Hills 6	955	98	10.26	44	51
0488 Rochester Hills 7	1024	89	8.69	34	54
0489 Rochester Hills 8	978	55	5.62	23	32
0490 Rochester Hills 9	2141	190	8.87	100	84
0491 Rochester Hills 10	1393	87	6.25	40	46
0492 Rochester Hills 11	2573	135	5.25	75	59
0493 Rochester Hills 12	2097	143	6.82	79	62
0494 Rochester Hills 13	2518	196	7.78	84	108
0495 Rochester Hills 14	2814	131	4.66	78	53
0496 Rochester Hills 15	1630	75	4.60	42	31
0497 Rochester Hills 16	1179	56	4.75	25	30
0498 Rochester Hills 17	1463	160	10.94	95	62
0499 Rochester Hills 18	1387	114	8.22	55	57
0500 Rochester Hills 19	1314	120	9.13	69	49
0501 Rochester Hills 20	1075	95	8.84	37	57
0502 Rochester Hills 21	2752	194	7.05	89	101
0503 Rochester Hills 22	1309	117	8.94	58	58
0504 Rochester Hills 23	1256	103	8.20	47	55
0505 Rochester Hills 24	1556	149	9.58	76	69
0506 Rochester Hills 25	2076	125	6.02	65	58
0507 Rochester Hills 26	2468	128	5.19	61	64
0508 Rochester Hills 27	2680	168	6.27	83	83
0509 Rochester Hills 28	1968	117	5.95	65	51
0510 Rochester Hills 29	989	64	6.47	35	28
0515 Royal Oak 1	2153	308	14.31	159	142
0516 Royal Oak 2	2281	231	10.13	118	105
0517 Royal Oak 3	1583	151	9.54	84	61
0518 Royal Oak 4	1745	196	11.23	111	77
0519 Royal Oak 5	1803	189	10.48	99	81
0520 Royal Oak 6	2615	266	10.17	145	106
0521 Royal Oak 8	2351	224	9.53	111	107
0522 Royal Oak 9	2400	233	9.71	112	112

542 PRECINCTS	REGISTERED VOTERS	BALLOTS CAST	TURNOUT PERCENTAGE	GOVERNOR Virg Bernero	Andy Dillon
0523 Royal Oak 10	2484	253	10.19	134	109
0524 Royal Oak 11	1278	92	7.20	44	47
0525 Royal Oak 12	1838	137	7.45	67	67
0526 Royal Oak 13	2042	254	12.44	125	121
0527 Royal Oak 14	1571	174	11.08	68	98
0528 Royal Oak 15	1571	132	8.40	67	61
0529 Royal Oak 16	2672	284	10.63	139	133
0530 Royal Oak 17	1856	225	12.12	100	109
0531 Royal Oak 18	1918	199	10.38	84	10B
0532 Royal Oak 19	2592	253	9.76	131	116
0533 Royal Oak 20	2102	240	11.42	107	124
0534 Royal Oak 21	1971	172	8.73	96	69
0535 Royal Oak 22	2214	225	10.16	122	98
0536 Royal Oak 23	1719	162	9.42	73	84
0537 Royal Oak 24	1072	110	10.26	48	62
0538 Royal Oak 25	1708	191	11.18	100	86
0543 South Lyon 1	2629	186	7.07	68	116
0544 South Lyon 2	1902	71	3.73	43	28
0545 South Lyon 3	1822	74	4.06	37	37
0546 South Lyon 4	1364	45	3.30	21	24
0548 Southfield 1	1354	292	21.57	142	141
0549 Southfield 2	1150	186	16.17	104	80
0550 Southfield 3	1257	200	15.91	105	85
0551 Southfield 4	1213	171	14.10	82	85
0552 Southfield 5	1486	240	16.15	120	110
0553 Southfield 6	1338	177	13.23	81	89
0554 Southfield 7	1214	233	19.19	117	111
0555 Southfield 8	1504	341	22.67	184	151
0556 Southfield 9	1331	270	20.29	144	114
0557 Southfield 10	1401	155	11.06	69	80
0558 Southfield 11	1601	302	18.86	158	137
0559 Southfield 12	1815	272	14.99	138	125
0560 Southfield 13	1450	309	21.31	142	150
0561 Southfield 14	1093	262	23.97	127	125
0562 Southfield 15	1770	238	13.45	96	127
0563 Southfield 16	1250	221	17.68	105	108
0564 Southfield 17	1474	330	22.39	178	145
0565 Southfield 18	958	180	18.79	88	87
0566 Southfield 19	1205	243	20.17	129	109
0567 Southfield 20	1450	181	12.48	95	76
0568 Southfield 21	1317	190	14.43	87	96
0569 Southfield 22	1289	168	13.03	98	70
0570 Southfield 23	1444	344	23.82	167	169
0571 Southfield 24	1279	269	21.03	136	125
0572 Southfield 25	748	207	27.67	104	96
0573 Southfield 26	963	154	15.99	67	80
0574 Southfield 27	1326	187	14.10	94	88
0575 Southfield 28	1295	212	16.37	118	88
0576 Southfield 29	1237	326	26.35	132	178

542 PRECINCTS	REGISTERED VOTERS	BALLOTS CAST	TURNOUT PERCENTAGE	GOVERNOR Virg Bernero	GOVERNOR Andy Dillon
0577 Southfield 30	1813	310	17.10	160	141
0578 Southfield 31	1238	93	7.51	56	37
0579 Southfield 32	1121	191	17.04	84	94
0580 Southfield 33	1335	316	23.67	148	153
0581 Southfield 34	1666	336	20.17	176	152
0582 Southfield 35	1812	335	18.49	136	177
0583 Southfield 36	1140	153	13.42	77	70
0584 Southfield 37	1221	228	18.67	121	104
0585 Southfield 38	1216	256	21.05	144	106
0586 Southfield 39	909	158	17.38	81	71
0587 Southfield 40	1137	147	12.93	80	64
0588 Southfield 41	1383	163	11.79	79	81
0589 Southfield 42	1354	142	10.49	66	75
0590 Southfield 43	1234	142	11.51	74	62
0594 Sylvan Lake 1	1376	133	9.67	67	64
0596 Troy 1	1227	73	5.95	32	40
0597 Troy 2	2161	175	8.10	91	79
0598 Troy 3	1810	123	6.80	62	59
0599 Troy 4	2706	190	7.02	106	80
0600 Troy 5	1399	106	7.58	46	59
0601 Troy 6	535	34	6.36	19	15
0602 Troy 7	1715	98	5.71	46	49
0603 Troy 8	1893	192	10.14	107	80
0604 Troy 9	2168	205	9.46	113	90
0605 Troy 10	1860	144	7.74	80	62
0606 Troy 11	1850	144	7.78	81	63
0607 Troy 12	1363	96	7.04	59	31
0608 Troy 13	2710	227	8.38	118	106
0609 Troy 14	1849	125	6.76	65	56
0610 Troy 15	1792	149	8.31	81	64
0611 Troy 16	1481	103	6.95	46	56
0612 Troy 17	2249	139	6.18	61	75
0613 Troy 18	1545	127	8.22	58	66
0614 Troy 19	1490	139	9.33	67	70
0615 Troy 20	2151	158	7.35	76	78
0616 Troy 21	1426	88	6.17	45	40
0617 Troy 22	2438	176	7.22	102	72
0618 Troy 23	2349	147	6.26	68	76
0619 Troy 24	2395	149	6.22	80	67
0620 Troy 25	2419	172	7.11	87	83
0621 Troy 26	2250	108	4.80	57	48
0622 Troy 27	1862	140	7.52	83	55
0623 Troy 28	1545	113	7.31	52	59
0624 Troy 29	2349	175	7.45	78	94
0625 Troy 30	637	62	9.73	33	29
0626 Troy 31	743	48	6.46	20	28
0632 Walled Lake 1	2309	146	6.32	74	70
0633 Walled Lake 2	2655	174	6.55	97	75
0634 Wixom 1	2424	122	5.03	59	62

542 PRECINCTS	REGISTERED VOTERS	BALLOTS CAST	TURNOUT PERCENTAGE	GOVERNOR Virg Bernero	GOVERNOR Andy Dillon
0635 Wixom 2	1898	93	4.90	44	46
0636 Wixom 3	2480	88	3.55	45	40
0637 Wixom 4	2020	102	5.05	46	56
GRAND TOTALS	892785	78098	8.75	40086	36024

60 PRECINCTS	REGISTERED VOTERS	BALLOTS CAST	TURNOUT PERCENTAGE	REPRESENTATIVE IN CONGRESS 8TH DISTRICT		
				Kanadl eamul um e	Lancaster Eldeen	Write-in
0001 Addison 1	1674	89	5.32	60	3	
0002 Addison 2	1805	98	5.43	69	1	
0003 Addison 3	1396	63	4.51	42	2	
0048 Brandon 1	2053	120	5.85	91	2	
0049 Brandon 2	2134	107	5.01	75		
0050 Brandon 3	2193	109	4.97	76	2	
0051 Brandon 4	2377	137	5.76	94		
0052 Brandon 5	1569	42	2.68	32		
0053 Brandon 6	1060	64	6.04	47		
0073 Groveland 1	1542	80	5.19	51		
0074 Groveland 2	1509	79	5.24	55		
0075 Groveland 3	1116	54	4.84	39	9	
0086 Holly 1	2190	118	5.39	72	8	
0087 Holly 2	2165	97	4.48	65	12	
0088 Holly 3	1948	95	4.88	63	10	
0089 Holly 4	2128	128	6.02	90	3	
0091 Independence 1	1423	99	6.96	70		
0092 Independence 2	2039	110	5.39	91		
0093 Independence 3	1997	135	6.76	87		
0094 Independence 4	1995	139	6.97	107		
0095 Independence 5	1581	94	5.95	71		
0096 Independence 6	1763	81	4.59	49	1	
0097 Independence 7	1870	109	5.83	72	2	
0098 Independence 8	1105	63	5.70	47		
0099 Independence 9	1752	101	5.76	72		
0100 Independence 10	2113	168	7.95	114	1	
0101 Independence 11	1844	101	5.48	68	1	
0102 Independence 12	878	61	6.95	41	1	
0103 Independence 13	1363	69	5.06	46		
0104 Independence 14	2169	130	5.99	91		
0105 Independence 15	1550	89	5.74	63		
0133 Orion 1	1818	87	4.79	65	2	
0134 Orion 2	2179	102	4.68	77	2	
0135 Orion 3	1799	111	6.17	79		
0136 Orion 4	2318	123	5.31	74		
0137 Orion 5	1473	70	4.75	48	2	
0138 Orion 6	1637	81	4.95	55		
0139 Orion 7	1813	97	5.35	75		
0142 Orion 10	1549	93	6.00	65	1	
0144 Orion 12	1837	92	5.01	70		
0145 Orion 13	1707	88	5.16	71		
0149 Oxford 1	2418	132	5.46	108	2	
0150 Oxford 2	2096	62	2.96	46		
0151 Oxford 3	2325	111	4.77	65		
0152 Oxford 4	2190	93	4.25	64	4	
0153 Oxford 5	1543	61	3.95	48	1	

REPRESENTATIVE IN CONGRESS 8TH DISTRICT

60 PRECINCTS	REGISTERED VOTERS	BALLOTS CAST	TURNOUT PERCENTAGE	Kandee Ngalamulume	Lance Enderle Write-in
0154 Oxford 6	1991	87	4.37	67	2
0155 Oxford 7	1823	94	5.16	71	
0157 Rose 1	1272	86	6.76	57	3
0158 Rose 2	1774	108	6.09	83	
0159 Rose 3	1833	108	5.89	81	
0176 Springfield 1	1517	85	5.60	49	
0177 Springfield 2	1518	75	4.94	52	
0178 Springfield 3	1946	101	5.19	70	
0179 Springfield 4	1408	75	5.33	54	3
0180 Springfield 5	1605	61	3.80	45	3
0181 Springfield 6	1595	92	5.77	65	2
0182 Springfield 7	814	58	7.13	36	1
0298 Clarkston 1	818	88	10.76	67	2
0342 Fenton 2	2	0		0	
GRAND TOTALS	102919	5550	5.39	3917	88

REPRESENTATIVE IN CONGRESS 9TH DISTRICT

291 PRECINCTS	REGISTERED VOTERS	BALLOTS CAST	TURNOUT PERCENTAGE	Gary Peters
0005 Bloomfield 1	920	102	11.09	92
0006 Bloomfield 2	647	70	10.82	63
0007 Bloomfield 3	1253	165	13.17	151
0008 Bloomfield 4	1165	93	7.98	80
0009 Bloomfield 5	987	71	7.19	65
0010 Bloomfield 6	1197	100	8.35	88
0011 Bloomfield 7	625	67	10.72	52
0012 Bloomfield 8	2081	110	5.29	90
0013 Bloomfield 9	1444	130	9.00	115
0014 Bloomfield 10	1471	188	12.78	168
0015 Bloomfield 11	1406	152	10.81	131
0016 Bloomfield 12	1304	111	8.51	100
0017 Bloomfield 13	1095	80	7.31	77
0018 Bloomfield 14	1244	91	7.32	80
0019 Bloomfield 15	710	68	9.58	66
0020 Bloomfield 16	1092	110	10.07	100
0021 Bloomfield 17	569	62	10.90	56
0022 Bloomfield 18	878	84	9.57	77
0023 Bloomfield 19	1141	81	7.10	67
0024 Bloomfield 20	999	116	11.61	99
0025 Bloomfield 21	1067	129	12.09	120
0026 Bloomfield 22	1344	141	10.49	125
0027 Bloomfield 23	845	51	6.04	41
0028 Bloomfield 24	918	63	6.86	58
0029 Bloomfield 25	648	71	10.96	66
0030 Bloomfield 26	969	55	5.68	53
0031 Bloomfield 27	679	94	13.84	86
0032 Bloomfield 28	631	33	5.23	27
0033 Bloomfield 29	828	65	7.85	59
0034 Bloomfield 30	1563	139	8.89	126
0035 Bloomfield 31	595	45	7.56	35
0036 Bloomfield 32	1026	108	10.53	98
0124 Oakland 1	1642	116	7.06	101
0125 Oakland 2	1456	111	7.62	103
0126 Oakland 3	681	47	6.90	44
0127 Oakland 4	1528	118	7.72	104
0128 Oakland 5	1669	58	3.48	51
0129 Oakland 6	1770	63	3.56	56
0130 Oakland 7	2022	92	4.55	75
0131 Oakland 8	1184	81	6.84	76
0140 Orion 8	1958	111	5.67	96
0141 Orion 9	2146	97	4.52	92
0143 Orion 11	1346	94	6.98	86
0146 Orion 14	1092	59	5.40	53
0164 Southfield Twp 1	899	95	10.57	87
0165 Southfield Twp 2	977	107	10.95	93
0166 Southfield Twp 3	765	85	11.11	75
0167 Southfield Twp 4	1196	121	10.12	98
0168 Southfield Twp 5	1276	146	11.44	127

291 PRECINCTS	REGISTERED VOTERS	BALLOTS	TOTAL VOTES	REPRESENTATIVE IN CONGRESS 9TH DISTRICT Gary Peters
0169 Southfield Twp 6	1909	208	10.90	191
0170 Southfield Twp 7	1061	113	10.65	103
0171 Southfield Twp 8	1295	154	11.89	136
0172 Southfield Twp 9	1074	102	9.50	88
0173 Southfield Twp 10	920	137	14.89	127
0185 Waterford 2	1958	131	6.69	123
0187 Waterford 4	2117	122	5.76	106
0189 Waterford 6	2253	120	5.33	110
0190 Waterford 7	1770	95	5.37	87
0191 Waterford 8	2002	129	6.44	115
0192 Waterford 9	1477	99	6.70	79
0193 Waterford 10	1804	142	7.87	123
0194 Waterford 11	1809	136	7.52	120
0195 Waterford 12	1874	152	8.11	139
0196 Waterford 13	1702	85	4.99	80
0197 Waterford 14	1397	100	7.16	91
0198 Waterford 15	1864	115	6.17	98
0199 Waterford 16	1869	86	4.60	79
0200 Waterford 17	2250	127	5.64	115
0201 Waterford 18	1700	123	7.24	108
0202 Waterford 19	1870	110	5.88	99
0203 Waterford 20	1816	107	5.89	96
0204 Waterford 21	1802	149	8.27	128
0205 Waterford 22	2139	119	5.56	110
0206 Waterford 23	2069	135	6.52	121
0207 Waterford 24	2222	143	6.44	137
0208 Waterford 25	2079	156	7.50	136
0209 Waterford 26	1944	99	5.09	91
0210 Waterford 27	1951	99	5.07	87
0211 Waterford 28	1714	57	3.33	43
0212 Waterford 29	1581	89	5.63	86
0216 W. Bloomfield 1	2143	308	14.37	276
0217 W. Bloomfield 2	1942	151	7.78	129
0218 W. Bloomfield 3	1029	96	9.33	85
0219 W. Bloomfield 4	1118	78	6.98	67
0220 W. Bloomfield 5	2011	175	8.70	156
0221 W. Bloomfield 6	1321	157	11.88	130
0222 W. Bloomfield 7	1492	234	15.68	210
0223 W. Bloomfield 8	2209	209	9.46	185
0224 W. Bloomfield 9	1604	213	13.28	180
0225 W. Bloomfield 10	2320	276	11.90	235
0226 W. Bloomfield 11	1313	220	16.76	203
0227 W. Bloomfield 12	2048	347	16.94	316
0228 W. Bloomfield 13	1919	278	14.49	238
0229 W. Bloomfield 14	1690	142	8.40	125
0230 W. Bloomfield 15	2584	398	15.40	350
0231 W. Bloomfield 16	1181	110	9.31	96
0232 W. Bloomfield 17	1930	255	13.21	226
0233 W. Bloomfield 18	1622	154	9.49	135

291 PRECINCTS	REGISTERED VOTERS	BALLOTS CAST	VOTER TURNOUT PERCENTAGE	REPRESENTATIVE IN CONGRESS 9TH DISTRICT GP ae rt ye rs
0234 W. Bloomfield 19	2672	470	17.59	432
0235 W. Bloomfield 20	1559	264	16.93	243
0236 W. Bloomfield 21	1752	214	12.21	199
0237 W. Bloomfield 22	2387	365	15.29	330
0238 W. Bloomfield 23	2230	357	16.01	320
0239 W. Bloomfield 24	1640	163	9.94	154
0240 W. Bloomfield 25	2106	218	10.35	187
0241 W. Bloomfield 26	1714	156	9.10	128
0242 W. Bloomfield 27	1216	149	12.25	126
0268 Auburn Hills 1	1046	51	4.88	46
0269 Auburn Hills 2	1485	125	8.42	112
0270 Auburn Hills 3	1707	102	5.98	93
0271 Auburn Hills 4	174B	73	4.18	68
0272 Auburn Hills 5	1331	105	7.89	101
0273 Auburn Hills 6	1967	151	7.68	135
0274 Auburn Hills 7	1826	231	12.65	217
0275 Auburn Hills 8	1610	96	5.96	93
0276 Auburn Hills 9	1280	73	5.70	68
0278 Berkley 1	2092	214	10.23	191
0279 Berkley 2	1859	196	10.54	171
0280 Berkley 3	2774	254	9.16	233
0281 Berkley 4	1684	221	13.12	185
0282 Berkley 5	1327	128	9.65	117
0283 Berkley 6	2144	191	8.91	166
0285 Birmingham 1	1809	163	9.01	143
0286 Birmingham 2	1754	172	9.81	152
0287 Birmingham 3	1666	139	8.34	129
0288 Birmingham 4	1873	139	7.42	116
0289 Birmingham 5	1773	161	9.08	144
0290 Birmingham 6	1994	161	8.07	134
0291 Birmingham 7	1973	141	7.15	127
0292 Birmingham 8	1648	123	7.46	107
0293 Birmingham 9	1389	81	5.83	75
0295 Bloomfield Hills 1	1947	113	5.80	105
0296 Bloomfield Hills 2	1499	89	5.94	76
0299 Clawson 1	2102	218	10.37	196
0300 Clawson 2	969	68	7.02	61
0301 Clawson 3	2065	154	7.46	136
0302 Clawson 4	1057	88	8.33	72
0303 Clawson 5	914	57	6.24	51
0304 Clawson 6	2229	166	7.45	146
0306 Farmington 1	973	144	14.80	129
0307 Farmington 2	1399	178	12.72	163
0308 Farmington 3	1271	104	8.18	93
0309 Farmington 4	1232	141	11.44	119
0310 Farmington 5	1006	124	12.33	104
0311 Farmington 6	1367	167	12.22	148
0313 Farmington Hills 1	1981	327	16.51	307
0314 Farmington Hills 2	2253	338	15.00	303

291 PRECINCTS	REGISTERED VOTERS	BALLOTS CAST	TURNOUT PERCENTAGE	REPRESENTATIVE IN CONGRESS 9TH DISTRICT GARY PETERS
0315 Farmington Hills 3	2324	412	17.73	363
0316 Farmington Hills 4	2286	383	16.75	346
0317 Farmington Hills 5	1875	156	8.32	144
0318 Farmington Hills 6	1270	83	6.54	74
0319 Farmington Hills 7	2051	256	12.48	226
0320 Farmington Hills 8	1839	180	9.79	162
0321 Farmington Hills 9	2465	276	11.20	246
0322 Farmington Hills 10	2567	262	10.21	232
0323 Farmington Hills 11	2344	259	11.05	226
0324 Farmington Hills 12	1826	283	15.50	233
0325 Farmington Hills 13	1770	254	14.35	230
0326 Farmington Hills 14	2077	234	11.27	211
0327 Farmington Hills 15	1142	124	10.86	105
0328 Farmington Hills 16	2549	257	10.08	241
0329 Farmington Hills 17	2673	164	6.14	143
0330 Farmington Hills 18	1375	134	9.75	122
0331 Farmington Hills 19	1939	280	14.44	249
0332 Farmington Hills 20	24B2	268	10.80	245
0333 Farmington Hills 21	2469	194	7.86	174
0334 Farmington Hills 22	1900	139	7.32	118
0335 Farmington Hills 23	1691	144	8.52	128
0336 Farmington Hills 24	2709	261	9.63	228
0337 Farmington Hills 25	2582	250	9.68	224
0338 Farmington Hills 26	2419	176	7.28	156
0339 Farmington Hills 27	2459	152	6.18	138
0369 Keego Harbor 1	1995	107	5.36	95
0370 Lake Angelus 1	278	6	2.16	6
0441 Orchard Lake 1	1B50	116	6.27	105
0446 Pontiac 1	1943	238	12.25	216
0447 Pontiac 2	1799	215	11.95	205
0448 Pontiac 3	2086	124	5.94	117
0449 Pontiac 4	1234	181	14.67	158
0450 Pontiac 5	1065	76	7.14	70
0451 Pontiac 6	1501	188	12.52	174
0452 Pontiac 7	1855	115	6.20	110
0453 Pontiac 8	2002	145	7.24	131
0454 Pontiac 9	731	13	1.7B	13
0455 Pontiac 10	1060	33	3.11	32
0456 Pontiac 11	2347	94	4.01	87
0457 Pontiac 12	1032	35	3.39	30
0458 Pontiac 13	1769	68	3.84	62
0459 Pontiac 14	2362	159	6.73	139
0460 Pontiac 15	1382	75	5.43	70
0461 Pontiac 16	816	42	5.15	40
0462 Pontiac 17	1940	148	7.63	137
0463 Pontiac 18	1806	94	5.20	89
0464 Pontiac 19	1833	101	5.51	97
0465 Pontiac 20	1516	217	14.31	199
0466 Pontiac 21	1677	95	5.66	86

291 PRECINCTS	REGISTERED VOTERS	BALLOTS	VOTER TURNOUT	REPRESENTATIVE IN CONGRESS 9TH DISTRICT GARY PETERS
0467 Pontiac 22	1734	48	2.77	42
0468 Pontiac 23	319	7	2.19	6
0469 Pontiac 24	1281	181	14.13	171
0470 Pontiac 25	2553	231	9.05	209
0471 Pontiac 26	996	70	7.03	67
0472 Pontiac 27	1527	121	7.92	112
0473 Pontiac 28	1847	169	9.15	157
0476 Rochester 1	1760	127	7.22	111
0477 Rochester 2	2458	168	6.83	152
0478 Rochester 3	1341	102	7.61	93
0479 Rochester 4	1042	70	6.72	64
0480 Rochester 5	2693	115	4.27	94
0482 Rochester Hills 1	1894	148	7.81	139
0483 Rochester Hills 2	1105	56	5.07	53
0484 Rochester Hills 3	1914	125	6.53	113
0485 Rochester Hills 4	2159	189	8.75	175
0486 Rochester Hills 5	1912	115	6.01	102
0487 Rochester Hills 6	955	98	10.26	90
0488 Rochester Hills 7	1024	89	8.69	86
0489 Rochester Hills 8	978	55	5.62	54
0490 Rochester Hills 9	2141	190	8.87	167
0491 Rochester Hills 10	1393	87	6.25	77
0492 Rochester Hills 11	2573	135	5.25	125
0493 Rochester Hills 12	2097	143	6.82	134
0494 Rochester Hills 13	2518	196	7.78	170
0495 Rochester Hills 14	2814	131	4.66	120
0496 Rochester Hills 15	1630	75	4.60	68
0497 Rochester Hills 16	1179	56	4.75	46
0498 Rochester Hills 17	1463	160	10.94	149
0499 Rochester Hills 18	1387	114	8.22	102
0500 Rochester Hills 19	1314	120	9.13	101
0501 Rochester Hills 20	1075	95	8.84	85
0502 Rochester Hills 21	2752	194	7.05	182
0503 Rochester Hills 22	1309	117	8.94	109
0504 Rochester Hills 23	1256	103	8.20	94
0505 Rochester Hills 24	1556	149	9.58	138
0506 Rochester Hills 25	2076	125	6.02	107
0507 Rochester Hills 26	2468	128	5.19	116
0508 Rochester Hills 27	2680	168	6.27	153
0509 Rochester Hills 28	1968	117	5.95	112
0510 Rochester Hills 29	989	64	6.47	56
0517 Royal Oak 3	1583	151	9.54	132
0518 Royal Oak 4	1745	196	11.23	174
0519 Royal Oak 5	1803	189	10.48	160
0520 Royal Oak 6	2615	266	10.17	231
0521 Royal Oak 8	2351	224	9.53	198
0522 Royal Oak 9	2400	233	9.71	201
0523 Royal Oak 10	2484	253	10.19	225
0524 Royal Oak 11	1278	92	7.20	88

291 PRECINCTS	REGISTERED VOTERS	BALLOTS CAST	TURNOUT PERCENTAGE	REPRESENTATIVE IN CONGRESS 9TH DISTRICT Party Votes
0525 Royal Oak 12	1838	137	7.45	124
0526 Royal Oak 13	2042	254	12.44	217
0527 Royal Oak 14	1571	174	11.08	151
0528 Royal Oak 15	1571	132	8.40	114
0529 Royal Oak 16	2672	284	10.63	243
0530 Royal Oak 17	1856	225	12.12	197
0531 Royal Oak 18	1918	199	10.38	168
0532 Royal Oak 19	2592	253	9.76	219
0533 Royal Oak 20	2102	240	11.42	211
0534 Royal Oak 21	1971	172	8.73	159
0535 Royal Oak 22	2214	225	10.16	195
0536 Royal Oak 23	1719	162	9.42	151
0537 Royal Oak 24	1072	110	10.26	102
0538 Royal Oak 25	1708	191	11.18	172
0594 Sylvan Lake 1	1376	133	9.67	118
0596 Troy 1	1227	73	5.95	62
0597 Troy 2	2161	175	8.10	155
0598 Troy 3	1810	123	6.80	110
0599 Troy 4	2706	190	7.02	164
0600 Troy 5	1399	106	7.58	94
0601 Troy 6	535	34	6.36	29
0602 Troy 7	1715	98	5.71	92
0603 Troy 8	1893	192	10.14	180
0604 Troy 9	2168	205	9.46	186
0605 Troy 10	1860	144	7.74	125
0606 Troy 11	1850	144	7.78	125
0607 Troy 12	1363	96	7.04	84
0608 Troy 13	2710	227	8.38	196
0609 Troy 14	1849	125	6.76	110
0610 Troy 15	1792	149	8.31	138
0611 Troy 16	1481	103	6.95	95
0612 Troy 17	2249	139	6.18	118
0613 Troy 18	1545	127	8.22	114
0614 Troy 19	1490	139	9.33	129
0615 Troy 20	2151	158	7.35	144
0616 Troy 21	1426	88	6.17	82
0617 Troy 22	2438	176	7.22	149
0618 Troy 23	2349	147	6.26	128
0619 Troy 24	2395	149	6.22	140
0620 Troy 25	2419	172	7.11	158
0621 Troy 26	2250	108	4.80	100
0622 Troy 27	1862	140	7.52	130
0623 Troy 28	1545	113	7.31	100
0624 Troy 29	2349	175	7.45	157
0625 Troy 30	637	62	9.73	54
0626 Troy 31	743	48	6.46	39
GRAND TOTALS	488955	42346	8.66	37843

83 PRECINCTS	REGISTERED VOTERS	BALLOTS CAST	VOTER TURNOUT PERCENTAGE	REPRESENTATIVE IN CONGRESS 11TH DISTRICT Natasha Irwin
0055 Commerce 1	1519	87	5.73	64
0056 Commerce 2	2112	120	5.68	88
0057 Commerce 3	2396	282	11.77	226
0058 Commerce 4	2200	116	5.27	86
0059 Commerce 5	2473	133	5.38	92
0060 Commerce 6	1685	103	6.11	91
0061 Commerce 7	2055	107	5.21	72
0062 Commerce 8	2216	127	5.73	94
0063 Commerce 9	1991	129	6.48	102
0064 Commerce 10	2020	136	6.73	111
0065 Commerce 11	2068	112	5.42	87
0066 Commerce 12	1386	109	7.86	83
0067 Commerce 13	2053	112	5.46	79
0068 Commerce 14	1707	72	4.22	58
0069 Commerce 15	1637	105	6.41	83
0077 Highland 1	2290	93	4.06	80
0078 Highland 2	2153	130	6.04	102
0079 Highland 3	1659	65	3.92	52
0080 Highland 4	2267	142	6.26	121
0081 Highland 5	1320	95	7.20	64
0082 Highland 6	1965	124	6.31	89
0083 Highland 7	1221	56	4.59	39
0084 Highland 8	1414	108	7.64	93
0109 Lyon 1	2481	98	3.95	79
0110 Lyon 2	2087	84	4.02	70
0111 Lyon 3	2521	106	4.20	84
0112 Lyon 4	2855	95	3.33	67
0114 Milford 1	1677	115	6.86	86
0115 Milford 2	1509	81	5.37	63
0116 Milford 3	1688	100	5.92	83
0117 Milford 4	2405	141	5.86	114
0118 Milford 5	618	42	6.80	32
0119 Milford 6	1179	95	8.06	72
0120 Milford 7	1711	111	6.49	87
0121 Milford 8	1154	83	7.19	71
0123 Novi Twp 1	124	16	12.90	10
0184 Waterford 1	1893	101	5.34	78
0186 Waterford 3	1350	131	9.70	116
0188 Waterford 5	1939	94	4.85	70
0255 White Lake 1	1991	120	6.03	96
0256 White Lake 2	2251	130	5.78	106
0257 White Lake 3	1250	62	4.96	44
0258 White Lake 4	927	44	4.75	35
0259 White Lake 5	2137	144	6.74	106
0260 White Lake 6	2623	142	5.41	112
0261 White Lake 7	1703	98	5.75	82
0262 White Lake 8	2347	119	5.07	97
0263 White Lake 9	2030	99	4.88	77
0264 White Lake 10	2174	71	3.27	57

OFFICIAL CANVASS

PRIMARY ELECTION
TUESDAY, AUGUST 3, 2010
OAKLAND COUNTY, MICHIGAN
Democratic Party

PRINTED 08/16/10, 10:33 AM

B3 PRECINCTS	REGISTERED VOTERS	BALLOTS CAST	TURNOUT PERCENTAGE	REPRESENTATIVE IN CONGRESS 11TH DISTRICT Mathieu
0265 White Lake 11	2037	97	4.76	71
0266 White Lake 12	1153	85	7.37	67
0390 Northville 2	2613	222	8.50	178
0392 Novi 1	1868	112	6.00	86
0393 Novi 2	2364	151	6.39	120
0394 Novi 3	1768	130	7.35	105
0395 Novi 4	1867	129	6.91	98
0396 Novi 5	1377	53	3.85	44
0397 Novi 6	1925	121	6.29	93
0398 Novi 7	1622	86	5.30	76
0399 Novi 8	1465	93	6.35	75
0400 Novi 9	2383	160	6.71	126
0401 Novi 10	802	134	16.71	106
0402 Novi 11	1652	88	5.33	62
0403 Novi 12	2561	77	3.01	66
0404 Novi 13	1025	64	6.24	55
0405 Novi 14	1282	65	5.07	50
0406 Novi 15	1780	97	5.45	73
0407 Novi 16	2339	104	4.45	73
0408 Novi 17	2064	95	4.60	69
0409 Novi 18	2092	154	7.36	117
0410 Novi 19	891	38	4.26	30
0411 Novi 20	1218	40	3.28	28
0412 Novi 21	1995	98	4.91	79
0543 South Lyon 1	2629	186	7.07	155
0544 South Lyon 2	1902	71	3.73	60
0545 South Lyon 3	1822	74	4.06	57
0546 South Lyon 4	1364	45	3.30	36
0632 Walled Lake 1	2309	146	6.32	127
0633 Walled Lake 2	2655	174	6.55	135
0634 Wixom 1	2424	122	5.03	86
0635 Wixom 2	1898	93	4.90	68
0636 Wixom 3	2480	88	3.55	77
0637 Wixom 4	2020	102	5.05	80
GRAND TOTALS	154077	8779	5.70	6878

OFFICIAL CANVASS

PRIMARY ELECTION
TUESDAY, AUGUST 3, 2010
OAKLAND COUNTY, MICHIGAN
Democratic Party

PRINTED 08/16/10, 10:33 AM

108 PRECINCTS	REGISTERED VOTERS	BALLOTS CAST	TURNOUT PERCENTAGE	REPRESENTATIVE IN CONGRESS 12TH DISTRICT	
				Sandy Levin	Mike Switalski
0161 Royal Oak Twp 1	1416	178	12.57	167	5
0162 Royal Oak Twp 2	1043	181	17.35	165	13
0343 Ferndale 1	2084	203	9.74	179	20
0344 Ferndale 2	1989	381	19.16	330	41
0345 Ferndale 3	1782	211	11.84	185	20
0346 Ferndale 4	2270	330	14.54	283	46
0347 Ferndale 5	2121	277	13.06	242	30
0348 Ferndale 6	1220	147	12.05	118	24
0349 Ferndale 7	1850	209	11.30	179	23
0350 Ferndale 8	2364	203	8.59	152	45
0351 Ferndale 9	1277	95	7.44	83	10
0353 Hazel Park 1	1574	101	6.42	78	23
0354 Hazel Park 2	1228	89	7.25	69	17
0355 Hazel Park 3	1975	106	5.37	80	22
0356 Hazel Park 4	1409	101	7.17	72	26
0357 Hazel Park 5	1889	151	7.99	106	39
0358 Hazel Park 6	1164	88	7.56	65	21
0359 Hazel Park 7	437	46	10.53	36	9
0360 Hazel Park 8	986	90	9.13	69	19
0361 Hazel Park 9	1532	88	5.74	64	23
0363 Huntington Woods 1	1135	333	29.34	305	26
0364 Huntington Woods 2	977	239	24.46	218	14
0365 Huntington Woods 3	1011	279	27.60	245	26
0366 Huntington Woods 4	956	300	31.38	282	12
0367 Huntington Woods 5	983	256	26.04	237	17
0371 Lathrup Village 1	1741	374	21.48	336	31
0372 Lathrup Village 2	1788	406	22.71	370	29
0374 Madison Heights 1	1854	143	7.71	118	23
0375 Madison Heights 2	1525	103	6.75	72	29
0376 Madison Heights 3	1914	114	5.96	84	28
0377 Madison Heights 4	1687	104	6.16	77	23
0378 Madison Heights 5	1574	145	9.21	102	41
0379 Madison Heights 6	404	75	18.56	58	14
0380 Madison Heights 7	250	28	11.20	21	7
0381 Madison Heights 8	703	83	11.81	67	13
0382 Madison Heights 9	1498	147	9.81	111	33
0383 Madison Heights 10	710	107	15.07	86	20
0384 Madison Heights 11	1080	120	11.11	95	23
0385 Madison Heights 12	2077	209	10.06	159	47
0386 Madison Heights 13	1915	223	11.64	172	43
0387 Madison Heights 14	1136	108	9.51	83	23
0388 Madison Heights 15	2327	133	5.72	114	15
0420 Oak Park 1	859	140	16.30	118	21
0421 Oak Park 2	890	76	8.54	71	4
0422 Oak Park 3	1196	143	11.96	127	12
0423 Oak Park 4	1903	332	17.45	310	19
0424 Oak Park 5	935	136	14.55	116	16
0425 Oak Park 6	858	96	11.19	82	13

108 PRECINCTS	REGISTERED VOTERS	BALLOTS CAST	TURNOUT PERCENTAGE	REPRESENTATIVE IN CONGRESS 12TH DISTRICT	
				Sander Levin	Mike Switalski
0426 Oak Park 7	1570	231	14.71	216	13
0427 Oak Park 8	1485	288	19.39	265	17
0428 Oak Park 9	1626	311	19.13	297	9
0429 Oak Park 10	1062	86	8.10	76	7
0430 Oak Park 11	936	174	18.59	146	25
0431 Oak Park 12	1248	245	19.63	228	13
0432 Oak Park 13	1006	127	12.62	114	12
0433 Oak Park 14	1209	170	14.06	155	9
0434 Oak Park 15	1220	174	14.26	159	14
0435 Oak Park 16	1147	151	13.16	135	12
0436 Oak Park 17	1060	130	12.26	107	22
0437 Oak Park 18	1225	98	8.00	79	11
0438 Oak Park 19	1078	190	17.63	166	22
0443 Pleasant Ridge 1	1148	205	17.86	173	26
0444 Pleasant Ridge 2	1093	247	22.60	214	28
0515 Royal Oak 1	2153	308	14.31	266	35
0516 Royal Oak 2	2281	231	10.13	178	46
0548 Southfield 1	1354	292	21.57	269	16
0549 Southfield 2	1150	186	16.17	170	14
0550 Southfield 3	1257	200	15.91	183	12
0551 Southfield 4	1213	171	14.10	153	16
0552 Southfield 5	1486	240	16.15	219	13
0553 Southfield 6	1338	177	13.23	161	11
0554 Southfield 7	1214	233	19.19	216	13
0555 Southfield 8	1504	341	22.67	319	17
0556 Southfield 9	1331	270	20.29	232	24
0557 Southfield 10	1401	155	11.06	133	20
0558 Southfield 11	1601	302	18.86	269	26
0559 Southfield 12	1815	272	14.99	247	15
0560 Southfield 13	1450	309	21.31	283	18
0561 Southfield 14	1093	262	23.97	250	7
0562 Southfield 15	1770	238	13.45	216	13
0563 Southfield 16	1250	221	17.68	197	16
0564 Southfield 17	1474	330	22.39	306	19
0565 Southfield 18	958	180	18.79	171	6
0566 Southfield 19	1205	243	20.17	225	13
0567 Southfield 20	1450	181	12.48	170	4
0568 Southfield 21	1317	190	14.43	174	9
0569 Southfield 22	1289	168	13.03	157	11
0570 Southfield 23	1444	344	23.82	319	21
0571 Southfield 24	1279	269	21.03	239	21
0572 Southfield 25	748	207	27.67	193	9
0573 Southfield 26	963	154	15.99	144	2
0574 Southfield 27	1326	187	14.10	180	7
0575 Southfield 28	1295	212	16.37	196	9
0576 Southfield 29	1237	326	26.35	306	13
0577 Southfield 30	1813	310	17.10	282	17
0578 Southfield 31	1238	93	7.51	81	11

				REPRESENTATIVE IN CONGRESS 12TH DISTRICT	
108 PRECINCTS	REGISTERED VOTERS	BALLOTS CAST	TURNOUT PERCENTAGE	Sander Levin	Michael Switalski
0579 Southfield 32	1121	191	17.04	183	5
0580 Southfield 33	1335	316	23.67	295	17
0581 Southfield 34	1666	336	20.17	306	25
0582 Southfield 35	1812	335	18.49	305	16
0583 Southfield 36	1140	153	13.42	145	5
0584 Southfield 37	1221	228	18.67	203	19
0585 Southfield 38	1216	256	21.05	239	11
0586 Southfield 39	909	158	17.38	143	12
0587 Southfield 40	1137	147	12.93	136	4
0588 Southfield 41	1383	163	11.79	140	19
0589 Southfield 42	1354	142	10.49	129	10
0590 Southfield 43	1234	142	11.51	121	13
GRAND TOTALS	146834	21423	14.59	18937	1998

123 PRECINCTS	REGISTERED VOTERS	BALLOTS CAST	VOTER TURNOUT PERCENTAGE	STATE SENATOR 12TH DISTRICT Tod Casadei	 Gary Casadei	 Ulbrich
0001 Addison 1	1674	89	5.32	31	42	
0002 Addison 2	1805	98	5.43	23	61	
0003 Addison 3	1396	63	4.51	11	40	
0091 Independence 1	1423	99	6.96	21	62	
0092 Independence 2	2039	110	5.39	31	65	
0093 Independence 3	1997	135	6.76	23	82	
0094 Independence 4	1995	139	6.97	31	86	
0095 Independence 5	1581	94	5.95	28	54	
0096 Independence 6	1763	81	4.59	13	47	
0097 Independence 7	1870	109	5.83	21	59	
0098 Independence 8	1105	63	5.70	17	36	
0099 Independence 9	1752	101	5.76	19	56	
0100 Independence 10	2113	168	7.95	41	81	
0101 Independence 11	1844	101	5.48	21	57	
0102 Independence 12	878	61	6.95	18	28	
0103 Independence 13	1363	69	5.06	8	48	
0104 Independence 14	2169	130	5.99	37	69	
0105 Independence 15	1550	89	5.74	18	48	
0124 Oakland 1	1642	116	7.06	22	70	
0125 Oakland 2	1456	111	7.62	31	69	
0126 Oakland 3	681	47	6.90	13	28	
0127 Oakland 4	1528	118	7.72	20	75	
0128 Oakland 5	1669	58	3.48	13	33	
0129 Oakland 6	1770	63	3.56	17	37	
0130 Oakland 7	2022	92	4.55	25	43	
0131 Oakland 8	1184	81	6.84	24	46	
0133 Orion 1	1818	87	4.79	22	49	
0134 Orion 2	2179	102	4.68	22	64	
0135 Orion 3	1799	111	6.17	33	51	
0136 Orion 4	2318	123	5.31	22	62	
0137 Orion 5	1473	70	4.75	14	40	
0138 Orion 6	1637	81	4.95	20	45	
0139 Orion 7	1813	97	5.35	31	52	
0140 Orion 8	1958	111	5.67	28	61	
0141 Orion 9	2146	97	4.52	25	57	
0142 Orion 10	1549	93	6.00	16	60	
0143 Orion 11	1346	94	6.98	33	50	
0144 Orion 12	1837	92	5.01	14	62	
0145 Orion 13	1707	88	5.16	23	51	
0146 Orion 14	1092	59	5.40	13	36	
0149 Oxford 1	2418	132	5.46	31	80	
0150 Oxford 2	2096	62	2.96	13	45	
0151 Oxford 3	2325	111	4.77	26	56	
0152 Oxford 4	2190	93	4.25	19	50	
0153 Oxford 5	1543	61	3.95	22	33	
0154 Oxford 6	1991	87	4.37	22	51	
0155 Oxford 7	1823	94	5.16	17	55	
0220 W. Bloomfield 5	2011	175	8.70	0	0	
0268 Auburn Hills 1	1046	51	4.88	20	22	

123 PRECINCTS	REGISTERED VOTERS	BALLOTS CAST	VOTER TURNOUT PERCENTAGE	STATE SENATOR 12TH DISTRICT Todd Courser	Vicki Callaghan	Jeff Ulbrich
0269 Auburn Hills 2	1485	125	8.42	20	87	
0270 Auburn Hills 3	1707	102	5.98	28	59	
0271 Auburn Hills 4	1748	73	4.18	28	37	
0272 Auburn Hills 5	1331	105	7.89	26	61	
0273 Auburn Hills 6	1967	151	7.68	36	84	
0274 Auburn Hills 7	1826	231	12.65	40	164	
0275 Auburn Hills 8	1610	96	5.96	35	49	
0276 Auburn Hills 9	1280	73	5.70	15	46	
0298 Clarkston 1	818	88	10.76	29	43	
0369 Keego Harbor 1	1995	107	5.36	32	57	
0370 Lake Angelus 1	278	6	2.16	0	5	
0446 Pontiac 1	1943	238	12.25	54	129	
0447 Pontiac 2	1799	215	11.95	45	135	
0448 Pontiac 3	2086	124	5.94	33	68	
0449 Pontiac 4	1234	181	14.67	29	112	
0450 Pontiac 5	1065	76	7.14	18	40	
0451 Pontiac 6	1501	188	12.52	26	120	
0452 Pontiac 7	1855	115	6.20	35	58	
0453 Pontiac 8	2002	145	7.24	27	86	
0454 Pontiac 9	731	13	1.78	5	8	
0455 Pontiac 10	1060	33	3.11	8	22	
0456 Pontiac 11	2347	94	4.01	33	50	
0457 Pontiac 12	1032	35	3.39	13	12	
0458 Pontiac 13	1769	68	3.84	21	38	
0459 Pontiac 14	2362	159	6.73	47	85	
0460 Pontiac 15	1382	75	5.43	32	33	
0461 Pontiac 16	816	42	5.15	15	17	
0462 Pontiac 17	1940	148	7.63	39	86	
0463 Pontiac 18	1806	94	5.20	20	61	
0464 Pontiac 19	1833	101	5.51	30	55	
0465 Pontiac 20	1516	217	14.31	49	127	
0466 Pontiac 21	1677	95	5.66	35	46	
0467 Pontiac 22	1734	48	2.77	9	30	
0468 Pontiac 23	319	7	2.19	1	5	
0469 Pontiac 24	1281	181	14.13	31	125	
0470 Pontiac 25	2553	231	9.05	67	125	
0471 Pontiac 26	996	70	7.03	15	41	
0472 Pontiac 27	1527	121	7.92	36	66	
0473 Pontiac 28	1847	169	9.15	47	93	
0476 Rochester 1	1760	127	7.22	23	86	
0477 Rochester 2	2458	168	6.83	21	111	
0478 Rochester 3	1341	102	7.61	22	63	
0479 Rochester 4	1042	70	6.72	14	43	
0480 Rochester 5	2693	115	4.27	26	59	
0482 Rochester Hills 1	1894	148	7.81	29	99	
0483 Rochester Hills 2	1105	56	5.07	10	37	
0484 Rochester Hills 3	1914	125	6.53	35	67	
0485 Rochester Hills 4	2159	189	8.75	46	113	
0486 Rochester Hills 5	1912	115	6.01	28	68	

123 PRECINCTS	REGISTERED VOTERS	BALLOTS CAST	VOTER TURNOUT PERCENTAGE	STATE SENATOR 12TH DISTRICT Gary Peters	Glenn Anderson	Calvin Bricker
0487 Rochester Hills 6	955	98	10.26	27	61	
0488 Rochester Hills 7	1024	89	8.69	12	61	
0489 Rochester Hills 8	978	55	5.62	12	34	
0490 Rochester Hills 9	2141	190	8.87	49	102	
0491 Rochester Hills 10	1393	87	6.25	14	50	
0492 Rochester Hills 11	2573	135	5.25	26	88	
0493 Rochester Hills 12	2097	143	6.82	36	83	
0494 Rochester Hills 13	2518	196	7.78	36	124	
0495 Rochester Hills 14	2814	131	4.66	29	85	
0496 Rochester Hills 15	1630	75	4.60	20	45	
0497 Rochester Hills 16	1179	56	4.75	15	32	
0498 Rochester Hills 17	1463	160	10.94	25	108	
0499 Rochester Hills 18	1387	114	8.22	27	66	
0500 Rochester Hills 19	1314	120	9.13	17	74	
0501 Rochester Hills 20	1075	95	8.84	19	59	
0502 Rochester Hills 21	2752	194	7.05	42	123	
0503 Rochester Hills 22	1309	117	8.94	28	73	
0504 Rochester Hills 23	1256	103	8.20	28	62	
0505 Rochester Hills 24	1556	149	9.58	32	101	
0506 Rochester Hills 25	2076	125	6.02	17	75	
0507 Rochester Hills 26	2468	128	5.19	24	83	
0508 Rochester Hills 27	2680	168	6.27	36	98	
0509 Rochester Hills 28	1968	117	5.95	21	76	
0510 Rochester Hills 29	989	64	6.47	14	33	
0594 Sylvan Lake 1	1376	133	9.67	34	65	
GRAND TOTALS	205691	13353	6.49	3066	7726	

STATE SENATOR 13TH DISTRICT

125 PRECINCTS	REGISTERED VOTERS	BALLOTS CAST	TURNOUT PERCENTAGE	Aaron Bailey
0005 Bloomfield 1	920	102	11.09	82
0006 Bloomfield 2	647	70	10.82	59
0007 Bloomfield 3	1253	165	13.17	132
0008 Bloomfield 4	1165	93	7.98	73
0009 Bloomfield 5	987	71	7.19	52
0010 Bloomfield 6	1197	100	8.35	80
0011 Bloomfield 7	625	67	10.72	43
0012 Bloomfield 8	2081	110	5.29	71
0013 Bloomfield 9	1444	130	9.00	103
0014 Bloomfield 10	1471	188	12.78	146
0015 Bloomfield 11	1406	152	10.81	107
0016 Bloomfield 12	1304	111	8.51	84
0017 Bloomfield 13	1095	80	7.31	73
0018 Bloomfield 14	1244	91	7.32	62
0019 Bloomfield 15	710	68	9.58	56
0020 Bloomfield 16	1092	110	10.07	89
0021 Bloomfield 17	569	62	10.90	51
0022 Bloomfield 18	878	84	9.57	71
0023 Bloomfield 19	1141	81	7.10	54
0024 Bloomfield 20	999	116	11.61	88
0025 Bloomfield 21	1067	129	12.09	112
0026 Bloomfield 22	1344	141	10.49	102
0027 Bloomfield 23	845	51	6.04	33
0028 Bloomfield 24	918	63	6.86	55
0029 Bloomfield 25	648	71	10.96	58
0030 Bloomfield 26	969	55	5.68	43
0031 Bloomfield 27	679	94	13.84	78
0032 Bloomfield 28	631	33	5.23	21
0033 Bloomfield 29	828	65	7.85	52
0034 Bloomfield 30	1563	139	8.89	102
0035 Bloomfield 31	595	45	7.56	30
0036 Bloomfield 32	1026	108	10.53	92
0278 Berkley 1	2092	214	10.23	175
0279 Berkley 2	1859	196	10.54	156
0280 Berkley 3	2774	254	9.16	217
0281 Berkley 4	1684	221	13.12	169
0282 Berkley 5	1327	128	9.65	106
0283 Berkley 6	2144	191	8.91	158
0285 Birmingham 1	1809	163	9.01	124
0286 Birmingham 2	1754	172	9.81	128
0287 Birmingham 3	1666	139	8.34	109
0288 Birmingham 4	1873	139	7.42	98
0289 Birmingham 5	1773	161	9.08	126
0290 Birmingham 6	1994	161	8.07	121
0291 Birmingham 7	1973	141	7.15	112
0292 Birmingham 8	1648	123	7.46	96
0293 Birmingham 9	1389	81	5.83	72
0295 Bloomfield Hills 1	1947	113	5.80	88
0296 Bloomfield Hills 2	1499	89	5.94	67

125 PRECINCTS	REGISTERED VOTERS	BALLOTS CAST	VOTER TURNOUT PERCENTAGE	STATE SENATOR 13TH DISTRICT Aaron Ney
0299 Clawson 1	2102	218	10.37	172
0300 Clawson 2	969	68	7.02	55
0301 Clawson 3	2065	154	7.46	120
0302 Clawson 4	1057	88	8.33	66
0303 Clawson 5	914	57	6.24	47
0304 Clawson 6	2229	166	7.45	132
0374 Madison Heights 1	1854	143	7.71	114
0375 Madison Heights 2	1525	103	6.75	68
0376 Madison Heights 3	1914	114	5.96	89
0377 Madison Heights 4	1687	104	6.16	74
0378 Madison Heights 5	1574	145	9.21	104
0379 Madison Heights 6	404	75	18.56	48
0380 Madison Heights 7	250	28	11.20	21
0381 Madison Heights 8	703	83	11.81	60
0382 Madison Heights 9	1498	147	9.81	109
0383 Madison Heights 10	710	107	15.07	87
0384 Madison Heights 11	1080	120	11.11	89
0385 Madison Heights 12	2077	209	10.06	150
0386 Madison Heights 13	1915	223	11.64	148
0387 Madison Heights 14	1136	108	9.51	83
0388 Madison Heights 15	2327	133	5.72	108
0515 Royal Oak 1	2153	308	14.31	230
0516 Royal Oak 2	2281	231	10.13	171
0517 Royal Oak 3	1583	151	9.54	114
0518 Royal Oak 4	1745	196	11.23	160
0519 Royal Oak 5	1803	189	10.48	149
0520 Royal Oak 6	2615	266	10.17	202
0521 Royal Oak 8	2351	224	9.53	182
0522 Royal Oak 9	2400	233	9.71	184
0523 Royal Oak 10	2484	253	10.19	191
0524 Royal Oak 11	1278	92	7.20	79
0525 Royal Oak 12	1838	137	7.45	116
0526 Royal Oak 13	2042	254	12.44	197
0527 Royal Oak 14	1571	174	11.08	126
0528 Royal Oak 15	1571	132	8.40	102
0529 Royal Oak 16	2672	284	10.63	216
0530 Royal Oak 17	1856	225	12.12	185
0531 Royal Oak 18	1918	199	10.38	150
0532 Royal Oak 19	2592	253	9.76	198
0533 Royal Oak 20	2102	240	11.42	194
0534 Royal Oak 21	1971	172	8.73	138
0535 Royal Oak 22	2214	225	10.16	179
0536 Royal Oak 23	1719	162	9.42	128
0537 Royal Oak 24	1072	110	10.26	88
0538 Royal Oak 25	1708	191	11.18	151
0596 Troy 1	1227	73	5.95	59
0597 Troy 2	2161	175	8.10	140
0598 Troy 3	1810	123	6.80	101
0599 Troy 4	2706	190	7.02	146

125 PRECINCTS	REGISTERED VOTERS	BALLOTS	TURNOUT	STATE SENATOR 13TH DISTRICT Abaroney
0600 Troy 5	1399	106	7.58	85
0601 Troy 6	535	34	6.36	27
0602 Troy 7	1715	98	5.71	84
0603 Troy 8	1893	192	10.14	172
0604 Troy 9	2168	205	9.46	163
0605 Troy 10	1860	144	7.74	113
0606 Troy 11	1850	144	7.78	116
0607 Troy 12	1363	96	7.04	76
0608 Troy 13	2710	227	8.38	184
0609 Troy 14	1849	125	6.76	99
0610 Troy 15	1792	149	8.31	131
0611 Troy 16	1481	103	6.95	86
0612 Troy 17	2249	139	6.18	106
0613 Troy 18	1545	127	8.22	102
0614 Troy 19	1490	139	9.33	122
0615 Troy 20	2151	158	7.35	130
0616 Troy 21	1426	88	6.17	77
0617 Troy 22	2438	176	7.22	140
0618 Troy 23	2349	147	6.26	119
0619 Troy 24	2395	149	6.22	132
0620 Troy 25	2419	172	7.11	150
0621 Troy 26	2250	108	4.80	91
0622 Troy 27	1862	140	7.52	120
0623 Troy 28	1545	113	7.31	91
0624 Troy 29	2349	175	7.45	143
0625 Troy 30	637	62	9.73	53
0626 Troy 31	743	48	6.46	32
GRAND TOTALS	198442	17350	8.74	13640

134 PRECINCTS	REGISTERED VOTERS	BALLOTS CAST	VOTER TURNOUT PERCENTAGE	STATE SENATOR 14TH DISTRICT					
				DEVON CLAY DEMOCRAT	JIM EARHART DEMOCRAT	VICKI GREGG DEMOCRAT	ASHTON MCTAGGART DEMOCRAT	ODESSA DONNAHUE DEMOCRAT	HOWARD SALMAN DEMOCRAT
0161 Royal Oak Twp 1	1416	178	12.57	27	23	76	5	8	10
0162 Royal Oak Twp 2	1043	181	17.35	16	23	99	7	8	8
0164 Southfield Twp 1	899	95	10.57	42	23	7	2	0	2
0165 Southfield Twp 2	977	107	10.95	43	15	14	0	3	3
0166 Southfield Twp 3	765	85	11.11	35	13	9	0	3	2
0167 Southfield Twp 4	1196	121	10.12	37	20	11	2	3	4
0168 Southfield Twp 5	1276	146	11.44	43	32	21	4	2	4
0169 Southfield Twp 6	1909	208	10.90	72	36	29	1	4	10
0170 Southfield Twp 7	1061	113	10.65	51	12	22	2	4	2
0171 Southfield Twp 8	1295	154	11.89	64	24	14	3	3	5
0172 Southfield Twp 9	1074	102	9.50	31	19	19	2	3	1
0173 Southfield Twp 10	920	137	14.89	56	24	26	1	1	3
0306 Farmington 1	973	144	14.80	45	20	26	5	1	6
0307 Farmington 2	1399	178	12.72	73	36	27	4	2	7
0308 Farmington 3	1271	104	8.18	27	25	26	3	4	0
0309 Farmington 4	1232	141	11.44	50	24	25	6	4	3
0310 Farmington 5	1006	124	12.33	37	28	27	2	0	2
0311 Farmington 6	1367	167	12.22	49	42	24	4	6	9
0313 Farmington Hills 1	1981	327	16.51	109	68	75	4	5	5
0314 Farmington Hills 2	2253	338	15.00	106	85	69	2	4	7
0315 Farmington Hills 3	2324	412	17.73	183	43	86	7	4	5
0316 Farmington Hills 4	2286	383	16.75	129	58	110	12	5	6
0317 Farmington Hills 5	1875	156	8.32	49	33	34	2	0	6
0318 Farmington Hills 6	1270	83	6.54	20	26	16	0	1	2
0319 Farmington Hills 7	2051	256	12.48	69	43	55	8	6	7
0320 Farmington Hills 8	1839	180	9.79	72	32	28	0	1	3
0321 Farmington Hills 9	2465	276	11.20	92	38	69	6	6	5
0322 Farmington Hills 10	2567	262	10.21	89	54	49	6	5	5
0323 Farmington Hills 11	2344	259	11.05	63	53	59	12	6	11
0324 Farmington Hills 12	1826	283	15.50	65	38	116	3	6	5
0325 Farmington Hills 13	1770	254	14.35	82	62	38	6	2	8
0326 Farmington Hills 14	2077	234	11.27	81	46	40	13	4	5
0327 Farmington Hills 15	1142	124	10.86	33	20	31	1	2	6
0328 Farmington Hills 16	2549	257	10.08	91	55	45	10	8	9
0329 Farmington Hills 17	2673	164	6.14	32	45	49	3	4	12
0330 Farmington Hills 18	1375	134	9.75	42	38	23	8	1	2
0331 Farmington Hills 19	1939	280	14.44	87	55	66	10	6	4
0332 Farmington Hills 20	2482	268	10.80	60	57	101	5	6	10
0333 Farmington Hills 21	2469	194	7.86	36	53	38	13	5	7
0334 Farmington Hills 22	1900	139	7.32	33	31	22	8	3	6
0335 Farmington Hills 23	1691	144	8.52	34	22	25	7	5	3
0336 Farmington Hills 24	2709	261	9.63	82	54	51	12	4	10
0337 Farmington Hills 25	2582	250	9.68	85	51	47	10	5	14
0338 Farmington Hills 26	2419	176	7.28	36	63	32	7	2	9
0339 Farmington Hills 27	2459	152	6.18	43	45	27	9	5	5
0343 Ferndale 1	2084	203	9.74	116	21	28	9	3	4
0344 Ferndale 2	1989	381	19.16	274	18	51	4	0	2
0345 Ferndale 3	1782	211	11.84	142	21	19	0	6	1
0346 Ferndale 4	2270	330	14.54	252	25	22	4	1	1

134 PRECINCTS	REGISTERED VOTERS	BALLOTS CAST	TURNOUT PERCENTAGE	STATE SENATOR 14TH DISTRICT					
				DAVID COUTURIER	JAMES FEARNLEY	VICKI GREIG	ANTHONY MCDONALD	DEANNA SHAHID	HOWARD SWEARINGEN
0347 Ferndale 5	2121	277	13.06	166	37	30	7	3	4
0348 Ferndale 6	1220	147	12.05	78	17	17	2	8	3
0349 Ferndale 7	1850	209	11.30	120	19	23	6	6	5
0350 Ferndale 8	2364	203	8.59	101	31	25	5	7	3
0351 Ferndale 9	1277	95	7.44	56	17	6	0	1	4
0353 Hazel Park 1	1574	101	6.42	55	11	9	3	1	7
0354 Hazel Park 2	1228	89	7.25	47	16	7	2	1	4
0355 Hazel Park 3	1975	106	5.37	51	23	7	4	5	2
0356 Hazel Park 4	1409	101	7.17	46	18	4	4	10	4
0357 Hazel Park 5	1889	151	7.99	72	18	27	7	11	3
0358 Hazel Park 6	1164	88	7.56	33	17	16	2	6	2
0359 Hazel Park 7	437	46	10.53	20	11	7	0	2	0
0360 Hazel Park 8	986	90	9.13	46	12	7	4	8	2
0361 Hazel Park 9	1532	88	5.74	40	14	14	2	7	1
0363 Huntington Woods 1	1135	333	29.34	178	25	48	7	1	5
0364 Huntington Woods 2	977	239	24.46	119	21	38	1	1	4
0365 Huntington Woods 3	1011	279	27.60	122	34	64	3	2	6
0366 Huntington Woods 4	956	300	31.38	150	25	49	2	2	3
0367 Huntington Woods 5	983	256	26.04	115	31	45	1	1	3
0371 Lathrup Village 1	1741	374	21.48	61	54	196	6	7	16
0372 Lathrup Village 2	1788	406	22.71	56	41	221	19	16	12
0420 Oak Park 1	859	140	16.30	50	27	11	0	4	4
0421 Oak Park 2	890	76	8.54	14	17	15	3	4	8
0422 Oak Park 3	1196	143	11.96	55	17	28	3	3	5
0423 Oak Park 4	1903	332	17.45	32	53	177	4	5	19
0424 Oak Park 5	935	136	14.55	50	22	43	2	2	1
0425 Oak Park 6	858	96	11.19	41	16	22	5	0	1
0426 Oak Park 7	1570	231	14.71	36	44	80	10	22	11
0427 Oak Park 8	1485	288	19.39	44	47	131	2	13	18
0428 Oak Park 9	1626	311	19.13	50	38	151	9	16	10
0429 Oak Park 10	1062	86	8.10	25	17	18	8	3	4
0430 Oak Park 11	936	174	18.59	57	21	57	8	7	3
0431 Oak Park 12	1248	245	19.63	26	48	90	7	27	11
0432 Oak Park 13	1006	127	12.62	32	23	33	6	11	5
0433 Oak Park 14	1209	170	14.06	27	42	56	7	9	7
0434 Oak Park 15	1220	174	14.26	64	27	45	2	10	2
0435 Oak Park 16	1147	151	13.16	16	16	84	5	8	10
0436 Oak Park 17	1060	130	12.26	43	15	44	5	3	3
0437 Oak Park 18	1225	98	8.00	22	15	21	4	5	6
0438 Oak Park 19	1078	190	17.63	78	30	46	1	4	6
0443 Pleasant Ridge 1	1148	205	17.86	130	19	17	1	8	1
0444 Pleasant Ridge 2	1093	247	22.60	151	21	29	2	2	1
0548 Southfield 1	1354	292	21.57	32	29	178	8	3	10
0549 Southfield 2	1150	186	16.17	41	8	118	0	3	1
0550 Southfield 3	1257	200	15.91	28	28	113	8	0	3
0551 Southfield 4	1213	171	14.10	32	8	90	2	8	6
0552 Southfield 5	1486	240	16.15	39	32	122	4	3	13
0553 Southfield 6	1338	177	13.23	26	25	106	2	3	3
0554 Southfield 7	1214	233	19.19	26	31	141	3	3	5

134 PRECINCTS	REGISTERED VOTERS	BALLOTS CAST	TURNOUT PERCENTAGE	STATE SENATOR 14TH DISTRICT					
				DAVID E. KAROL	JAMES FRANKLIN	VIRGIL GREEN	ASHTAN D. MCFARLANE	DAVID S. NATHAN	WILLIAM A. WOOD
0555 Southfield 8	1504	341	22.67	29	30	214	7	14	11
0556 Southfield 9	1331	270	20.29	37	33	146	11	3	7
0557 Southfield 10	1401	155	11.06	29	24	66	4	5	7
0558 Southfield 11	1601	302	18.86	34	43	160	11	8	17
0559 Southfield 12	1815	272	14.99	52	37	126	13	7	7
0560 Southfield 13	1450	309	21.31	34	32	166	10	10	12
0561 Southfield 14	1093	262	23.97	20	23	156	7	13	8
0562 Southfield 15	1770	238	13.45	34	23	132	11	7	5
0563 Southfield 16	1250	221	17.68	28	46	92	4	11	11
0564 Southfield 17	1474	330	22.39	23	44	180	9	10	25
0565 Southfield 18	958	180	18.79	16	19	108	9	4	10
0566 Southfield 19	1205	243	20.17	25	37	119	12	7	12
0567 Southfield 20	1450	181	12.48	17	24	105	6	4	4
0568 Southfield 21	1317	190	14.43	22	27	88	12	13	6
0569 Southfield 22	1289	168	13.03	15	29	67	14	10	12
0570 Southfield 23	1444	344	23.82	26	33	206	24	10	13
0571 Southfield 24	1279	269	21.03	25	38	136	31	7	9
0572 Southfield 25	748	207	27.67	14	29	114	7	7	14
0573 Southfield 26	963	154	15.99	15	21	77	4	5	9
0574 Southfield 27	1326	187	14.10	45	34	82	4	6	6
0575 Southfield 28	1295	212	16.37	34	33	88	5	9	12
0576 Southfield 29	1237	326	26.35	51	29	175	7	5	14
0577 Southfield 30	1813	310	17.10	40	43	158	7	1	11
0578 Southfield 31	1238	93	7.51	11	22	50	2	0	0
0579 Southfield 32	1121	191	17.04	30	28	101	2	3	6
0580 Southfield 33	1335	316	23.67	36	31	178	10	8	5
0581 Southfield 34	1666	336	20.17	61	34	172	8	20	11
0582 Southfield 35	1812	335	18.49	52	54	144	10	9	13
0583 Southfield 36	1140	153	13.42	19	34	60	3	3	7
0584 Southfield 37	1221	228	18.67	35	21	117	10	3	6
0585 Southfield 38	1216	256	21.05	41	23	147	1	8	11
0586 Southfield 39	909	158	17.38	22	15	75	6	7	8
0587 Southfield 40	1137	147	12.93	11	20	64	2	18	12
0588 Southfield 41	1383	163	11.79	40	19	63	2	7	8
0589 Southfield 42	1354	142	10.49	32	23	61	3	2	7
0590 Southfield 43	1234	142	11.51	25	25	57	3	6	5
GRAND TOTALS	197683	27414	13.87	7564	4100	9199	753	745	877

OFFICIAL CANVASS

PRIMARY ELECTION
TUESDAY, AUGUST 3, 2010
OAKLAND COUNTY, MICHIGAN
Democratic Party

PRINTED 08/16/10, 10:33 AM

116 PRECINCTS	REGISTERED VOTERS	BALLOTS CAST	TURNOUT PERCENTAGE	STATE SENATOR 15TH DISTRICT Tom Crawford	Jamie Jackson	Chris Top Pheter	Mallory Pheter
0055 Commerce 1	1519	87	5.73	12	48	9	
0056 Commerce 2	2112	120	5.68	16	61	15	
0057 Commerce 3	2396	282	11.77	41	128	48	
0058 Commerce 4	2200	116	5.27	12	59	18	
0059 Commerce 5	2473	133	5.38	15	62	18	
0060 Commerce 6	1685	103	6.11	16	58	13	
0061 Commerce 7	2055	107	5.21	8	48	14	
0062 Commerce 8	2216	127	5.73	9	68	22	
0063 Commerce 9	1991	129	6.48	9	82	16	
0064 Commerce 10	2020	136	6.73	23	68	19	
0065 Commerce 11	2068	112	5.42	17	60	10	
0066 Commerce 12	1386	109	7.86	15	57	17	
0067 Commerce 13	2053	112	5.46	13	55	12	
0068 Commerce 14	1707	72	4.22	5	43	12	
0069 Commerce 15	1637	105	6.41	20	46	17	
0077 Highland 1	2290	93	4.06	15	42	16	
0078 Highland 2	2153	130	6.04	22	65	13	
0079 Highland 3	1659	65	3.92	11	31	11	
0080 Highland 4	2267	142	6.26	29	72	19	
0081 Highland 5	1320	95	7.20	9	42	15	
0082 Highland 6	1965	124	6.31	25	46	17	
0083 Highland 7	1221	56	4.59	12	13	13	
0084 Highland 8	1414	108	7.64	11	62	22	
0086 Holly 1	2190	118	5.39	22	46	24	
0087 Holly 2	2165	97	4.48	11	57	11	
0088 Holly 3	1948	95	4.88	14	50	18	
0089 Holly 4	2128	128	6.02	22	64	17	
0109 Lyon 1	2481	98	3.95	15	47	17	
0110 Lyon 2	2087	84	4.02	10	44	15	
0111 Lyon 3	2521	106	4.20	26	47	16	
0112 Lyon 4	2855	95	3.33	21	40	14	
0114 Milford 1	1677	115	6.86	14	63	11	
0115 Milford 2	1509	81	5.37	14	38	16	
0116 Milford 3	1688	100	5.92	9	57	10	
0117 Milford 4	2405	141	5.86	22	75	21	
0118 Milford 5	618	42	6.80	5	25	7	
0119 Milford 6	1179	95	8.06	14	55	14	
0120 Milford 7	1711	111	6.49	20	65	7	
0121 Milford 8	1154	83	7.19	7	39	20	
0123 Novi Twp 1	124	16	12.90	3	8	1	
0157 Rose 1	1272	86	6.76	10	38	19	
0158 Rose 2	1774	108	6.09	17	52	20	
0159 Rose 3	1833	108	5.89	16	56	20	
0216 W. Bloomfield 1	2143	308	14.37	32	153	26	
0217 W. Bloomfield 2	1942	151	7.78	19	60	25	
0218 W. Bloomfield 3	1029	96	9.33	13	39	18	

116 PRECINCTS	REGISTERED VOTERS	BALLOTS CAST	TURNOUT PERCENTAGE	STATE SENATOR 15TH DISTRICT Tom Crawford	Pam Jackson	Christopher P. Maloney
0219 W. Bloomfield 4	1118	78	6.98	12	39	12
0220 W. Bloomfield 5	2011	175	8.70	22	86	31
0221 W. Bloomfield 6	1321	157	11.88	20	68	13
0222 W. Bloomfield 7	1492	234	15.68	22	116	26
0223 W. Bloomfield 8	2209	209	9.46	26	102	26
0224 W. Bloomfield 9	1604	213	13.28	18	107	23
0225 W. Bloomfield 10	2320	276	11.90	20	117	18
0226 W. Bloomfield 11	1313	220	16.76	28	90	22
0227 W. Bloomfield 12	2048	347	16.94	40	175	26
0228 W. Bloomfield 13	1919	278	14.49	19	114	34
0229 W. Bloomfield 14	1690	142	8.40	11	76	25
0230 W. Bloomfield 15	2584	398	15.40	50	180	32
0231 W. Bloomfield 16	1181	110	9.31	6	56	12
0232 W. Bloomfield 17	1930	255	13.21	29	105	34
0233 W. Bloomfield 18	1622	154	9.49	23	57	19
0234 W. Bloomfield 19	2672	470	17.59	42	236	36
0235 W. Bloomfield 20	1559	264	16.93	30	101	39
0236 W. Bloomfield 21	1752	214	12.21	21	101	27
0237 W. Bloomfield 22	2387	365	15.29	24	211	45
023B W. Bloomfield 23	2230	357	16.01	32	179	32
0239 W. Bloomfield 24	1640	163	9.94	25	76	14
0240 W. Bloomfield 25	2106	218	10.35	20	103	29
0241 W. Bloomfield 26	1714	156	9.10	14	57	24
0242 W. Bloomfield 27	1216	149	12.25	14	65	10
0255 White Lake 1	1991	120	6.03	19	51	18
0256 White Lake 2	2251	130	5.7B	26	59	20
0257 White Lake 3	1250	62	4.96	13	24	5
0258 White Lake 4	927	44	4.75	11	16	9
0259 White Lake 5	2137	144	6.74	29	61	27
0260 White Lake 6	2623	142	5.41	27	59	32
0261 White Lake 7	1703	98	5.75	10	52	20
0262 White Lake 8	2347	119	5.07	28	48	27
0263 White Lake 9	2030	99	4.88	19	42	8
0264 White Lake 10	2174	71	3.27	9	28	18
0265 White Lake 11	2037	97	4.76	22	33	18
0266 White Lake 12	1153	85	7.37	5	42	24
0342 Fenton 2	2	0		0	0	0
0390 Northville 2	2613	222	B.50	37	117	20
0392 Novi 1	1868	112	6.00	17	58	18
0393 Novi 2	2364	151	6.39	29	63	25
0394 Novi 3	1768	130	7.35	2B	61	17
0395 Novi 4	1867	129	6.91	27	59	15
0396 Novi 5	1377	53	3.85	12	27	5
0397 Novi 6	1925	121	6.29	29	51	17
0398 Novi 7	1622	86	5.30	23	45	9
0399 Novi B	1465	93	6.35	18	49	11

				STATE SENATOR 15TH DISTRICT		
116 PRECINCTS	REGISTERED VOTERS	BALLOTS CAST	TURNOUT PERCENTAGE	Tom Crawford	Paul Jamsen	Ch. Pastor Mallon Mayo
0400 Novi 9	2383	160	6.71	19	80	27
0401 Novi 10	802	134	16.71	29	60	12
0402 Novi 11	1652	88	5.33	13	43	11
0403 Novi 12	2561	77	3.01	20	38	10
0404 Novi 13	1025	64	6.24	11	36	9
0405 Novi 14	1282	65	5.07	19	21	10
0406 Novi 15	1780	97	5.45	15	50	10
0407 Novi 16	2339	104	4.45	21	37	12
040B Novi 17	2064	95	4.60	11	44	11
0409 Novi 18	2092	154	7.36	30	68	19
0410 Novi 19	891	38	4.26	4	16	7
0411 Novi 20	1218	40	3.28	11	15	6
0412 Novi 21	1995	98	4.91	16	40	20
0441 Orchard Lake 1	1850	116	6.27	13	57	15
0543 South Lyon 1	2629	186	7.07	52	88	22
0544 South Lyon 2	1902	71	3.73	16	29	10
0545 South Lyon 3	1822	74	4.06	18	30	10
0546 South Lyon 4	1364	45	3.30	9	24	7
0632 Walled Lake 1	2309	146	6.32	28	82	21
0633 Walled Lake 2	2655	174	6.55	17	96	29
0634 Wixom 1	2424	122	5.03	9	73	14
0635 Wixom 2	1898	93	4.90	22	42	10
0636 Wixom 3	2480	88	3.55	12	54	12
0637 Wixom 4	2020	102	5.05	17	51	15
GRAND TOTALS	212809	15466	7.27	2159	7370	2054

OFFICIAL CANVASS

PRIMARY ELECTION
TUESDAY, AUGUST 3, 2010
OAKLAND COUNTY, MICHIGAN
Democratic Party

PRINTED 08/16/10, 10:33 AM

45 PRECINCTS	REGISTERED VOTERS	BALLOTS CAST	TURNOUT PERCENTAGE	STATE SENATOR 26TH DISTRICT Katherine Houston	Jim Slezak	Paula Zelenko
0048 Brandon 1	2053	120	5.85	39	42	25
0049 Brandon 2	2134	107	5.01	23	31	34
0050 Brandon 3	2193	109	4.97	28	29	28
0051 Brandon 4	2377	137	5.76	34	32	44
0052 Brandon 5	1569	42	2.68	15	14	9
0053 Brandon 6	1060	64	6.04	14	22	18
0073 Groveland 1	1542	80	5.19	24	20	15
0074 Groveland 2	1509	79	5.24	27	15	20
0075 Groveland 3	1116	54	4.84	12	24	12
0176 Springfield 1	1517	85	5.60	14	19	26
0177 Springfield 2	1518	75	4.94	24	13	25
0178 Springfield 3	1946	101	5.19	36	25	19
0179 Springfield 4	1408	75	5.33	24	14	18
0180 Springfield 5	1605	61	3.80	19	9	22
0181 Springfield 6	1595	92	5.77	22	20	28
0182 Springfield 7	814	58	7.13	16	13	14
0184 Waterford 1	1893	101	5.34	27	32	25
0185 Waterford 2	1958	131	6.69	54	23	32
0186 Waterford 3	1350	131	9.70	34	48	34
0187 Waterford 4	2117	122	5.76	40	28	42
0188 Waterford 5	1939	94	4.85	37	16	23
0189 Waterford 6	2253	120	5.33	46	19	38
0190 Waterford 7	1770	95	5.37	26	21	36
0191 Waterford 8	2002	129	6.44	36	30	37
0192 Waterford 9	1477	99	6.70	34	18	22
0193 Waterford 10	1804	142	7.87	31	46	37
0194 Waterford 11	1809	136	7.52	47	26	30
0195 Waterford 12	1874	152	8.11	44	32	40
0196 Waterford 13	1702	85	4.99	27	17	29
0197 Waterford 14	1397	100	7.16	24	37	17
0198 Waterford 15	1864	115	6.17	41	28	30
0199 Waterford 16	1869	86	4.60	27	25	26
0200 Waterford 17	2250	127	5.64	44	33	34
0201 Waterford 18	1700	123	7.24	31	27	47
0202 Waterford 19	1870	110	5.88	35	31	30
0203 Waterford 20	1816	107	5.89	35	26	27
0204 Waterford 21	1802	149	8.27	51	36	36
0205 Waterford 22	2139	119	5.56	34	29	36
0206 Waterford 23	2069	135	6.52	36	36	46
0207 Waterford 24	2222	143	6.44	55	30	38
0208 Waterford 25	2079	156	7.50	33	45	55
0209 Waterford 26	1944	99	5.09	24	33	25
0210 Waterford 27	1951	99	5.07	30	21	25
0211 Waterford 28	1714	57	3.33	7	10	25
0212 Waterford 29	1581	89	5.63	26	19	31
GRAND TOTALS	80171	4690	5.85	1387	1164	1310

OFFICIAL CANVASS

PRIMARY ELECTION
TUESDAY, AUGUST 3, 2010
OAKLAND COUNTY, MICHIGAN
Democratic Party

PRINTED 08/16/10, 10:33 AM

39 PRECINCTS	REGISTERED VOTERS	BALLOTS CAST	TURNOUT PERCENTAGE	REPRESENTATIVE IN STATE LEGISLATURE 26TH DISTRICT: Frank Houston	Bob Klotz	Kevin K. McLogan	Jim Townsend
0374 Madison Heights 1	1854	143	7.71	29	13	13	78
0375 Madison Heights 2	1525	103	6.75	23	4	17	45
0376 Madison Heights 3	1914	114	5.96	19	9	17	60
0377 Madison Heights 4	1687	104	6.16	26	7	20	35
0378 Madison Heights 5	1574	145	9.21	52	4	21	50
0379 Madison Heights 6	404	75	18.56	14	8	17	26
0380 Madison Heights 7	250	28	11.20	7	2	7	10
0381 Madison Heights 8	703	83	11.81	23	2	9	45
0382 Madison Heights 9	1498	147	9.81	57	5	23	48
03B3 Madison Heights 10	710	107	15.07	21	4	24	49
0384 Madison Heights 11	1080	120	11.11	40	6	7	50
0385 Madison Heights 12	2077	209	10.06	51	14	39	80
0386 Madison Heights 13	1915	223	11.64	62	9	42	81
0387 Madison Heights 14	1136	108	9.51	39	4	15	40
0388 Madison Heights 15	2327	133	5.72	26	10	35	48
0515 Royal Oak 1	2153	308	14.31	59	13	36	172
0516 Royal Oak 2	2281	231	10.13	68	10	50	91
0517 Royal Oak 3	1583	151	9.54	43	5	30	54
0518 Royal Oak 4	1745	196	11.23	49	6	22	94
0519 Royal Oak 5	1803	189	10.48	63	5	29	77
0520 Royal Oak 6	2615	266	10.17	95	12	36	100
0521 Royal Oak 8	2351	224	9.53	73	20	35	B0
0522 Royal Oak 9	2400	233	9.71	68	8	40	94
0523 Royal Oak 10	2484	253	10.19	93	6	45	85
0524 Royal Oak 11	1278	92	7.20	33	3	25	27
0525 Royal Oak 12	1838	137	7.45	24	9	35	56
0526 Royal Oak 13	2042	254	12.44	106	5	35	86
0527 Royal Oak 14	1571	174	11.08	39	6	33	80
0528 Royal Oak 15	1571	132	8.40	36	2	14	6B
0529 Royal Oak 16	2672	284	10.63	103	9	47	98
0530 Royal Oak 17	1856	225	12.12	76	9	43	83
0531 Royal Oak 18	1918	199	10.38	60	8	41	74
0532 Royal Oak 19	2592	253	9.76	53	13	37	118
0533 Royal Oak 20	2102	240	11.42	63	11	49	95
0534 Royal Oak 21	1971	172	8.73	52	8	28	62
0535 Royal Oak 22	2214	225	10.16	74	7	36	88
0536 Royal Oak 23	1719	162	9.42	33	15	44	54
0537 Royal Oak 24	1072	110	10.26	41	2	14	47
0538 Royal Oak 25	1708	191	11.18	85	7	29	47
GRAND TOTALS	68193	6743	9.89	1978	300	1139	2675

47 PRECINCTS	REGISTERED VOTERS	CAST BALLOTS	VOTER TURNOUT PERCENTAGE	REPRESENTATIVE IN STATE LEGISLATURE 27TH DISTRICT Eli Clignet
0278 Berkley 1	2092	214	10.23	178
0279 Berkley 2	1859	196	10.54	159
0280 Berkley 3	2774	254	9.16	220
0281 Berkley 4	1684	221	13.12	176
0282 Berkley 5	1327	128	9.65	108
0283 Berkley 6	2144	191	8.91	158
0343 Ferndale 1	2084	203	9.74	167
0344 Ferndale 2	1989	381	19.16	297
0345 Ferndale 3	1782	211	11.84	163
0346 Ferndale 4	2270	330	14.54	269
0347 Ferndale 5	2121	277	13.06	221
0348 Ferndale 6	1220	147	12.05	111
0349 Ferndale 7	1850	209	11.30	164
0350 Ferndale 8	2364	203	8.59	155
0351 Ferndale 9	1277	95	7.44	78
0353 Hazel Park 1	1574	101	6.42	80
0354 Hazel Park 2	1228	89	7.25	65
0355 Hazel Park 3	1975	106	5.37	73
0356 Hazel Park 4	1409	101	7.17	69
0357 Hazel Park 5	1BB9	151	7.99	114
0358 Hazel Park 6	1164	88	7.56	61
0359 Hazel Park 7	437	46	10.53	31
0360 Hazel Park 8	986	90	9.13	70
0361 Hazel Park 9	1532	88	5.74	67
0363 Huntington Woods 1	1135	333	29.34	284
0364 Huntington Woods 2	977	239	24.46	208
0365 Huntington Woods 3	1011	279	27.60	241
0366 Huntington Woods 4	956	300	31.38	257
0367 Huntington Woods 5	983	256	26.04	216
0420 Oak Park 1	B59	140	16.30	109
0421 Oak Park 2	890	76	8.54	41
0422 Oak Park 3	1196	143	11.96	116
0423 Oak Park 4	1903	332	17.45	263
0424 Oak Park 5	935	136	14.55	104
0425 Oak Park 6	858	96	11.19	85
0426 Oak Park 7	1570	231	14.71	193
0427 Oak Park 8	1485	288	19.39	233
0429 Oak Park 10	1062	86	B.10	67
0430 Oak Park 11	936	174	18.59	145
0431 Oak Park 12	1248	245	19.63	196
0432 Oak Park 13	1006	127	12.62	102
0433 Oak Park 14	1209	170	14.06	137
0434 Oak Park 15	1220	174	14.26	142
0436 Oak Park 17	1060	130	12.26	101
0438 Oak Park 19	1078	190	17.63	154
0443 Pleasant Ridge 1	1148	205	17.86	165
0444 Pleasant Ridge 2	1093	247	22.60	198
GRAND TOTALS	66849	8717	13.04	7011

REPRESENTATIVE IN STATE LEGISLATURE 29TH DISTRICT

37 PRECINCTS	REGISTERED VOTERS	BALLOTS CAST	TURNOUT PERCENTAGE	Tim Melton
026B Auburn Hills 1	1046	51	4.8B	51
0269 Auburn Hills 2	1485	125	8.42	109
0270 Auburn Hills 3	1707	102	5.98	91
0271 Auburn Hills 4	1748	73	4.18	67
0272 Auburn Hills 5	1331	105	7.89	95
0273 Auburn Hills 6	1967	151	7.68	136
0274 Auburn Hills 7	1826	231	12.65	211
0275 Auburn Hills 8	1610	96	5.96	91
0276 Auburn Hills 9	1280	73	5.70	63
0446 Pontiac 1	1943	238	12.25	222
0447 Pontiac 2	1799	215	11.95	212
0448 Pontiac 3	2086	124	5.94	117
0449 Pontiac 4	1234	181	14.67	161
0450 Pontiac 5	1065	76	7.14	69
0451 Pontiac 6	1501	188	12.52	162
0452 Pontiac 7	1855	115	6.20	105
0453 Pontiac 8	2002	145	7.24	133
0454 Pontiac 9	731	13	1.78	13
0455 Pontiac 10	1060	33	3.11	33
0456 Pontiac 11	2347	94	4.01	85
0457 Pontiac 12	1032	35	3.39	29
0458 Pontiac 13	1769	68	3.84	63
0459 Pontiac 14	2362	159	6.73	144
0460 Pontiac 15	1382	75	5.43	69
0461 Pontiac 16	816	42	5.15	40
0462 Pontiac 17	1940	148	7.63	135
0463 Pontiac 18	1806	94	5.20	88
0464 Pontiac 19	1833	101	5.51	97
0465 Pontiac 20	1516	217	14.31	196
0466 Pontiac 21	1677	95	5.66	85
0467 Pontiac 22	1734	48	2.77	39
0468 Pontiac 23	319	7	2.19	6
0469 Pontiac 24	1281	181	14.13	172
0470 Pontiac 25	2553	231	9.05	217
0471 Pontiac 26	996	70	7.03	68
0472 Pontiac 27	1527	121	7.92	111
0473 Pontiac 28	1847	169	9.15	159
GRAND TOTALS	58013	4290	7.39	3944

REPRESENTATIVE IN STATE LEGISLATURE 35TH DISTRICT

51 PRECINCTS	REGISTERED VOTERS	BALLOTS CAST	TURNOUT PERCENTAGE	Eric Coleman	Rudy Hobbs
0161 Royal Oak Twp 1	1416	178	12.57	75	87
0162 Royal Oak Twp 2	1043	181	17.35	46	126
0371 Lathrup Village 1	1741	374	21.48	87	266
0372 Lathrup Village 2	1788	406	22.71	139	244
0421 Oak Park 2	890	76	8.54	5	8
0428 Oak Park 9	1626	311	19.13	113	181
0435 Oak Park 16	1147	151	13.16	67	76
0437 Oak Park 18	1225	98	8.00	45	28
0548 Southfield 1	1354	292	21.57	105	176
0549 Southfield 2	1150	186	16.17	52	118
0550 Southfield 3	1257	200	15.91	71	109
0551 Southfield 4	1213	171	14.10	55	95
0552 Southfield 5	1486	240	16.15	95	113
0553 Southfield 6	1338	177	13.23	72	85
0554 Southfield 7	1214	233	19.19	76	143
0555 Southfield 8	1504	341	22.67	105	217
0556 Southfield 9	1331	270	20.29	93	152
0557 Southfield 10	1401	155	11.06	50	83
0558 Southfield 11	1601	302	18.86	127	150
0559 Southfield 12	1815	272	14.99	134	113
0560 Southfield 13	1450	309	21.31	136	152
0561 Southfield 14	1093	262	23.97	131	112
0562 Southfield 15	1770	238	13.45	101	121
0563 Southfield 16	1250	221	17.68	98	102
0564 Southfield 17	1474	330	22.39	165	155
0565 Southfield 18	958	180	18.79	69	103
0566 Southfield 19	1205	243	20.17	106	115
0567 Southfield 20	1450	181	12.48	83	79
0568 Southfield 21	1317	190	14.43	82	89
0569 Southfield 22	1289	168	13.03	75	82
0570 Southfield 23	1444	344	23.82	206	130
0571 Southfield 24	1279	269	21.03	151	109
0572 Southfield 25	748	207	27.67	80	117
0573 Southfield 26	963	154	15.99	61	79
0574 Southfield 27	1326	187	14.10	100	67
0575 Southfield 28	1295	212	16.37	117	77
0576 Southfield 29	1237	326	26.35	146	142
0577 Southfield 30	1813	310	17.10	125	154
0578 Southfield 31	1238	93	7.51	51	39
0579 Southfield 32	1121	191	17.04	91	84
0580 Southfield 33	1335	316	23.67	142	142
0581 Southfield 34	1666	336	20.17	203	105
0582 Southfield 35	1812	335	18.49	163	125
0583 Southfield 36	1140	153	13.42	84	54
0584 Southfield 37	1221	228	18.67	87	123
0585 Southfield 38	1216	256	21.05	103	136
0586 Southfield 39	909	158	17.38	76	66
0587 Southfield 40	1137	147	12.93	67	63
0588 Southfield 41	1383	163	11.79	83	63

REPRESENTATIVE IN STATE LEGISLATURE 35TH DISTRICT

51 PRECINCTS	REGISTERED VOTERS	BALLOTS CAST	TURNOUT PERCENTAGE	Eric Coleman	Rudy Hobbs
0589 Southfield 42	1354	142	10.49	76	57
0590 Southfield 43	1234	142	11.51	78	46
GRAND TOTALS	67667	11605	17.15	4948	5658

OFFICIAL CANVASS

PRIMARY ELECTION
TUESDAY, AUGUST 3, 2010
OAKLAND COUNTY, MICHIGAN
Democratic Party

PRINTED 08/16/10, 10:33 AM

33 PRECINCTS	REGISTERED VOTERS	BALLOTS CAST	VOTER TURNOUT PERCENTAGE	REPRESENTATIVE IN STATE LEGISLATURE 37TH DISTRICT Vicki Barnett
0306 Farmington 1	973	144	14.80	123
0307 Farmington 2	1399	178	12.72	158
0308 Farmington 3	1271	104	8.18	91
0309 Farmington 4	1232	141	11.44	121
0310 Farmington 5	1006	124	12.33	103
0311 Farmington 6	1367	167	12.22	145
0313 Farmington Hills 1	1981	327	16.51	283
0314 Farmington Hills 2	2253	338	15.00	297
0315 Farmington Hills 3	2324	412	17.73	351
0316 Farmington Hills 4	2286	383	16.75	348
0317 Farmington Hills 5	1875	156	8.32	138
0318 Farmington Hills 6	1270	83	6.54	66
0319 Farmington Hills 7	2051	256	12.48	225
0320 Farmington Hills 8	1839	180	9.79	159
0321 Farmington Hills 9	2465	276	11.20	239
0322 Farmington Hills 10	2567	262	10.21	232
0323 Farmington Hills 11	2344	259	11.05	217
0324 Farmington Hills 12	1826	283	15.50	234
0325 Farmington Hills 13	1770	254	14.35	224
0326 Farmington Hills 14	2077	234	11.27	201
0327 Farmington Hills 15	1142	124	10.86	95
0328 Farmington Hills 16	2549	257	10.08	229
0329 Farmington Hills 17	2673	164	6.14	135
0330 Farmington Hills 18	1375	134	9.75	113
0331 Farmington Hills 19	1939	280	14.44	249
0332 Farmington Hills 20	2482	268	10.80	240
0333 Farmington Hills 21	2469	194	7.86	161
0334 Farmington Hills 22	1900	139	7.32	114
0335 Farmington Hills 23	1691	144	8.52	121
0336 Farmington Hills 24	2709	261	9.63	220
0337 Farmington Hills 25	2582	250	9.68	219
0338 Farmington Hills 26	2419	176	7.28	161
0339 Farmington Hills 27	2459	152	6.18	132
GRAND TOTALS	64565	7104	11.00	6144

OFFICIAL CANVASS

PRIMARY ELECTION
TUESDAY, AUGUST 3, 2010
OAKLAND COUNTY, MICHIGAN
Democratic Party

PRINTED 08/16/10, 10:33 AM

37 PRECINCTS	REGISTERED VOTERS	BALLOTS CAST	VOTER TURNOUT PERCENTAGE	REPRESENTATIVE IN STATE LEGISLATURE 38TH DISTRICT Jeff Jeffery
0109 Lyon 1	2481	98	3.95	74
0110 Lyon 2	2087	84	4.02	63
0111 Lyon 3	2521	106	4.20	84
0112 Lyon 4	2855	95	3.33	63
0123 Novi Twp 1	124	16	12.90	10
0390 Northville 2	2613	222	8.50	162
0392 Novi 1	1868	112	6.00	82
0393 Novi 2	2364	151	6.39	119
0394 Novi 3	1768	130	7.35	101
0395 Novi 4	1867	129	6.91	92
0396 Novi 5	1377	53	3.85	43
0397 Novi 6	1925	121	6.29	91
0398 Novi 7	1622	86	5.30	75
0399 Novi 8	1465	93	6.35	74
0400 Novi 9	2383	160	6.71	117
0401 Novi 10	802	134	16.71	103
0402 Novi 11	1652	88	5.33	53
0403 Novi 12	2561	77	3.01	66
0404 Novi 13	1025	64	6.24	51
0405 Novi 14	1282	65	5.07	46
0406 Novi 15	1780	97	5.45	65
0407 Novi 16	2339	104	4.45	69
0408 Novi 17	2064	95	4.60	62
0409 Novi 18	2092	154	7.36	111
0410 Novi 19	891	38	4.26	23
0411 Novi 20	1218	40	3.28	24
0412 Novi 21	1995	98	4.91	70
0543 South Lyon 1	2629	186	7.07	152
0544 South Lyon 2	1902	71	3.73	51
0545 South Lyon 3	1822	74	4.06	57
0546 South Lyon 4	1364	45	3.30	35
0632 Walled Lake 1	2309	146	6.32	122
0633 Walled Lake 2	2655	174	6.55	130
0634 Wixom 1	2424	122	5.03	82
0635 Wixom 2	1898	93	4.90	61
0636 Wixom 3	2480	88	3.55	72
0637 Wixom 4	2020	102	5.05	73
GRAND TOTALS	70524	3811	5.40	2828

OFFICIAL CANVASS

PRIMARY ELECTION
TUESDAY, AUGUST 3, 2010
OAKLAND COUNTY, MICHIGAN
Democratic Party

PRINTED 08/16/10, 10:33 AM

37 PRECINCTS	REGISTERED VOTERS	BALLOTS CAST	VOTER TURNOUT PERCENTAGE	REPRESENTATIVE IN STATE LEGISLATURE 39TH DISTRICT LABRAWN
0055 Commerce 1	1519	87	5.73	71
0056 Commerce 2	2112	120	5.68	97
0057 Commerce 3	2396	282	11.77	241
0058 Commerce 4	2200	116	5.27	102
0059 Commerce 5	2473	133	5.38	106
0060 Commerce 6	1685	103	6.11	89
0061 Commerce 7	2055	107	5.21	88
0062 Commerce 8	2216	127	5.73	98
0063 Commerce 9	1991	129	6.48	110
0064 Commerce 10	2020	136	6.73	116
0065 Commerce 11	2068	112	5.42	94
0066 Commerce 12	1386	109	7.86	88
0067 Commerce 13	2053	112	5.46	85
0068 Commerce 14	1707	72	4.22	60
0069 Commerce 15	1637	105	6.41	92
0216 W. Bloomfield 1	2143	308	14.37	260
0217 W. Bloomfield 2	1942	151	7.78	119
0218 W. Bloomfield 3	1029	96	9.33	79
0219 W. Bloomfield 4	1118	78	6.98	68
0221 W. Bloomfield 6	1321	157	11.88	124
0222 W. Bloomfield 7	1492	234	15.68	197
0224 W. Bloomfield 9	1604	213	13.28	176
0225 W. Bloomfield 10	2320	276	11.90	208
0226 W. Bloomfield 11	1313	220	16.76	186
0227 W. Bloomfield 12	2048	347	16.94	299
0228 W. Bloomfield 13	1919	278	14.49	215
0230 W. Bloomfield 15	2584	398	15.40	315
0231 W. Bloomfield 16	1181	110	9.31	88
0232 W. Bloomfield 17	1930	255	13.21	212
0233 W. Bloomfield 18	1622	154	9.49	122
0234 W. Bloomfield 19	2672	470	17.59	412
0235 W. Bloomfield 20	1559	264	16.93	231
0236 W. Bloomfield 21	1752	214	12.21	185
0237 W. Bloomfield 22	2387	365	15.29	322
0238 W. Bloomfield 23	2230	357	16.01	288
0239 W. Bloomfield 24	1640	163	9.94	141
0241 W. Bloomfield 26	1714	156	9.10	119
GRAND TOTALS	69038	7114	10.30	5903

56 PRECINCTS	REGISTERED VOTERS	BALLOTS CAST	TURNOUT PERCENTAGE	REPRESENTATIVE IN STATE LEGISLATURE 40TH DISTRICT Julie Calnider
0005 Bloomfield 1	920	102	11.09	84
0006 Bloomfield 2	647	70	10.82	60
0007 Bloomfield 3	1253	165	13.17	132
0008 Bloomfield 4	1165	93	7.98	71
0009 Bloomfield 5	987	71	7.19	49
0010 Bloomfield 6	1197	100	8.35	80
0011 Bloomfield 7	625	67	10.72	44
0012 Bloomfield 8	2081	110	5.29	69
0013 Bloomfield 9	1444	130	9.00	105
0014 Bloomfield 10	1471	188	12.78	145
0015 Bloomfield 11	1406	152	10.81	109
0016 Bloomfield 12	1304	111	8.51	87
0017 Bloomfield 13	1095	80	7.31	70
0018 Bloomfield 14	1244	91	7.32	62
0019 Bloomfield 15	710	68	9.58	56
0020 Bloomfield 16	1092	110	10.07	88
0021 Bloomfield 17	569	62	10.90	50
0022 Bloomfield 18	878	84	9.57	70
0023 Bloomfield 19	1141	81	7.10	56
0024 Bloomfield 20	999	116	11.61	87
0025 Bloomfield 21	1067	129	12.09	114
0026 Bloomfield 22	1344	141	10.49	102
0027 Bloomfield 23	845	51	6.04	33
0028 Bloomfield 24	918	63	6.86	53
0029 Bloomfield 25	648	71	10.96	57
0030 Bloomfield 26	969	55	5.68	42
0031 Bloomfield 27	679	94	13.84	78
0032 Bloomfield 28	631	33	5.23	21
0033 Bloomfield 29	828	65	7.85	52
0034 Bloomfield 30	1563	139	8.89	101
0035 Bloomfield 31	595	45	7.56	31
0036 Bloomfield 32	1026	108	10.53	89
0164 Southfield Twp 1	899	95	10.57	77
0165 Southfield Twp 2	977	107	10.95	75
0166 Southfield Twp 3	765	85	11.11	59
0167 Southfield Twp 4	1196	121	10.12	81
0168 Southfield Twp 5	1276	146	11.44	108
0169 Southfield Twp 6	1909	208	10.90	145
0170 Southfield Twp 7	1061	113	10.65	88
0171 Southfield Twp 8	1295	154	11.89	119
0172 Southfield Twp 9	1074	102	9.50	74
0173 Southfield Twp 10	920	137	14.89	109
0285 Birmingham 1	1809	163	9.01	120
0286 Birmingham 2	1754	172	9.81	124
0287 Birmingham 3	1666	139	8.34	113
0288 Birmingham 4	1873	139	7.42	94
0289 Birmingham 5	1773	161	9.08	129
0290 Birmingham 6	1994	161	8.07	122
0291 Birmingham 7	1973	141	7.15	112

56 PRECINCTS	REGISTERED VOTERS	BALLOTS CAST	TURNOUT PERCENTAGE	REPRESENTATIVE IN STATE LEGISLATURE 40TH DISTRICT Julie Calley
0292 Birmingham 8	1648	123	7.46	94
0293 Birmingham 9	1389	81	5.83	70
0295 Bloomfield Hills 1	1947	113	5.80	91
0296 Bloomfield Hills 2	1499	89	5.94	67
0369 Keego Harbor 1	1995	107	5.36	90
0441 Orchard Lake 1	1850	116	6.27	83
0594 Sylvan Lake 1	1376	133	9.67	101
GRAND TOTALS	69259	6151	8.88	4692

OFFICIAL CANVASS

PRIMARY ELECTION
TUESDAY, AUGUST 3, 2010
OAKLAND COUNTY, MICHIGAN
Democratic Party

PRINTED 08/16/10, 10:33 AM

37 PRECINCTS	REGISTERED VOTERS	BALLOTS CAST	VOTER TURNOUT PERCENTAGE	REPRESENTATIVE IN STATE LEGISLATURE 41ST DISTRICT Democratic Votes
0299 Clawson 1	2102	218	10.37	168
0300 Clawson 2	969	68	7.02	55
0301 Clawson 3	2065	154	7.46	118
0302 Clawson 4	1057	88	8.33	60
0303 Clawson 5	914	57	6.24	44
0304 Clawson 6	2229	166	7.45	128
0596 Troy 1	1227	73	5.95	57
0597 Troy 2	2161	175	8.10	143
0598 Troy 3	1810	123	6.80	103
0599 Troy 4	2706	190	7.02	143
0600 Troy 5	1399	106	7.58	82
0601 Troy 6	535	34	6.36	28
0602 Troy 7	1715	98	5.71	84
0603 Troy 8	1893	192	10.14	169
0604 Troy 9	2168	205	9.46	158
0605 Troy 10	1860	144	7.74	111
0606 Troy 11	1850	144	7.78	118
0607 Troy 12	1363	96	7.04	71
0608 Troy 13	2710	227	8.38	181
0609 Troy 14	1849	125	6.76	97
0610 Troy 15	1792	149	8.31	129
0611 Troy 16	1481	103	6.95	86
0612 Troy 17	2249	139	6.18	103
0613 Troy 18	1545	127	8.22	100
0614 Troy 19	1490	139	9.33	119
0615 Troy 20	2151	158	7.35	128
0616 Troy 21	1426	88	6.17	76
0617 Troy 22	2438	176	7.22	137
0618 Troy 23	2349	147	6.26	120
0619 Troy 24	2395	149	6.22	130
0620 Troy 25	2419	172	7.11	147
0621 Troy 26	2250	108	4.80	90
0622 Troy 27	1862	140	7.52	120
0623 Troy 28	1545	113	7.31	88
0624 Troy 29	2349	175	7.45	145
0625 Troy 30	637	62	9.73	53
0626 Troy 31	743	48	6.46	31
GRAND TOTALS	65703	4876	7.42	3920

35 PRECINCTS	REGISTERED VOTERS	BALLOTS CAST	VOTER TURNOUT PERCENTAGE	REPRESENTATIVE IN STATE LEGISLATURE 43RD DISTRICT Register Nonpartisan
0184 Waterford 1	1893	101	5.34	76
0185 Waterford 2	1958	131	6.69	99
0186 Waterford 3	1350	131	9.70	113
0187 Waterford 4	2117	122	5.76	101
0188 Waterford 5	1939	94	4.85	71
0189 Waterford 6	2253	120	5.33	97
0190 Waterford 7	1770	95	5.37	81
0191 Waterford 8	2002	129	6.44	97
0192 Waterford 9	1477	99	6.70	63
0193 Waterford 10	1804	142	7.87	103
0194 Waterford 11	1809	136	7.52	102
0195 Waterford 12	1874	152	8.11	121
0196 Waterford 13	1702	85	4.99	72
0197 Waterford 14	1397	100	7.16	79
0198 Waterford 15	1864	115	6.17	91
0199 Waterford 16	1869	86	4.60	73
0200 Waterford 17	2250	127	5.64	101
0201 Waterford 18	1700	123	7.24	99
0202 Waterford 19	1870	110	5.88	88
0203 Waterford 20	1816	107	5.89	86
0204 Waterford 21	1802	149	8.27	116
0205 Waterford 22	2139	119	5.56	100
0206 Waterford 23	2069	135	6.52	109
0207 Waterford 24	2222	143	6.44	119
0208 Waterford 25	2079	156	7.50	122
0209 Waterford 26	1944	99	5.09	81
0210 Waterford 27	1951	99	5.07	70
0211 Waterford 28	1714	57	3.33	37
0212 Waterford 29	1581	89	5.63	73
0220 W. Bloomfield 5	2011	175	8.70	131
0223 W. Bloomfield 8	2209	209	9.46	150
0229 W. Bloomfield 14	1690	142	8.40	102
0240 W. Bloomfield 25	2106	218	10.35	155
0242 W. Bloomfield 27	1216	149	12.25	91
0370 Lake Angelus 1	278	6	2.16	5
GRAND TOTALS	63725	4250	6.67	3274

OFFICIAL CANVASS

PRIMARY ELECTION
TUESDAY, AUGUST 3, 2010
OAKLAND COUNTY, MICHIGAN
Democratic Party

PRINTED 08/16/10, 10:33 AM

REPRESENTATIVE IN STATE LEGISLATURE 44TH DISTRICT

43 PRECINCTS	REGISTERED VOTERS	BALLOTS CAST	TURNOUT PERCENTAGE	Phil Fabrizio
0077 Highland 1	2290	93	4.06	73
0078 Highland 2	2153	130	6.04	93
0079 Highland 3	1659	65	3.92	49
0080 Highland 4	2267	142	6.26	117
0081 Highland 5	1320	95	7.20	63
0082 Highland 6	1965	124	6.31	83
0083 Highland 7	1221	56	4.59	37
00B4 Highland 8	1414	108	7.64	93
0091 Independence 1	1423	99	6.96	75
0092 Independence 2	2039	110	5.39	88
0093 Independence 3	1997	135	6.76	92
0094 Independence 4	1995	139	6.97	109
0095 Independence 5	1581	94	5.95	73
0096 Independence 6	1763	B1	4.59	55
0097 Independence 7	1870	109	5.83	82
0098 Independence 8	1105	63	5.70	46
0099 Independence 9	1752	101	5.76	77
0100 Independence 10	2113	16B	7.95	117
0101 Independence 11	1844	101	5.48	73
0102 Independence 12	878	61	6.95	43
0103 Independence 13	1363	69	5.06	54
0104 Independence 14	2169	130	5.99	96
0105 Independence 15	1550	89	5.74	59
0176 Springfield 1	1517	85	5.60	51
0177 Springfield 2	1518	75	4.94	56
0178 Springfield 3	1946	101	5.19	74
0179 Springfield 4	1408	75	5.33	56
0180 Springfield 5	1605	61	3.80	49
0181 Springfield 6	1595	92	5.77	65
0182 Springfield 7	814	58	7.13	39
0255 White Lake 1	1991	120	6.03	92
0256 White Lake 2	2251	130	5.78	100
0257 White Lake 3	1250	62	4.96	40
0258 White Lake 4	927	44	4.75	36
0259 White Lake 5	2137	144	6.74	107
0260 White Lake 6	2623	142	5.41	111
0261 White Lake 7	1703	98	5.75	74
0262 White Lake 8	2347	119	5.07	95
0263 White Lake 9	2030	99	4.88	76
0264 White Lake 10	2174	71	3.27	55
0265 White Lake 11	2037	97	4.76	70
0266 White Lake 12	1153	85	7.37	67
0298 Clarkston 1	818	88	10.76	72
GRAND TOTALS	73575	4208	5.72	3132

42 PRECINCTS	REGISTERED VOTERS	BALLOTS CAST	TURNOUT PERCENTAGE	REPRESENTATIVE IN STATE LEGISLATURE 45TH DISTRICT Marwarryd
0124 Oakland 1	1642	116	7.06	89
0125 Oakland 2	1456	111	7.62	89
0126 Oakland 3	681	47	6.90	39
0127 Oakland 4	1528	118	7.72	94
0128 Oakland 5	1669	58	3.48	41
0129 Oakland 6	1770	63	3.56	50
0130 Oakland 7	2022	92	4.55	66
0131 Oakland 8	1184	81	6.84	65
0476 Rochester 1	1760	127	7.22	107
0477 Rochester 2	2458	168	6.83	127
0478 Rochester 3	1341	102	7.61	79
0479 Rochester 4	1042	70	6.72	52
0480 Rochester 5	2693	115	4.27	86
0482 Rochester Hills 1	1894	148	7.81	124
0483 Rochester Hills 2	1105	56	5.07	50
0484 Rochester Hills 3	1914	125	6.53	100
0485 Rochester Hills 4	2159	189	8.75	156
0486 Rochester Hills 5	1912	115	6.01	90
0487 Rochester Hills 6	955	98	10.26	80
0488 Rochester Hills 7	1024	89	8.69	77
0489 Rochester Hills 8	978	55	5.62	44
0490 Rochester Hills 9	2141	190	8.87	146
0491 Rochester Hills 10	1393	87	6.25	67
0492 Rochester Hills 11	2573	135	5.25	116
0493 Rochester Hills 12	2097	143	6.82	117
0494 Rochester Hills 13	2518	196	7.78	154
0495 Rochester Hills 14	2814	131	4.66	110
0496 Rochester Hills 15	1630	75	4.60	61
0497 Rochester Hills 16	1179	56	4.75	45
0498 Rochester Hills 17	1463	160	10.94	126
0499 Rochester Hills 18	1387	114	8.22	90
0500 Rochester Hills 19	1314	120	9.13	87
0501 Rochester Hills 20	1075	95	8.84	72
0502 Rochester Hills 21	2752	194	7.05	157
0503 Rochester Hills 22	1309	117	8.94	101
0504 Rochester Hills 23	1256	103	8.20	90
0505 Rochester Hills 24	1556	149	9.58	120
0506 Rochester Hills 25	2076	125	6.02	95
0507 Rochester Hills 26	2468	128	5.19	101
0508 Rochester Hills 27	2680	168	6.27	132
0509 Rochester Hills 28	1968	117	5.95	100
0510 Rochester Hills 29	989	64	6.47	51
GRAND TOTALS	71825	4810	6.70	3843

OFFICIAL CANVASS

PRIMARY ELECTION
TUESDAY, AUGUST 3, 2010
OAKLAND COUNTY, MICHIGAN
Democratic Party

PRINTED 08/16/10, 10:33 AM

41 PRECINCTS	REGISTERED VOTERS	BALLOTS CAST	VOTER TURNOUT PERCENTAGE	REPRESENTATIVE IN STATE LEGISLATURE 46TH DISTRICT DAVID LIPSKI
0001 Addison 1	1674	89	5.32	61
0002 Addison 2	1805	98	5.43	68
0003 Addison 3	1396	63	4.51	42
0048 Brandon 1	2053	120	5.85	101
0049 Brandon 2	2134	107	5.01	74
0050 Brandon 3	2193	109	4.97	81
0051 Brandon 4	2377	137	5.76	91
0052 Brandon 5	1569	42	2.68	33
0053 Brandon 6	1060	64	6.04	49
0073 Groveland 1	1542	80	5.19	50
0074 Groveland 2	1509	79	5.24	55
0075 Groveland 3	1116	54	4.84	41
0086 Holly 1	2190	118	5.39	87
0087 Holly 2	2165	97	4.48	77
0088 Holly 3	1948	95	4.88	73
0089 Holly 4	2128	128	6.02	103
0133 Orion 1	1818	87	4.79	68
0134 Orion 2	2179	102	4.68	75
0135 Orion 3	1799	111	6.17	80
0136 Orion 4	2318	123	5.31	73
0137 Orion 5	1473	70	4.75	47
0138 Orion 6	1637	81	4.95	56
0139 Orion 7	1813	97	5.35	79
0140 Orion 8	1958	111	5.67	88
0141 Orion 9	2146	97	4.52	80
0142 Orion 10	1549	93	6.00	62
0143 Orion 11	1346	94	6.98	75
0144 Orion 12	1837	92	5.01	71
0145 Orion 13	1707	88	5.16	71
0146 Orion 14	1092	59	5.40	42
0149 Oxford 1	2418	132	5.46	107
0150 Oxford 2	2096	62	2.96	48
0151 Oxford 3	2325	111	4.77	73
0152 Oxford 4	2190	93	4.25	67
0153 Oxford 5	1543	61	3.95	51
0154 Oxford 6	1991	87	4.37	68
0155 Oxford 7	1823	94	5.16	70
0157 Rose 1	1272	86	6.76	59
0158 Rose 2	1774	108	6.09	83
0159 Rose 3	1833	108	5.89	81
0342 Fenton 2	2	0		0
GRAND TOTALS	72798	3727	5.12	2760

8 PRECINCTS	REGISTERED VOTERS	BALLOTS CAST	VOTER TURNOUT PERCENTAGE	REPRESENTATIVE IN STATE LEGISLATURE 66TH DISTRICT James Democratic
0114 Milford 1	1677	115	6.86	78
0115 Milford 2	1509	81	5.37	60
0116 Milford 3	1688	100	5.92	72
0117 Milford 4	2405	141	5.86	108
0118 Milford 5	618	42	6.80	32
0119 Milford 6	1179	95	8.06	68
0120 Milford 7	1711	111	6.49	81
0121 Milford 8	1154	83	7.19	65
GRAND TOTALS	11941	768	6.43	564

				JUDGE OF DISTRICT COURT 52ND DISTRICT, 4TH DIVISION		
37 PRECINCTS	REGISTERED VOTERS	BALLOTS CAST	TURNOUT PERCENTAGE	Kinnersley Hathaway	Mich. Marathon	Davi Apted Kosk
0299 Clawson 1	2102	612	29.12	236	148	73
0300 Clawson 2	969	208	21.47	56	52	34
0301 Clawson 3	2065	547	26.49	182	151	96
0302 Clawson 4	1057	333	31.50	90	94	59
0303 Clawson 5	914	236	25.82	73	69	32
0304 Clawson 6	2229	644	28.89	191	192	92
0596 Troy 1	1227	327	26.65	87	109	44
0597 Troy 2	2161	744	34.43	215	288	95
0598 Troy 3	1810	619	34.20	150	196	101
0599 Troy 4	2706	838	30.97	225	320	84
0600 Troy 5	1399	597	42.67	161	192	102
0601 Troy 6	535	198	37.01	83	69	25
0602 Troy 7	1715	568	33.12	167	234	66
0603 Troy 8	1893	627	33.12	192	254	64
0604 Troy 9	2168	782	36.07	197	304	110
0605 Troy 10	1860	611	32.85	139	255	78
0606 Troy 11	1850	632	34.16	180	246	81
0607 Troy 12	1363	457	33.53	139	173	45
0608 Troy 13	2710	872	32.18	226	337	109
0609 Troy 14	1849	570	30.83	128	228	72
0610 Troy 15	1792	597	33.31	167	229	98
0611 Troy 16	1481	505	34.10	147	204	55
0612 Troy 17	2249	685	30.46	182	314	70
0613 Troy 18	1545	613	39.68	136	337	60
0614 Troy 19	1490	627	42.08	153	306	50
0615 Troy 20	2151	721	33.52	227	321	57
0616 Troy 21	1426	325	22.79	72	127	56
0617 Troy 22	2438	662	27.15	135	298	88
0618 Troy 23	2349	585	24.90	127	251	69
0619 Troy 24	2395	584	24.38	254	147	74
0620 Troy 25	2419	535	22.12	214	144	65
0621 Troy 26	2250	391	17.38	89	157	44
0622 Troy 27	1862	355	19.07	96	112	54
0623 Troy 28	1545	313	20.26	93	90	28
0624 Troy 29	2349	838	35.67	167	361	87
0625 Troy 30	637	183	28.73	59	60	21
0626 Troy 31	743	267	35.94	94	83	28
GRAND TOTALS	65703	19808	30.15	5529	7452	2466

542 PRECINCTS	REGISTERED VOTERS	BALLOTS CAST	VOTER TURNOUT PERCENTAGE	JUDGE OF PROBATE COURT OAKLAND COUNTY				
				J.Martin Bernstein	Daniel A. Hartt	Barbara A. Mumby	Kay Hahn Tyler	J. Vincent Gramaglia
0001 Addison 1	1674	649	38.77	86	47	55	123	58
0002 Addison 2	1805	629	34.85	90	54	72	110	46
0003 Addison 3	1396	353	25.29	39	43	40	57	41
0005 Bloomfield 1	920	402	43.70	66	47	43	82	55
0006 Bloomfield 2	647	247	38.18	39	42	32	43	16
0007 Bloomfield 3	1253	557	44.45	96	82	37	98	70
0008 Bloomfield 4	1165	419	35.97	61	72	45	65	41
0009 Bloomfield 5	987	348	35.26	33	55	53	52	36
0010 Bloomfield 6	1197	540	45.11	114	70	74	82	62
0011 Bloomfield 7	625	229	36.64	35	34	16	55	19
0012 Bloomfield 8	2081	853	40.99	199	84	78	203	59
0013 Bloomfield 9	1444	604	41.83	96	75	54	170	60
0014 Bloomfield 10	1471	604	41.06	91	99	58	101	43
0015 Bloomfield 11	1406	565	40.18	78	83	64	104	48
0016 Bloomfield 12	1304	337	25.84	59	56	39	63	33
0017 Bloomfield 13	1095	465	42.47	75	59	81	81	45
0018 Bloomfield 14	1244	509	40.92	67	58	72	106	45
0019 Bloomfield 15	710	304	42.82	42	43	40	59	35
0020 Bloomfield 16	1092	356	32.60	50	53	26	62	49
0021 Bloomfield 17	569	194	34.09	41	21	14	33	23
0022 Bloomfield 18	878	331	37.70	71	44	30	66	27
0023 Bloomfield 19	1141	461	40.40	79	70	37	98	48
0024 Bloomfield 20	999	392	39.24	61	70	59	67	35
0025 Bloomfield 21	1067	558	52.30	96	69	79	111	44
0026 Bloomfield 22	1344	488	36.31	78	75	62	79	51
0027 Bloomfield 23	845	338	40.00	48	48	37	71	33
0028 Bloomfield 24	918	353	38.45	64	51	49	72	23
0029 Bloomfield 25	648	146	22.53	22	26	13	25	21
0030 Bloomfield 26	969	378	39.01	70	45	45	78	34
0031 Bloomfield 27	679	219	32.25	22	33	21	33	27
0032 Bloomfield 28	631	270	42.79	49	15	23	79	20
0033 Bloomfield 29	828	321	38.77	62	33	34	46	27
0034 Bloomfield 30	1563	550	35.19	70	85	49	104	57
0035 Bloomfield 31	595	334	56.13	63	37	51	65	30
0036 Bloomfield 32	1026	408	39.77	61	70	41	76	29
0048 Brandon 1	2053	579	28.20	94	72	58	93	46
0049 Brandon 2	2134	614	28.77	70	78	54	130	54
0050 Brandon 3	2193	636	29.00	78	93	55	102	39
0051 Brandon 4	2377	743	31.26	85	86	86	156	57
0052 Brandon 5	1569	187	11.92	26	43	17	35	10
0053 Brandon 6	1060	294	27.74	58	34	26	34	17
0055 Commerce 1	1519	440	28.97	61	58	43	90	25
0056 Commerce 2	2112	554	26.23	69	73	73	106	33
0057 Commerce 3	2396	769	32.10	91	123	67	152	62
0058 Commerce 4	2200	574	26.09	73	85	48	109	51
0059 Commerce 5	2473	726	29.36	118	92	58	166	51
0060 Commerce 6	1685	455	27.00	56	63	45	116	34
0061 Commerce 7	2055	687	33.43	65	73	62	167	47
0062 Commerce 8	2216	640	28.88	77	78	53	162	45
0063 Commerce 9	1991	585	29.38	73	87	54	115	33

542 PRECINCTS	REGISTERED VOTERS	BALLOTS CAST	VOTER TURNOUT PERCENTAGE	JUDGE OF PROBATE COURT OAKLAND COUNTY				
				JM. Barnett	DM Aaagh	HBarb	KRayhl	JMVaimi
0064 Commerce 10	2020	523	25.89	71	51	44	108	35
0065 Commerce 11	2068	459	22.20	39	67	38	104	35
0066 Commerce 12	1386	397	28.64	51	45	34	89	22
0067 Commerce 13	2053	545	26.55	69	55	55	120	29
0068 Commerce 14	1707	291	17.05	39	51	36	52	13
0069 Commerce 15	1637	530	32.38	90	70	49	99	31
0073 Groveland 1	1542	478	31.00	65	71	49	93	38
0074 Groveland 2	1509	338	22.40	40	43	50	51	31
0075 Groveland 3	1116	382	34.23	47	56	40	66	27
0077 Highland 1	2290	692	30.22	92	67	70	166	41
0078 Highland 2	2153	615	28.56	93	80	70	97	54
0079 Highland 3	1659	392	23.63	58	48	49	91	28
0080 Highland 4	2267	756	33.35	85	119	93	150	47
0081 Highland 5	1320	532	40.30	73	51	53	129	29
0082 Highland 6	1965	693	35.27	80	72	68	151	46
0083 Highland 7	1221	343	28.09	59	42	41	75	12
0084 Highland 8	1414	466	32.96	69	49	43	100	38
00B6 Holly 1	2190	434	19.82	55	85	51	70	34
0087 Holly 2	2165	379	17.51	63	71	36	63	18
0088 Holly 3	1948	380	19.51	39	63	3B	77	22
0089 Holly 4	2128	543	25.52	94	95	60	89	30
0091 Independence 1	1423	612	43.01	76	66	73	113	45
0092 Independence 2	2039	425	20.84	64	46	51	79	32
0093 Independence 3	1997	796	39.86	110	65	103	136	61
0094 Independence 4	1995	709	35.54	90	97	52	140	58
0095 Independence 5	1581	415	26.25	74	53	59	60	35
0096 Independence 6	1763	569	32.27	66	82	46	100	30
0097 Independence 7	1870	756	40.43	94	83	93	157	48
0098 Independence 8	1105	320	28.96	54	44	31	64	19
0099 Independence 9	1752	585	33.39	79	73	66	136	47
0100 Independence 10	2113	835	39.52	127	98	81	138	54
0101 Independence 11	1844	686	37.20	112	74	57	121	62
0102 Independence 12	878	319	36.33	43	37	37	62	14
0103 Independence 13	1363	525	38.52	72	56	63	107	43
0104 Independence 14	2169	611	28.17	93	77	71	112	36
0105 Independence 15	1550	471	30.39	66	56	48	69	37
0109 Lyon 1	2481	598	24.10	85	71	39	117	43
0110 Lyon 2	2087	567	27.17	72	50	61	121	42
0111 Lyon 3	2521	554	21.98	93	49	46	130	37
0112 Lyon 4	2855	715	25.04	76	117	38	174	41
0114 Milford 1	1677	665	39.65	110	68	51	159	37
0115 Milford 2	1509	401	26.57	51	50	46	73	25
0116 Milford 3	1688	644	38.15	81	58	56	156	51
0117 Milford 4	2405	822	34.18	92	81	73	204	59
0118 Milford 5	618	215	34.79	24	23	19	52	16
0119 Milford 6	1179	512	43.43	79	52	45	111	27
0120 Milford 7	1711	615	35.94	87	70	47	145	32
0121 Milford 8	1154	461	39.95	59	48	42	135	26
0123 Novi Twp 1	124	46	37.10	5	3	3	10	4
0124 Oakland 1	1642	660	40.19	115	62	59	113	68

542 PRECINCTS	REGISTERED VOTERS	BALLOTS CAST	VOTER TURNOUT PERCENTAGE	JUDGE OF PROBATE COURT OAKLAND COUNTY				
				J. Martin Bartnagel	Daniel G. Hartwig	Barbara A. Maley	Kay Hahn Tieman	John V. Mamet
0125 Oakland 2	1456	483	33.17	81	58	48	89	62
0126 Oakland 3	681	276	40.53	57	29	27	52	21
0127 Oakland 4	1528	617	40.38	105	63	58	114	52
0128 Oakland 5	1669	481	28.82	69	44	36	98	58
0129 Oakland 6	1770	535	30.23	102	35	45	96	46
0130 Oakland 7	2022	622	30.76	127	76	75	90	52
0131 Oakland 8	1184	443	37.42	62	39	43	83	46
0133 Orion 1	1818	467	25.69	56	60	48	88	35
0134 Orion 2	2179	545	25.01	73	67	58	111	45
0135 Orion 3	1799	657	36.52	89	68	71	132	60
0136 Orion 4	2318	749	32.31	124	70	73	140	51
0137 Orion 5	1473	403	27.36	49	48	41	76	25
0138 Orion 6	1637	674	41.17	107	58	91	118	64
0139 Orion 7	1813	452	24.93	70	51	55	79	39
0140 Orion 8	1958	424	21.65	62	63	43	68	31
0141 Orion 9	2146	504	23.49	97	56	42	101	50
0142 Orion 10	1549	530	34.22	64	53	76	101	45
0143 Orion 11	1346	384	28.53	55	67	53	49	31
0144 Orion 12	1837	461	25.10	83	40	50	88	36
0145 Orion 13	1707	453	26.54	62	64	49	84	30
0146 Orion 14	1092	354	32.42	45	43	30	89	28
0149 Oxford 1	2418	643	26.59	100	83	58	109	58
0150 Oxford 2	2096	350	16.70	52	38	47	77	24
0151 Oxford 3	2325	770	33.12	109	76	69	162	35
0152 Oxford 4	2190	627	28.63	93	80	64	109	45
0153 Oxford 5	1543	300	19.44	41	31	40	57	35
0154 Oxford 6	1991	598	30.04	81	58	64	109	29
0155 Oxford 7	1823	508	27.87	65	61	60	96	43
0157 Rose 1	1272	383	30.11	49	48	47	68	23
0158 Rose 2	1774	538	30.33	77	59	50	116	31
0159 Rose 3	1833	547	29.84	89	54	49	102	34
0161 Royal Oak Twp 1	1416	189	13.35	17	64	36	8	5
0162 Royal Oak Twp 2	1043	188	18.02	10	65	39	12	5
0164 Southfield Twp 1	899	287	31.92	43	45	33	46	30
0165 Southfield Twp 2	977	355	36.34	53	30	32	71	38
0166 Southfield Twp 3	765	290	37.91	42	38	37	49	35
0167 Southfield Twp 4	1196	499	41.72	85	54	32	87	53
0168 Southfield Twp 5	1276	446	34.95	64	53	44	97	54
0169 Southfield Twp 6	1909	755	39.55	124	79	71	187	77
0170 Southfield Twp 7	1061	413	38.93	58	42	31	107	66
0171 Southfield Twp 8	1295	473	36.53	59	89	37	72	57
0172 Southfield Twp 9	1074	345	32.12	39	77	28	75	37
0173 Southfield Twp 10	920	426	46.30	55	55	43	93	60
0176 Springfield 1	1517	543	35.79	76	58	57	92	36
0177 Springfield 2	1518	398	26.22	41	67	38	88	23
0178 Springfield 3	1946	597	30.68	87	70	53	127	48
0179 Springfield 4	1408	417	29.62	57	64	43	78	33
0180 Springfield 5	1605	490	30.53	81	58	49	117	22
0181 Springfield 6	1595	489	30.66	56	47	49	116	39
0182 Springfield 7	814	312	38.33	38	31	31	74	11

542 PRECINCTS	REGISTERED VOTERS	BALLOTS CAST	VOTER TURNOUT PERCENTAGE	JUDGE OF PROBATE COURT OAKLAND COUNTY				
				J. Martin Bahl	David A. Hagaman	Barbara A. Mumby	Kay Hartman Haber	JM Vaidhyanathan
0184 Waterford 1	1893	491	25.94	75	79	40	96	46
0185 Waterford 2	1958	534	27.27	74	85	60	109	25
0186 Waterford 3	1350	401	29.70	63	61	52	75	22
0187 Waterford 4	2117	419	19.79	60	70	37	81	23
0188 Waterford 5	1939	391	20.17	50	56	38	72	28
0189 Waterford 6	2253	572	25.39	97	85	76	78	38
0190 Waterford 7	1770	552	31.19	92	89	51	126	31
0191 Waterford 8	2002	605	30.22	107	85	66	102	36
0192 Waterford 9	1477	483	32.70	59	61	59	99	39
0193 Waterford 10	1804	563	31.21	90	100	66	107	40
0194 Waterford 11	1809	481	26.59	73	75	69	75	39
0195 Waterford 12	1874	613	32.71	88	101	56	104	60
0196 Waterford 13	1702	274	16.10	40	44	42	51	23
0197 Waterford 14	1397	403	28.85	69	60	41	83	28
0198 Waterford 15	1864	417	22.37	59	64	43	82	33
0199 Waterford 16	1869	394	21.08	63	52	43	67	36
0200 Waterford 17	2250	404	17.96	44	73	38	84	35
0201 Waterford 18	1700	418	24.59	61	85	41	81	33
0202 Waterford 19	1870	365	19.52	45	57	50	77	25
0203 Waterford 20	1816	301	16.57	43	59	32	52	28
0204 Waterford 21	1802	451	25.03	76	84	46	57	39
0205 Waterford 22	2139	418	19.54	61	86	36	73	25
0206 Waterford 23	2069	497	24.02	61	95	53	104	34
0207 Waterford 24	2222	506	22.77	62	77	57	104	38
0208 Waterford 25	2079	510	24.53	66	82	48	104	53
0209 Waterford 26	1944	328	16.87	56	57	41	67	22
0210 Waterford 27	1951	360	18.45	45	62	45	70	28
0211 Waterford 28	1714	291	16.98	48	46	25	45	28
0212 Waterford 29	1581	334	21.13	38	47	46	84	26
0216 W. Bloomfield 1	2143	747	34.86	91	150	66	115	63
0217 W. Bloomfield 2	1942	491	25.28	96	90	33	72	39
0218 W. Bloomfield 3	1029	326	31.68	49	42	32	74	38
0219 W. Bloomfield 4	1118	268	23.97	30	36	30	61	16
0220 W. Bloomfield 5	2011	594	29.54	72	92	58	131	35
0221 W. Bloomfield 6	1321	470	35.58	62	97	27	81	47
0222 W. Bloomfield 7	1492	513	34.38	91	113	40	58	43
0223 W. Bloomfield 8	2209	815	36.89	89	128	82	182	49
0224 W. Bloomfield 9	1604	530	33.04	72	95	53	74	44
0225 W. Bloomfield 10	2320	763	32.89	104	162	55	125	69
0226 W. Bloomfield 11	1313	497	37.85	70	94	41	50	38
0227 W. Bloomfield 12	2048	579	28.27	85	131	51	55	61
0228 W. Bloomfield 13	1919	730	38.04	83	125	52	101	121
0229 W. Bloomfield 14	1690	465	27.51	50	79	54	82	26
0230 W. Bloomfield 15	2584	912	35.29	105	187	80	115	94
0231 W. Bloomfield 16	1181	413	34.97	66	62	37	69	43
0232 W. Bloomfield 17	1930	649	33.63	110	114	51	75	53
0233 W. Bloomfield 18	1622	503	31.01	56	82	43	68	61
0234 W. Bloomfield 19	2672	837	31.32	89	169	96	87	79
0235 W. Bloomfield 20	1559	531	34.06	73	93	55	67	35
0236 W. Bloomfield 21	1752	378	21.58	51	94	33	49	28

542 PRECINCTS	REGISTERED VOTERS	BALLOTS CAST	VOTER TURNOUT PERCENTAGE	JUDGE OF PROBATE COURT OAKLAND COUNTY				
				J. Martin Bartnett	David A. Hartt	Barbara A. Rauh	Kay Hahn Tyler	James V. Vermeulen
0237 W. Bloomfield 22	2387	703	29.45	123	127	77	90	71
0238 W. Bloomfield 23	2230	643	28.83	86	148	43	85	60
0239 W. Bloomfield 24	1640	333	20.30	36	78	40	46	14
0240 W. Bloomfield 25	2106	730	34.66	93	98	69	173	53
0241 W. Bloomfield 26	1714	348	20.30	38	64	29	36	34
0242 W. Bloomfield 27	1216	437	35.94	53	69	28	95	39
0255 White Lake 1	1991	625	31.39	84	89	68	104	32
0256 White Lake 2	2251	679	30.16	88	121	70	123	55
0257 White Lake 3	1250	391	31.28	47	57	35	85	28
025B White Lake 4	927	274	29.56	49	32	29	47	18
0259 White Lake 5	2137	727	34.02	117	94	88	125	61
0260 White Lake 6	2623	611	23.29	87	110	64	107	42
0261 White Lake 7	1703	569	33.41	87	73	64	118	40
0262 White Lake 8	2347	575	24.50	97	74	73	120	21
0263 White Lake 9	2030	501	24.68	71	67	40	107	28
0264 White Lake 10	2174	400	18.40	47	63	33	84	37
0265 White Lake 11	2037	617	30.29	81	90	48	131	38
0266 White Lake 12	1153	343	29.75	42	48	33	74	25
0268 Auburn Hills 1	1046	234	22.37	29	25	26	67	14
0269 Auburn Hills 2	1485	307	20.67	38	53	30	44	27
0270 Auburn Hills 3	1707	329	19.27	45	59	41	55	34
0271 Auburn Hills 4	1748	281	16.08	36	44	28	54	21
0272 Auburn Hills 5	1331	411	30.88	49	56	49	75	29
0273 Auburn Hills 6	1967	660	33.55	96	67	83	145	81
0274 Auburn Hills 7	1826	425	23.27	43	67	64	63	36
0275 Auburn Hills 8	1610	244	15.16	45	40	27	41	14
0276 Auburn Hills 9	1280	237	18.52	25	37	22	50	30
0278 Berkley 1	2092	627	29.97	69	100	37	100	121
0279 Berkley 2	1859	608	32.71	75	77	49	83	124
0280 Berkley 3	2774	689	24.84	74	195	53	74	112
0281 Berkley 4	1684	563	33.43	76	76	43	91	87
0282 Berkley 5	1327	360	27.13	43	56	28	66	32
0283 Berkley 6	2144	528	24.63	88	87	60	76	54
0285 Birmingham 1	1809	656	36.26	102	81	80	141	81
0286 Birmingham 2	1754	607	34.61	91	69	101	111	56
0287 Birmingham 3	1666	509	30.55	74	68	87	86	53
0288 Birmingham 4	1873	722	38.55	114	96	64	148	61
0289 Birmingham 5	1773	677	38.18	89	90	85	148	65
0290 Birmingham 6	1994	636	31.90	91	87	65	104	64
0291 Birmingham 7	1973	481	24.38	65	89	51	72	53
0292 Birmingham 8	1648	419	25.42	59	76	76	57	39
0293 Birmingham 9	1389	342	24.62	41	54	36	60	38
0295 Bloomfield Hills 1	1947	746	38.32	135	82	104	148	67
0296 Bloomfield Hills 2	1499	551	36.76	79	79	55	109	53
0298 Clarkston 1	818	410	50.12	47	34	35	86	32
0299 Clawson 1	2102	612	29.12	104	95	64	105	56
0300 Clawson 2	969	208	21.47	35	28	19	33	16
0301 Clawson 3	2065	547	26.49	64	105	64	117	47
0302 Clawson 4	1057	333	31.50	50	46	40	55	24
0303 Clawson 5	914	236	25.82	25	32	22	62	18

542 PRECINCTS	REGISTERED	VOTED	BALLOTS CAST	JUDGE OF PROBATE COURT OAKLAND COUNTY				
				J. Martin Bahr	Daniel A. Hartt	Barbara A. Brauer	Kay Beth Mullen	John R. Vaara
0304 Clawson 6	2229	644	28.89	105	106	46	133	47
0306 Farmington 1	973	423	43.47	46	48	44	58	58
0307 Farmington 2	1399	513	36.67	53	61	48	111	57
0308 Farmington 3	1271	439	34.54	42	68	45	106	36
0309 Farmington 4	1232	381	30.93	59	57	36	68	46
0310 Farmington 5	1006	414	41.15	64	48	37	88	45
0311 Farmington 6	1367	437	31.97	56	82	49	83	36
0313 Farmington Hills 1	1981	660	33.32	87	143	78	103	62
0314 Farmington Hills 2	2253	744	33.02	88	121	77	128	86
0315 Farmington Hills 3	2324	898	38.64	121	160	76	131	88
0316 Farmington Hills 4	2286	851	37.23	131	160	83	100	99
0317 Farmington Hills 5	1875	402	21.44	42	83	44	81	38
0318 Farmington Hills 6	1270	159	12.52	18	19	18	23	26
0319 Farmington Hills 7	2051	756	36.86	103	98	80	149	67
0320 Farmington Hills 8	1839	570	31.00	63	83	58	96	60
0321 Farmington Hills 9	2465	861	34.93	136	139	81	150	64
0322 Farmington Hills 10	2567	827	32.22	93	169	69	143	76
0323 Farmington Hills 11	2344	580	24.74	73	94	87	87	55
0324 Farmington Hills 12	1826	635	34.78	69	123	63	103	66
0325 Farmington Hills 13	1770	658	37.18	94	113	57	115	65
0326 Farmington Hills 14	2077	847	40.78	127	135	87	136	66
0327 Farmington Hills 15	1142	412	36.08	39	57	36	100	36
0328 Farmington Hills 16	2549	883	34.64	111	136	86	164	87
0329 Farmington Hills 17	2673	298	11.15	37	62	38	47	22
0330 Farmington Hills 18	1375	453	32.95	61	67	66	66	37
0331 Farmington Hills 19	1939	630	32.49	87	90	92	112	58
0332 Farmington Hills 20	2482	656	26.43	72	154	76	110	52
0333 Farmington Hills 21	2469	607	24.58	73	145	55	99	49
0334 Farmington Hills 22	1900	495	26.05	69	51	50	107	23
0335 Farmington Hills 23	1691	642	37.97	96	57	45	130	83
0336 Farmington Hills 24	2709	869	32.08	151	97	92	156	86
0337 Farmington Hills 25	2582	690	26.72	83	111	81	147	59
0338 Farmington Hills 26	2419	508	21.00	72	99	70	73	50
0339 Farmington Hills 27	2459	380	15.45	45	65	54	61	19
0342 Fenton 2	2	0		0	0	0	0	0
0343 Ferndale 1	2084	357	17.13	50	67	40	37	33
0344 Ferndale 2	1989	621	31.22	94	110	60	73	90
0345 Ferndale 3	1782	369	20.71	49	61	48	44	41
0346 Ferndale 4	2270	510	22.47	55	110	42	62	50
0347 Ferndale 5	2121	444	20.93	54	91	43	62	37
0348 Ferndale 6	1220	220	18.03	37	38	26	24	12
0349 Ferndale 7	1850	329	17.78	37	85	35	49	18
0350 Ferndale 8	2364	410	17.34	37	65	43	73	40
0351 Ferndale 9	1277	176	13.78	24	25	15	33	13
0353 Hazel Park 1	1574	202	12.83	27	50	29	23	12
0354 Hazel Park 2	1228	202	16.45	27	27	23	27	10
0355 Hazel Park 3	1975	226	11.44	29	39	19	46	13
0356 Hazel Park 4	1409	211	14.98	22	40	31	41	9
0357 Hazel Park 5	1889	296	15.67	43	55	37	56	19
0358 Hazel Park 6	1164	206	17.70	37	37	16	41	14

542 PRECINCTS	REGISTERED VOTERS	BALLOTS CAST	TURNOUT PERCENTAGE	JUDGE OF PROBATE COURT OAKLAND COUNTY				
				J.R. Martin	Daniel A. Hartt	Barbara J. Mumby	Kay Hahn	JM Vaerie Idei
0359 Hazel Park 7	437	81	18.54	11	15	8	13	7
0360 Hazel Park 8	986	181	18.36	25	39	23	33	12
0361 Hazel Park 9	1532	204	13.32	19	29	28	48	18
0363 Huntington Woods 1	1135	490	43.17	51	120	17	52	73
0364 Huntington Woods 2	977	391	40.02	46	61	34	48	72
0365 Huntington Woods 3	1011	437	43.22	51	98	36	43	68
0366 Huntington Woods 4	956	434	45.40	36	105	29	31	91
0367 Huntington Woods 5	983	406	41.30	43	94	25	36	46
0369 Keego Harbor 1	1995	397	19.90	57	69	36	78	37
0370 Lake Angelus 1	278	168	60.43	33	18	15	27	16
0371 Lathrup Village 1	1741	569	32.68	76	157	66	77	41
0372 Lathrup Village 2	1788	589	32.94	45	166	69	69	61
0374 Madison Heights 1	1854	297	16.02	48	59	34	53	16
0375 Madison Heights 2	1525	287	18.82	48	49	26	43	18
0376 Madison Heights 3	1914	259	13.53	45	56	26	41	21
0377 Madison Heights 4	1687	269	15.95	44	57	35	43	18
0378 Madison Heights 5	1574	308	19.57	48	69	30	42	28
0379 Madison Heights 6	404	124	30.69	13	21	23	19	8
0380 Madison Heights 7	250	58	23.20	6	7	6	14	6
0381 Madison Heights 8	703	190	27.03	26	35	16	30	19
0382 Madison Heights 9	1498	370	24.70	73	65	33	61	22
0383 Madison Heights 10	710	288	40.56	46	67	23	48	27
0384 Madison Heights 11	1080	297	27.50	40	60	41	52	15
0385 Madison Heights 12	2077	538	25.90	95	75	58	95	37
0386 Madison Heights 13	1915	533	27.83	67	75	33	118	52
0387 Madison Heights 14	1136	299	26.32	39	53	29	44	28
0388 Madison Heights 15	2327	255	10.96	37	73	32	35	14
0390 Northville 2	2613	873	33.41	108	104	84	176	80
0392 Novi 1	1868	564	30.19	86	65	55	143	40
0393 Novi 2	2364	615	26.02	79	65	55	132	72
0394 Novi 3	176B	461	26.07	80	55	40	84	39
0395 Novi 4	1867	479	25.66	50	75	55	95	39
0396 Novi 5	1377	241	17.50	23	33	24	37	24
0397 Novi 6	1925	481	24.99	52	57	54	100	43
0398 Novi 7	1622	354	21.82	47	47	16	85	30
0399 Novi 8	1465	334	22.80	39	53	30	50	32
0400 Novi 9	2383	589	24.72	76	97	58	136	46
0401 Novi 10	802	466	58.10	42	75	42	85	71
0402 Novi 11	1652	275	16.65	30	41	29	62	21
0403 Novi 12	2561	214	8.36	30	50	16	45	16
0404 Novi 13	1025	171	16.68	21	27	12	24	15
0405 Novi 14	1282	333	25.98	40	39	36	69	21
0406 Novi 15	1780	490	27.53	58	46	50	97	34
0407 Novi 16	2339	566	24.20	68	47	41	118	39
0408 Novi 17	2064	494	23.93	68	52	40	90	29
0409 Novi 18	2092	646	30.88	89	69	52	125	70
0410 Novi 19	891	215	24.13	41	19	16	43	10
0411 Novi 20	1218	337	27.67	33	18	28	71	29
0412 Novi 21	1995	373	18.70	42	37	23	95	24
0420 Oak Park 1	859	252	29.34	43	46	22	16	18

542 PRECINCTS	REGISTERED VOTERS	BALLOTS CAST	VOTER TURNOUT PERCENTAGE	JUDGE OF PROBATE COURT OAKLAND COUNTY				
				J. Martin Carey	Daniel A. Hartwell	M. Barry Grant	Kay Hahn Allen	James V. Damico
0421 Oak Park 2	890	117	13.15	17	22	18	2	10
0422 Oak Park 3	1196	208	17.39	27	61	24	18	8
0423 Oak Park 4	1903	378	19.86	27	141	53	25	15
0424 Oak Park 5	935	219	23.42	32	45	24	35	16
0425 Oak Park 6	858	176	20.51	39	35	16	29	9
0426 Oak Park 7	1570	274	17.45	38	84	41	15	14
0427 Oak Park 8	1485	329	22.15	23	118	50	25	16
0428 Oak Park 9	1626	354	21.77	28	128	59	27	23
0429 Oak Park 10	1062	126	11.86	14	32	22	9	8
0430 Oak Park 11	936	234	25.00	25	61	23	32	26
0431 Oak Park 12	1248	268	21.47	33	87	37	18	15
0432 Oak Park 13	1006	164	16.30	18	51	24	9	14
0433 Oak Park 14	1209	192	15.88	11	50	24	20	13
0434 Oak Park 15	1220	286	23.44	51	59	18	37	27
0435 Oak Park 16	1147	176	15.34	21	65	29	8	16
0436 Oak Park 17	1060	232	21.89	33	41	30	21	27
0437 Oak Park 18	1225	130	10.61	15	36	18	12	7
0438 Oak Park 19	1078	313	29.04	50	72	32	26	36
0441 Orchard Lake 1	1850	593	32.05	92	80	48	141	54
0443 Pleasant Ridge 1	1148	389	33.89	55	51	27	56	60
0444 Pleasant Ridge 2	1093	406	37.15	79	56	30	45	54
0446 Pontiac 1	1943	249	12.82	21	84	28	14	19
0447 Pontiac 2	1799	244	13.56	20	85	33	27	16
0448 Pontiac 3	2086	149	7.14	10	58	20	16	9
0449 Pontiac 4	1234	205	16.61	23	71	26	11	12
0450 Pontiac 5	1065	168	15.77	26	28	17	35	16
0451 Pontiac 6	1501	328	21.85	32	89	29	52	29
0452 Pontiac 7	1855	158	8.52	17	47	13	20	11
0453 Pontiac 8	2002	240	11.99	24	56	34	40	17
0454 Pontiac 9	731	23	3.15	3	5	4	1	3
0455 Pontiac 10	1060	62	5.85	11	16	8	9	1
0456 Pontiac 11	2347	197	8.39	20	54	34	31	13
0457 Pontiac 12	1032	76	7.36	8	22	7	12	4
0458 Pontiac 13	1769	133	7.52	10	28	19	24	9
0459 Pontiac 14	2362	291	12.32	24	61	39	43	18
0460 Pontiac 15	1382	167	12.08	36	34	19	27	12
0461 Pontiac 16	816	109	13.36	13	25	11	13	15
0462 Pontiac 17	1940	258	13.30	28	58	34	36	19
0463 Pontiac 18	1806	143	7.92	19	31	13	20	10
0464 Pontiac 19	1833	162	8.84	24	41	16	28	12
0465 Pontiac 20	1516	229	15.11	26	95	20	25	7
0466 Pontiac 21	1677	149	8.88	19	44	18	22	5
0467 Pontiac 22	1734	88	5.07	14	25	7	8	9
0468 Pontiac 23	319	7	2.19	1	1	0	0	4
0469 Pontiac 24	1281	196	15.30	18	70	26	15	8
0470 Pontiac 25	2553	271	10.61	38	79	33	35	13
0471 Pontiac 26	996	83	8.33	5	35	6	9	3
0472 Pontiac 27	1527	133	8.71	6	41	26	7	9
0473 Pontiac 28	1847	206	11.15	14	53	28	23	19
0476 Rochester 1	1760	444	25.23	60	57	50	74	39

542 PRECINCTS	REGISTERED VOTERS	BALLOTS CAST	VOTER TURNOUT PERCENTAGE	JUDGE OF PROBATE COURT OAKLAND COUNTY				
				J. Martin Bahr	Daniel A. Hartnagle	Barbara A. Brown	Kay Hahn Beckley	James M. Vermeulen
0477 Rochester 2	2458	681	27.71	123	76	84	97	64
0478 Rochester 3	1341	342	25.50	42	55	34	66	33
0479 Rochester 4	1042	292	28.02	51	24	37	51	29
0480 Rochester 5	2693	847	31.45	125	124	92	134	90
0482 Rochester Hills 1	1894	594	31.36	112	57	80	100	59
0483 Rochester Hills 2	1105	193	17.47	28	30	25	25	25
0484 Rochester Hills 3	1914	546	28.53	86	69	82	79	31
0485 Rochester Hills 4	2159	690	31.96	120	80	86	123	54
0486 Rochester Hills 5	1912	520	27.20	98	59	71	88	37
0487 Rochester Hills 6	955	358	37.49	57	52	56	72	23
0488 Rochester Hills 7	1024	382	37.30	79	53	32	84	25
0489 Rochester Hills 8	978	389	39.78	67	36	36	83	45
0490 Rochester Hills 9	2141	850	39.70	224	68	97	127	74
0491 Rochester Hills 10	1393	455	32.66	88	48	47	72	37
0492 Rochester Hills 11	2573	546	21.22	80	91	66	98	48
0493 Rochester Hills 12	2097	742	35.38	127	100	61	123	76
0494 Rochester Hills 13	2518	739	29.35	124	117	81	127	53
0495 Rochester Hills 14	2814	735	26.12	139	96	77	131	67
0496 Rochester Hills 15	1630	250	15.34	38	33	45	46	17
0497 Rochester Hills 16	1179	268	22.73	42	31	37	50	16
0498 Rochester Hills 17	1463	677	46.27	159	74	75	107	58
0499 Rochester Hills 18	1387	565	40.74	117	61	83	83	61
0500 Rochester Hills 19	1314	593	45.13	129	58	67	83	65
0501 Rochester Hills 20	1075	378	35.16	55	54	48	63	33
0502 Rochester Hills 21	2752	906	32.92	188	89	126	143	78
0503 Rochester Hills 22	1309	462	35.29	104	59	46	73	53
0504 Rochester Hills 23	1256	405	32.25	66	45	59	71	47
0505 Rochester Hills 24	1556	586	37.66	83	64	60	108	66
0506 Rochester Hills 25	2076	692	33.33	138	56	69	138	62
0507 Rochester Hills 26	2468	850	34.44	196	75	75	164	75
0508 Rochester Hills 27	2680	685	25.56	121	92	75	107	67
0509 Rochester Hills 28	1968	337	17.12	41	71	46	50	29
0510 Rochester Hills 29	989	348	35.19	53	33	37	78	32
0515 Royal Oak 1	2153	551	25.59	80	113	37	83	57
0516 Royal Oak 2	2281	513	22.49	87	103	54	61	44
0517 Royal Oak 3	1583	358	22.62	73	54	30	46	35
0518 Royal Oak 4	1745	417	23.90	61	78	36	63	25
0519 Royal Oak 5	1803	408	22.63	51	55	37	63	45
0520 Royal Oak 6	2615	546	20.88	78	72	59	83	51
0521 Royal Oak 8	2351	726	30.88	134	95	70	112	88
0522 Royal Oak 9	2400	511	21.29	101	78	62	67	47
0523 Royal Oak 10	2484	628	25.28	104	108	51	86	58
0524 Royal Oak 11	1278	252	19.72	37	39	28	46	25
0525 Royal Oak 12	1838	426	23.18	83	53	46	61	43
0526 Royal Oak 13	2042	658	32.22	115	77	62	108	69
0527 Royal Oak 14	1571	600	38.19	133	65	60	123	44
0528 Royal Oak 15	1571	292	18.59	41	56	25	56	31
0529 Royal Oak 16	2672	774	28.97	136	103	72	140	91
0530 Royal Oak 17	1856	602	32.44	95	80	47	122	66
0531 Royal Oak 18	1918	471	24.56	82	77	43	67	49

542 PRECINCTS	REGISTERED VOTERS	BALLOTS CAST	VOTER TURNOUT PERCENTAGE	JUDGE OF PROBATE COURT OAKLAND COUNTY				
				JM. Martin Barnett	DM Maria Hartwell	BB Barbara Mumpower	KR Kathleen Vaughan	JM Jamie Vaughan
0532 Royal Oak 19	2592	727	28.05	157	107	94	108	52
0533 Royal Oak 20	2102	630	29.97	92	94	65	95	75
0534 Royal Oak 21	1971	461	23.39	80	62	48	76	51
0535 Royal Oak 22	2214	709	32.02	108	91	78	120	90
0536 Royal Oak 23	1719	425	24.72	64	67	38	72	54
0537 Royal Oak 24	1072	293	27.33	60	43	24	52	22
0538 Royal Oak 25	1708	428	25.06	71	75	37	62	68
0543 South Lyon 1	2629	814	30.96	87	109	97	176	71
0544 South Lyon 2	1902	396	20.82	50	84	27	85	23
0545 South Lyon 3	1822	474	26.02	67	90	32	89	24
0546 South Lyon 4	1364	282	20.67	34	26	26	74	11
0548 Southfield 1	1354	395	29.17	44	151	29	29	39
0549 Southfield 2	1150	297	25.83	18	88	31	47	30
0550 Southfield 3	1257	288	22.91	19	93	28	27	28
0551 Southfield 4	1213	269	22.18	32	64	25	31	37
0552 Southfield 5	1486	374	25.17	52	92	55	39	25
0553 Southfield 6	1338	259	19.36	32	78	29	28	19
0554 Southfield 7	1214	309	25.45	29	104	45	31	20
0555 Southfield 8	1504	398	26.46	35	108	62	42	38
0556 Southfield 9	1331	329	24.72	27	103	37	27	45
0557 Southfield 10	1401	237	16.92	29	58	34	30	24
0558 Southfield 11	1601	398	24.86	38	146	52	22	26
0559 Southfield 12	1815	333	18.35	27	102	49	21	35
0560 Southfield 13	1450	378	26.07	23	118	57	45	34
0561 Southfield 14	1093	329	30.10	40	117	38	21	19
0562 Southfield 15	1770	351	19.83	56	97	31	39	29
0563 Southfield 16	1250	291	23.28	17	86	46	36	28
0564 Southfield 17	1474	384	26.05	27	117	54	40	41
0565 Southfield 18	958	215	22.44	25	57	26	22	17
0566 Southfield 19	1205	284	23.57	31	74	36	21	34
0567 Southfield 20	1450	206	14.21	19	77	23	13	12
0568 Southfield 21	1317	219	16.63	11	71	33	16	17
0569 Southfield 22	1289	244	18.93	18	66	40	30	19
0570 Southfield 23	1444	379	26.25	28	141	58	21	26
0571 Southfield 24	1279	305	23.85	29	120	38	29	18
0572 Southfield 25	748	237	31.68	25	76	37	17	12
0573 Southfield 26	963	165	17.13	7	64	20	18	10
0574 Southfield 27	1326	220	16.59	25	89	27	13	19
0575 Southfield 28	1295	251	19.38	16	110	25	25	14
0576 Southfield 29	1237	390	31.53	32	115	39	36	36
0577 Southfield 30	1813	364	20.08	30	128	42	24	31
0578 Southfield 31	1238	111	8.97	8	41	18	7	2
0579 Southfield 32	1121	224	19.98	10	87	39	16	16
0580 Southfield 33	1335	409	30.64	38	112	50	37	39
0581 Southfield 34	1666	439	26.35	43	148	67	35	38
0582 Southfield 35	1812	451	24.89	49	112	65	52	36
0583 Southfield 36	1140	178	15.61	7	69	19	18	15
0584 Southfield 37	1221	314	25.72	19	95	38	40	30
0585 Southfield 38	1216	345	28.37	24	113	44	37	33
0586 Southfield 39	909	194	21.34	15	55	30	21	14

542 PRECINCTS	REGISTERED VOTERS	BALLOTS CAST	TURNOUT PERCENTAGE	JUDGE OF PROBATE COURT OAKLAND COUNTY				
				JM. Barnett	DMH Aaaa nrta gha awea ty	BBM a.u rbar pahy a	Kay Rath lee n	JM Vaae mrri deei
0587 Southfield 40	1137	178	15.66	24	63	23	9	12
0588 Southfield 41	1383	281	20.32	32	76	35	43	29
0589 Southfield 42	1354	179	13.22	6	61	26	19	10
0590 Southfield 43	1234	194	15.72	21	48	32	24	12
0594 Sylvan Lake 1	1376	494	35.90	60	71	55	103	53
0596 Troy 1	1227	327	26.65	71	42	19	54	24
0597 Troy 2	2161	744	34.43	135	94	76	130	86
0598 Troy 3	1810	619	34.20	90	67	55	106	56
0599 Troy 4	2706	838	30.97	132	88	123	148	72
0600 Troy 5	1399	597	42.67	106	70	52	114	62
0601 Troy 6	535	198	37.01	35	20	23	32	24
0602 Troy 7	1715	568	33.12	103	90	61	97	48
0603 Troy 8	1893	627	33.12	95	99	79	104	76
0604 Troy 9	2168	782	36.07	121	99	106	152	79
0605 Troy 10	1860	611	32.85	108	89	54	91	63
0606 Troy 11	1850	632	34.16	137	70	63	116	69
0607 Troy 12	1363	457	33.53	86	51	45	95	42
0608 Troy 13	2710	872	32.18	150	134	101	139	72
0609 Troy 14	1849	570	30.83	82	87	63	115	32
0610 Troy 15	1792	597	33.31	102	80	47	114	61
0611 Troy 16	1481	505	34.10	101	58	68	87	44
0612 Troy 17	2249	685	30.46	114	92	65	112	92
0613 Troy 18	1545	613	39.68	112	77	57	119	54
0614 Troy 19	1490	627	42.08	102	80	56	126	58
0615 Troy 20	2151	721	33.52	105	113	54	155	71
0616 Troy 21	1426	325	22.79	71	57	32	30	36
0617 Troy 22	2438	662	27.15	91	105	61	122	59
0618 Troy 23	2349	585	24.90	73	71	76	132	58
0619 Troy 24	2395	584	24.38	90	85	68	123	63
0620 Troy 25	2419	535	22.12	76	87	64	102	53
0621 Troy 26	2250	391	17.38	66	53	42	69	37
0622 Troy 27	1862	355	19.07	53	63	43	61	40
0623 Troy 28	1545	313	20.26	44	32	34	57	40
0624 Troy 29	2349	838	35.67	179	94	101	143	76
0625 Troy 30	637	183	28.73	31	29	21	35	18
0626 Troy 31	743	267	35.94	46	21	26	62	20
0632 Walled Lake 1	2309	479	20.74	46	73	48	117	41
0633 Walled Lake 2	2655	600	22.60	65	77	58	145	61
0634 Wixom 1	2424	608	25.08	68	68	62	133	44
0635 Wixom 2	1898	503	26.50	57	49	40	130	18
0636 Wixom 3	2480	241	9.72	37	40	20	42	19
0637 Wixom 4	2020	489	24.21	62	61	50	103	43
GRAND TOTALS	892785	242436	27.16	34547	38124	25435	42475	21081

					GOVERNOR							
					1 position							
Precinct		# of Registered Voters	Poll Book Totals	% Voters (Per Precinct)	Mike Bouchard Republican	Mike Cox Republican	Tom George Republican	Pete Hoekstra Republican	Rick Snyder Republican	Virg Bernero Democrat	Andy Dillon Democrat	TOTALS
BENONA	1	1217	373	30.6%	14	58	2	150	92	28	22	366
CLAYBANKS	1	682	147	21.6%	10	25	0	49	41	9	13	147
COLFAX	1	321	53	16.5%	6	11	0	13	15	3	5	53
CRYSTAL	1	452	79	17.5%	4	11	1	25	17	11	5	74
ELBRIDGE	1	614	169	27.5%	6	17	2	87	37	12	6	167
FERRY	1	996	213	21.4%	7	51	0	54	69	21	6	208
GOLDEN	1	1607	449	27.9%	13	58	6	199	108	38	24	446
GRANT	1	2271	450	19.8%	6	78	3	163	126	44	26	446
GREENWOOD	1	834	153	18.3%	2	33	1	46	43	11	11	147
HART	1	1496	411	27.5%	15	48	0	196	99	27	17	402
LEAVITT	1	599	85	14.2%	1	18	0	26	23	4	10	82
NEWFIELD	1	1895	450	23.7%	15	87	2	79	115	68	51	417
OTTO	1	602	108	17.9%	6	27	0	22	33	14	4	106
PENTWATER	1	1532	540	35.2%	14	37	0	254	128	66	31	530
SHELBY #1	1	1850	410	22.2%	5	65	7	158	113	35	20	403
SHELBY #2	1	761	217	28.5%	4	31	5	112	48	11	2	213
WEARE	1	907	229	25.2%	7	22	2	101	63	21	10	226
CITY OF HART	1	1278	284	22.2%	13	34	5	127	54	29	15	277
TOTALS	**18**	19914	4820	24.2%	148	711	36	1861	1224	452	278	4710
	of 18											

					REPRESENTATIVE IN CONGRESS								
					2nd District								
					1 position								
Precinct		# of Registered Voters	Poll Book Totals	% Voters (Per Precinct)	Bill Cooper Republican	Bill Huizenga Republican	Wayne D. Kuipers Republican	Chris Larson Republican	Field Reichardt Republican	Jay Riemersma Republican	Ted Schendel Republican	Fred Johnson Democrat	Nicolette McClure Democrat
BENONA	1	1217	373	30.6%	52	84	58	8	5	73	6	29	19
CLAYBANKS	1	682	147	21.6%	35	34	21	2	7	19	2	16	5
COLFAX	1	321	53	16.5%	13	8	7	3	1	12	0	1	5
CRYSTAL	1	452	79	17.5%	9	12	14	3	2	8	2	7	8
ELBRIDGE	1	614	169	27.5%	21	43	32	4	2	29	1	11	7
FERRY	1	996	213	21.4%	37	30	22	8	12	44	9	12	12
GOLDEN	1	1607	449	27.9%	71	94	67	7	11	107	6	27	34
GRANT	1	2271	450	19.8%	116	84	63	13	8	57	8	39	29
GREENWOOD	1	834	153	18.3%	33	21	21	4	1	29	6	10	12
HART	1	1496	411	27.5%	68	108	52	10	5	88	4	18	24
LEAVITT	1	599	85	14.2%	13	12	9	3	3	16	3	4	10
NEWFIELD	1	1895	450	23.7%	58	39	59	11	9	98	2	58	49
OTTO	1	602	108	17.9%	26	17	19	4	2	17	1	9	8
PENTWATER	1	1532	540	35.2%	86	132	48	14	12	92	10	44	44
SHELBY #1	1	1850	410	22.2%	79	87	45	11	17	79	5	23	28
SHELBY #2	1	761	217	28.5%	40	70	35	1	9	36	1	4	6
WEARE	1	907	229	25.2%	36	47	38	7	2	37	4	13	14
CITY OF HART	1	1278	284	22.2%	47	66	31	6	2	71	0	26	16
TOTALS	18	19914	4820	24.2%	840	988	641	119	110	912	70	351	330
	of 18												

Precinct		# of Registered Voters	Poll Book Totals	% Voters (Per Precinct)	TOTALS
BENONA	1	1217	373	30.6%	334
CLAYBANKS	1	682	147	21.6%	141
COLFAX	1	321	53	16.5%	50
CRYSTAL	1	452	79	17.5%	65
ELBRIDGE	1	614	169	27.5%	150
FERRY	1	996	213	21.4%	186
GOLDEN	1	1607	449	27.9%	424
GRANT	1	2271	450	19.8%	417
GREENWOOD	1	834	153	18.3%	137
HART	1	1496	411	27.5%	377
LEAVITT	1	599	85	14.2%	73
NEWFIELD	1	1895	450	23.7%	383
OTTO	1	602	108	17.9%	103
PENTWATER	1	1532	540	35.2%	482
SHELBY #1	1	1850	410	22.2%	374
SHELBY #2	1	761	217	28.5%	202
WEARE	1	907	229	25.2%	198
CITY OF HART	1	1278	284	22.2%	265
TOTALS	**18**	19914	4820	24.2%	**4361**
	of 18				

					STATE SENATOR			STATE REPRESENTATIVE					
					34th District			100th District					
					1 position			1 position					
Precinct		# of Registered Voters	Poll Book Totals	% Voters (Per Precinct)	Goeff Hansen Republican	Mary Valentine Democrat	TOTALS	Jon Bumstead Republican	Jane Drake Republican	Mark Libants Republican	Scott Tillman Republican	Bill Richards Democrat	TOTALS
BENONA	1	1217	373	30.6%	267	47	314	101	54	80	59	43	337
CLAYBANKS	1	682	147	21.6%	104	21	125	42	19	32	25	21	139
COLFAX	1	321	53	16.5%	41	6	47	8	12	14	8	6	48
CRYSTAL	1	452	79	17.5%	59	15	74	13	10	20	8	15	66
ELBRIDGE	1	614	169	27.5%	129	15	144	35	29	65	11	17	157
FERRY	1	996	213	21.4%	141	23	164	70	25	51	28	22	196
GOLDEN	1	1607	449	27.9%	352	58	410	114	89	113	48	57	421
GRANT	1	2271	450	19.8%	318	66	384	93	85	112	62	67	419
GREENWOOD	1	834	153	18.3%	101	22	123	25	44	21	30	21	141
HART	1	1496	411	27.5%	316	40	356	104	79	120	42	38	383
LEAVITT	1	599	85	14.2%	54	11	65	13	15	25	10	11	74
NEWFIELD	1	1895	450	23.7%	229	99	328	82	99	70	37	100	388
OTTO	1	602	108	17.9%	76	17	93	18	19	18	21	15	91
PENTWATER	1	1532	540	35.2%	389	82	471	73	156	116	50	78	473
SHELBY #1	1	1850	410	22.2%	314	52	366	92	110	98	36	51	387
SHELBY #2	1	761	217	28.5%	180	11	191	40	60	57	36	13	206
WEARE	1	907	229	25.2%	172	29	201	68	38	53	21	27	207
CITY OF HART	1	1278	284	22.2%	216	40	256	40	81	83	23	42	269
TOTALS	18	19914	4820	24.2%	3458	654	4112	1031	1024	1148	555	644	4402
	of 18												

					ROAD COMMISSIONER				
					2 positions				
Precinct		# of Registered Voters	Poll Book Totals	% Voters (Per Precinct)	Russ Eilers Republican	John Hendrixon Republican	Basil Bird Democrat	Jay Conklin Democrat	TOTALS
BENONA	1	1217	373	30.6%	205	190	32	37	464
CLAYBANKS	1	682	147	21.6%	82	59	11	15	167
COLFAX	1	321	53	16.5%	25	28	0	7	60
CRYSTAL	1	452	79	17.5%	30	35	9	10	84
ELBRIDGE	1	614	169	27.5%	90	80	9	16	195
FERRY	1	996	213	21.4%	104	83	12	14	213
GOLDEN	1	1607	449	27.9%	260	223	40	51	574
GRANT	1	2271	450	19.8%	258	187	41	40	526
GREENWOOD	1	834	153	18.3%	77	64	11	17	169
HART	1	1496	411	27.5%	239	204	24	35	502
LEAVITT	1	599	85	14.2%	41	30	3	15	89
NEWFIELD	1	1895	450	23.7%	176	149	53	82	460
OTTO	1	602	108	17.9%	61	42	11	9	123
PENTWATER	1	1532	540	35.2%	280	266	57	67	670
SHELBY #1	1	1850	410	22.2%	221	209	29	47	506
SHELBY #2	1	761	217	28.5%	126	131	8	8	273
WEARE	1	907	229	25.2%	117	93	14	22	246
CITY OF HART	1	1278	284	22.2%	161	146	32	34	373
TOTALS	**18**	19914	4820	24.2%	2553	2219	396	526	**5694**
	of 18								

Precinct		# of Registered Voters	Poll Book Totals	% Voters (Per Precinct)	COUNTY COMMISSIONER District 1 — 1 position — Gerald Lee Malburg Republican	David Spitler Democrat	TOTALS	COUNTY COMMISSIONER District 2 — 1 position — Evelyn L. Kolbe Democrat	TOTALS	COUNTY COMMISSIONER District 3 — 1 position — Denny Powers Republican	TOTALS
BENONA	1	1217	373	30.6%							
CLAYBANKS	1	682	147	21.6%							
COLFAX	1	321	53	16.5%							
CRYSTAL	1	452	79	17.5%	55	16	71				
ELBRIDGE	1	614	169	27.5%							
FERRY	1	996	213	21.4%							
GOLDEN	1	1607	449	27.9%							
GRANT	1	2271	450	19.8%							
GREENWOOD	1	834	153	18.3%				22	22		
HART	1	1496	411	27.5%						297	297
LEAVITT	1	599	85	14.2%							
NEWFIELD	1	1895	450	23.7%				116	116		
OTTO	1	602	108	17.9%							
PENTWATER	1	1532	540	35.2%	338	85	423				
SHELBY #1	1	1850	410	22.2%							
SHELBY #2	1	761	217	28.5%							
WEARE	1	907	229	25.2%	152	32	184				
CITY OF HART	1	1278	284	22.2%						203	203
TOTALS	**18**	19914	4820	24.2%	545	133	**678**	138	**138**	500	**500**
	of 18										

					COUNTY COMMISSIONER			COUNTY COMMISSIONER	
					District 4			District 5	
					1 position			1 position	
Precinct		# of Registered Voters	Poll Book Totals	% Voters (Per Precinct)	Rod Studer Republican	Larry Van Sickle Republican	TOTALS	Lawrence Byl Republican	TOTALS
BENONA	1	1217	373	30.6%				255	255
CLAYBANKS	1	682	147	21.6%				92	92
COLFAX	1	321	53	16.5%	20	21	41		
CRYSTAL	1	452	79	17.5%					
ELBRIDGE	1	614	169	27.5%	42	105	147		
FERRY	1	996	213	21.4%	103	68	171		
GOLDEN	1	1607	449	27.9%				326	326
GRANT	1	2271	450	19.8%					
GREENWOOD	1	834	153	18.3%					
HART	1	1496	411	27.5%					
LEAVITT	1	599	85	14.2%	18	36	54		
NEWFIELD	1	1895	450	23.7%					
OTTO	1	602	108	17.9%					
PENTWATER	1	1532	540	35.2%					
SHELBY #1	1	1850	410	22.2%					
SHELBY #2	1	761	217	28.5%					
WEARE	1	907	229	25.2%					
CITY OF HART	1	1278	284	22.2%					
TOTALS	**18**	19914	4820	24.2%	183	230	**413**	673	**673**
	of 18								

					COUNTY COMMISSIONER			COUNTY COMMISSIONER		
					District 6			District 7		
					1 position			1 position		
Precinct		# of Registered Voters	Poll Book Totals	% Voters (Per Precinct)	James E. Brown Republican	Pat Studer Republican	TOTALS	Charles Simon Republican	Robert H. Walker Republican	TOTALS
BENONA	1	1217	373	30.6%						
CLAYBANKS	1	682	147	21.6%				7	4	11
COLFAX	1	321	53	16.5%						
CRYSTAL	1	452	79	17.5%						
ELBRIDGE	1	614	169	27.5%						
FERRY	1	996	213	21.4%						
GOLDEN	1	1607	449	27.9%						
GRANT	1	2271	450	19.8%				170	179	349
GREENWOOD	1	834	153	18.3%						
HART	1	1496	411	27.5%						
LEAVITT	1	599	85	14.2%						
NEWFIELD	1	1895	450	23.7%						
OTTO	1	602	108	17.9%				31	40	71
PENTWATER	1	1532	540	35.2%						
SHELBY #1	1	1850	410	22.2%	236	81	317			
SHELBY #2	1	761	217	28.5%	114	58	172			
WEARE	1	907	229	25.2%						
CITY OF HART	1	1278	284	22.2%						
TOTALS	**18**	19914	4820	24.2%	350	139	**489**	208	223	**431**
	of 18									

Precinct		# of Registered Voters	Poll Book Totals	% Voters (Per Precinct)	COLFAX TOWNSHIP TRUSTEE Partial Term Ending 11/20/2012 1 position Barbara Gremchuk Republican	TOTALS	GRANT TOWNSHIP SUPERVISOR Partial Term Ending 11/20/2012 1 position Roger W. Schmidt Republican	TOTALS	PENTWATER TOWNSHIP TRUSTEE Partial Term Ending 11/20/2012 1 position Patrick Ruggles Democrat	TOTALS
BENONA	1	1217	373	30.6%						
CLAYBANKS	1	682	147	21.6%						
COLFAX	1	321	53	16.5%	36	36				
CRYSTAL	1	452	79	17.5%						
ELBRIDGE	1	614	169	27.5%						
FERRY	1	996	213	21.4%						
GOLDEN	1	1607	449	27.9%						
GRANT	1	2271	450	19.8%			322	322		
GREENWOOD	1	834	153	18.3%						
HART	1	1496	411	27.5%						
LEAVITT	1	599	85	14.2%						
NEWFIELD	1	1895	450	23.7%						
OTTO	1	602	108	17.9%						
PENTWATER	1	1532	540	35.2%					79	79
SHELBY #1	1	1850	410	22.2%						
SHELBY #2	1	761	217	28.5%						
WEARE	1	907	229	25.2%						
CITY OF HART	1	1278	284	22.2%						
TOTALS	**18**	19914	4820	24.2%	36	**36**	322	**322**	79	**79**
	of 18									

Precinct		# of Registered Voters	Poll Book Totals	% Voters (Per Precinct)	GOLDEN TOWNSHIP Fire Millage Request YES	GOLDEN TOWNSHIP Fire Millage Request NO	GOLDEN TOWNSHIP Fire Millage Request TOTALS	GREENWOOD TOWNSHIP Fire Millage Proposal YES	GREENWOOD TOWNSHIP Fire Millage Proposal NO	GREENWOOD TOWNSHIP Fire Millage Proposal TOTALS	NEWFIELD TOWNSHIP PROPOSAL Fire Protection Millage YES	NEWFIELD TOWNSHIP PROPOSAL Fire Protection Millage NO	NEWFIELD TOWNSHIP PROPOSAL Fire Protection Millage TOTALS
BENONA	1	1217	373	30.6%									
CLAYBANKS	1	682	147	21.6%									
COLFAX	1	321	53	16.5%									
CRYSTAL	1	452	79	17.5%									
ELBRIDGE	1	614	169	27.5%									
FERRY	1	996	213	21.4%									
GOLDEN	1	1607	449	27.9%	263	155	418						
GRANT	1	2271	450	19.8%									
GREENWOOD	1	834	153	18.3%				111	40	151			
HART	1	1496	411	27.5%									
LEAVITT	1	599	85	14.2%									
NEWFIELD	1	1895	450	23.7%							322	106	428
OTTO	1	602	108	17.9%									
PENTWATER	1	1532	540	35.2%									
SHELBY #1	1	1850	410	22.2%									
SHELBY #2	1	761	217	28.5%									
WEARE	1	907	229	25.2%									
CITY OF HART	1	1278	284	22.2%									
TOTALS	**18**	19914	4820	24.2%	263	155	418	111	40	**151**	322	106	**428**
	of 18												

Precinct		# of Registered Voters	Poll Book Totals	% Voters (Per Precinct)	WEARE TOWNSHIP Fire Millage YES	WEARE TOWNSHIP Fire Millage NO	WEARE TOWNSHIP Fire Millage TOTALS	HESPERIA COMMUNITY LIBRARY Millage Proposal YES	HESPERIA COMMUNITY LIBRARY Millage Proposal NO	HESPERIA COMMUNITY LIBRARY Millage Proposal TOTALS
BENONA	1	1217	373	30.6%						
CLAYBANKS	1	682	147	21.6%						
COLFAX	1	321	53	16.5%						
CRYSTAL	1	452	79	17.5%						
ELBRIDGE	1	614	169	27.5%						
FERRY	1	996	213	21.4%						
GOLDEN	1	1607	449	27.9%						
GRANT	1	2271	450	19.8%						
GREENWOOD	1	834	153	18.3%				98	53	**151**
HART	1	1496	411	27.5%						
LEAVITT	1	599	85	14.2%						
NEWFIELD	1	1895	450	23.7%				279	150	**429**
OTTO	1	602	108	17.9%						
PENTWATER	1	1532	540	35.2%						
SHELBY #1	1	1850	410	22.2%						
SHELBY #2	1	761	217	28.5%						
WEARE	1	907	229	25.2%	115	91	206			
CITY OF HART	1	1278	284	22.2%						
TOTALS	**18**	19914	4820	24.2%	115	91	**206**	377	203	**580**
	of 18									

BUREAU OF ELECTIONS
2010 AUG 13 A 11: 05
DEPT OF STATE

CANVASS OF VOTES CAST

— AT THE —

PRIMARY ELECTION

— HELD ON —

TUESDAY, AUGUST 3, 2010

AND CANVASSED BY THE BOARD OF COUNTY CANVASSERS

OF

OGEMAW COUNTY, MICHIGAN

PREPARED BY:

MICHIGAN ELECTION RESOURCES
1616 Construction Drive

STATEMENT OF VOTES, PRIMARY ELECTION, TUESDAY, AUGUST 3, 2010

OGEMAW 65

NAMES OF TOWNSHIPS AND ELECTION DISTRICTS		POLL BOOK TOTALS	GOVERNOR													
			REPUBLICAN PARTY									DEMOCRATIC PARTY				
			Mike Bouchard	Mike Cox	Tom George	Pete Hoekstra	Rick Snyder				TOTALS	Virg Bernero	Andy Dillon			TOTALS
CHURCHILL TOWNSHIP	0200001	268	14	42	0	29	77				162	53	39			92
CUMMING TOWNSHIP	0400001	130	9	11	3	5	32				60	35	19			54
EDWARDS TOWNSHIP																
1	0600001	255	14	31	0	29	52				126	51	59			110
2	0600002	78	3	9	0	12	21				45	12	13			25
FOSTER TOWNSHIP	0800001	175	10	35	1	18	51				115	43	13			56
GOODAR TOWNSHIP	1000001	98	9	22	0	4	25				60	24	10			34
HILL TOWNSHIP	1200001	333	24	60	2	24	81				191	68	52			120
HORTON TOWNSHIP	1400001	166	1	32	0	20	61				114	22	26			48
KLACKING TOWNSHIP	1600001	128	10	21	3	14	36				84	26	13			39
LOGAN TOWNSHIP	1800001	94	4	20	0	10	28				62	17	8			25
MILLS TOWNSHIP																
1	2000001	297	16	57	2	34	60				169	60	49			109
2	2000002	273	17	32	0	14	41				104	66	70			136
OGEMAW TOWNSHIP	2200001	343	26	45	1	35	82				189	41	77			118
RICHLAND TOWNSHIP	2400001	185	3	28	0	13	40				84	42	36			78
ROSE TOWNSHIP	2600001	261	19	50	10	33	64				176	50	23			73
WEST BRANCH TWP																
1A	2800001A	536	33	100	2	68	115				318	94	85			179
1B	2800001B															
CITY OF ROSE CITY																
W1-P1	5201001	21	2	4	0	1	6				13	4	3			7
W2-P1	5202001	10	0	3	0	1	3				7	3	0			3
W3-P1	5203001	33	6	2	1	6	10				25	5	3			8
CITY OF WEST BRANCH																
W1-P1	5401001	79	5	15	1	12	17				50	8	12			20
W2-P1	5402001	131	10	18	2	15	29				74	24	19			43
W3-P1	5403001	165	11	23	1	12	35				82	24	39			63
TOTALS		4059	246	660	29	409	966				2310 2310	772	668			1440 1440

STATEMENT OF VOTES, PRIMARY ELECTION, TUESDAY, AUGUST 3, 2010

OGEMAW 65

NAMES OF TOWNSHIPS AND ELECTION DISTRICTS		POLL BOOK TOTALS	REPRESENTATIVE IN CONGRESS - 1st DISTRICT											
			REPUBLICAN PARTY							DEMOCRATIC PARTY				
			Jason Allen	Dan Benishek	Patrick Donlon	Linda Goldthorpe	Don Hooper	Tom Stillings	TOTALS	Gary McDowell			TOTALS
CHURCHILL TOWNSHIP	020000	268	48	52	4	12	5	14	135	80			80
CUMMING TOWNSHIP	0400001	130	16	16	4	8	1	6	51	44			44
EDWARDS TOWNSHIP													
1	0600001	255	31	29	3	4	10	16	93	87			87
2	0600002	78	13	20	0	3	1	2	39	22			22
FOSTER TOWNSHIP	0800001	175	35	33	0	19	8	3	98	48			48
GOODAR TOWNSHIP	1000001	98	16	15	4	6	5	6	52	27			27
HILL TOWNSHIP	1200001	333	47	40	15	30	9	20	161	107			107
HORTON TOWNSHIP	1400001	166	40	43	3	10	4	4	104	43			43
KLACKING TOWNSHIP	1600001	128	31	20	7	6	3	5	72	31			31
LOGAN TOWNSHIP	1800001	94	21	19	3	4	3	4	54	20			20
MILLS TOWNSHIP													
1	2000001	297	37	56	6	21	7	17	144	97			97
2	2000002	273	33	22	4	12	5	12	88	119			119
OGEMAW TOWNSHIP	2200001	343	58	44	3	15	9	10	139	107			107
RICHLAND TOWNSHIP	2400001	185	27	18	11	11	3	2	72	55			55
ROSE TOWNSHIP	2600001	261	49	38	8	15	6	12	148	61			61
WEST BRANCH TWP													
1A	2800001A	536	104	85	10	39	15	19	272	135			135
1B	2800001B												
CITY OF ROSE CITY													
W1-P1	5201001	21	7	0	1	2	1	0	11	7			7
W2-P1	5202001	10	3	3	0	0	0	0	6	3			3
W3-P1	5203001	33	6	10	2	1	0	0	19	7			7
CITY OF WEST BRANCH													
W1-P1	5401001	79	16	15	1	8	0	2	42	16			16
W2-P1	5402001	131	18	21	3	12	7	4	65	32			32
W3-P1	5403001	165	23	25	3	15	0	9	75	58			58
TOTALS		4059	679	644	95	253	102	167	1940 1940	1206			1206

STATEMENT OF VOTES, PRIMARY ELECTION, TUESDAY, AUGUST 3, 2010

NAMES OF TOWNSHIPS AND ELECTION DISTRICTS		POLL BOOK TOTALS	STATE SENATOR - 36th DISTRICT									
			REPUBLICAN PARTY					DEMOCRATIC PARTY				
OGEMAW 65			John Moolenaar				TOTALS	Andy Neumann				TOTALS
CHURCHILL TOWNSHIP	0200001	268	130				130	78				78
CUMMING TOWNSHIP	0400001	130	50				50	46				46
EDWARDS TOWNSHIP												
1	0600001	255	89				89	87				87
2	0600002	78	35				35	22				22
FOSTER TOWNSHIP	0800001	175	84				84	49				49
GOODAR TOWNSHIP	1000001	98	45				45	29				29
HILL TOWNSHIP	1200001	333	151				151	103				103
HORTON TOWNSHIP	1400001	166	89				89	46				46
KLACKING TOWNSHIP	1600001	128	58				58	32				32
LOGAN TOWNSHIP	1800001	94	44				44	21				21
MILLS TOWNSHIP												
1	2000001	297	128				128	98				98
2	2000002	273	78				78	117				117
OGEMAW TOWNSHIP	2200001	343	124				124	109				109
RICHLAND TOWNSHIP	2400001	185	55				55	55				55
ROSE TOWNSHIP	2600001	261	136				136	61				61
WEST BRANCH TWP												
1A	2800001A	536	247				247	141				141
1B	2800001B											
CITY OF ROSE CITY												
W1-P1	5201001	21	11				11	7				7
W2-P1	5202001	10	5				5	3				3
W3-P1	5203001	33	18				18	7				7
CITY OF WEST BRANCH												
W1-P1	5401001	79	37				37	18				18
W2-P1	5402001	131	58				58	33				33
W3-P1	5403001	165	60				60	56				56
TOTALS		4059	1732				1732	1218				1218

OGEMAW 65

NAMES OF TOWNSHIPS AND ELECTION DISTRICTS		POLL BOOK TOTALS	REPRESENTATIVE IN STATE LEGISLATURE - 103rd DISTRICT												
			REPUBLICAN PARTY								DEMOCRATIC PARTY				
			Phil Bendily	Larry Boyce	Tony Gojcaj	Bruce R. Rendon	Dave Ryan	Susan Vick	Charles Webb	TOTALS	Frank T. Izworski	Van Sheltrown	Randy Surline	TOTALS
CHURCHILL TOWNSHIP	0200001	268	4	43	13	22	31	32	5	150	6	51	42	99
CUMMING TOWNSHIP	0400001	130	3	26	5	4	10	7	2	57	11	33	17	61
EDWARDS TOWNSHIP														
1	0600001	255	1	48	18	17	19	12	2	117	9	73	37	119
2	0600002	78	1	12	11	2	11	7	2	46	1	14	11	26
FOSTER TOWNSHIP	0800001	175	2	29	22	8	14	25	5	105	11	25	20	56
GOODAR TOWNSHIP	1000001	98	3	6	8	3	8	20	7	55	2	25	7	34
HILL TOWNSHIP	1200001	333	1	57	20	10	18	33	31	170	13	70	37	120
HORTON TOWNSHIP	1400001	166	2	27	15	19	22	20	2	107	7	26	17	50
KLACKING TOWNSHIP	1600001	128	4	26	10	12	8	17	3	80	2	25	12	39
LOGAN TOWNSHIP	1800001	94	0	13	3	17	15	7	3	58	6	13	9	28
MILLS TOWNSHIP														
1	2000001	297	3	53	16	15	33	15	6	101	20	66	22	108
2	2000002	273	3	22	5	5	44	13	5	97	28	88	26	142
OGEMAW TOWNSHIP	2200001	343	2	56	37	16	24	35	3	173	23	72	41	136
RICHLAND TOWNSHIP	2400001	185	2	9	6	7	44	12	0	80	7	48	34	89
ROSE TOWNSHIP	2600001	261	1	38	20	15	47	32	8	161	10	34	30	74
WEST BRANCH TWP														
1A	2800001A	536	4	123	55	52	40	30	4	308	20	95	83	198
1B	2800001B													
CITY OF ROSE CITY														
W1-P1	5201001	21	1	2	1	1	3	3	1	12	1	5	2	8
W2-P1	5202001	10	0	2	2	0	1	1	1	7	0	3	0	3
W3-P1	5203001	33	1	8	1	2	5	5	1	23	2	3	3	8
CITY OF WEST BRANCH														
W1-P1	5401001	79	1	14	6	7	8	12	2	50	2	15	6	23
W2-P1	5402001	131	1	21	5	14	12	15	3	71	4	23	19	46
W3-P1	5403001	165	1	15	20	11	18	13	0	78	10	42	21	73
TOTALS		4057	41	650	299	259	455	366	96	2166	195	849	496	1540

STATEMENT OF VOTES, PRIMARY ELECTION, TUESDAY, AUGUST 3, 2010

OGEMAW 65

NAMES OF TOWNSHIPS AND ELECTION DISTRICTS		POLL BOOK TOTALS	ROAD COMMISSIONER								
			REPUBLICAN PARTY				DEMOCRATIC PARTY				
			Brian Bellville	Art Buck	Dan Winter	TOTALS	Dale Bronson	Richard Dack	Mark DeMatio	TOTALS
CHURCHILL TOWNSHIP	0200001	268	19	51	82	152	21	20	48	89
CUMMING TOWNSHIP	0400001	130	6	22	21	49	20	12	30	62
EDWARDS TOWNSHIP										
1	0600001	255	2	30	94	126	6	11	103	120
2	0600002	78	1	11	33	45	2	7	17	26
FOSTER TOWNSHIP	0800001	175	7	47	49	103	15	16	22	53
GOODAR TOWNSHIP	1000001	98	6	24	27	57	21	0	9	30
HILL TOWNSHIP	1200001	333	40	61	62	163	46	12	52	110
HORTON TOWNSHIP	1400001	166	13	35	50	98	8	17	26	51
KLACKING TOWNSHIP	1600001	128	8	31	43	82	11	7	17	35
LOGAN TOWNSHIP	1800001	94	9	21	16	46	15	1	9	25
MILLS TOWNSHIP										
1	2000001	297	23	60	55	138	71	20	20	111
2	2000002	273	22	29	32	83	124	7	22	153
OGEMAW TOWNSHIP	2200001	343	13	38	114	165	16	30	59	125
RICHLAND TOWNSHIP	2400001	185	27	20	21	68	82	8	8	98
ROSE TOWNSHIP	2600001	261	15	82	61	158	23	10	39	72
WEST BRANCH TWP										
1A	2800001A	536	29	100	162	291	30	66	87	183
1B	2800001B									
CITY OF ROSE CITY										
W1-P1	5201001	21	2	5	4	11	2	3	3	8
W2-P1	5202001	10	2	4	1	7	0	1	2	3
W3-P1	5203001	33	1	11	9	21	2	1	5	8
CITY OF WEST BRANCH										
W1-P1	5401001	79	6	14	31	51	1	10	14	25
W2-P1	5402001	131	7	16	44	67	3	13	30	46
W3-P1	5403001	165	8	28	39	75	13	21	36	70
TOTALS		4057	266	740	1050	2056	532	313	658	1503

NAMES OF TOWNSHIPS AND ELECTION DISTRICTS		POLL BOOK TOTALS	COUNTY COMMISSIONER – 1st DISTRICT									
			REPUBLICAN PARTY					DEMOCRATIC PARTY				
							TOTALS	Greg Illig				TOTALS
OGEMAW 65												
EDWARDS TOWNSHIP 1	0600001	255						93				93
FOSTER TOWNSHIP	0800001	175						49				49
OGEMAW TOWNSHIP	2200001	343						101				101
TOTALS		773						243				243

NAMES OF TOWNSHIPS AND ELECTION DISTRICTS		POLL BOOK TOTALS	COUNTY COMMISSIONER – 2nd DISTRICT									
			REPUBLICAN PARTY					DEMOCRATIC PARTY				
			John West				TOTALS	David L. Stahl Sr.				TOTALS
OGEMAW 65												
EDWARDS TOWNSHIP 2	0600002	78	34				34	20				20
HORTON TOWNSHIP	1400001	166	92				92	41				41
MILLS TOWNSHIP 1	2000001	297	138				138	90				90
TOTALS		641	264				264	151				151

NAMES OF TOWNSHIPS AND ELECTION DISTRICTS OGEMAW 65		POLL BOOK TOTALS	COUNTY COMMISSIONER – 3rd DISTRICT									
			REPUBLICAN PARTY					DEMOCRATIC PARTY				
							TOTALS	Pete Hennard	Lance H. Vervoort			TOTALS
MILLS TOWNSHIP 2	2000002	273						102	49			151
RICHLAND TOWNSHIP	2400001	185						82	15			97
TOTALS		458						184	64			248

NAMES OF TOWNSHIPS AND ELECTION DISTRICTS OGEMAW 65		POLL BOOK TOTALS	COUNTY COMMISSIONER – 4th DISTRICT									
			REPUBLICAN PARTY					DEMOCRATIC PARTY				
							TOTALS	Ron Quackenbush	David E. Wolfe			TOTALS
CUMMING TOWNSHIP	0400001	130						52	15			67
HILL TOWNSHIP	1200001	333						76	46			122
LOGAN TOWNSHIP	1800001	94						18	7			25
TOTALS		557						146	68			214

NAMES OF TOWNSHIPS AND ELECTION DISTRICTS		POLL BOOK TOTALS	COUNTY COMMISSIONER – 5th DISTRICT									
			REPUBLICAN PARTY					DEMOCRATIC PARTY				
OGEMAW 65			Scott Colclasure				TOTALS					TOTALS
CHURCHILL TOWNSHIP	0200001	268	130				130					
WEST BRANCH TWP 1A	2800001A	536	147				147					
TOTALS		804	277				277					

NAMES OF TOWNSHIPS AND ELECTION DISTRICTS		POLL BOOK TOTALS	COUNTY COMMISSIONER – 6th DISTRICT									
			REPUBLICAN PARTY					DEMOCRATIC PARTY				
OGEMAW 65							TOTALS	Beverly L. Scott				TOTALS
WEST BRANCH TWP 1B	2800001B	536						81				81
CITY OF WEST BRANCH												
W1-P1	5401001	79						20				20
W2-P1	5402001	131						37				37
W3-P1	5403001	165						59				59
TOTALS		911						197				197

NAMES OF TOWNSHIPS AND ELECTION DISTRICTS		POLL BOOK TOTALS	COUNTY COMMISSIONER – 7th DISTRICT									
			REPUBLICAN PARTY					DEMOCRATIC PARTY				
							TOTALS	Bruce M. Reetz				TOTALS
OGEMAW	**65**											
GOODAR TOWNSHIP	1000001	98						28				28
KLACKING TOWNSHIP	1600001	128						36				36
ROSE TOWNSHIP	2600001	261						63				63
CITY OF ROSE CITY												
W1-P1	5201001	21						7				7
W2-P1	5202001	10						3				3
W3-P1	5203001	33						8				8
TOTALS		551						145				145

In Witness Whereof, We have hereunto set our hands and affixed the Seal of the Circuit Court for the County of Ogemaw, State of Michigan, on August _____, 2010.

SEAL

BOARD OF COUNTY CANVASSERS

ATTEST:

CLERK OF THE BOARD OF COUNTY CANVASSERS

CHAIRPERSON OF THE BOARD OF COUNTY CANVASSERS

STATE OF MICHIGAN
COUNTY OF OGEMAW } SS.

We Do Hereby Certify, That the foregoing is a correct statement of the votes given in Ogemaw County for the offices named in such statement and for the persons designated therein, and other matters submitted, at the Primary Election, held on Tuesday, August 3, 2010.

In Witness Whereof, We have hereunto set our hands and caused to be affixed the Seal of the Circuit Court for the County of Ogemaw, State of Michigan, on August _____, 2010.

SEAL

BOARD OF COUNTY CANVASSERS

ATTEST:

CLERK OF THE BOARD OF COUNTY CANVASSERS

STATE OF MICHIGAN
COUNTY OF OGEMAW } SS.

We Do Hereby Certify, That the foregoing is a correct transcript of the statement of the Board of County Canvassers of the County of Ogemaw, of the votes given in such County for the offices named in said statement and for the persons designated therein, and other matters submitted, at the Primary Election, Tuesday, August 3, 2010, so far as it relates to the votes cast for said office, as appears from the original statement on file in the office of the County Clerk.

In Witness Whereof, We have hereunto set our hands and caused to be affixed the Seal of the Circuit Court for the County of Ogemaw, State of Michigan, on August 11th, 2010.

SEAL

ELECTIONS DIVISION
2010 AUG 13 AM 11:21
DEPARTMENT OF STATE

JUDITH D. ROEHM
ONTONAGON COUNTY CLERK & REGISTER OF DEEDS
COURTHOUSE
725 GREENLAND ROAD
ONTONAGON, MI 49953
Telephone 906-884-4255
Fax 906-884-6796

FAX COVER SHEET

DATE: August 13, 2010

TOTAL NUMBER OF PAGES 5
(including cover sheet)

TO: Sue - Bureau of Elections

FROM: Ontonagon County Clerks Office

RE: 1st Congressional - Precinct by Precinct

SUE - if there is anything else needed call and I'll fax right away.

Julie Johnson

JULIENNE J. TAKALA, CHIEF DEPUTY STACY PREISS, BOOKKEEPER JULIA E. MARLEY, DEPUTY

Statement of Votes Cast
Ontonagon County, MI
2010 Primary
SOVC For Jurisdiction Wide, All Counters, All Races

Date:08/04/10
Time:09:48:34
Page:5 of 62

	R DI Congress					
	Don Hooper (REP)		Tom Stillings (REP)		Write-In Votes	
Jurisdiction Wide						
Bergland Township, Precinct 1	34	29.57%	6	5.22%	1	0.87%
Bohemia Township, Precinct 1	0	0.00%	0	0.00%	0	0.00%
Bohemia Township, Precinct 2	4	40.00%	0	0.00%	0	0.00%
Carp Lake Township, Precinct 1	9	11.69%	13	16.88%	0	0.00%
Greenland Township, Precinct 1	10	37.04%	1	3.70%	0	0.00%
Greenland Township, Precinct 2	8	18.18%	7	15.91%	0	0.00%
Haight Township, Precinct 1	4	23.53%	1	5.88%	0	0.00%
Interior Township, Precinct 1	9	19.15%	5	10.64%	0	0.00%
Matchwood Township, Precinct 1	4	30.77%	1	7.69%	0	0.00%
McMillan Township, Precinct 1	5	12.82%	6	15.38%	0	0.00%
Ontonagon Township, Precinct 1	30	11.45%	39	14.89%	0	0.00%
Rockland Township, Precinct 1	2	9.09%	4	18.18%	0	0.00%
Stannard Township, Precinct 1	7	10.77%	11	16.92%	0	0.00%
Total	126	16.94%	94	12.63%	1	0.13%

CERTIFICATE OF DETERMINATION

STATE OF MICHIGAN)
:
COUNTY OF ONTONAGON)

We Do Hereby Certify, That the foregoing is a correct statement of the votes given in the County of Ontonagon for the candidates named in such statement at the Primary Election, held on Tuesday, the 3rd day of August, in the year two thousand and ten.

In Witness Whereof, We have hereunto set our hands and caused to be affixed the seal of the Circuit Court for the County of Ontonagon this 4th day of August, in the year two thousand and ten.

BOARD OF COUNTY CANVASSERS

ONTONAGON COUNTY CLERK

STATE OF MICHIGAN)
:
COUNTY OF ONTONAGON)

We Do Hereby Certify, That the foregoing is a correct transcript of the statement of the Board of County Canvassers of the County of Ontonagon of the votes given in such County for the candidates named in said statement and for the office designated therein, at the Primary Election held on the third day of August, 2010, so far as it relates to the votes cast for said candidates, as appears from the original statement on file in the office of the County Clerk.

In Witness Whereof, We have hereunto set our hands and affixed the seal of the Circuit Court of the County of Ontonagon this 4th day of August, in the year two thousand and ten.

COUNTY CLERK

CHAIRPERSON

CANVASS OF VOTES CAST

AT THE

PRIMARY ELECTION

HELD ON

AUGUST 3, 2010

AND CANVASSED BY THE COUNTY BOARD OF CANVASSERS
OF OSCEOLA COUNTY, MICHIGAN

KAREN J. BLUHM
OSCEOLA COUNTY CLERK

OSCEOLA COUNTY

AUGUST 3, 2010 CANVASS

NAMES OF TOWNSHIPS AND CITIES	CODE #	POLL BOOK TOTALS	GOVERNOR REPUBLICAN MIKE BOUCHARD	MIKE COX
BURDELL TOWNSHIP	0200001A	312	18	69
CEDAR TOWNSHIP	400001	117	10	22
EVART TOWNSHIP	600001	273	19	46
HARTWICK TOWNSHIP	800001	140	10	31
HERSEY TOWNSHIP	1000001	365	24	59
HIGHLAND TOWNSHIP	1200001	238	9	76
LEROY TOWNSHIP	1400001	262	16	61
LINCOLN TOWNSHIP	1600001	288	17	79
MARION TOWNSHIP	1800001	259	14	55
MIDDLE BRANCH TWP.	2000001	172	5	45
ORIENT TOWNSHIP	2200001	162	4	32
OSCEOLA TOWNSHIP	2400001	220	9	26
RICHMOND TOWNSHIP	2600001	383	17	90
ROSE LAKE TOWNSHIP	2800001	352	14	88
SHERMAN TOWNSHIP	3000001	264	12	68
SYLVAN TOWNSHIP	3200001	173	8	39
CITY OF EVART	5200001	276	11	63
CITY OF REED CITY	5400001	361	25	70
TOTALS		4617	242	1019

OSCEOLA COUNTY
AUGUST 3, 2010 CANVASS

NAMES OF TOWNSHIPS AND CITIES	CODE #	TOM GEORGE	PETE HOEKSTRA	RICK SYNDER
BURDELL TOWNSHIP	0200001A	0	74	125
CEDAR TOWNSHIP	400001	1	18	47
EVART TOWNSHIP	600001	6	71	80
HARTWICK TOWNSHIP	800001	2	43	36
HERSEY TOWNSHIP	1000001	4	67	151
HIGHLAND TOWNSHIP	1200001	0	78	59
LEROY TOWNSHIP	1400001	0	65	97
LINCOLN TOWNSHIP	1600001	4	59	95
MARION TOWNSHIP	1800001	4	51	100
MIDDLE BRANCH TWP.	2000001	0	35	57
ORIENT TOWNSHIP	2200001	3	43	51
OSCEOLA TOWNSHIP	2400001	2	83	71
RICHMOND TOWNSHIP	2600001	7	95	146
ROSE LAKE TOWNSHIP	2800001	2	69	131
SHERMAN TOWNSHIP	3000001	2	70	78
SYLVAN TOWNSHIP	3200001	2	36	66
CITY OF EVART	5200001	0	77	85
CITY OF REED CITY	5400001	7	79	118
TOTALS		46	1113	1593

NAMES OF TOWNSHIPS AND CITIES	CODE #	DEMOCRAT VIRG BERNERO	ANDY DILLION	
BURDELL TOWNSHIP	0200001A	13	7	
CEDAR TOWNSHIP	400001	6	7	
EVART TOWNSHIP	600001	23	17	
HARTWICK TOWNSHIP	800001	7	5	
HERSEY TOWNSHIP	1000001	28	23	
HIGHLAND TOWNSHIP	1200001	4	6	
LEROY TOWNSHIP	1400001	6	8	
LINCOLN TOWNSHIP	1600001	12	14	
MARION TOWNSHIP	1800001	18	11	
MIDDLE BRANCH TWP.	2000001	17	7	
ORIENT TOWNSHIP	2200001	16	8	
OSCEOLA TOWNSHIP	2400001	21	4	
RICHMOND TOWNSHIP	2600001	16	4	
ROSE LAKE TOWNSHIP	2800001	22	14	
SHERMAN TOWNSHIP	3000001	15	16	
SYLVAN TOWNSHIP	3200001	11	7	
CITY OF EVART	5200001	18	7	
CITY OF REED CITY	5400001	30	20	
TOTALS		283	185	

		4TH DISTRICT	
NAMES OF TOWNSHIPS		REPUBLICAN	DEMOCRAT
AND CITIES	CODE #	DAVE	JERRY M.
		CAMP	CAMPBELL
BURDELL TOWNSHIP	0200001A	245	17
CEDAR TOWNSHIP	400001	81	14
EVART TOWNSHIP	600001	202	34
HARTWICK TOWNSHIP	800001	105	12
HERSEY TOWNSHIP	1000001	262	45
HIGHLAND TOWNSHIP	1200001	200	9
LEROY TOWNSHIP	1400001	207	11
LINCOLN TOWNSHIP	1600001	223	23
MARION TOWNSHIP	1800001	195	28
MIDDLE BRANCH TWP.	2000001	127	22
ORIENT TOWNSHIP	2200001	128	22
OSCEOLA TOWNSHIP	2400001	171	19
RICHMOND TOWNSHIP	2600001	313	16
ROSE LAKE TOWNSHIP	2800001	268	33
SHERMAN TOWNSHIP	3000001	197	28
SYLVAN TOWNSHIP	3200001	131	16
CITY OF EVART	5200001	212	25
CITY OF REED CITY	5400001	269	45
TOTALS		3536	419

		STATE SENATE	
		35TH DISTRICT	
NAMES OF TOWNSHIPS		REPUBLICAN	
AND CITIES	CODE #	DARWIN L.	KEVIN
		BOOHER	DAVIS
BURDELL TOWNSHIP	0200001A	117	25
CEDAR TOWNSHIP	400001	74	6
EVART TOWNSHIP	600001	179	17
HARTWICK TOWNSHIP	800001	99	7
HERSEY TOWNSHIP	1000001	219	26
HIGHLAND TOWNSHIP	1200001	81	10
LEROY TOWNSHIP	1400001	129	19
LINCOLN TOWNSHIP	1600001	190	25
MARION TOWNSHIP	1800001	132	14
MIDDLE BRANCH TWP.	2000001	92	10
ORIENT TOWNSHIP	2200001	111	8
OSCEOLA TOWNSHIP	2400001	144	11
RICHMOND TOWNSHIP	2600001	270	31
ROSE LAKE TOWNSHIP	2800001	142	25
SHERMAN TOWNSHIP	3000001	106	16
SYLVAN TOWNSHIP	3200001	117	8
CITY OF EVART	5200001	197	13
CITY OF REED CITY	5400001	221	17
TOTALS		2620	288

NAMES OF TOWNSHIPS AND CITIES	CODE #	GARY A. FINSTROM	DEMOCRAT ROGER DUNIGAN
BURDELL TOWNSHIP	0200001A	138	14
CEDAR TOWNSHIP	400001	18	7
EVART TOWNSHIP	600001	29	16
HARTWICK TOWNSHIP	800001	20	7
HERSEY TOWNSHIP	1000001	46	34
HIGHLAND TOWNSHIP	1200001	125	7
LEROY TOWNSHIP	1400001	86	12
LINCOLN TOWNSHIP	1600001	37	21
MARION TOWNSHIP	1800001	73	18
MIDDLE BRANCH TWP.	2000001	33	17
ORIENT TOWNSHIP	2200001	13	12
OSCEOLA TOWNSHIP	2400001	34	15
RICHMOND TOWNSHIP	2600001	42	12
ROSE LAKE TOWNSHIP	2800001	129	24
SHERMAN TOWNSHIP	3000001	102	20
SYLVAN TOWNSHIP	3200001	27	12
CITY OF EVART	5200001	28	12
CITY OF REED CITY	5400001	56	37
TOTALS		1036	297

			LEGISLATIVE
			102ND DISTRICT
NAMES OF TOWNSHIPS			REPUBLICAN
AND CITIES	CODE #	GEORGE E.	LINDA
		HUFFMAN, III	HOWARD
BURDELL TOWNSHIP	0200001A	4	43
CEDAR TOWNSHIP	400001	2	14
EVART TOWNSHIP	600001	18	65
HARTWICK TOWNSHIP	800001	5	28
HERSEY TOWNSHIP	1000001	12	46
HIGHLAND TOWNSHIP	1200001	4	34
LEROY TOWNSHIP	1400001	2	53
LINCOLN TOWNSHIP	1600001	3	35
MARION TOWNSHIP	1800001	7	51
MIDDLE BRANCH TWP.	2000001	7	27
ORIENT TOWNSHIP	2200001	10	42
OSCEOLA TOWNSHIP	2400001	8	38
RICHMOND TOWNSHIP	2600001	4	63
ROSE LAKE TOWNSHIP	2800001	9	54
SHERMAN TOWNSHIP	3000001	6	21
SYLVAN TOWNSHIP	3200001	3	38
CITY OF EVART	5200001	10	43
CITY OF REED CITY	5400001	9	82
TOTALS		123	777

NAMES OF TOWNSHIPS AND CITIES	CODE #	MORRIS LANGWORTHY, JR.	JEREMY MISHLER
BURDELL TOWNSHIP	0200001A	141	8
CEDAR TOWNSHIP	400001	37	18
EVART TOWNSHIP	600001	49	58
HARTWICK TOWNSHIP	800001	53	9
HERSEY TOWNSHIP	1000001	93	77
HIGHLAND TOWNSHIP	1200001	76	24
LEROY TOWNSHIP	1400001	121	20
LINCOLN TOWNSHIP	1600001	90	48
MARION TOWNSHIP	1800001	84	24
MIDDLE BRANCH TWP.	2000001	69	11
ORIENT TOWNSHIP	2200001	33	26
OSCEOLA TOWNSHIP	2400001	51	46
RICHMOND TOWNSHIP	2600001	105	84
ROSE LAKE TOWNSHIP	2800001	169	14
SHERMAN TOWNSHIP	3000001	95	11
SYLVAN TOWNSHIP	3200001	37	31
CITY OF EVART	5200001	58	62
CITY OF REED CITY	5400001	74	67
TOTALS		1435	638

NAMES OF TOWNSHIPS AND CITIES	CODE #	PHILIP N. POTVIN	RYAN A. STEIG	DEMOCRAT JODI ESTES GABERT
BURDELL TOWNSHIP	0200001A	77	14	17
CEDAR TOWNSHIP	400001	17	10	13
EVART TOWNSHIP	600001	33	9	36
HARTWICK TOWNSHIP	800001	31	4	12
HERSEY TOWNSHIP	1000001	52	31	46
HIGHLAND TOWNSHIP	1200001	71	9	10
LEROY TOWNSHIP	1400001	32	11	13
LINCOLN TOWNSHIP	1600001	53	26	25
MARION TOWNSHIP	1800001	39	18	26
MIDDLE BRANCH TWP.	2000001	22	6	23
ORIENT TOWNSHIP	2200001	16	9	22
OSCEOLA TOWNSHIP	2400001	48	8	19
RICHMOND TOWNSHIP	2600001	61	31	21
ROSE LAKE TOWNSHIP	2800001	44	21	32
SHERMAN TOWNSHIP	3000001	87	11	27
SYLVAN TOWNSHIP	3200001	24	17	15
CITY OF EVART	5200001	51	13	22
CITY OF REED CITY	5400001	47	24	48
TOTALS		805	272	427

		ROAD COMMISSIONER		
		6 YEAR TERM		
NAMES OF TOWNSHIPS		REPUBLICAN		
AND CITIES	CODE #	ALAN L.	DON	WILLIAM
		GINGRICH	LEWIS	LOGAN
BURDELL TOWNSHIP	0200001A	98	116	111
CEDAR TOWNSHIP	400001	46	17	24
EVART TOWNSHIP	600001	117	39	43
HARTWICK TOWNSHIP	800001	77	25	34
HERSEY TOWNSHIP	1000001	156	54	47
HIGHLAND TOWNSHIP	1200001	115	48	73
LEROY TOWNSHIP	1400001	90	89	45
LINCOLN TOWNSHIP	1600001	113	59	49
MARION TOWNSHIP	1800001	116	36	56
MIDDLE BRANCH TWP.	2000001	71	27	31
ORIENT TOWNSHIP	2200001	76	34	28
OSCEOLA TOWNSHIP	2400001	120	42	42
RICHMOND TOWNSHIP	2600001	182	71	55
ROSE LAKE TOWNSHIP	2800001	145	89	89
SHERMAN TOWNSHIP	3000001	124	62	51
SYLVAN TOWNSHIP	3200001	82	36	20
CITY OF EVART	5200001	134	49	45
CITY OF REED CITY	5400001	155	87	53
TOTALS		2017	980	896

NAMES OF TOWNSHIPS AND CITIES	CODE #	EDWARD LUNDBORG	RODNEY LYNN PROSCH	DEMOCRAT
BURDELL TOWNSHIP	0200001A	35	58	
CEDAR TOWNSHIP	400001	46	10	
EVART TOWNSHIP	600001	40	17	
HARTWICK TOWNSHIP	800001	26	11	
HERSEY TOWNSHIP	1000001	82	26	
HIGHLAND TOWNSHIP	1200001	45	28	
LEROY TOWNSHIP	1400001	44	54	
LINCOLN TOWNSHIP	1600001	113	38	
MARION TOWNSHIP	1800001	27	25	
MIDDLE BRANCH TWP.	2000001	26	20	
ORIENT TOWNSHIP	2200001	10	11	
OSCEOLA TOWNSHIP	2400001	24	11	
RICHMOND TOWNSHIP	2600001	184	31	
ROSE LAKE TOWNSHIP	2800001	50	77	
SHERMAN TOWNSHIP	3000001	42	52	
SYLVAN TOWNSHIP	3200001	23	17	
CITY OF EVART	5200001	34	25	
CITY OF REED CITY	5400001	110	25	
TOTALS		961	536	

	COUNTY COMMISSIONER		
		1ST DISTRICT	
NAMES OF TOWNSHIPS		REPUBLICAN	DEMOCRAT
AND CITIES	CODE #		
BURDELL TOWNSHIP	0200001A	66	
CEDAR TOWNSHIP	400001		
EVART TOWNSHIP	600001		
HARTWICK TOWNSHIP	800001		
HERSEY TOWNSHIP	1000001		
HIGHLAND TOWNSHIP	1200001		
LEROY TOWNSHIP	1400001	185	
LINCOLN TOWNSHIP	1600001	208	
MARION TOWNSHIP	1800001		
MIDDLE BRANCH TWP.	2000001		
ORIENT TOWNSHIP	2200001		
OSCEOLA TOWNSHIP	2400001		
RICHMOND TOWNSHIP	2600001		
ROSE LAKE TOWNSHIP	2800001		
SHERMAN TOWNSHIP	3000001		
SYLVAN TOWNSHIP	3200001		
CITY OF EVART	5200001		
CITY OF REED CITY	5400001		
TOTALS		459	0

		2ND DISTRICT		
NAMES OF TOWNSHIPS		REPUBLICAN		DEMOCRAT
AND CITIES	CODE #			
		Hoaglund	Young	
BURDELL TOWNSHIP	0200001A	110	75	
CEDAR TOWNSHIP	400001			
EVART TOWNSHIP	600001			
HARTWICK TOWNSHIP	800001			
HERSEY TOWNSHIP	1000001			
HIGHLAND TOWNSHIP	1200001			
LEROY TOWNSHIP	1400001			
LINCOLN TOWNSHIP	1600001			
MARION TOWNSHIP	1800001			
MIDDLE BRANCH TWP.	2000001			
ORIENT TOWNSHIP	2200001			
OSCEOLA TOWNSHIP	2400001			
RICHMOND TOWNSHIP	2600001			
ROSE LAKE TOWNSHIP	2800001	111	181	
SHERMAN TOWNSHIP	3000001	147	74	
SYLVAN TOWNSHIP	3200001			
CITY OF EVART	5200001			
CITY OF REED CITY	5400001			
TOTALS		368	330	0

		3RD DISTRICT	
NAMES OF TOWNSHIPS		REPUBLICAN	DEMOCRAT
AND CITIES	CODE #		
BURDELL TOWNSHIP	0200001A		
CEDAR TOWNSHIP	400001		
EVART TOWNSHIP	600001		
HARTWICK TOWNSHIP	800001	93	
HERSEY TOWNSHIP	1000001		
HIGHLAND TOWNSHIP	1200001	195	
LEROY TOWNSHIP	1400001		
LINCOLN TOWNSHIP	1600001		
MARION TOWNSHIP	1800001	152	
MIDDLE BRANCH TWP.	2000001		
ORIENT TOWNSHIP	2200001		
OSCEOLA TOWNSHIP	2400001		
RICHMOND TOWNSHIP	2600001		
ROSE LAKE TOWNSHIP	2800001		
SHERMAN TOWNSHIP	3000001		
SYLVAN TOWNSHIP	3200001		
CITY OF EVART	5200001		
CITY OF REED CITY	5400001		
TOTALS		440	0

NAMES OF TOWNSHIPS AND CITIES	CODE #	4TH DISTRICT REPUBLICAN	DEMOCRAT
BURDELL TOWNSHIP	0200001A		
CEDAR TOWNSHIP	400001		
EVART TOWNSHIP	600001	98	
HARTWICK TOWNSHIP	800001		
HERSEY TOWNSHIP	1000001		
HIGHLAND TOWNSHIP	1200001		
LEROY TOWNSHIP	1400001		
LINCOLN TOWNSHIP	1600001		
MARION TOWNSHIP	1800001		
MIDDLE BRANCH TWP.	2000001	109	
ORIENT TOWNSHIP	2200001	117	
OSCEOLA TOWNSHIP	2400001		
RICHMOND TOWNSHIP	2600001		
ROSE LAKE TOWNSHIP	2800001		
SHERMAN TOWNSHIP	3000001		
SYLVAN TOWNSHIP	3200001	123	
CITY OF EVART	5200001		
CITY OF REED CITY	5400001		
TOTALS		447	0

NAMES OF TOWNSHIPS AND CITIES	CODE #	5TH DISTRICT REPUBLICAN	DEMOCRAT
BURDELL TOWNSHIP	0200001A		
CEDAR TOWNSHIP	400001	71	
EVART TOWNSHIP	600001		
HARTWICK TOWNSHIP	800001		
HERSEY TOWNSHIP	1000001		
HIGHLAND TOWNSHIP	1200001		
LEROY TOWNSHIP	1400001		
LINCOLN TOWNSHIP	1600001		
MARION TOWNSHIP	1800001		
MIDDLE BRANCH TWP.	2000001		
ORIENT TOWNSHIP	2200001		
OSCEOLA TOWNSHIP	2400001	158	
RICHMOND TOWNSHIP	2600001		
ROSE LAKE TOWNSHIP	2800001		
SHERMAN TOWNSHIP	3000001		
SYLVAN TOWNSHIP	3200001		
CITY OF EVART	5200001	198	
CITY OF REED CITY	5400001		
TOTALS		427	0

		6TH DISTRICT	
NAMES OF TOWNSHIPS		REPUBLICAN	DEMOCRAT
AND CITIES	CODE #		
BURDELL TOWNSHIP	0200001A		
CEDAR TOWNSHIP	400001		
EVART TOWNSHIP	600001	71	
HARTWICK TOWNSHIP	800001		
HERSEY TOWNSHIP	1000001	209	
HIGHLAND TOWNSHIP	1200001		
LEROY TOWNSHIP	1400001		
LINCOLN TOWNSHIP	1600001		
MARION TOWNSHIP	1800001		
MIDDLE BRANCH TWP.	2000001		
ORIENT TOWNSHIP	2200001		
OSCEOLA TOWNSHIP	2400001		
RICHMOND TOWNSHIP	2600001	125	
ROSE LAKE TOWNSHIP	2800001		
SHERMAN TOWNSHIP	3000001		
SYLVAN TOWNSHIP	3200001		
CITY OF EVART	5200001		
CITY OF REED CITY	5400001		
TOTALS		405	0

		7TH DISTRICT	
NAMES OF TOWNSHIPS		REPUBLICAN	DEMOCRAT
AND CITIES	CODE #		
BURDELL TOWNSHIP	0200001A		
CEDAR TOWNSHIP	400001		
EVART TOWNSHIP	600001		
HARTWICK TOWNSHIP	800001		
HERSEY TOWNSHIP	1000001		
HIGHLAND TOWNSHIP	1200001		
LEROY TOWNSHIP	1400001		
LINCOLN TOWNSHIP	1600001		
MARION TOWNSHIP	1800001		
MIDDLE BRANCH TWP.	2000001		
ORIENT TOWNSHIP	2200001		
OSCEOLA TOWNSHIP	2400001		
RICHMOND TOWNSHIP	2600001	156	
ROSE LAKE TOWNSHIP	2800001		
SHERMAN TOWNSHIP	3000001		
SYLVAN TOWNSHIP	3200001		
CITY OF EVART	5200001		
CITY OF REED CITY	5400001	254	
TOTALS		410	0

	COUNTY PROPOSAL				
	9-1-1 SURCHARGE				
NAMES OF TOWNSHIPS		YES	NO		
AND CITIES	CODE #				
BURDELL TOWNSHIP	0200001A	174	129		
CEDAR TOWNSHIP	400001	63	52		
EVART TOWNSHIP	600001	131	129		
HARTWICK TOWNSHIP	800001	57	78		
HERSEY TOWNSHIP	1000001	174	170		
HIGHLAND TOWNSHIP	1200001	116	119		
LEROY TOWNSHIP	1400001	138	114		
LINCOLN TOWNSHIP	1600001	148	132		
MARION TOWNSHIP	1800001	123	123		
MIDDLE BRANCH TWP.	2000001	69	91		
ORIENT TOWNSHIP	2200001	80	72		
OSCEOLA TOWNSHIP	2400001	130	86		
RICHMOND TOWNSHIP	2600001	217	151		
ROSE LAKE TOWNSHIP	2800001	158	176		
SHERMAN TOWNSHIP	3000001	141	111		
SYLVAN TOWNSHIP	3200001	69	89		
CITY OF EVART	5200001	160	106		
CITY OF REED CITY	5400001	212	131		
TOTALS		2360	2059		

	ROAD PATROL MILLAGE					
NAMES OF TOWNSHIPS		YES	NO			
AND CITIES	CODE #					
BURDELL TOWNSHIP	0200001A	193	109			
CEDAR TOWNSHIP	400001	75	40			
EVART TOWNSHIP	600001	161	99			
HARTWICK TOWNSHIP	800001	78	58			
HERSEY TOWNSHIP	1000001	220	126			
HIGHLAND TOWNSHIP	1200001	157	78			
LEROY TOWNSHIP	1400001	174	76			
LINCOLN TOWNSHIP	1600001	170	110			
MARION TOWNSHIP	1800001	156	93			
MIDDLE BRANCH TWP.	2000001	87	74			
ORIENT TOWNSHIP	2200001	100	55			
OSCEOLA TOWNSHIP	2400001	142	73			
RICHMOND TOWNSHIP	2600001	251	115			
ROSE LAKE TOWNSHIP	2800001	221	115			
SHERMAN TOWNSHIP	3000001	163	90			
SYLVAN TOWNSHIP	3200001	92	69			
CITY OF EVART	5200001	171	92			
CITY OF REED CITY	5400001	255	92			
TOTALS		2866	1564			

	BURDELL TOWNSHIP PROPOSAL				
	FIRE DISTRICT RENEWAL				
NAMES OF TOWNSHIPS		YES	NO		
AND CITIES	CODE #				
BURDELL TOWNSHIP	0200001A	215	89		
CEDAR TOWNSHIP	400001				
EVART TOWNSHIP	600001				
HARTWICK TOWNSHIP	800001				
HERSEY TOWNSHIP	1000001				
HIGHLAND TOWNSHIP	1200001				
LEROY TOWNSHIP	1400001				
LINCOLN TOWNSHIP	1600001				
MARION TOWNSHIP	1800001				
MIDDLE BRANCH TWP.	2000001				
ORIENT TOWNSHIP	2200001				
OSCEOLA TOWNSHIP	2400001				
RICHMOND TOWNSHIP	2600001				
ROSE LAKE TOWNSHIP	2800001				
SHERMAN TOWNSHIP	3000001				
SYLVAN TOWNSHIP	3200001				
CITY OF EVART	5200001				
CITY OF REED CITY	5400001				
TOTALS		215	89		

		CEDAR TOWNSHIP PROPOSAL				
		ROAD MAINTENANCE				
NAMES OF TOWNSHIPS		YES	NO			
AND CITIES	CODE #					
BURDELL TOWNSHIP	0200001A					
CEDAR TOWNSHIP	400001	70	45			
EVART TOWNSHIP	600001					
HARTWICK TOWNSHIP	800001					
HERSEY TOWNSHIP	1000001					
HIGHLAND TOWNSHIP	1200001					
LEROY TOWNSHIP	1400001					
LINCOLN TOWNSHIP	1600001					
MARION TOWNSHIP	1800001					
MIDDLE BRANCH TWP.	2000001					
ORIENT TOWNSHIP	2200001					
OSCEOLA TOWNSHIP	2400001					
RICHMOND TOWNSHIP	2600001					
ROSE LAKE TOWNSHIP	2800001					
SHERMAN TOWNSHIP	3000001					
SYLVAN TOWNSHIP	3200001					
CITY OF EVART	5200001					
CITY OF REED CITY	5400001					
TOTALS		70	45			

		EVART TOWNSHIP PROPOSAL			
		ROAD MAINTENANCE			
NAMES OF TOWNSHIPS		YES	NO		
AND CITIES	CODE #				
BURDELL TOWNSHIP	0200001A				
CEDAR TOWNSHIP	400001				
EVART TOWNSHIP	600001	134	126		
HARTWICK TOWNSHIP	800001				
HERSEY TOWNSHIP	1000001				
HIGHLAND TOWNSHIP	1200001				
LEROY TOWNSHIP	1400001				
LINCOLN TOWNSHIP	1600001				
MARION TOWNSHIP	1800001				
MIDDLE BRANCH TWP.	2000001				
ORIENT TOWNSHIP	2200001				
OSCEOLA TOWNSHIP	2400001				
RICHMOND TOWNSHIP	2600001				
ROSE LAKE TOWNSHIP	2800001				
SHERMAN TOWNSHIP	3000001				
SYLVAN TOWNSHIP	3200001				
CITY OF EVART	5200001				
CITY OF REED CITY	5400001				
TOTALS		134	126		

		HARTWICK TOWNSHIP PROPOSAL				
		ROAD MAINTENANCE				
NAMES OF TOWNSHIPS		YES	NO			
AND CITIES	CODE #					
BURDELL TOWNSHIP	0200001A					
CEDAR TOWNSHIP	400001					
EVART TOWNSHIP	600001					
HARTWICK TOWNSHIP	800001	75	61			
HERSEY TOWNSHIP	1000001					
HIGHLAND TOWNSHIP	1200001					
LEROY TOWNSHIP	1400001					
LINCOLN TOWNSHIP	1600001					
MARION TOWNSHIP	1800001					
MIDDLE BRANCH TWP.	2000001					
ORIENT TOWNSHIP	2200001					
OSCEOLA TOWNSHIP	2400001					
RICHMOND TOWNSHIP	2600001					
ROSE LAKE TOWNSHIP	2800001					
SHERMAN TOWNSHIP	3000001					
SYLVAN TOWNSHIP	3200001					
CITY OF EVART	5200001					
CITY OF REED CITY	5400001					
TOTALS		75	61			

	LEROY TOWNSHIP PROPOSAL				
	ROAD MAINTENANCE				
NAMES OF TOWNSHIPS		YES	NO		
AND CITIES	CODE #				
BURDELL TOWNSHIP	0200001A				
CEDAR TOWNSHIP	400001				
EVART TOWNSHIP	600001				
HARTWICK TOWNSHIP	800001				
HERSEY TOWNSHIP	1000001				
HIGHLAND TOWNSHIP	1200001				
LEROY TOWNSHIP	1400001	143	83		
LINCOLN TOWNSHIP	1600001				
MARION TOWNSHIP	1800001				
MIDDLE BRANCH TWP.	2000001				
ORIENT TOWNSHIP	2200001				
OSCEOLA TOWNSHIP	2400001				
RICHMOND TOWNSHIP	2600001				
ROSE LAKE TOWNSHIP	2800001				
SHERMAN TOWNSHIP	3000001				
SYLVAN TOWNSHIP	3200001				
CITY OF EVART	5200001				
CITY OF REED CITY	5400001				
TOTALS		143	83		

	MIDDLE BRANCH TWP PROPOSAL					
	ROAD MAINTENANCE					
NAMES OF TOWNSHIPS		YES	NO			
AND CITIES	CODE #					
BURDELL TOWNSHIP	0200001A					
CEDAR TOWNSHIP	400001					
EVART TOWNSHIP	600001					
HARTWICK TOWNSHIP	800001					
HERSEY TOWNSHIP	1000001					
HIGHLAND TOWNSHIP	1200001					
LEROY TOWNSHIP	1400001					
LINCOLN TOWNSHIP	1600001					
MARION TOWNSHIP	1800001					
MIDDLE BRANCH TWP.	2000001	70	90			
ORIENT TOWNSHIP	2200001					
OSCEOLA TOWNSHIP	2400001					
RICHMOND TOWNSHIP	2600001					
ROSE LAKE TOWNSHIP	2800001					
SHERMAN TOWNSHIP	3000001					
SYLVAN TOWNSHIP	3200001					
CITY OF EVART	5200001					
CITY OF REED CITY	5400001					
		70	90			

		ROSE LAKE TOWNSHIP PROPOSAL				
		ROAD MAINTENANCE				
NAMES OF TOWNSHIPS		YES	NO			
AND CITIES	CODE #					
BURDELL TOWNSHIP	0200001A					
CEDAR TOWNSHIP	400001					
EVART TOWNSHIP	600001					
HARTWICK TOWNSHIP	800001					
HERSEY TOWNSHIP	1000001					
HIGHLAND TOWNSHIP	1200001					
LEROY TOWNSHIP	1400001					
LINCOLN TOWNSHIP	1600001					
MARION TOWNSHIP	1800001					
MIDDLE BRANCH TWP.	2000001					
ORIENT TOWNSHIP	2200001					
OSCEOLA TOWNSHIP	2400001					
RICHMOND TOWNSHIP	2600001					
ROSE LAKE TOWNSHIP	2800001	186	145			
SHERMAN TOWNSHIP	3000001					
SYLVAN TOWNSHIP	3200001					
CITY OF EVART	5200001					
CITY OF REED CITY	5400001					
TOTALS		186	145			

		SHERMAN TOWNSHIP PROPOSAL				
		FIRE DIST. MILLAGE				
NAMES OF TOWNSHIPS		YES	NO			
AND CITIES	CODE #					
BURDELL TOWNSHIP	0200001A					
CEDAR TOWNSHIP	400001					
EVART TOWNSHIP	600001					
HARTWICK TOWNSHIP	800001					
HERSEY TOWNSHIP	1000001					
HIGHLAND TOWNSHIP	1200001					
LEROY TOWNSHIP	1400001					
LINCOLN TOWNSHIP	1600001					
MARION TOWNSHIP	1800001					
MIDDLE BRANCH TWP.	2000001					
ORIENT TOWNSHIP	2200001					
OSCEOLA TOWNSHIP	2400001					
RICHMOND TOWNSHIP	2600001					
ROSE LAKE TOWNSHIP	2800001					
SHERMAN TOWNSHIP	3000001	180	73			
SYLVAN TOWNSHIP	3200001					
CITY OF EVART	5200001					
CITY OF REED CITY	5400001					
TOTALS		180	73			

		SYLVAN TOWNSHIP PROPOSAL			
		OPERATING MILLAGE			
NAMES OF TOWNSHIPS		YES	NO		
AND CITIES	CODE #				
BURDELL TOWNSHIP	0200001A				
CEDAR TOWNSHIP	400001				
EVART TOWNSHIP	600001				
HARTWICK TOWNSHIP	800001				
HERSEY TOWNSHIP	1000001				
HIGHLAND TOWNSHIP	1200001				
LEROY TOWNSHIP	1400001				
LINCOLN TOWNSHIP	1600001				
MARION TOWNSHIP	1800001				
MIDDLE BRANCH TWP.	2000001				
ORIENT TOWNSHIP	2200001				
OSCEOLA TOWNSHIP	2400001				
RICHMOND TOWNSHIP	2600001				
ROSE LAKE TOWNSHIP	2800001				
SHERMAN TOWNSHIP	3000001				
SYLVAN TOWNSHIP	3200001	73	87		
CITY OF EVART	5200001				
CITY OF REED CITY	5400001				
TOTALS		73	87		

PRIMARY ELECTION
TUESDAY, AUGUST 3, 2010

In witness Whereof, We have hereunto set our hands and affixed the Seal of the Circuit Court for the County of Osceola, State of Michigan on August 4, 2010

Mabel Baumgardner

Marilyn Russell

Betsy Erickson

Pam Prichard

SEAL

ATTEST:

Karen J. Bluhm, Clerk

Mabel Baumgardner, Chairperson Board of County Canvassers

STATE OF MICHIGAN
COUNTY OF OSCEOLA

WE DO HEREBY CERTIFY, That the foregoing is a correct statement of the votes given in Osceola County for the offices named in such statement and for the persons designated therein, and other matters submitted, at the Primary Election, held on Tuesday, August 3, 2010.

In Witness Whereof, We have hereunto set our hands and caused to be affixed the seal of the Circuit Court for the County of Osceola, State of Michigan on August 4, 2010.

Mabel Baumgardner

Marilyn Russell

Betsy Erickson

Pam Prichard

SEAL

ATTEST:

Karen J. Bluhm, Clerk of the Board of Canvassers

STATE OF MICHIGAN
County of Osceola

We Do Hereby Certify, That the foregoing is a correct transcript of the statement of the Board of County Canvassers of the County of Osceola of the votes given in such County for the offices named in said statement and for the persons designated therein, and other matters submitted, at the Regular Election, Tuesday, August 3, 2010, so far as it relates to the votes cast for said office, as appears from the original statement on file in the office of the County Clerk.

In Witness Whereof, We have hereunto set our hands and caused to be affixed the seal of the Circuit Court for the County of Osceola, State of Michigan, on August 4, 2010.

SEAL

Karen J. Bluhm, Clerk
County Board of Canvassers

Mabel Baumgardner, Chairman-Board of Canvassers

Received Time Aug. 13. 2010 9:30AM No. 9050

Election Summary Report
Oscoda County, MI
2010 Primary
Summary For Big Creek Township, Precinct 1, All Counters, All Races
OFFICIAL RESULTS

BUREAU OF ELECTIONS
2010 AUG 13 A 10: 05
DEPT OF STATE

Registered Voters 884 - Cards Cast 204 23.08% Num. Report Precinct 1 - Num. Reporting 1 100.00%

R Governor		REP Total	
Number of Precincts		1	
Precincts Reporting		1	100.0 %
Times Counted		204/884	23.1 %
Total Votes		157	
Mike Bouchard	REP	15	9.55%
Mike Cox	REP	46	29.30%
Tom George	REP	2	1.27%
Pete Hoekstra	REP	25	15.92%
Rick Snyder	REP	69	43.95%
Write-in Votes		0	0.00%

R D1 Congress		REP Total	
Number of Precincts		1	
Precincts Reporting		1	100.0 %
Times Counted		204/884	23.1 %
Total Votes		146	
Jason Allen	REP	47	32.19%
Dan Benishek	REP	38	26.03%
Patrick Donlon	REP	14	9.59%
Linda Goldthorpe	REP	8	5.48%
Don Hooper	REP	4	2.74%
Tom Stillings	REP	35	23.97%
Write-in Votes		0	0.00%

R D36 Senator		REP Total	
Number of Precincts		1	
Precincts Reporting		1	100.0 %
Times Counted		204/884	23.1 %
Total Votes		129	
John Moolenaar	REP	128	99.22%
Write-in Votes		1	0.78%

R D106 Representative		REP Total	
Number of Precincts		1	
Precincts Reporting		1	100.0 %
Times Counted		204/884	23.1 %
Total Votes		134	
Peter Pettalia	REP	133	99.25%
Write-in Votes		1	0.75%

08/13/2010 10:02 FAX 9898261136 OSCODACOCLERK 001

Received Time Aug. 13. 2010 9:30AM No. 9050

Election Summary Report
Oscoda County, MI
2010 Primary
Summary For Big Creek Township, Precinct 1, All Counters, All Races
OFFICIAL RESULTS

Registered Voters 884 - Cards Cast 204 23.08% Num. Report Precinct 1 - Num. Reporting 1 100.00%

D Governor		DEM Total	
Number of Precincts		1	
Precincts Reporting		1	100.0 %
Times Counted		204/884	23.1 %
Total Votes		38	
Virg Bernero	DEM	17	44.74%
Andy Dillon	DEM	21	55.26%
Write-in Votes		0	0.00%

D D1 Congress		DEM Total	
Number of Precincts		1	
Precincts Reporting		1	100.0 %
Times Counted		204/884	23.1 %
Total Votes		31	
Gary McDowell	DEM	31	100.00%
Write-in Votes		0	0.00%

D D36 Legislative		DEM Total	
Number of Precincts		1	
Precincts Reporting		1	100.0 %
Times Counted		204/884	23.1 %
Total Votes		34	
Andy Neumann	DEM	34	100.00%
Write-in Votes		0	0.00%

D D106 Representative		DEM Total	
Number of Precincts		1	
Precincts Reporting		1	100.0 %
Times Counted		204/884	23.1 %
Total Votes		32	
Patrick Pokorski	DEM	20	62.50%
Casey A. Viegelahn	DEM	12	37.50%
Write-in Votes		0	0.00%

D Road Commissioner		DEM Total	
Number of Precincts		1	
Precincts Reporting		1	100.0 %
Times Counted		204/884	23.1 %
Total Votes		41	
Owen Smith	DEM	22	53.66%
David Yoder	DEM	19	46.34%
Write-in Votes		0	0.00%

Received Time Aug. 13. 2010 9:30AM No. 9050

Election Summary Report
Oscoda County, MI
2010 Primary
Summary For Big Creek Township, Precinct 2, All Counters, All Races
OFFICIAL RESULTS

Registered Voters 1409 - Cards Cast 311 22.07% Num. Report Precinct 1 - Num. Reporting 1 100.00%

R Governor		REP Total	
Number of Precincts		1	
Precincts Reporting		1	100.0 %
Times Counted		311/1409	22.1 %
Total Votes		249	
Mike Bouchard	REP	30	12.05%
Mike Cox	REP	73	29.32%
Tom George	REP	2	0.80%
Pete Hoekstra	REP	39	15.66%
Rick Snyder	REP	105	42.17%
Write-in Votes		0	0.00%

R D1 Congress		REP Total	
Number of Precincts		1	
Precincts Reporting		1	100.0 %
Times Counted		311/1409	22.1 %
Total Votes		223	
Jason Allen	REP	86	38.57%
Dan Benishek	REP	60	26.91%
Patrick Donlon	REP	16	7.17%
Linda Goldthorpe	REP	15	6.73%
Don Hooper	REP	8	3.59%
Tom Stillings	REP	37	16.59%
Write-in Votes		1	0.45%

R D36 Senator		REP Total	
Number of Precincts		1	
Precincts Reporting		1	100.0 %
Times Counted		311/1409	22.1 %
Total Votes		196	
John Moolenaar	REP	194	98.98%
Write-in Votes		2	1.02%

R D106 Representative		REP Total	
Number of Precincts		1	
Precincts Reporting		1	100.0 %
Times Counted		311/1409	22.1 %
Total Votes		197	
Peter Pettalia	REP	194	98.48%
Write-in Votes		3	1.52%

Received Time Aug. 13. 2010 9:30AM No. 9050

Election Summary Report
Oscoda County, MI
2010 Primary
Summary For Big Creek Township, Precinct 2, All Counters, All Races
OFFICIAL RESULTS

Registered Voters 1409 - Cards Cast 311 22.07% Num. Report Precinct 1 - Num. Reporting 1 100.00%

D D36 Legislative		DEM Total	
Number of Precincts		1	
Precincts Reporting		1	100.0 %
Times Counted		311/1409	22.1 %
Total Votes		36	
Andy Neumann	DEM	36	100.00%
Write-in Votes		0	0.00%

D D106 Representative		DEM Total	
Number of Precincts		1	
Precincts Reporting		1	100.0 %
Times Counted		311/1409	22.1 %
Total Votes		37	
Patrick Pokorski	DEM	21	56.76%
Casey A. Viegelahn	DEM	16	43.24%
Write-in Votes		0	0.00%

D Road Commissioner		DEM Total	
Number of Precincts		1	
Precincts Reporting		1	100.0 %
Times Counted		311/1409	22.1 %
Total Votes		50	
Owen Smith	DEM	23	46.00%
David Yoder	DEM	27	54.00%
Write-in Votes		0	0.00%

D D3 Commissioner	DEM Total	
Number of Precincts	1	
Precincts Reporting	1	100.0 %
Times Counted	311/1409	22.1 %
Total Votes	0	
Write-in Votes	0	N/A

D Big Crk 2 Delegate	DEM Total	
Number of Precincts	1	
Precincts Reporting	1	100.0 %
Times Counted	311/1409	22.1 %
Total Votes	0	
Write-in Votes	0	N/A

Received Time Aug. 13. 2010 9:30AM No. 9050

Election Summary Report
Oscoda County, MI
2010 Primary
Summary For Clinton Township, Precinct 1, All Counters, All Races
OFFICIAL RESULTS

Date:08/03/10
Time:21:13:45

Registered Voters 397 - Cards Cast 116 29.22% Num. Report Precinct 1 - Num. Reporting 1 100.00%

R Governor		REP Total	
Number of Precincts		1	
Precincts Reporting		1	100.0 %
Times Counted		116/397	29.2 %
Total Votes		88	
Mike Bouchard	REP	8	9.09%
Mike Cox	REP	32	36.36%
Tom George	REP	0	0.00%
Pete Hoekstra	REP	19	21.59%
Rick Snyder	REP	29	32.95%
Write-in Votes		0	0.00%

R D1 Congress		REP Total	
Number of Precincts		1	
Precincts Reporting		1	100.0 %
Times Counted		116/397	29.2 %
Total Votes		86	
Jason Allen	REP	33	38.37%
Dan Benishek	REP	13	15.12%
Patrick Donlon	REP	6	6.98%
Linda Goldthorpe	REP	5	5.81%
Don Hooper	REP	7	8.14%
Tom Stillings	REP	22	25.58%
Write-in Votes		0	0.00%

R D36 Senator		REP Total	
Number of Precincts		1	
Precincts Reporting		1	100.0 %
Times Counted		116/397	29.2 %
Total Votes		67	
John Moolenaar	REP	67	100.00%
Write-in Votes		0	0.00%

R D106 Representative		REP Total	
Number of Precincts		1	
Precincts Reporting		1	100.0 %
Times Counted		116/397	29.2 %
Total Votes		70	
Peter Pettalia	REP	70	100.00%
Write-in Votes		0	0.00%

08/13/2010 10:05 FAX 9898261136 OSCODACOCLERK 009

Received Time Aug. 13. 2010 9:30AM No. 9050

Election Summary Report
Oscoda County, MI
2010 Primary
Summary For Clinton Township, Precinct 1, All Counters, All Races
OFFICIAL RESULTS

Registered Voters 397 - Cards Cast 116 29.22% Num. Report Precinct 1 - Num. Reporting 1 100.00%

D D36 Legislative		DEM Total	
Number of Precincts		1	
Precincts Reporting		1	100.0 %
Times Counted		116/397	29.2 %
Total Votes		14	
Andy Neumann	DEM	14	100.00%
Write-in Votes		0	0.00%

D D106 Representative		DEM Total	
Number of Precincts		1	
Precincts Reporting		1	100.0 %
Times Counted		116/397	29.2 %
Total Votes		16	
Patrick Pokorski	DEM	9	56.25%
Casey A. Viegelahn	DEM	7	43.75%
Write-in Votes		0	0.00%

D Road Commissioner		DEM Total	
Number of Precincts		1	
Precincts Reporting		1	100.0 %
Times Counted		116/397	29.2 %
Total Votes		23	
Owen Smith	DEM	7	30.43%
David Yoder	DEM	16	69.57%
Write-in Votes		0	0.00%

D D1 Commissioner	DEM Total	
Number of Precincts	1	
Precincts Reporting	1	100.0 %
Times Counted	116/397	29.2 %
Total Votes	4	
Write-in Votes	4	100.00%

D Clinton Delegate	DEM Total	
Number of Precincts	1	
Precincts Reporting	1	100.0 %
Times Counted	116/397	29.2 %
Total Votes	3	
Write-in Votes	3	100.00%

Received Time Aug. 13. 2010 9:30AM No. 9050

Election Summary Report
Oscoda County, MI
2010 Primary
Summary For Comins Township, Precinct 1, All Counters, All Races
OFFICIAL RESULTS

Registered Voters 1376 - Cards Cast 365 26.53% Num. Report Precinct 1 - Num. Reporting 1 100.00%

R Governor		REP Total	
Number of Precincts		1	
Precincts Reporting		1	100.0 %
Times Counted		365/1376	26.5 %
Total Votes		303	
Mike Bouchard	REP	18	5.94%
Mike Cox	REP	80	26.40%
Tom George	REP	2	0.66%
Pete Hoekstra	REP	110	36.30%
Rick Snyder	REP	91	30.03%
Write-in Votes		2	0.66%

R D1 Congress		REP Total	
Number of Precincts		1	
Precincts Reporting		1	100.0 %
Times Counted		365/1376	26.5 %
Total Votes		279	
Jason Allen	REP	117	41.94%
Dan Benishek	REP	66	23.66%
Patrick Donlon	REP	21	7.53%
Linda Goldthorpe	REP	24	8.60%
Don Hooper	REP	18	6.45%
Tom Stillings	REP	31	11.11%
Write-in Votes		2	0.72%

R D36 Senator		REP Total	
Number of Precincts		1	
Precincts Reporting		1	100.0 %
Times Counted		365/1376	26.5 %
Total Votes		238	
John Moolenaar	REP	234	98.32%
Write-in Votes		4	1.68%

R D106 Representative		REP Total	
Number of Precincts		1	
Precincts Reporting		1	100.0 %
Times Counted		365/1376	26.5 %
Total Votes		241	
Peter Pettalia	REP	237	98.34%
Write-in Votes		4	1.66%

Received Time Aug. 13. 2010 9:30AM No. 9050

Election Summary Report
Oscoda County, MI
2010 Primary
Summary For Comins Township, Precinct 1, All Counters, All Races
OFFICIAL RESULTS

Registered Voters 1376 - Cards Cast 365 26.53% Num. Report Precinct 1 - Num. Reporting 1 100.00%

D D1 Congress		DEM Total	
Number of Precincts		1	
Precincts Reporting		1	100.0 %
Times Counted		365/1376	26.5 %
Total Votes		38	
Gary McDowell	DEM	38	100.00%
Write-in Votes		0	0.00%

D D36 Legislative		DEM Total	
Number of Precincts		1	
Precincts Reporting		1	100.0 %
Times Counted		365/1376	26.5 %
Total Votes		37	
Andy Neumann	DEM	37	100.00%
Write-in Votes		0	0.00%

D D106 Representative		DEM Total	
Number of Precincts		1	
Precincts Reporting		1	100.0 %
Times Counted		365/1376	26.5 %
Total Votes		34	
Patrick Pokorski	DEM	17	50.00%
Casey A. Viegelahn	DEM	17	50.00%
Write-in Votes		0	0.00%

D Road Commissioner		DEM Total	
Number of Precincts		1	
Precincts Reporting		1	100.0 %
Times Counted		365/1376	26.5 %
Total Votes		46	
Owen Smith	DEM	21	45.65%
David Yoder	DEM	25	54.35%
Write-in Votes		0	0.00%

D D4 Commissioner		DEM Total	
Number of Precincts		1	
Precincts Reporting		1	100.0 %
Times Counted		358/1305	27.4 %
Total Votes		4	
Write-in Votes		4	100.00%

Election Summary Report
Oscoda County, MI
2010 Primary
Summary For Elmer Township, Precinct 1, All Counters, All Races
OFFICIAL RESULTS

Date:08/03/10
Time:21:19:31
Page:1 of 4

Registered Voters 666 - Cards Cast 180 27.03% Num. Report Precinct 1 - Num. Reporting 1 100.00%

R Governor		REP Total	
Number of Precincts		1	
Precincts Reporting		1	100.0 %
Times Counted		180/666	27.0 %
Total Votes		145	
Mike Bouchard	REP	9	6.21%
Mike Cox	REP	42	28.97%
Tom George	REP	1	0.69%
Pete Hoekstra	REP	35	24.14%
Rick Snyder	REP	58	40.00%
Write-in Votes		0	0.00%

R D1 Congress		REP Total	
Number of Precincts		1	
Precincts Reporting		1	100.0 %
Times Counted		180/666	27.0 %
Total Votes		125	
Jason Allen	REP	50	40.00%
Dan Benishek	REP	24	19.20%
Patrick Donlon	REP	7	5.60%
Linda Goldthorpe	REP	11	8.80%
Don Hooper	REP	11	8.80%
Tom Stillings	REP	21	16.80%
Write-in Votes		1	0.80%

R D36 Senator		REP Total	
Number of Precincts		1	
Precincts Reporting		1	100.0 %
Times Counted		180/666	27.0 %
Total Votes		106	
John Moolenaar	REP	106	100.00%
Write-in Votes		0	0.00%

R D106 Representative		REP Total	
Number of Precincts		1	
Precincts Reporting		1	100.0 %
Times Counted		180/666	27.0 %
Total Votes		108	
Peter Pettalia	REP	108	100.00%
Write-in Votes		0	0.00%

Received Time Aug. 13. 2010 9:30AM No. 9050

Election Summary Report
Oscoda County, MI
2010 Primary
Summary For Elmer Township, Precinct 1, All Counters, All Races
OFFICIAL RESULTS

Registered Voters 666 - Cards Cast 180 27.03% Num. Report Precinct 1 - Num. Reporting 1 100.00%

D D36 Legislative		DEM Total	
Number of Precincts		1	
Precincts Reporting		1	100.0 %
Times Counted		180/666	27.0 %
Total Votes		29	
Andy Neumann	DEM	29	100.00%
Write-in Votes		0	0.00%

D D106 Representative		DEM Total	
Number of Precincts		1	
Precincts Reporting		1	100.0 %
Times Counted		180/666	27.0 %
Total Votes		26	
Patrick Pokorski	DEM	13	50.00%
Casey A. Viegelahn	DEM	13	50.00%
Write-in Votes		0	0.00%

D Road Commissioner		DEM Total	
Number of Precincts		1	
Precincts Reporting		1	100.0 %
Times Counted		180/666	27.0 %
Total Votes		39	
Owen Smith	DEM	14	35.90%
David Yoder	DEM	25	64.10%
Write-in Votes		0	0.00%

D D1 Commissioner	DEM Total	
Number of Precincts	1	
Precincts Reporting	1	100.0 %
Times Counted	180/666	27.0 %
Total Votes	2	
Write-in Votes	2	100.00%

D Elmer Delegate	DEM Total	
Number of Precincts	1	
Precincts Reporting	1	100.0 %
Times Counted	180/666	27.0 %
Total Votes	2	
Write-in Votes	2	100.00%

Received Time Aug. 13. 2010 9:30AM No. 9050

Election Summary Report
Oscoda County, MI
2010 Primary
Summary For Greenwood Township, Precinct 1, All Counters, All Races
OFFICIAL RESULTS

Registered Voters 954 - Cards Cast 351 36.79% Num. Report Precinct 1 - Num. Reporting 1 100.00%

R Governor		REP Total	
Number of Precincts		1	
Precincts Reporting		1	100.0 %
Times Counted		351/954	36.8 %
Total Votes		220	
Mike Bouchard	REP	24	10.91%
Mike Cox	REP	71	32.27%
Tom George	REP	2	0.91%
Pete Hoekstra	REP	32	14.55%
Rick Snyder	REP	91	41.36%
Write-in Votes		0	0.00%

R D1 Congress		REP Total	
Number of Precincts		1	
Precincts Reporting		1	100.0 %
Times Counted		351/954	36.8 %
Total Votes		194	
Jason Allen	REP	74	38.14%
Dan Benishek	REP	43	22.16%
Patrick Donlon	REP	15	7.73%
Linda Goldthorpe	REP	21	10.82%
Don Hooper	REP	7	3.61%
Tom Stillings	REP	34	17.53%
Write-in Votes		0	0.00%

R D36 Senator		REP Total	
Number of Precincts		1	
Precincts Reporting		1	100.0 %
Times Counted		351/954	36.8 %
Total Votes		173	
John Moolenaar	REP	172	99.42%
Write-in Votes		1	0.58%

R D106 Representative		REP Total	
Number of Precincts		1	
Precincts Reporting		1	100.0 %
Times Counted		351/954	36.8 %
Total Votes		170	
Peter Pettalia	REP	169	99.41%
Write-in Votes		1	0.59%

Election Summary Report
Oscoda County, MI
2010 Primary
Summary For Greenwood Township, Precinct 1, All Counters, All Races
OFFICIAL RESULTS

Registered Voters 954 - Cards Cast 351 36.79% Num. Report Precinct 1 - Num. Reporting 1 100.00%

D D36 Legislative		DEM Total	
Number of Precincts		1	
Precincts Reporting		1	100.0 %
Times Counted		351/954	36.8 %
Total Votes		94	
Andy Neumann	DEM	94	100.00%
Write-in Votes		0	0.00%

D D106 Representative		DEM Total	
Number of Precincts		1	
Precincts Reporting		1	100.0 %
Times Counted		351/954	36.8 %
Total Votes		92	
Patrick Pokorski	DEM	49	53.26%
Casey A. Viegelahn	DEM	43	46.74%
Write-in Votes		0	0.00%

D Road Commissioner		DEM Total	
Number of Precincts		1	
Precincts Reporting		1	100.0 %
Times Counted		351/954	36.8 %
Total Votes		136	
Owen Smith	DEM	73	53.68%
David Yoder	DEM	63	46.32%
Write-in Votes		0	0.00%

D D2 Commissioner		DEM Total	
Number of Precincts		1	
Precincts Reporting		1	100.0 %
Times Counted		351/954	36.8 %
Total Votes		105	
Michael J. Hunt	DEM	53	50.48%
Kathleen Podzikowski	DEM	52	49.52%
Write-in Votes		0	0.00%

D Greenwood Delegate		DEM Total	
Number of Precincts		1	
Precincts Reporting		1	100.0 %
Times Counted		351/954	36.8 %
Total Votes		86	
John W. Burman	DEM	86	100.00%
Write-in Votes		0	0.00%

Election Summary Report
Oscoda County, MI
2010 Primary
Summary For Mentor Township, Precinct 1, All Counters, All Races
OFFICIAL RESULTS

Date:08/03/10
Time:21:19:57
Page:1 of 4

Registered Voters 1011 - Cards Cast 251 24.83% Num. Report Precinct 1 - Num. Reporting 1 100.00%

R Governor		REP Total	
Number of Precincts		1	
Precincts Reporting		1	100.0 %
Times Counted		251/1011	24.8 %
Total Votes		173	
Mike Bouchard	REP	16	9.25%
Mike Cox	REP	57	32.95%
Tom George	REP	1	0.58%
Pete Hoekstra	REP	22	12.72%
Rick Snyder	REP	77	44.51%
Write-in Votes		0	0.00%

R D1 Congress		REP Total	
Number of Precincts		1	
Precincts Reporting		1	100.0 %
Times Counted		251/1011	24.8 %
Total Votes		153	
Jason Allen	REP	68	44.44%
Dan Benishek	REP	33	21.57%
Patrick Donlon	REP	17	11.11%
Linda Goldthorpe	REP	15	9.80%
Don Hooper	REP	9	5.88%
Tom Stillings	REP	10	6.54%
Write-in Votes		1	0.65%

R D36 Senator		REP Total	
Number of Precincts		1	
Precincts Reporting		1	100.0 %
Times Counted		251/1011	24.8 %
Total Votes		130	
John Moolenaar	REP	130	100.00%
Write-in Votes		0	0.00%

R D106 Representative		REP Total	
Number of Precincts		1	
Precincts Reporting		1	100.0 %
Times Counted		251/1011	24.8 %
Total Votes		128	
Peter Pettalia	REP	127	99.22%
Write-in Votes		1	0.78%

Election Summary Report
Oscoda County, MI
2010 Primary
Summary For Mentor Township, Precinct 1, All Counters, All Races
OFFICIAL RESULTS

Registered Voters 1011 - Cards Cast 251 24.83% Num. Report Precinct 1 - Num. Reporting 1 100.00%

D D1 Congress		DEM Total	
Number of Precincts		1	
Precincts Reporting		1	100.0 %
Times Counted		251/1011	24.8 %
Total Votes		42	
Gary McDowell	DEM	42	100.00%
Write-in Votes		0	0.00%

D D36 Legislative		DEM Total	
Number of Precincts		1	
Precincts Reporting		1	100.0 %
Times Counted		251/1011	24.8 %
Total Votes		43	
Andy Neumann	DEM	43	100.00%
Write-in Votes		0	0.00%

D D106 Representative		DEM Total	
Number of Precincts		1	
Precincts Reporting		1	100.0 %
Times Counted		251/1011	24.8 %
Total Votes		46	
Patrick Pokorski	DEM	28	60.87%
Casey A. Viegelahn	DEM	18	39.13%
Write-in Votes		0	0.00%

D Road Commissioner		DEM Total	
Number of Precincts		1	
Precincts Reporting		1	100.0 %
Times Counted		251/1011	24.8 %
Total Votes		60	
Owen Smith	DEM	21	35.00%
David Yoder	DEM	39	65.00%
Write-in Votes		0	0.00%

D D5 Commissioner		DEM Total	
Number of Precincts		1	
Precincts Reporting		1	100.0 %
Times Counted		251/1011	24.8 %
Total Votes		8	
Write-in Votes		8	100.00%

Election Summary Report
Oscoda County, MI
2010 Primary
Summary For Jurisdiction Wide, All Counters, All Races
OFFICIAL RESULTS

08/03/10
21:15:41

Registered Voters 6697 - Cards Cast 1778 26.55% Num. Report Precinct 7 - Num. Reporting 7 100.00%

R Governor	REP	Total	
Number of Precincts		7	
Precincts Reporting		7	100.0 %
Times Counted		1778/6697	26.5 %
Total Votes		1335	
Mike Bouchard	REP	120	8.99%
Mike Cox	REP	401	30.04%
Tom George	REP	10	0.75%
Pete Hoekstra	REP	282	21.12%
Rick Snyder	REP	520	38.95%
Write-in Votes		2	0.15%

R D1 Congress	REP	Total	
Number of Precincts		7	
Precincts Reporting		7	100.0 %
Times Counted		1778/6697	26.5 %
Total Votes		1206	
Jason Allen	REP	475	39.39%
Dan Benishek	REP	277	22.97%
Patrick Donlon	REP	96	7.96%
Linda Goldthorpe	REP	99	8.21%
Don Hooper	REP	64	5.31%
Tom Stillings	REP	190	15.75%
Write-in Votes		5	0.41%

R D36 Senator	REP	Total	
Number of Precincts		7	
Precincts Reporting		7	100.0 %
Times Counted		1778/6697	26.5 %
Total Votes		1039	
John Moolenaar	REP	1031	99.23%
Write-in Votes		8	0.77%

R D106 Representative	REP	Total	
Number of Precincts		7	

Precincts Reporting		7	100.0 %
Times Counted		1778/6697	26.5 %
Total Votes		1048	
Peter Pettalia	REP	1038	99.05%
Write-in Votes		10	0.95%

R Road Commissioner	REP		
		Total	
Number of Precincts		7	
Precincts Reporting		7	100.0 %
Times Counted		1778/6697	26.5 %
Total Votes		1737	
Dennis Scook Morse	REP	817	47.04%
Mark L. Pattullo	REP	595	34.25%
Paul D. Perry	REP	317	18.25%
Write-in Votes		8	0.46%

R D1 Commissioner	REP		
		Total	
Number of Precincts		3	
Precincts Reporting		3	100.0 %
Times Counted		351/1299	27.0 %
Total Votes		255	
Tammy Emig	REP	79	30.98%
Thomas E. Trimmer	REP	175	68.63%
Write-in Votes		1	0.39%

R D2 Commissioner	REP		
		Total	
Number of Precincts		2	
Precincts Reporting		2	100.0 %
Times Counted		435/1234	35.3 %
Total Votes		12	
Write-in Votes		12	100.00%

R D3 Commissioner	REP		
		Total	
Number of Precincts		1	
Precincts Reporting		1	100.0 %
Times Counted		311/1409	22.1 %
Total Votes		177	
Joseph Stone	REP	172	97.18%
Write-in Votes		5	2.82%

R D4 Commissioner	REP	
		Total

Number of Precincts		1	
Precincts Reporting		1	100.0 %
Times Counted		358/1305	27.4 %
Total Votes		273	
Richard F. Monk	REP	183	67.03%
Wayne Nutt	REP	89	32.60%
Write-in Votes		1	0.37%

R D5 Commissioner	REP		
		Total	
Number of Precincts		3	
Precincts Reporting		3	100.0 %
Times Counted		323/1450	22.3 %
Total Votes		158	
Roger Marsh	REP	156	98.73%
Write-in Votes		2	1.27%

R Mentor PT Clerk	REP		
		Total	
Number of Precincts		1	
Precincts Reporting		1	100.0 %
Times Counted		251/1011	24.8 %
Total Votes		134	
Tom Galbraith	REP	133	99.25%
Write-in Votes		1	0.75%

R Big Crk 1 Delegate	REP		
		Total	
Number of Precincts		1	
Precincts Reporting		1	100.0 %
Times Counted		204/884	23.1 %
Total Votes		10	
Write-in Votes		10	100.00%

R Big Crk 2 Delegate	REP		
		Total	
Number of Precincts		1	
Precincts Reporting		1	100.0 %
Times Counted		311/1409	22.1 %
Total Votes		304	
Teena Bruner	REP	149	49.01%
Karen K. Mitchell	REP	153	50.33%
Write-in Votes		2	0.66%

R Clinton Delegate	REP	
		Total

Number of Precincts	1	
Precincts Reporting	1	100.0 %
Times Counted	116/397	29.2 %
Total Votes	5	
Write-in Votes	5	100.00%

R Comins Delegate	REP		
		Total	
Number of Precincts		1	
Precincts Reporting		1	100.0 %
Times Counted		365/1376	26.5 %
Total Votes		247	
Jeri Winton	REP	245	99.19%
Write-in Votes		2	0.81%

R Elmer Delegate	REP		
		Total	
Number of Precincts		1	
Precincts Reporting		1	100.0 %
Times Counted		180/666	27.0 %
Total Votes		6	
Write-in Votes		6	100.00%

R Greenwood Delegate	REP		
		Total	
Number of Precincts		1	
Precincts Reporting		1	100.0 %
Times Counted		351/954	36.8 %
Total Votes		7	
Write-in Votes		7	100.00%

R Mentor Delegate	REP		
		Total	
Number of Precincts		1	
Precincts Reporting		1	100.0 %
Times Counted		251/1011	24.8 %
Total Votes		12	
Write-in Votes		12	100.00%

D Governor	DEM		
		Total	
Number of Precincts		7	
Precincts Reporting		7	100.0 %
Times Counted		1778/6697	26.5 %
Total Votes		325	
Virg Bernero	DEM	158	48.62%

Andy Dillon	DEM	167	51.38%
Write-in Votes		0	0.00%

D D1 Congress	DEM		
		Total	
Number of Precincts		7	
Precincts Reporting		7	100.0 %
Times Counted		1778/6697	26.5 %
Total Votes		277	
Gary McDowell	DEM	277	100.00%
Write-in Votes		0	0.00%

D D36 Legislative	DEM		
		Total	
Number of Precincts		7	
Precincts Reporting		7	100.0 %
Times Counted		1778/6697	26.5 %
Total Votes		287	
Andy Neumann	DEM	287	100.00%
Write-in Votes		0	0.00%

D D106 Representative	DEM		
		Total	
Number of Precincts		7	
Precincts Reporting		7	100.0 %
Times Counted		1778/6697	26.5 %
Total Votes		283	
Patrick Pokorski	DEM	157	55.48%
Casey A. Viegelahn	DEM	126	44.52%
Write-in Votes		0	0.00%

D Road Commissioner	DEM		
		Total	
Number of Precincts		7	
Precincts Reporting		7	100.0 %
Times Counted		1778/6697	26.5 %
Total Votes		395	
Owen Smith	DEM	181	45.82%
David Yoder	DEM	214	54.18%
Write-in Votes		0	0.00%

D D1 Commissioner	DEM		
		Total	
Number of Precincts		3	
Precincts Reporting		3	100.0 %
Times Counted		351/1299	27.0 %
Total Votes		7	

Write-in Votes	7	100.00%

D D2 Commissioner	DEM		
		Total	
Number of Precincts		2	
Precincts Reporting		2	100.0 %
Times Counted		435/1234	35.3 %
Total Votes		117	
Michael J. Hunt	DEM	61	52.14%
Kathleen Podzikowski	DEM	56	47.86%
Write-in Votes		0	0.00%

D D3 Commissioner	DEM		
		Total	
Number of Precincts		1	
Precincts Reporting		1	100.0 %
Times Counted		311/1409	22.1 %
Total Votes		0	
Write-in Votes		0	N/A

D D4 Commissioner	DEM		
		Total	
Number of Precincts		1	
Precincts Reporting		1	100.0 %
Times Counted		358/1305	27.4 %
Total Votes		4	
Write-in Votes		4	100.00%

D D5 Commissioner	DEM		
		Total	
Number of Precincts		3	
Precincts Reporting		3	100.0 %
Times Counted		323/1450	22.3 %
Total Votes		9	
Write-in Votes		9	100.00%

D Mentor PT Clerk	DEM		
		Total	
Number of Precincts		1	
Precincts Reporting		1	100.0 %
Times Counted		251/1011	24.8 %
Total Votes		8	
Write-in Votes		8	100.00%

D Big Crk 1 Delegate	DEM

	Total	
Number of Precincts	1	
Precincts Reporting	1	100.0 %
Times Counted	204/884	23.1 %
Total Votes	3	
Write-in Votes	3	100.00%

D Big Crk 2 Delegate	DEM	
	Total	
Number of Precincts	1	
Precincts Reporting	1	100.0 %
Times Counted	311/1409	22.1 %
Total Votes	0	
Write-in Votes	0	N/A

D Clinton Delegate	DEM	
	Total	
Number of Precincts	1	
Precincts Reporting	1	100.0 %
Times Counted	116/397	29.2 %
Total Votes	3	
Write-in Votes	3	100.00%

D Comins Delegate	DEM	
	Total	
Number of Precincts	1	
Precincts Reporting	1	100.0 %
Times Counted	365/1376	26.5 %
Total Votes	4	
Write-in Votes	4	100.00%

D Elmer Delegate	DEM	
	Total	
Number of Precincts	1	
Precincts Reporting	1	100.0 %
Times Counted	180/666	27.0 %
Total Votes	2	
Write-in Votes	2	100.00%

D Greenwood Delegate	DEM	
	Total	
Number of Precincts	1	
Precincts Reporting	1	100.0 %
Times Counted	351/954	36.8 %
Total Votes	86	

John W. Burman	DEM	86	100.00%
Write-in Votes		0	0.00%

D Mentor Delegate	DEM		
		Total	
Number of Precincts		1	
Precincts Reporting		1	100.0 %
Times Counted		251/1011	24.8 %
Total Votes		7	
Write-in Votes		7	100.00%

County Ambulance		
	Total	
Number of Precincts	7	
Precincts Reporting	7	100.0 %
Times Counted	1778/6697	26.5 %
Total Votes	1614	
YES	1077	66.73%
NO	537	33.27%

County Sheriff Equip		
	Total	
Number of Precincts	7	
Precincts Reporting	7	100.0 %
Times Counted	1778/6697	26.5 %
Total Votes	1605	
YES	965	60.12%
NO	640	39.88%

Election Summary Report
Oscoda County, MI
2010 Primary
Summary For Jurisdiction Wide, All Counters, All Races
UNOFFICIAL RESULTS

12/26/09
13:41:25

Registered Voters 6697 - Cards Cast 1777
26.53%

Num. Report Precinct 7 - Num. Reporting 7
100.00%

R Governor	REP		
		Total	
Number of Precincts		7	
Precincts Reporting		7	100.0 %
Times Counted		1777/6697	26.5 %
Total Votes		1335	
Mike Bouchard	REP	120	8.99%
Mike Cox	REP	401	30.04%
Tom George	REP	10	0.75%
Pete Hoekstra	REP	282	21.12%
Rick Snyder	REP	520	38.95%
Write-in Votes		2	0.15%

R D1 Congress	REP		
		Total	
Number of Precincts		7	
Precincts Reporting		7	100.0 %
Times Counted		1777/6697	26.5 %
Total Votes		1206	
Jason Allen	REP	475	39.39%
Dan Benishek	REP	277	22.97%
Patrick Donlon	REP	96	7.96%
Linda Goldthorpe	REP	99	8.21%
Don Hooper	REP	64	5.31%
Tom Stillings	REP	190	15.75%
Write-in Votes		5	0.41%

R D36 Senator	REP		
		Total	
Number of Precincts		7	
Precincts Reporting		7	100.0 %
Times Counted		1777/6697	26.5 %
Total Votes		1039	
John Moolenaar	REP	1031	99.23%
Write-in Votes		8	0.77%

R D106 Representative	REP		
		Total	
Number of Precincts		7	
Precincts Reporting		7	100.0 %
Times Counted		1777/6697	26.5 %
Total Votes		1048	
Peter Pettalia	REP	1038	99.05%
Write-in Votes		10	0.95%

R Road Commissioner	REP		
		Total	
Number of Precincts		7	
Precincts Reporting		7	100.0 %
Times Counted		1777/6697	26.5 %
Total Votes		1737	
Dennis Scook Morse	REP	817	47.04%
Mark L. Pattullo	REP	595	34.25%
Paul D. Perry	REP	317	18.25%
Write-in Votes		8	0.46%

R D1 Commissioner	REP		
		Total	
Number of Precincts		3	
Precincts Reporting		3	100.0 %
Times Counted		351/1299	27.0 %
Total Votes		255	
Tammy Emig	REP	79	30.98%
Thomas E. Trimmer	REP	175	68.63%
Write-in Votes		1	0.39%

R D2 Commissioner	REP		
		Total	
Number of Precincts		2	
Precincts Reporting		2	100.0 %
Times Counted		435/1234	35.3 %
Total Votes		12	
Write-in Votes		12	100.00%

R D3 Commissioner	REP		
		Total	
Number of Precincts		1	
Precincts Reporting		1	100.0 %
Times Counted		311/1409	22.1 %

Total Votes		177	
Joseph Stone	REP	172	97.18%
Write-in Votes		5	2.82%

R D4 Commissioner	REP		
		Total	
Number of Precincts		1	
Precincts Reporting		1	100.0 %
Times Counted		357/1305	27.4 %
Total Votes		273	
Richard F. Monk	REP	183	67.03%
Wayne Nutt	REP	89	32.60%
Write-in Votes		1	0.37%

R D5 Commissioner	REP		
		Total	
Number of Precincts		3	
Precincts Reporting		3	100.0 %
Times Counted		323/1450	22.3 %
Total Votes		158	
Roger Marsh	REP	156	98.73%
Write-in Votes		2	1.27%

R Mentor PT Clerk	REP		
		Total	
Number of Precincts		1	
Precincts Reporting		1	100.0 %
Times Counted		251/1011	24.8 %
Total Votes		134	
Tom Galbraith	REP	133	99.25%
Write-in Votes		1	0.75%

R Big Crk 1 Delegate	REP		
		Total	
Number of Precincts		1	
Precincts Reporting		1	100.0 %
Times Counted		204/884	23.1 %
Total Votes		10	
Write-in Votes		10	100.00%

R Big Crk 2 Delegate	REP	
		Total
Number of Precincts		1

Precincts Reporting		1	100.0 %
Times Counted		311/1409	22.1 %
Total Votes		304	
Teena Bruner	REP	149	49.01%
Karen K. Mitchell	REP	153	50.33%
Write-in Votes		2	0.66%

R Clinton Delegate	REP		
		Total	
Number of Precincts		1	
Precincts Reporting		1	100.0 %
Times Counted		116/397	29.2 %
Total Votes		5	
Write-in Votes		5	100.00%

R Comins Delegate	REP		
		Total	
Number of Precincts		1	
Precincts Reporting		1	100.0 %
Times Counted		364/1376	26.5 %
Total Votes		247	
Jeri Winton	REP	245	99.19%
Write-in Votes		2	0.81%

R Elmer Delegate	REP		
		Total	
Number of Precincts		1	
Precincts Reporting		1	100.0 %
Times Counted		180/666	27.0 %
Total Votes		6	
Write-in Votes		6	100.00%

R Greenwood Delegate	REP		
		Total	
Number of Precincts		1	
Precincts Reporting		1	100.0 %
Times Counted		351/954	36.8 %
Total Votes		7	
Write-in Votes		7	100.00%

R Mentor Delegate	REP	
		Total
Number of Precincts		1

Precincts Reporting		1	100.0 %
Times Counted		251/1011	24.8 %
Total Votes		12	
Write-in Votes		12	100.00%

D Governor	DEM		
		Total	
Number of Precincts		7	
Precincts Reporting		7	100.0 %
Times Counted		1777/6697	26.5 %
Total Votes		324	
Virg Bernero	DEM	158	48.77%
Andy Dillon	DEM	166	51.23%
Write-in Votes		0	0.00%

D D1 Congress	DEM		
		Total	
Number of Precincts		7	
Precincts Reporting		7	100.0 %
Times Counted		1777/6697	26.5 %
Total Votes		276	
Gary McDowell	DEM	276	100.00%
Write-in Votes		0	0.00%

D D36 Legislative	DEM		
		Total	
Number of Precincts		7	
Precincts Reporting		7	100.0 %
Times Counted		1777/6697	26.5 %
Total Votes		286	
Andy Neumann	DEM	286	100.00%
Write-in Votes		0	0.00%

D D106 Representative	DEM		
		Total	
Number of Precincts		7	
Precincts Reporting		7	100.0 %
Times Counted		1777/6697	26.5 %
Total Votes		282	
Patrick Pokorski	DEM	157	55.67%
Casey A. Viegelahn	DEM	125	44.33%
Write-in Votes		0	0.00%

D Road Commissioner	DEM		
		Total	
Number of Precincts		7	
Precincts Reporting		7	100.0 %
Times Counted		1777/6697	26.5 %
Total Votes		394	
Owen Smith	DEM	181	45.94%
David Yoder	DEM	213	54.06%
Write-in Votes		0	0.00%

D D1 Commissioner	DEM		
		Total	
Number of Precincts		3	
Precincts Reporting		3	100.0 %
Times Counted		351/1299	27.0 %
Total Votes		7	
Write-in Votes		7	100.00%

D D2 Commissioner	DEM		
		Total	
Number of Precincts		2	
Precincts Reporting		2	100.0 %
Times Counted		435/1234	35.3 %
Total Votes		117	
Michael J. Hunt	DEM	61	52.14%
Kathleen Podzikowski	DEM	56	47.86%
Write-in Votes		0	0.00%

D D3 Commissioner	DEM		
		Total	
Number of Precincts		1	
Precincts Reporting		1	100.0 %
Times Counted		311/1409	22.1 %
Total Votes		0	
Write-in Votes		0	N/A

D D4 Commissioner	DEM		
		Total	
Number of Precincts		1	
Precincts Reporting		1	100.0 %
Times Counted		357/1305	27.4 %
Total Votes		4	
Write-in Votes		4	100.00%

D D5 Commissioner	DEM	
	Total	
Number of Precincts	3	
Precincts Reporting	3	100.0 %
Times Counted	323/1450	22.3 %
Total Votes	9	
Write-in Votes	9	100.00%

D Mentor PT Clerk	DEM	
	Total	
Number of Precincts	1	
Precincts Reporting	1	100.0 %
Times Counted	251/1011	24.8 %
Total Votes	8	
Write-in Votes	8	100.00%

D Big Crk 1 Delegate	DEM	
	Total	
Number of Precincts	1	
Precincts Reporting	1	100.0 %
Times Counted	204/884	23.1 %
Total Votes	3	
Write-in Votes	3	100.00%

D Big Crk 2 Delegate	DEM	
	Total	
Number of Precincts	1	
Precincts Reporting	1	100.0 %
Times Counted	311/1409	22.1 %
Total Votes	0	
Write-in Votes	0	N/A

D Clinton Delegate	DEM	
	Total	
Number of Precincts	1	
Precincts Reporting	1	100.0 %
Times Counted	116/397	29.2 %
Total Votes	3	
Write-in Votes	3	100.00%

D Comins Delegate	DEM
	Total
Number of Precincts	1

Precincts Reporting	1	100.0 %
Times Counted	364/1376	26.5 %
Total Votes	4	
Write-in Votes	4	100.00%

D Elmer Delegate	DEM	
	Total	
Number of Precincts	1	
Precincts Reporting	1	100.0 %
Times Counted	180/666	27.0 %
Total Votes	2	
Write-in Votes	2	100.00%

D Greenwood Delegate	DEM	
	Total	
Number of Precincts	1	
Precincts Reporting	1	100.0 %
Times Counted	351/954	36.8 %
Total Votes	86	
John W. Burman	86	100.00%
Write-in Votes	0	0.00%

D Mentor Delegate	DEM	
	Total	
Number of Precincts	1	
Precincts Reporting	1	100.0 %
Times Counted	251/1011	24.8 %
Total Votes	7	
Write-in Votes	7	100.00%

County Ambulance		
	Total	
Number of Precincts	7	
Precincts Reporting	7	100.0 %
Times Counted	1777/6697	26.5 %
Total Votes	1613	
YES	1077	66.77%
NO	536	33.23%

County Sheriff Equip		
	Total	
Number of Precincts	7	
Precincts Reporting	7	100.0 %

Times Counted	1777/6697	26.5 %
Total Votes	1604	
YES	965	60.16%
NO	639	39.84%

Statement of Votes Cast
Otsego County, MI
2010 Primary
SOVC For Jurisdiction Wide, All Counters, All Races

	TURN OUT		
	Reg. Voters	Cards Cast	% Turnout
Jurisdiction Wide			
City of Gaylord, Ward 1, Precinct 1	1078	157	14.56%
City of Gaylord, Ward 2, Precinct 2	975	206	21.13%
City of Gaylord, Ward 3, Precinct 3	770	226	29.35%
Bagley Township, Precinct 1	2096	429	20.47%
Bagley Township, Precinct 2	2536	379	14.94%
Bagley Township, AVCB 3	0	292	-
Charlton Township, Precinct 1	1148	330	28.75%
Chester Township, Precinct 1	1093	290	26.53%
Corwith Township, Precinct 1	1402	295	21.04%
Dover Township, Precinct 1	481	146	30.35%
Elmira Township, Precinct 1	1336	344	25.75%
Hayes Township, Precinct 1	2077	537	25.85%
Livingston Township, Precinct 1	1949	514	26.37%
Otsego Lake Township, Precinct 1	2472	460	18.61%
Otsego Lake Township, AVCB 2	0	296	-
Total	19413	4901	25.25%

8-12-10
Re-Tabulation
in Red

O.K.

514

75 out of
B.J.C. AVB

Statement of Votes Cast
Otsego County, MI
2010 Primary
SOVC For Jurisdiction Wide, All Counters, All Races

				R Governor								
	Reg. Voters	Times Counted	Total Votes	Mike Bouchard (REP)		Mike Cox (REP)		Tom George (REP)		Pete Hoekstra (REP)	
Jurisdiction Wide											
City of Gaylord, Ward 1, Precinct 1	1078	157	126	12	9.52%	37	29.37%	1	0.79%	23	18.25%
City of Gaylord, Ward 2, Precinct 2	975	206	168	16	9.52%	58	34.52%	1	0.60%	29	17.26%
City of Gaylord, Ward 3, Precinct 3	770	226	192	26	13.54%	44	22.92%	2	1.04%	47	24.48%
Bagley Township, Precinct 1	2096	429	368	36	9.78%	76	20.65%	5	1.36%	89	24.18%
Bagley Township, Precinct 2	2536	379	320	23	7.19%	73	22.81%	4	1.25%	77	24.06%
Bagley Township, AVCB 3	0	292	227	25	11.01%	60	26.43%	4	1.76%	57	25.11%
Charlton Township, Precinct 1	1148	330	274	30	10.95%	60	21.90%	0	0.00%	56	20.44%
Chester Township, Precinct 1	1093	290	243	21	8.64%	64	26.34%	4	1.65%	47	19.34%
Corwith Township, Precinct 1	1402	295	243	17	7.00%	60	24.69%	8	3.29%	42	17.28%
Dover Township, Precinct 1	481	146	121	9	7.44%	26	21.49%	2	1.65%	32	26.45%
Elmira Township, Precinct 1	1336	344	281	24	8.54%	55	19.57%	7	2.49%	77	27.40%
Hayes Township, Precinct 1	2077	537	446	45	10.09%	123	27.58%	2	0.45%	105	23.54%
Livingston Township, Precinct 1	1949	514	427	36	8.43%	88	20.61%	5	1.17%	121	28.34%
Otsego Lake Township, Precinct 1	2472	460	384	42	10.94%	64	16.67%	1	0.26%	81	21.09%
Otsego Lake Township, AVCB 2	0	296	230	22	9.57%	82	35.65%	3	1.30%	48	20.87%
Total	19413	4901	4050	384	9.48%	970	23.95%	49	1.21%	931	22.99%

Statement of Votes Cast
Otsego County, MI
2010 Primary
SOVC For Jurisdiction Wide, All Counters, All Races

	R Governor			
	Rick Snyder (REP)		Write-In Votes	
Jurisdiction Wide				
City of Gaylord, Ward 1, Precinct 1	53	42.06%	0	0.00%
City of Gaylord, Ward 2, Precinct 2	64	38.10%	0	0.00%
City of Gaylord, Ward 3, Precinct 3	73	38.02%	0	0.00%
Bagley Township, Precinct 1	161	43.75%	1	0.27%
Bagley Township, Precinct 2	143	44.69%	0	0.00%
Bagley Township, AVCB 3	81	35.68%	0	0.00%
Charlton Township, Precinct 1	128	46.72%	0	0.00%
Chester Township, Precinct 1	107	44.03%	0	0.00%
Corwith Township, Precinct 1	116	47.74%	0	0.00%
Dover Township, Precinct 1	52	42.98%	0	0.00%
Elmira Township, Precinct 1	118	41.99%	0	0.00%
Hayes Township, Precinct 1	170	38.12%	1	0.22%
Livingston Township, Precinct 1	177	41.45%	0	0.00%
Otsego Lake Township, Precinct 1	196	51.04%	0	0.00%
Otsego Lake Township, AVCB 2	75	32.61%	0	0.00%
Total	1714	42.32%	2	0.05%

Statement of Votes Cast
Otsego County, MI
2010 Primary
SOVC For Jurisdiction Wide, All Counters, All Races

	R DI Congress									
	Reg. Voters	Times Counted	Total Votes	Jason Allen (REP)		Dan Benishek (REP)		Patrick Donlon (REP)		Linda Goldthorpe (REP)	
Jurisdiction Wide											
City of Gaylord, Ward 1, Precinct 1	1078	157	118	65	55.08%	25	21.19%	7	5.93%	7	5.93%
City of Gaylord, Ward 2, Precinct 2	975	206	156	74	47.44%	48	30.77%	6	3.85%	11	7.05%
City of Gaylord, Ward 3, Precinct 3	770	226	180	86	47.78%	49	27.22%	8	4.44%	9	5.00%
Bagley Township, Precinct 1	2096	429	346	157	45.38%	102	29.48%	14	4.05%	14	4.05%
Bagley Township, Precinct 2	2536	379	307	124	40.39%	73	23.78%	9	2.93%	21	6.84%
Bagley Township, AVCB 3	0	292	213	94	44.13%	50	23.47%	11	5.16%	11	5.16%
Charlton Township, Precinct 1	1148	330	247	125	50.61%	62	25.10%	13	5.26%	23	9.31%
Chester Township, Precinct 1	1093	290	230	108	46.96%	58	25.22%	10	4.35%	17	7.39%
Corwith Township, Precinct 1	1402	295	230	111	48.26%	41	17.83%	23	10.00%	22	9.57%
Dover Township, Precinct 1	481	146	102	62	60.78%	24	23.53%	5	4.90%	5	4.90%
Elmira Township, Precinct 1	1336	344	261	130	49.81%	66	25.29%	10	3.83%	13	4.98%
Hayes Township, Precinct 1	2077	537	424	219	51.65%	114	26.89%	16	3.77%	22	5.19%
Livingston Township, Precinct 1	1949	514	413	208	50.36%	112	27.12%	18	4.36%	19	4.60%
Otsego Lake Township, Precinct 1	2472	460	363	119	32.78%	136	37.47%	14	3.86%	15	4.13%
Otsego Lake Township, AVCB 2	0	296	207	87	42.03%	62	29.95%	11	5.31%	14	6.76%
Total	19413	4901	3797	1769	46.59%	1022	26.92%	175	4.61%	223	5.87%

Statement of Votes Cast
Otsego County, MI
2010 Primary
SOVC For Jurisdiction Wide, All Counters, All Races

	R D1 Congress					
	Don Hooper (REP)		Tom Stillings (REP)		Write-In Votes	
Jurisdiction Wide						
City of Gaylord, Ward 1, Precinct 1	6	5.08%	8	6.78%	0	0.00%
City of Gaylord, Ward 2, Precinct 2	5	3.21%	11	7.05%	1	0.64%
City of Gaylord, Ward 3, Precinct 3	6	3.33%	22	12.22%	0	0.00%
Bagley Township, Precinct 1	4	1.16%	55	15.90%	0	0.00%
Bagley Township, Precinct 2	15	4.89%	64	20.85%	1	0.33%
Bagley Township, AVCB 3	9	4.23%	38	17.84%	0	0.00%
Charlton Township, Precinct 1	8	3.24%	16	6.48%	0	0.00%
Chester Township, Precinct 1	10	4.35%	27	11.74%	0	0.00%
Corwith Township, Precinct 1	7	3.04%	26	11.30%	0	0.00%
Dover Township, Precinct 1	1	0.98%	5	4.90%	0	0.00%
Elmira Township, Precinct 1	13	4.98%	29	11.11%	0	0.00%
Hayes Township, Precinct 1	15	3.54%	36	8.49%	2	0.47%
Livingston Township, Precinct 1	9	2.18%	47	11.38%	0	0.00%
Otsego Lake Township, Precinct 1	9	2.48%	70	19.28%	0	0.00%
Otsego Lake Township, AVCB 2	7	3.38%	26	12.56%	0	0.00%
Total	124	3.27%	480	12.64%	4	0.11%

Statement of Votes Cast
Otsego County, MI
2010 Primary
SOVC For Jurisdiction Wide, All Counters, All Races

	R D36 Senator						
	Reg. Voters	Times Counted	Total Votes	John Moolenaar (REP)		Write-In Votes	
Jurisdiction Wide							
City of Gaylord, Ward 1, Precinct 1	1078	157	90	88	97.78%	2	2.22%
City of Gaylord, Ward 2, Precinct 2	975	206	119	118	99.16%	1	0.84%
City of Gaylord, Ward 3, Precinct 3	770	226	129	128	99.22%	1	0.78%
Bagley Township, Precinct 1	2096	429	252	251	99.60%	1	0.40%
Bagley Township, Precinct 2	2536	379	237	232	97.89%	5	2.11%
Bagley Township, AVCB 3	0	292	171	171	100.00%	0	0.00%
Charlton Township, Precinct 1	1148	330	200	199	99.50%	1	0.50%
Chester Township, Precinct 1	1093	290	173	171	98.84%	2	1.16%
Corwith Township, Precinct 1	1402	295	157	155	98.73%	2	1.27%
Dover Township, Precinct 1	481	146	76	75	98.68%	1	1.32%
Elmira Township, Precinct 1	1336	344	192	190	98.96%	2	1.04%
Hayes Township, Precinct 1	2077	537	329	325	98.78%	4	1.22%
Livingston Township, Precinct 1	1949	514	317	313	98.74%	4	1.26%
Otsego Lake Township, Precinct 1	2472	460	282	278	98.58%	4	1.42%
Otsego Lake Township, AVCB 2	0	296	173	173	100.00%	0	0.00%
Total	19413	4901	2897	2867	98.96%	30	1.04%

Statement of Votes Cast
Otsego County, MI
2010 Primary
SOVC For Jurisdiction Wide, All Counters, All Races

	R D105 Representative											
	Reg. Voters	Times Counted	Total Votes	Barry Anderson (REP)		Tim Boyko (REP)		Triston Cole (REP)		Kenneth R. Glasser (REP)	
Jurisdiction Wide											
City of Gaylord, Ward 1, Precinct 1	1078	157	123	2	1.63%	13	10.57%	20	16.26%	53	43.09%
City of Gaylord, Ward 2, Precinct 2	975	206	170	4	2.35%	13	7.65%	21	12.35%	75	44.12%
City of Gaylord, Ward 3, Precinct 3	770	226	195	8	4.10%	13	6.67%	39	20.00%	74	37.95%
Bagley Township, Precinct 1	2096	429	354	3	0.85%	34	9.60%	90	25.42%	131	37.01%
Bagley Township, Precinct 2	2536	379	315	2	0.63%	33	10.48%	70	22.22%	108	34.29%
Bagley Township, AVCB 3	0	292	218	6	2.75%	21	9.63%	31	14.22%	91	41.74%
Charlton Township, Precinct 1	1148	330	257	9	3.50%	18	7.00%	92	35.80%	64	24.90%
Chester Township, Precinct 1	1093	290	243	5	2.06%	14	5.76%	74	30.45%	69	28.40%
Corwith Township, Precinct 1	1402	295	236	6	2.54%	22	9.32%	48	20.34%	57	24.15%
Dover Township, Precinct 1	481	146	115	9	7.83%	9	7.83%	27	23.48%	39	33.91%
Elmira Township, Precinct 1	1336	344	272	5	1.84%	20	7.35%	68	25.00%	84	30.88%
Hayes Township, Precinct 1	2077	537	441	10	2.27%	26	5.90%	122	27.66%	157	35.60%
Livingston Township, Precinct 1	1949	514	426	11	2.58%	26	6.10%	113	26.53%	144	33.80%
Otsego Lake Township, Precinct 1	2472	460	370	11	2.97%	41	11.08%	69	18.65%	127	34.32%
Otsego Lake Township, AVCB 2	0	296	207	4	1.93%	18	8.70%	25	12.08%	82	39.61%
Total	19413	4901	3942	95	2.41%	321	8.14%	909	23.06%	1355	34.37%

Statement of Votes Cast
Otsego County, MI
2010 Primary
SOVC For Jurisdiction Wide, All Counters, All Races

	R D105 Representative					
	Dennis Lennox (REP)		Greg MacMaster (REP)		Write-In Votes	
Jurisdiction Wide						
City of Gaylord, Ward 1, Precinct 1	12	9.76%	23	18.70%	0	0.00%
City of Gaylord, Ward 2, Precinct 2	7	4.12%	50	29.41%	0	0.00%
City of Gaylord, Ward 3, Precinct 3	19	9.74%	42	21.54%	0	0.00%
Bagley Township, Precinct 1	21	5.93%	75	21.19%	0	0.00%
Bagley Township, Precinct 2	22	6.98%	78	24.76%	2	0.63%
Bagley Township, AVCB 3	19	8.72%	50	22.94%	0	0.00%
Charlton Township, Precinct 1	20	7.78%	54	21.01%	0	0.00%
Chester Township, Precinct 1	21	8.64%	60	24.69%	0	0.00%
Corwith Township, Precinct 1	43	18.22%	60	25.42%	0	0.00%
Dover Township, Precinct 1	6	5.22%	25	21.74%	0	0.00%
Elmira Township, Precinct 1	10	3.68%	84	30.88%	1	0.37%
Hayes Township, Precinct 1	20	4.54%	105	23.81%	1	0.23%
Livingston Township, Precinct 1	29	6.81%	103	24.18%	0	0.00%
Otsego Lake Township, Precinct 1	27	7.30%	93	25.14%	2	0.54%
Otsego Lake Township, AVCB 2	11	5.31%	67	32.37%	0	0.00%
Total	287	7.28%	969	24.58%	6	0.15%

Statement of Votes Cast
Otsego County, MI
2010 Primary
SOVC For Jurisdiction Wide, All Counters, All Races

				R Road Commissioner							
	Reg. Voters	Times Counted	Total Votes	Donald R. Huff (REP)		Gary A. Johnson (REP)		Randy Samkowiak (REP)		Roberta Tholl (REP)	
Jurisdiction Wide											
City of Gaylord, Ward 1, Precinct 1	1078	157	113	31	27.43%	16	14.16%	29	25.66%	37	32.74%
City of Gaylord, Ward 2, Precinct 2	975	206	155	24	15.48%	18	11.61%	41	26.45%	72	46.45%
City of Gaylord, Ward 3, Precinct 3	770	226	175	28	16.00%	27	15.43%	49	28.00%	71	40.57%
Bagley Township, Precinct 1	2096	429	340	64	18.82%	42	12.35%	102	30.00%	132	38.82%
Bagley Township, Precinct 2	2536	379	297	79	26.60%	41	13.80%	90	30.30%	87	29.29%
Bagley Township, AVCB 3	0	292	212	62	29.25%	24	11.32%	64	30.19%	62	29.25%
Charlton Township, Precinct 1	1148	330	255	130	50.98%	15	5.88%	72	28.24%	37	14.51%
Chester Township, Precinct 1	1093	290	234	52	22.22%	14	5.98%	76	32.48%	92	39.32%
Corwith Township, Precinct 1	1402	295	198	51	25.76%	27	13.64%	45	22.73%	75	37.88%
Dover Township, Precinct 1	481	146	123	27	21.95%	14	11.38%	29	23.58%	53	43.09%
Elmira Township, Precinct 1	1336	344	250	67	26.80%	39	15.60%	84	33.60%	59	23.60%
Hayes Township, Precinct 1	2077	537	395	122	30.89%	35	8.86%	117	29.62%	120	30.38%
Livingston Township, Precinct 1	1949	514	401	59	14.71%	43	10.72%	111	27.68%	188	46.88%
Otsego Lake Township, Precinct 1	2472	460	337	72	21.36%	73	21.66%	120	35.61%	71	21.07%
Otsego Lake Township, AVCB 2	0	296	192	53	27.60%	43	22.40%	61	31.77%	35	18.23%
Total	19413	4901	3677	921	25.05%	471	12.81%	1090	29.64%	1191	32.39%

Statement of Votes Cast
Otsego County, MI
2010 Primary
SOVC For Jurisdiction Wide, All Counters, All Races

	R Road Commissioner		R D1 Commissioner						
	Write-In Votes		Reg. Voters	Times Counted	Total Votes	Clark W. Bates (REP)		Write-In Votes	
Jurisdiction Wide									
City of Gaylord, Ward 1, Precinct 1	0	0.00%	1078	157	85	84	98.82%	1	1.18%
City of Gaylord, Ward 2, Precinct 2	0	0.00%	-	-	-	-	-	-	-
City of Gaylord, Ward 3, Precinct 3	0	0.00%	770	226	132	131	99.24%	1	0.76%
Bagley Township, Precinct 1	0	0.00%	-	-	-	-	-	-	-
Bagley Township, Precinct 2	0	0.00%	-	-	-	-	-	-	-
Bagley Township, AVCB 3	0	0.00%	-	-	-	-	-	-	-
Charlton Township, Precinct 1	1	0.39%	-	-	-	-	-	-	-
Chester Township, Precinct 1	0	0.00%	-	-	-	-	-	-	-
Corwith Township, Precinct 1	0	0.00%	-	-	-	-	-	-	-
Dover Township, Precinct 1	0	0.00%	-	-	-	-	-	-	-
Elmira Township, Precinct 1	1	0.40%	-	-	-	-	-	-	-
Hayes Township, Precinct 1	1	0.25%	-	-	-	-	-	-	-
Livingston Township, Precinct 1	0	0.00%	118	39	25	25	100.00%	0	0.00%
Otsego Lake Township, Precinct 1	1	0.30%	-	-	-	-	-	-	-
Otsego Lake Township, AVCB 2	0	0.00%	-	-	-	-	-	-	-
Total	4	0.11%	1966	422	242	240	99.17%	2	0.83%

Statement of Votes Cast
Otsego County, MI
2010 Primary
SOVC For Jurisdiction Wide, All Counters, All Races

	R D2 Commissioner						
	Reg. Voters	Times Counted	Total Votes	Paul M. Beachnau (REP)		Write-In Votes	
Jurisdiction Wide							
City of Gaylord, Ward 1, Precinct 1	-	-	-	-	-	-	-
City of Gaylord, Ward 2, Precinct 2	975	206	120	118	98.33%	2	1.67%
City of Gaylord, Ward 3, Precinct 3	-	-	-	-	-	-	-
Bagley Township, Precinct 1	-	-	-	-	-	-	-
Bagley Township, Precinct 2	-	-	-	-	-	-	-
Bagley Township, AVCB 3	-	-	-	-	-	-	-
Charlton Township, Precinct 1	-	-	-	-	-	-	-
Chester Township, Precinct 1	-	-	-	-	-	-	-
Corwith Township, Precinct 1	-	-	-	-	-	-	-
Dover Township, Precinct 1	-	-	-	-	-	-	-
Elmira Township, Precinct 1	-	-	-	-	-	-	-
Hayes Township, Precinct 1	-	-	-	-	-	-	-
Livingston Township, Precinct 1	1208	314	189	185	97.88%	4	2.12%
Otsego Lake Township, Precinct 1	-	-	-	-	-	-	-
Otsego Lake Township, AVCB 2	-	-	-	-	-	-	-
Total	2183	520	309	303	98.06%	6	1.94%

Statement of Votes Cast
Otsego County, MI
2010 Primary
SOVC For Jurisdiction Wide, All Counters, All Races

	R D3 Commissioner						
	Reg. Voters	Times Counted	Total Votes	Paul Liss (REP)		Write-In Votes	
Jurisdiction Wide							
City of Gaylord, Ward 1, Precinct 1	-	-	-	-	-	-	-
City of Gaylord, Ward 2, Precinct 2	-	-	-	-	-	-	-
City of Gaylord, Ward 3, Precinct 3	-	-	-	-	-	-	-
Bagley Township, Precinct 1	-	-	-	-	-	-	-
Bagley Township, Precinct 2	-	-	-	-	-	-	-
Bagley Township, AVCB 3	-	-	-	-	-	-	-
Charlton Township, Precinct 1	-	-	-	-	-	-	-
Chester Township, Precinct 1	-	-	-	-	-	-	-
Corwith Township, Precinct 1	1402	295	164	164	100.00%	0	0.00%
Dover Township, Precinct 1	481	146	84	84	100.00%	0	0.00%
Elmira Township, Precinct 1	-	-	-	-	-	-	-
Hayes Township, Precinct 1	-	-	-	-	-	-	-
Livingston Township, Precinct 1	-	-	-	-	-	-	-
Otsego Lake Township, Precinct 1	-	-	-	-	-	-	-
Otsego Lake Township, AVCB 2	-	-	-	-	-	-	-
Total	1883	441	248	248	100.00%	0	0.00%

Statement of Votes Cast
Otsego County, MI
2010 Primary
SOVC For Jurisdiction Wide, All Counters, All Races

	R D4 Commissioner								
	Reg. Voters	Times Counted	Total Votes	Robert H. Harkness (REP)		Lee Olsen (REP)		Write-In Votes	
Jurisdiction Wide									
City of Gaylord, Ward 1, Precinct 1	-	-	-	-	-	-	-	-	-
City of Gaylord, Ward 2, Precinct 2	-	-	-	-	-	-	-	-	-
City of Gaylord, Ward 3, Precinct 3	-	-	-	-	-	-	-	-	-
Bagley Township, Precinct 1	-	-	-	-	-	-	-	-	-
Bagley Township, Precinct 2	-	-	-	-	-	-	-	-	-
Bagley Township, AVCB 3	-	-	-	-	-	-	-	-	-
Charlton Township, Precinct 1	1148	330	244	70	28.69%	173	70.90%	1	0.41%
Chester Township, Precinct 1	1093	290	233	97	41.63%	136	58.37%	0	0.00%
Corwith Township, Precinct 1	-	-	-	-	-	-	-	-	-
Dover Township, Precinct 1	-	-	-	-	-	-	-	-	-
Elmira Township, Precinct 1	-	-	-	-	-	-	-	-	-
Hayes Township, Precinct 1	-	-	-	-	-	-	-	-	-
Livingston Township, Precinct 1	-	-	-	-	-	-	-	-	-
Otsego Lake Township, Precinct 1	-	-	-	-	-	-	-	-	-
Otsego Lake Township, AVCB 2	-	-	-	-	-	-	-	-	-
Total	2241	620	477	167	35.01%	309	64.78%	1	0.21%

Statement of Votes Cast
Otsego County, MI
2010 Primary
SOVC For Jurisdiction Wide, All Counters, All Races

	R D5 Commissioner						
	Reg. Voters	Times Counted	Total Votes	Erma M. Backenstose (REP)		Write-In Votes	
Jurisdiction Wide							
City of Gaylord, Ward 1, Precinct 1	-	-	-	-	-	-	-
City of Gaylord, Ward 2, Precinct 2	-	-	-	-	-	-	-
City of Gaylord, Ward 3, Precinct 3	-	-	-	-	-	-	-
Bagley Township, Precinct 1	-	-	-	-	-	-	-
Bagley Township, Precinct 2	-	-	-	-	-	-	-
Bagley Township, AVCB 3	-	-	-	-	-	-	-
Charlton Township, Precinct 1	-	-	-	-	-	-	-
Chester Township, Precinct 1	-	-	-	-	-	-	-
Corwith Township, Precinct 1	-	-	-	-	-	-	-
Dover Township, Precinct 1	-	-	-	-	-	-	-
Elmira Township, Precinct 1	-	-	-	-	-	-	-
Hayes Township, Precinct 1	-	-	-	-	-	-	-
Livingston Township, Precinct 1	-	-	-	-	-	-	-
Otsego Lake Township, Precinct 1	2472	460	285	283	99.30%	2	0.70%
Otsego Lake Township, AVCB 2	0	296	175	175	100.00%	0	0.00%
Total	2472	756	460	458	99.57%	2	0.43%

Statement of Votes Cast
Otsego County, MI
2010 Primary
SOVC For Jurisdiction Wide, All Counters, All Races

	R D6 Commissioner						
	Reg. Voters	Times Counted	Total Votes	Richard Sumerix (REP)		Write-In Votes	
Jurisdiction Wide							
City of Gaylord, Ward 1, Precinct 1	-	-	-	-	-	-	-
City of Gaylord, Ward 2, Precinct 2	-	-	-	-	-	-	-
City of Gaylord, Ward 3, Precinct 3	-	-	-	-	-	-	-
Bagley Township, Precinct 1	149	7	5	5	100.00%	0	0.00%
Bagley Township, Precinct 2	2079	328	190	182	95.79%	8	4.21%
Bagley Township, AVCB 3	0	175	106	106	100.00%	0	0.00%
Charlton Township, Precinct 1	-	-	-	-	-	-	-
Chester Township, Precinct 1	-	-	-	-	-	-	-
Corwith Township, Precinct 1	-	-	-	-	-	-	-
Dover Township, Precinct 1	-	-	-	-	-	-	-
Elmira Township, Precinct 1	-	-	-	-	-	-	-
Hayes Township, Precinct 1	-	-	-	-	-	-	-
Livingston Township, Precinct 1	-	-	-	-	-	-	-
Otsego Lake Township, Precinct 1	-	-	-	-	-	-	-
Otsego Lake Township, AVCB 2	-	-	-	-	-	-	-
Total	2228	510	301	293	97.34%	8	2.66%

Statement of Votes Cast
Otsego County, MI
2010 Primary
SOVC For Jurisdiction Wide, All Counters, All Races

	R D7 Commissioner						
	Reg. Voters	Times Counted	Total Votes	Douglas Johnson (REP)		Write-In Votes	
Jurisdiction Wide							
City of Gaylord, Ward 1, Precinct 1	-	-	-	-	-	-	-
City of Gaylord, Ward 2, Precinct 2	-	-	-	-	-	-	-
City of Gaylord, Ward 3, Precinct 3	-	-	-	-	-	-	-
Bagley Township, Precinct 1	1947	422	279	278	99.64%	1	0.36%
Bagley Township, Precinct 2	-	-	-	-	-	-	-
Bagley Township, AVCB 3	0	97	57	57	100.00%	0	0.00%
Charlton Township, Precinct 1	-	-	-	-	-	-	-
Chester Township, Precinct 1	-	-	-	-	-	-	-
Corwith Township, Precinct 1	-	-	-	-	-	-	-
Dover Township, Precinct 1	-	-	-	-	-	-	-
Elmira Township, Precinct 1	-	-	-	-	-	-	-
Hayes Township, Precinct 1	-	-	-	-	-	-	-
Livingston Township, Precinct 1	-	-	-	-	-	-	-
Otsego Lake Township, Precinct 1	-	-	-	-	-	-	-
Otsego Lake Township, AVCB 2	-	-	-	-	-	-	-
Total	1947	519	336	335	99.70%	1	0.30%

Statement of Votes Cast
Otsego County, MI
2010 Primary
SOVC For Jurisdiction Wide, All Counters, All Races

	R D8 Commissioner						
	Reg. Voters	Times Counted	Total Votes	Ken Borton (REP)		Write-In Votes	
Jurisdiction Wide							
City of Gaylord, Ward 1, Precinct 1	-	-	-	-	-	-	-
City of Gaylord, Ward 2, Precinct 2	-	-	-	-	-	-	-
City of Gaylord, Ward 3, Precinct 3	-	-	-	-	-	-	-
Bagley Township, Precinct 1	-	-	-	-	-	-	-
Bagley Township, Precinct 2	457	51	37	34	91.89%	3	8.11%
Bagley Township, AVCB 3	0	20	11	11	100.00%	0	0.00%
Charlton Township, Precinct 1	-	-	-	-	-	-	-
Chester Township, Precinct 1	-	-	-	-	-	-	-
Corwith Township, Precinct 1	-	-	-	-	-	-	-
Dover Township, Precinct 1	-	-	-	-	-	-	-
Elmira Township, Precinct 1	-	-	-	-	-	-	-
Hayes Township, Precinct 1	1860	484	281	278	98.93%	3	1.07%
Livingston Township, Precinct 1	-	-	-	-	-	-	-
Otsego Lake Township, Precinct 1	-	-	-	-	-	-	-
Otsego Lake Township, AVCB 2	-	-	-	-	-	-	-
Total	2317	555	329	323	98.18%	6	1.82%

Statement of Votes Cast
Otsego County, MI
2010 Primary
SOVC For Jurisdiction Wide, All Counters, All Races

	R D9 Commissioner						
	Reg. Voters	Times Counted	Total Votes	Bruce Brown (REP)		Write-In Votes	
Jurisdiction Wide							
City of Gaylord, Ward 1, Precinct 1	-	-	-	-	-	-	-
City of Gaylord, Ward 2, Precinct 2	-	-	-	-	-	-	-
City of Gaylord, Ward 3, Precinct 3	-	-	-	-	-	-	-
Bagley Township, Precinct 1	-	-	-	-	-	-	-
Bagley Township, Precinct 2	-	-	-	-	-	-	-
Bagley Township, AVCB 3	-	-	-	-	-	-	-
Charlton Township, Precinct 1	-	-	-	-	-	-	-
Chester Township, Precinct 1	-	-	-	-	-	-	-
Corwith Township, Precinct 1	-	-	-	-	-	-	-
Dover Township, Precinct 1	-	-	-	-	-	-	-
Elmira Township, Precinct 1	1336	344	214	214	100.00%	0	0.00%
Hayes Township, Precinct 1	217	53	33	33	100.00%	0	0.00%
Livingston Township, Precinct 1	623	161	108	107	99.07%	1	0.93%
Otsego Lake Township, Precinct 1	-	-	-	-	-	-	-
Otsego Lake Township, AVCB 2	-	-	-	-	-	-	-
Total	2176	558	355	354	99.72%	1	0.28%

Statement of Votes Cast
Otsego County, MI
2010 Primary
SOVC For Jurisdiction Wide, All Counters, All Races

	R Elmira PT Trustee						
	Reg. Voters	Times Counted	Total Votes	Dale R Holzschu (REP)		Write-In Votes	
Jurisdiction Wide							
City of Gaylord, Ward 1, Precinct 1	-	-	-	-	-	-	-
City of Gaylord, Ward 2, Precinct 2	-	-	-	-	-	-	-
City of Gaylord, Ward 3, Precinct 3	-	-	-	-	-	-	-
Bagley Township, Precinct 1	-	-	-	-	-	-	-
Bagley Township, Precinct 2	-	-	-	-	-	-	-
Bagley Township, AVCB 3	-	-	-	-	-	-	-
Charlton Township, Precinct 1	-	-	-	-	-	-	-
Chester Township, Precinct 1	-	-	-	-	-	-	-
Corwith Township, Precinct 1	-	-	-	-	-	-	-
Dover Township, Precinct 1	-	-	-	-	-	-	-
Elmira Township, Precinct 1	1336	344	203	202	99.51%	1	0.49%
Hayes Township, Precinct 1	-	-	-	-	-	-	-
Livingston Township, Precinct 1	-	-	-	-	-	-	-
Otsego Lake Township, Precinct 1	-	-	-	-	-	-	-
Otsego Lake Township, AVCB 2	-	-	-	-	-	-	-
Total	1336	344	203	202	99.51%	1	0.49%

Statement of Votes Cast
Otsego County, MI
2010 Primary
SOVC For Jurisdiction Wide, All Counters, All Races

	R Gaylord 1 Delegate								
	Reg. Voters	Times Counted	Total Votes	Bill Blaker (REP)		Thomas A. Wheeler (REP)		Write-In Votes	
Jurisdiction Wide									
City of Gaylord, Ward 1, Precinct 1	1078	157	133	65	48.87%	65	48.87%	3	2.26%
City of Gaylord, Ward 2, Precinct 2	-	-	-	-	-	-	-	-	-
City of Gaylord, Ward 3, Precinct 3	-	-	-	-	-	-	-	-	-
Bagley Township, Precinct 1	-	-	-	-	-	-	-	-	-
Bagley Township, Precinct 2	-	-	-	-	-	-	-	-	-
Bagley Township, AVCB 3	-	-	-	-	-	-	-	-	-
Charlton Township, Precinct 1	-	-	-	-	-	-	-	-	-
Chester Township, Precinct 1	-	-	-	-	-	-	-	-	-
Corwith Township, Precinct 1	-	-	-	-	-	-	-	-	-
Dover Township, Precinct 1	-	-	-	-	-	-	-	-	-
Elmira Township, Precinct 1	-	-	-	-	-	-	-	-	-
Hayes Township, Precinct 1	-	-	-	-	-	-	-	-	-
Livingston Township, Precinct 1	-	-	-	-	-	-	-	-	-
Otsego Lake Township, Precinct 1	-	-	-	-	-	-	-	-	-
Otsego Lake Township, AVCB 2	-	-	-	-	-	-	-	-	-
Total	1078	157	133	65	48.87%	65	48.87%	3	2.26%

Statement of Votes Cast
Otsego County, MI
2010 Primary
SOVC For Jurisdiction Wide, All Counters, All Races

	R Gaylord 2 Delegate						
	Reg. Voters	Times Counted	Total Votes	Mary Jergenson (REP)		Write-In Votes	
Jurisdiction Wide							
City of Gaylord, Ward 1, Precinct 1	-	-	-	-	-	-	-
City of Gaylord, Ward 2, Precinct 2	975	206	113	113	100.00%	0	0.00%
City of Gaylord, Ward 3, Precinct 3	-	-	-	-	-	-	-
Bagley Township, Precinct 1	-	-	-	-	-	-	-
Bagley Township, Precinct 2	-	-	-	-	-	-	-
Bagley Township, AVCB 3	-	-	-	-	-	-	-
Charlton Township, Precinct 1	-	-	-	-	-	-	-
Chester Township, Precinct 1	-	-	-	-	-	-	-
Corwith Township, Precinct 1	-	-	-	-	-	-	-
Dover Township, Precinct 1	-	-	-	-	-	-	-
Elmira Township, Precinct 1	-	-	-	-	-	-	-
Hayes Township, Precinct 1	-	-	-	-	-	-	-
Livingston Township, Precinct 1	-	-	-	-	-	-	-
Otsego Lake Township, Precinct 1	-	-	-	-	-	-	-
Otsego Lake Township, AVCB 2	-	-	-	-	-	-	-
Total	975	206	113	113	100.00%	0	0.00%

Statement of Votes Cast
Otsego County, MI
2010 Primary
SOVC For Jurisdiction Wide, All Counters, All Races

	R Gaylord 3 Delegate										
	Reg. Voters	Times Counted	Total Votes	James M. Flint (REP)		Janet A. Flint (REP)		Marie Kirt (REP)		Write-In Votes	
Jurisdiction Wide											
City of Gaylord, Ward 1, Precinct 1	-	-	-	-	-	-	-	-	-	-	-
City of Gaylord, Ward 2, Precinct 2	-	-	-	-	-	-	-	-	-	-	-
City of Gaylord, Ward 3, Precinct 3	770	226	289	91	31.49%	81	28.03%	115	39.79%	2	0.69%
Bagley Township, Precinct 1	-	-	-	-	-	-	-	-	-	-	-
Bagley Township, Precinct 2	-	-	-	-	-	-	-	-	-	-	-
Bagley Township, AVCB 3	-	-	-	-	-	-	-	-	-	-	-
Charlton Township, Precinct 1	-	-	-	-	-	-	-	-	-	-	-
Chester Township, Precinct 1	-	-	-	-	-	-	-	-	-	-	-
Corwith Township, Precinct 1	-	-	-	-	-	-	-	-	-	-	-
Dover Township, Precinct 1	-	-	-	-	-	-	-	-	-	-	-
Elmira Township, Precinct 1	-	-	-	-	-	-	-	-	-	-	-
Hayes Township, Precinct 1	-	-	-	-	-	-	-	-	-	-	-
Livingston Township, Precinct 1	-	-	-	-	-	-	-	-	-	-	-
Otsego Lake Township, Precinct 1	-	-	-	-	-	-	-	-	-	-	-
Otsego Lake Township, AVCB 2	-	-	-	-	-	-	-	-	-	-	-
Total	770	226	289	91	31.49%	81	28.03%	115	39.79%	2	0.69%

Statement of Votes Cast
Otsego County, MI
2010 Primary
SOVC For Jurisdiction Wide, All Counters, All Races

	R Bagley 1 Delegate						
	Reg. Voters	Times Counted	Total Votes	Matthew Rooyakker (REP)		Write-In Votes	
Jurisdiction Wide							
City of Gaylord, Ward 1, Precinct 1	-	-	-	-	-	-	-
City of Gaylord, Ward 2, Precinct 2	-	-	-	-	-	-	-
City of Gaylord, Ward 3, Precinct 3	-	-	-	-	-	-	-
Bagley Township, Precinct 1	2096	429	265	262	98.87%	3	1.13%
Bagley Township, Precinct 2	-	-	-	-	-	-	-
Bagley Township, AVCB 3	0	101	55	55	100.00%	0	0.00%
Charlton Township, Precinct 1	-	-	-	-	-	-	-
Chester Township, Precinct 1	-	-	-	-	-	-	-
Corwith Township, Precinct 1	-	-	-	-	-	-	-
Dover Township, Precinct 1	-	-	-	-	-	-	-
Elmira Township, Precinct 1	-	-	-	-	-	-	-
Hayes Township, Precinct 1	-	-	-	-	-	-	-
Livingston Township, Precinct 1	-	-	-	-	-	-	-
Otsego Lake Township, Precinct 1	-	-	-	-	-	-	-
Otsego Lake Township, AVCB 2	-	-	-	-	-	-	-
Total	2096	530	320	317	99.06%	3	0.94%

Statement of Votes Cast
Otsego County, MI
2010 Primary
SOVC For Jurisdiction Wide, All Counters, All Races

	R Bagley 2 Delegate										
	Reg. Voters	Times Counted	Total Votes	Kenneth R. Glasser (REP)		Lisa Huta (REP)		Robert M. Huta (REP)		Tom P. Roach	
Jurisdiction Wide											
City of Gaylord, Ward 1, Precinct 1	-	-	-	-	-	-	-	-	-	-	-
City of Gaylord, Ward 2, Precinct 2	-	-	-	-	-	-	-	-	-	-	-
City of Gaylord, Ward 3, Precinct 3	-	-	-	-	-	-	-	-	-	-	-
Bagley Township, Precinct 1	-	-	-	-	-	-	-	-	-	-	-
Bagley Township, Precinct 2	2536	379	423	209	49.41%	112	26.48%	97	22.93%	0	0.00%
Bagley Township, AVCB 3	0	191	215	99	46.05%	58	26.98%	54	25.12%	0	0.00%
Charlton Township, Precinct 1	-	-	-	-	-	-	-	-	-	-	-
Chester Township, Precinct 1	-	-	-	-	-	-	-	-	-	-	-
Corwith Township, Precinct 1	-	-	-	-	-	-	-	-	-	-	-
Dover Township, Precinct 1	-	-	-	-	-	-	-	-	-	-	-
Elmira Township, Precinct 1	-	-	-	-	-	-	-	-	-	-	-
Hayes Township, Precinct 1	-	-	-	-	-	-	-	-	-	-	-
Livingston Township, Precinct 1	-	-	-	-	-	-	-	-	-	-	-
Otsego Lake Township, Precinct 1	-	-	-	-	-	-	-	-	-	-	-
Otsego Lake Township, AVCB 2	-	-	-	-	-	-	-	-	-	-	-
Total	2536	570	638	308	48.28%	170	26.65%	151	23.67%	0	0.00%

Statement of Votes Cast
Otsego County, MI
2010 Primary
SOVC For Jurisdiction Wide, All Counters, All Races

	R Bagley 2 Delegate		R Charlton Delegate				
	Write-In Votes		Reg. Voters	Times Counted	Total Votes	Write-In Votes	
Jurisdiction Wide	-	-	-	-	-	-	-
City of Gaylord, Ward 1, Precinct 1	-	-	-	-	-	-	-
City of Gaylord, Ward 2, Precinct 2	-	-	-	-	-	-	-
City of Gaylord, Ward 3, Precinct 3	-	-	-	-	-	-	-
Bagley Township, Precinct 1	5	1.18%	-	-	-	-	-
Bagley Township, Precinct 2	4	1.86%	-	-	-	-	-
Bagley Township, AVCB 3	-	-	1148	330	9	9	100.00%
Charlton Township, Precinct 1	-	-	-	-	-	-	-
Chester Township, Precinct 1	-	-	-	-	-	-	-
Corwith Township, Precinct 1	-	-	-	-	-	-	-
Dover Township, Precinct 1	-	-	-	-	-	-	-
Elmira Township, Precinct 1	-	-	-	-	-	-	-
Hayes Township, Precinct 1	-	-	-	-	-	-	-
Livingston Township, Precinct 1	-	-	-	-	-	-	-
Otsego Lake Township, Precinct 1	-	-	-	-	-	-	-
Otsego Lake Township, AVCB 2	9	1.41%	1148	330	9	9	100.00%
Total							

Statement of Votes Cast
Otsego County, MI
2010 Primary
SOVC For Jurisdiction Wide, All Counters, All Races

	R Chester Delegate								
	Reg. Voters	Times Counted	Total Votes	Scott E. Chesley (REP)		Robert H. Harkness (REP)		Write-In Votes	
Jurisdiction Wide									
City of Gaylord, Ward 1, Precinct 1	-	-	-	-	-	-	-	-	-
City of Gaylord, Ward 2, Precinct 2	-	-	-	-	-	-	-	-	-
City of Gaylord, Ward 3, Precinct 3	-	-	-	-	-	-	-	-	-
Bagley Township, Precinct 1	-	-	-	-	-	-	-	-	-
Bagley Township, Precinct 2	-	-	-	-	-	-	-	-	-
Bagley Township, AVCB 3	-	-	-	-	-	-	-	-	-
Charlton Township, Precinct 1	-	-	-	-	-	-	-	-	-
Chester Township, Precinct 1	1093	290	247	92	37.25%	155	62.75%	0	0.00%
Corwith Township, Precinct 1	-	-	-	-	-	-	-	-	-
Dover Township, Precinct 1	-	-	-	-	-	-	-	-	-
Elmira Township, Precinct 1	-	-	-	-	-	-	-	-	-
Hayes Township, Precinct 1	-	-	-	-	-	-	-	-	-
Livingston Township, Precinct 1	-	-	-	-	-	-	-	-	-
Otsego Lake Township, Precinct 1	-	-	-	-	-	-	-	-	-
Otsego Lake Township, AVCB 2	-	-	-	-	-	-	-	-	-
Total	1093	290	247	92	37.25%	155	62.75%	0	0.00%

Statement of Votes Cast
Otsego County, MI
2010 Primary
SOVC For Jurisdiction Wide, All Counters, All Races

	R Corwith Delegate						
	Reg. Voters	Times Counted	Total Votes	Paul Sopsich (REP)		Write-In Votes	
Jurisdiction Wide							
City of Gaylord, Ward 1, Precinct 1	-	-	-	-	-	-	-
City of Gaylord, Ward 2, Precinct 2	-	-	-	-	-	-	-
City of Gaylord, Ward 3, Precinct 3	-	-	-	-	-	-	-
Bagley Township, Precinct 1	-	-	-	-	-	-	-
Bagley Township, Precinct 2	-	-	-	-	-	-	-
Bagley Township, AVCB 3	-	-	-	-	-	-	-
Charlton Township, Precinct 1	-	-	-	-	-	-	-
Chester Township, Precinct 1	-	-	-	-	-	-	-
Corwith Township, Precinct 1	1402	295	146	145	99.32%	1	0.68%
Dover Township, Precinct 1	-	-	-	-	-	-	-
Elmira Township, Precinct 1	-	-	-	-	-	-	-
Hayes Township, Precinct 1	-	-	-	-	-	-	-
Livingston Township, Precinct 1	-	-	-	-	-	-	-
Otsego Lake Township, Precinct 1	-	-	-	-	-	-	-
Otsego Lake Township, AVCB 2	-	-	-	-	-	-	-
Total	1402	295	146	145	99.32%	1	0.68%

Statement of Votes Cast
Otsego County, MI
2010 Primary
SOVC For Jurisdiction Wide, All Counters, All Races

	R Dover Delegate				
	Reg. Voters	Times Counted	Total Votes	Write-In Votes	
Jurisdiction Wide					
City of Gaylord, Ward 1, Precinct 1	-	-	-	-	-
City of Gaylord, Ward 2, Precinct 2	-	-	-	-	-
City of Gaylord, Ward 3, Precinct 3	-	-	-	-	-
Bagley Township, Precinct 1	-	-	-	-	-
Bagley Township, Precinct 2	-	-	-	-	-
Bagley Township, AVCB 3	-	-	-	-	-
Charlton Township, Precinct 1	-	-	-	-	-
Chester Township, Precinct 1	-	-	-	-	-
Corwith Township, Precinct 1	-	-	-	-	-
Dover Township, Precinct 1	481	146	1	1	100.00%
Elmira Township, Precinct 1	-	-	-	-	-
Hayes Township, Precinct 1	-	-	-	-	-
Livingston Township, Precinct 1	-	-	-	-	-
Otsego Lake Township, Precinct 1	-	-	-	-	-
Otsego Lake Township, AVCB 2	-	-	-	-	-
Total	481	146	1	1	100.00%

Statement of Votes Cast
Otsego County, MI
2010 Primary
SOVC For Jurisdiction Wide, All Counters, All Races

	R Elmira Delegate						
	Reg. Voters	Times Counted	Total Votes	William Boyce (REP)		Write-In Votes	
Jurisdiction Wide							
City of Gaylord, Ward 1, Precinct 1	-	-	-	-	-	-	-
City of Gaylord, Ward 2, Precinct 2	-	-	-	-	-	-	-
City of Gaylord, Ward 3, Precinct 3	-	-	-	-	-	-	-
Bagley Township, Precinct 1	-	-	-	-	-	-	-
Bagley Township, Precinct 2	-	-	-	-	-	-	-
Bagley Township, AVCB 3	-	-	-	-	-	-	-
Charlton Township, Precinct 1	-	-	-	-	-	-	-
Chester Township, Precinct 1	-	-	-	-	-	-	-
Corwith Township, Precinct 1	-	-	-	-	-	-	-
Dover Township, Precinct 1	-	-	-	-	-	-	-
Elmira Township, Precinct 1	1336	344	188	186	98.94%	2	1.06%
Hayes Township, Precinct 1	-	-	-	-	-	-	-
Livingston Township, Precinct 1	-	-	-	-	-	-	-
Otsego Lake Township, Precinct 1	-	-	-	-	-	-	-
Otsego Lake Township, AVCB 2	-	-	-	-	-	-	-
Total	1336	344	188	186	98.94%	2	1.06%

Statement of Votes Cast
Otsego County, MI
2010 Primary
SOVC For Jurisdiction Wide, All Counters, All Races

				R Hayes Delegate							
	Reg. Voters	Times Counted	Total Votes	Ruth McCoy (REP)		Kevin Sagasser (REP)		Gary Slawter (REP)		Write-In Votes	
Jurisdiction Wide											
City of Gaylord, Ward 1, Precinct 1	-	-	-	-	-	-	-	-	-	-	-
City of Gaylord, Ward 2, Precinct 2	-	-	-	-	-	-	-	-	-	-	-
City of Gaylord, Ward 3, Precinct 3	-	-	-	-	-	-	-	-	-	-	-
Bagley Township, Precinct 1	-	-	-	-	-	-	-	-	-	-	-
Bagley Township, Precinct 2	-	-	-	-	-	-	-	-	-	-	-
Bagley Township, AVCB 3	-	-	-	-	-	-	-	-	-	-	-
Charlton Township, Precinct 1	-	-	-	-	-	-	-	-	-	-	-
Chester Township, Precinct 1	-	-	-	-	-	-	-	-	-	-	-
Corwith Township, Precinct 1	-	-	-	-	-	-	-	-	-	-	-
Dover Township, Precinct 1	-	-	-	-	-	-	-	-	-	-	-
Elmira Township, Precinct 1	-	-	-	-	-	-	-	-	-	-	-
Hayes Township, Precinct 1	2077	537	538	158	29.37%	241	44.80%	130	24.16%	9	1.67%
Livingston Township, Precinct 1	-	-	-	-	-	-	-	-	-	-	-
Otsego Lake Township, Precinct 1	-	-	-	-	-	-	-	-	-	-	-
Otsego Lake Township, AVCB 2	-	-	-	-	-	-	-	-	-	-	-
Total	2077	537	538	158	29.37%	241	44.80%	130	24.16%	9	1.67%

Statement of Votes Cast
Otsego County, MI
2010 Primary
SOVC For Jurisdiction Wide, All Counters, All Races

	R Livingston Delegate						
	Reg. Voters	Times Counted	Total Votes	Barbi J. Aumiller		Write-In Votes	
Jurisdiction Wide							
City of Gaylord, Ward 1, Precinct 1	-	-	-	-	-	-	-
City of Gaylord, Ward 2, Precinct 2	-	-	-	-	-	-	-
City of Gaylord, Ward 3, Precinct 3	-	-	-	-	-	-	-
Bagley Township, Precinct 1	-	-	-	-	-	-	-
Bagley Township, Precinct 2	-	-	-	-	-	-	-
Bagley Township, AVCB 3	-	-	-	-	-	-	-
Charlton Township, Precinct 1	-	-	-	-	-	-	-
Chester Township, Precinct 1	-	-	-	-	-	-	-
Corwith Township, Precinct 1	-	-	-	-	-	-	-
Dover Township, Precinct 1	-	-	-	-	-	-	-
Elmira Township, Precinct 1	-	-	-	-	-	-	-
Hayes Township, Precinct 1	-	-	-	-	-	-	-
Livingston Township, Precinct 1	1949	514	11	3	27.27%	8	72.73%
Otsego Lake Township, Precinct 1	-	-	-	-	-	-	-
Otsego Lake Township, AVCB 2	-	-	-	-	-	-	-
Total	1949	514	11	3	27.27%	8	72.73%

Statement of Votes Cast
Otsego County, MI
2010 Primary
SOVC For Jurisdiction Wide, All Counters, All Races

				R Otsego Lk Delegate							
	Reg. Voters	Times Counted	Total Votes	Erma M. Backenstose (REP)		Daniel Blough (REP)		Ed Doss (REP)		Denise Pallarito (REP)	
Jurisdiction Wide											
City of Gaylord, Ward 1, Precinct 1	-	-	-	-	-	-	-	-	-	-	-
City of Gaylord, Ward 2, Precinct 2	-	-	-	-	-	-	-	-	-	-	-
City of Gaylord, Ward 3, Precinct 3	-	-	-	-	-	-	-	-	-	-	-
Bagley Township, Precinct 1	-	-	-	-	-	-	-	-	-	-	-
Bagley Township, Precinct 2	-	-	-	-	-	-	-	-	-	-	-
Bagley Township, AVCB 3	-	-	-	-	-	-	-	-	-	-	-
Charlton Township, Precinct 1	-	-	-	-	-	-	-	-	-	-	-
Chester Township, Precinct 1	-	-	-	-	-	-	-	-	-	-	-
Corwith Township, Precinct 1	-	-	-	-	-	-	-	-	-	-	-
Dover Township, Precinct 1	-	-	-	-	-	-	-	-	-	-	-
Elmira Township, Precinct 1	-	-	-	-	-	-	-	-	-	-	-
Hayes Township, Precinct 1	-	-	-	-	-	-	-	-	-	-	-
Livingston Township, Precinct 1	-	-	-	-	-	-	-	-	-	-	-
Otsego Lake Township, Precinct 1	2472	460	823	159	19.32%	107	13.00%	144	17.50%	114	13.85%
Otsego Lake Township, AVCB 2	0	296	547	119	21.76%	68	12.43%	92	16.82%	72	13.16%
Total	2472	756	1370	278	20.29%	175	12.77%	236	17.23%	186	13.58%

Statement of Votes Cast
Otsego County, MI
2010 Primary
SOVC For Jurisdiction Wide, All Counters, All Races

	R Otsego Lk Delegate					
	Robert T. Pallarito (REP)		Carrie Prendergast (REP)		Write-In Votes	
Jurisdiction Wide						
City of Gaylord, Ward 1, Precinct 1	-	-	-	-	-	-
City of Gaylord, Ward 2, Precinct 2	-	-	-	-	-	-
City of Gaylord, Ward 3, Precinct 3	-	-	-	-	-	-
Bagley Township, Precinct 1	-	-	-	-	-	-
Bagley Township, Precinct 2	-	-	-	-	-	-
Bagley Township, AVCB 3	-	-	-	-	-	-
Charlton Township, Precinct 1	-	-	-	-	-	-
Chester Township, Precinct 1	-	-	-	-	-	-
Corwith Township, Precinct 1	-	-	-	-	-	-
Dover Township, Precinct 1	-	-	-	-	-	-
Elmira Township, Precinct 1	-	-	-	-	-	-
Hayes Township, Precinct 1	-	-	-	-	-	-
Livingston Township, Precinct 1	-	-	-	-	-	-
Otsego Lake Township, Precinct 1	107	13.00%	188	22.84%	4	0.49%
Otsego Lake Township, AVCB 2	64	11.70%	125	22.85%	7	1.28%
Total	171	12.48%	313	22.85%	11	0.80%

Statement of Votes Cast
Otsego County, MI
2010 Primary
SOVC For Jurisdiction Wide, All Counters, All Races

	D Governor									
	Reg. Voters	Times Counted	Total Votes	Virg Bernero (DEM)		Andy Dillon (DEM)		Write-In Votes		
Jurisdiction Wide										
City of Gaylord, Ward 1, Precinct 1	1078	157	23	12	52.17%	11	47.83%	0	0.00%	
City of Gaylord, Ward 2, Precinct 2	975	206	26	13	50.00%	13	50.00%	0	0.00%	
City of Gaylord, Ward 3, Precinct 3	770	226	27	13	48.15%	13	48.15%	1	3.70%	
Bagley Township, Precinct 1	2096	429	49	32	65.31%	16	32.65%	1	2.04%	
Bagley Township, Precinct 2	2536	379	43	25	58.14%	18	41.86%	0	0.00%	
Bagley Township, AVCB 3	0	292	58	20	34.48%	38	65.52%	0	0.00%	
Charlton Township, Precinct 1	1148	330	44	26	59.09%	18	40.91%	0	0.00%	
Chester Township, Precinct 1	1093	290	29	16	55.17%	13	44.83%	0	0.00%	
Corwith Township, Precinct 1	1402	295	43	22	51.16%	21	48.84%	0	0.00%	
Dover Township, Precinct 1	481	146	19	10	52.63%	9	47.37%	0	0.00%	
Elmira Township, Precinct 1	1336	344	56	38	67.86%	18	32.14%	0	0.00%	
Hayes Township, Precinct 1	2077	537	79	36	45.57%	43	54.43%	0	0.00%	
Livingston Township, Precinct 1	1949	514	67	37	55.22%	30	44.78%	0	0.00%	
Otsego Lake Township, Precinct 1	2472	460	70	42	60.00%	28	40.00%	0	0.00%	
Otsego Lake Township, AVCB 2	0	296	44	8	18.18%	36	81.82%	0	0.00%	
Total	19413	4901	677	350	51.70%	325	48.01%	2	0.30%	

36

349

Statement of Votes Cast
Otsego County, MI
2010 Primary
SOVC For Jurisdiction Wide, All Counters, All Races

	D D1 Congress						
	Reg. Voters	Times Counted	Total Votes	Gary McDowell (DEM)		Write-In Votes	
Jurisdiction Wide							
City of Gaylord, Ward 1, Precinct 1	1078	157	22	22	100.00%	0	0.00%
City of Gaylord, Ward 2, Precinct 2	975	206	25	25	100.00%	0	0.00%
City of Gaylord, Ward 3, Precinct 3	770	226	24	24	100.00%	0	0.00%
Bagley Township, Precinct 1	2096	429	42	42	100.00%	0	0.00%
Bagley Township, Precinct 2	2536	379	37	37	100.00%	0	0.00%
Bagley Township, AVCB 3	0	292	51	51	100.00%	0	0.00%
Charlton Township, Precinct 1	1148	330	42	42	100.00%	0	0.00%
Chester Township, Precinct 1	1093	290	28	28	100.00%	0	0.00%
Corwith Township, Precinct 1	1402	295	34	34	100.00%	0	0.00%
Dover Township, Precinct 1	481	146	19	19	100.00%	0	0.00%
Elmira Township, Precinct 1	1336	344	52	52	100.00%	0	0.00%
Hayes Township, Precinct 1	2077	537	75	75	100.00%	0	0.00%
Livingston Township, Precinct 1	1949	514	61	61	100.00%	0	0.00%
Otsego Lake Township, Precinct 1	2472	460	63	63	100.00%	0	0.00%
Otsego Lake Township, AVCB 2	0	296	41	41	100.00%	0	0.00%
Total	19413	4901	616	616	100.00%	0	0.00%

60

615

Statement of Votes Cast
Otsego County, MI
2010 Primary
SOVC For Jurisdiction Wide, All Counters, All Races

	D D36 Senator						
	Reg. Voters	Times Counted	Total Votes	Andy Neumann (DEM)		Write-In Votes	
Jurisdiction Wide							
City of Gaylord, Ward 1, Precinct 1	1078	157	23	23	100.00%	0	0.00%
City of Gaylord, Ward 2, Precinct 2	975	206	24	24	100.00%	0	0.00%
City of Gaylord, Ward 3, Precinct 3	770	226	26	26	100.00%	0	0.00%
Bagley Township, Precinct 1	2096	429	42	42	100.00%	0	0.00%
Bagley Township, Precinct 2	2536	379	37	37	100.00%	0	0.00%
Bagley Township, AVCB 3	0	292	52	52	100.00%	0	0.00%
Charlton Township, Precinct 1	1148	330	42	42	100.00%	0	0.00%
Chester Township, Precinct 1	1093	290	28	28	100.00%	0	0.00%
Corwith Township, Precinct 1	1402	295	36	36	100.00%	0	0.00%
Dover Township, Precinct 1	481	146	19	19	100.00%	0	0.00%
Elmira Township, Precinct 1	1336	344	52	52	100.00%	0	0.00%
Hayes Township, Precinct 1	2077	537	76	76	100.00%	0	0.00%
Livingston Township, Precinct 1	1949	514	61	61	100.00%	0	0.00%
Otsego Lake Township, Precinct 1	2472	460	64	64	100.00%	0	0.00%
Otsego Lake Township, AVCB 2	0	296	42	41	97.62%	1	2.38%
Total	19413	4901	624	623	99.84%	1	0.16%

Statement of Votes Cast
Otsego County, MI
2010 Primary
SOVC For Jurisdiction Wide, All Counters, All Races

	D D105 Representative						
	Reg. Voters	Times Counted	Total Votes	Greg A. Dean (DEM)		Write-In Votes	
Jurisdiction Wide	1078	157	21	21	100.00%	0	0.00%
City of Gaylord, Ward 1, Precinct 1	975	206	24	24	100.00%	0	0.00%
City of Gaylord, Ward 2, Precinct 2	770	226	24	23	95.83%	1	4.17%
City of Gaylord, Ward 3, Precinct 3	2096	429	42	42	100.00%	0	0.00%
Bagley Township, Precinct 1	2536	379	36	36	100.00%	0	0.00%
Bagley Township, Precinct 2	0	292	51	51	100.00%	0	0.00%
Bagley Township, AVCB 3	1148	330	42	42	100.00%	0	0.00%
Charlton Township, Precinct 1	1093	290	27	27	100.00%	0	0.00%
Chester Township, Precinct 1	1402	295	36	36	100.00%	0	0.00%
Corwith Township, Precinct 1	481	146	16	16	100.00%	0	0.00%
Dover Township, Precinct 1	1336	344	50	50	100.00%	0	0.00%
Elmira Township, Precinct 1	2077	537	77	77	100.00%	0	0.00%
Hayes Township, Precinct 1	1949	514	61	59	96.72%	2	3.28%
Livingston Township, Precinct 1	2472	460	63	63	100.00%	0	0.00%
Otsego Lake Township, Precinct 1	0	296	40	40	100.00%	0	0.00%
Otsego Lake Township, AVCB 2	19413	4901	610	607	99.51%	3	0.49%
Total							

606

Statement of Votes Cast
Otsego County, MI
2010 Primary
SOVC For Jurisdiction Wide, All Counters, All Races

	D Road Commissioner					D DI Commissioner				
	Reg. Voters	Times Counted	Total Votes	Write-In Votes		Reg. Voters	Times Counted	Total Votes	Write-In Votes	
Jurisdiction Wide										
City of Gaylord, Ward 1, Precinct 1	1078	157	11	11	100.00%	1078	157	10	10	100.00%
City of Gaylord, Ward 2, Precinct 2	975	206	7	7	100.00%	-	-	-	-	-
City of Gaylord, Ward 3, Precinct 3	770	226	3	3	100.00%	770	226	2	2	100.00%
Bagley Township, Precinct 1	2096	429	7	7	100.00%	-	-	-	-	-
Bagley Township, Precinct 2	2536	379	9	9	100.00%	-	-	-	-	-
Bagley Township, AVCB 3	0	292	5	5	100.00%	-	-	-	-	-
Charlton Township, Precinct 1	1148	330	4	4	100.00%	-	-	-	-	-
Chester Township, Precinct 1	1093	290	4	4	100.00%	-	-	-	-	-
Corwith Township, Precinct 1	1402	295	4	4	100.00%	-	-	-	-	-
Dover Township, Precinct 1	481	146	4	4	100.00%	-	-	-	-	-
Elmira Township, Precinct 1	1336	344	3	3	100.00%	-	-	-	-	-
Hayes Township, Precinct 1	2077	537	11	11	100.00%	-	-	-	-	-
Livingston Township, Precinct 1	1949	514	8	8	100.00%	118	39	2	2	100.00%
Otsego Lake Township, Precinct 1	2472	460	12	12	100.00%	-	-	-	-	-
Otsego Lake Township, AVCB 2	0	296	1	1	100.00%	-	-	-	-	-
Total	19413	4901	93	93	100.00%	1966	422	14	14	100.00%

Statement of Votes Cast
Otsego County, MI
2010 Primary
SOVC For Jurisdiction Wide, All Counters, All Races

	D D2 Commissioner					D D3 Commissioner				
	Reg. Voters	Times Counted	Total Votes	Write-In Votes		Reg. Voters	Times Counted	Total Votes	Write-In Votes	
Jurisdiction Wide										
City of Gaylord, Ward 1, Precinct 1	-	-	-	-	-	-	-	-	-	-
City of Gaylord, Ward 2, Precinct 2	975	206	6	6	100.00%	-	-	-	-	-
City of Gaylord, Ward 3, Precinct 3	-	-	-	-	-	-	-	-	-	-
Bagley Township, Precinct 1	-	-	-	-	-	-	-	-	-	-
Bagley Township, Precinct 2	-	-	-	-	-	-	-	-	-	-
Bagley Township, AVCB 3	-	-	-	-	-	-	-	-	-	-
Charlton Township, Precinct 1	-	-	-	-	-	-	-	-	-	-
Chester Township, Precinct 1	-	-	-	-	-	-	-	-	-	-
Corwith Township, Precinct 1	-	-	-	-	-	1402	295	4	4	100.00%
Dover Township, Precinct 1	-	-	-	-	-	481	146	2	2	100.00%
Elmira Township, Precinct 1	-	-	-	-	-	-	-	-	-	-
Hayes Township, Precinct 1	-	-	-	-	-	-	-	-	-	-
Livingston Township, Precinct 1	1208	314	1	1	100.00%	-	-	-	-	-
Otsego Lake Township, Precinct 1	-	-	-	-	-	-	-	-	-	-
Otsego Lake Township, AVCB 2	-	-	-	-	-	-	-	-	-	-
Total	2183	520	7	7	100.00%	1883	441	6	6	100.00%

Statement of Votes Cast
Otsego County, MI
2010 Primary
SOVC For Jurisdiction Wide, All Counters, All Races

	D D4 Commissioner					D D5 Commissioner				
	Reg. Voters	Times Counted	Total Votes	Write-In Votes		Reg. Voters	Times Counted	Total Votes	Write-In Votes	
Jurisdiction Wide										
City of Gaylord, Ward 1, Precinct 1	-	-	-	-	-	-	-	-	-	-
City of Gaylord, Ward 2, Precinct 2	-	-	-	-	-	-	-	-	-	-
City of Gaylord, Ward 3, Precinct 3	-	-	-	-	-	-	-	-	-	-
Bagley Township, Precinct 1	-	-	-	-	-	-	-	-	-	-
Bagley Township, Precinct 2	-	-	-	-	-	-	-	-	-	-
Bagley Township, AVCB 3	-	-	-	-	-	-	-	-	-	-
Charlton Township, Precinct 1	1148	330	3	3	100.00%	-	-	-	-	-
Chester Township, Precinct 1	1093	290	3	3	100.00%	-	-	-	-	-
Corwith Township, Precinct 1	-	-	-	-	-	-	-	-	-	-
Dover Township, Precinct 1	-	-	-	-	-	-	-	-	-	-
Elmira Township, Precinct 1	-	-	-	-	-	-	-	-	-	-
Hayes Township, Precinct 1	-	-	-	-	-	-	-	-	-	-
Livingston Township, Precinct 1	-	-	-	-	-	-	-	-	-	-
Otsego Lake Township, Precinct 1	-	-	-	-	-	2472	460	11	11	100.00%
Otsego Lake Township, AVCB 2	-	-	-	-	-	0	296	0	0	-
Total	2241	620	6	6	100.00%	2472	756	11	11	100.00%

Statement of Votes Cast
Otsego County, MI
2010 Primary
SOVC For Jurisdiction Wide, All Counters, All Races

	D D6 Commissioner					D D7 Commissioner				
	Reg. Voters	Times Counted	Total Votes	Write-In Votes		Reg. Voters	Times Counted	Total Votes	Write-In Votes	
Jurisdiction Wide										
City of Gaylord, Ward 1, Precinct 1	-	-	-	-	-	-	-	-	-	-
City of Gaylord, Ward 2, Precinct 2	-	-	-	-	-	-	-	-	-	-
City of Gaylord, Ward 3, Precinct 3	-	-	-	-	-	-	-	-	-	-
Bagley Township, Precinct 1	149	7	0	0	-	1947	422	6	6	100.00%
Bagley Township, Precinct 2	2079	328	7	7	100.00%	-	-	-	-	-
Bagley Township, AVCB 3	0	175	5	5	100.00%	0	97	0	0	-
Charlton Township, Precinct 1	-	-	-	-	-	-	-	-	-	-
Chester Township, Precinct 1	-	-	-	-	-	-	-	-	-	-
Corwith Township, Precinct 1	-	-	-	-	-	-	-	-	-	-
Dover Township, Precinct 1	-	-	-	-	-	-	-	-	-	-
Elmira Township, Precinct 1	-	-	-	-	-	-	-	-	-	-
Hayes Township, Precinct 1	-	-	-	-	-	-	-	-	-	-
Livingston Township, Precinct 1	-	-	-	-	-	-	-	-	-	-
Otsego Lake Township, Precinct 1	-	-	-	-	-	-	-	-	-	-
Otsego Lake Township, AVCB 2	-	-	-	-	-	-	-	-	-	-
Total	2228	510	12	12	100.00%	1947	519	6	6	100.00%

Statement of Votes Cast
Otsego County, MI
2010 Primary
SOVC For Jurisdiction Wide, All Counters, All Races

	D D8 Commissioner						
	Reg. Voters	Times Counted	Total Votes	Kenneth Powers (DEM)		Write-In Votes	
Jurisdiction Wide							
City of Gaylord, Ward 1, Precinct 1	-	-	-	-	-	-	-
City of Gaylord, Ward 2, Precinct 2	-	-	-	-	-	-	-
City of Gaylord, Ward 3, Precinct 3	-	-	-	-	-	-	-
Bagley Township, Precinct 1	457	51	4	4	100.00%	0	0.00%
Bagley Township, Precinct 2	0	20	2	2	100.00%	0	0.00%
Bagley Township, AVCB 3	-	-	-	-	-	-	-
Charlton Township, Precinct 1	-	-	-	-	-	-	-
Chester Township, Precinct 1	-	-	-	-	-	-	-
Corwith Township, Precinct 1	-	-	-	-	-	-	-
Dover Township, Precinct 1	-	-	-	-	-	-	-
Elmira Township, Precinct 1	1860	484	62	62	100.00%	0	0.00%
Hayes Township, Precinct 1	-	-	-	-	-	-	-
Livingston Township, Precinct 1	-	-	-	-	-	-	-
Otsego Lake Township, Precinct 1	-	-	-	-	-	-	-
Otsego Lake Township, AVCB 2	2317	555	68	68	100.00%	0	0.00%
Total							

Statement of Votes Cast
Otsego County, MI
2010 Primary
SOVC For Jurisdiction Wide, All Counters, All Races

	D D9 Commissioner					D Elmira PT Trustee				
	Reg. Voters	Times Counted	Total Votes	Write-In Votes		Reg. Voters	Times Counted	Total Votes	Write-In Votes	
Jurisdiction Wide										
City of Gaylord, Ward 1, Precinct 1	-	-	-	-	-	-	-	-	-	-
City of Gaylord, Ward 2, Precinct 2	-	-	-	-	-	-	-	-	-	-
City of Gaylord, Ward 3, Precinct 3	-	-	-	-	-	-	-	-	-	-
Bagley Township, Precinct 1	-	-	-	-	-	-	-	-	-	-
Bagley Township, Precinct 2	-	-	-	-	-	-	-	-	-	-
Bagley Township, AVCB 3	-	-	-	-	-	-	-	-	-	-
Charlton Township, Precinct 1	-	-	-	-	-	-	-	-	-	-
Chester Township, Precinct 1	-	-	-	-	-	-	-	-	-	-
Corwith Township, Precinct 1	-	-	-	-	-	-	-	-	-	-
Dover Township, Precinct 1	-	-	-	-	-	-	-	-	-	-
Elmira Township, Precinct 1	1336	344	2	2	100.00%	1336	344	5	5	100.00%
Hayes Township, Precinct 1	217	53	1	1	100.00%	-	-	-	-	-
Livingston Township, Precinct 1	623	161	4	4	100.00%	-	-	-	-	-
Otsego Lake Township, Precinct 1	-	-	-	-	-	-	-	-	-	-
Otsego Lake Township, AVCB 2	-	-	-	-	-	-	-	-	-	-
Total	2176	558	7	7	100.00%	1336	344	5	5	100.00%

Statement of Votes Cast
Otsego County, MI
2010 Primary
SOVC For Jurisdiction Wide, All Counters, All Races

	D Gaylord 1 Delegate				D Gaylord 2 Delegate			
	Reg. Voters	Times Counted	Total Votes	Write-In Votes	Reg. Voters	Times Counted	Total Votes	Write-In Votes
Jurisdiction Wide					-	-	-	-
City of Gaylord, Ward 1, Precinct 1	1078	157	10	10 100.00%	975	206	6	6 100.00%
City of Gaylord, Ward 2, Precinct 2	-	-	-	-	-	-	-	-
City of Gaylord, Ward 3, Precinct 3	-	-	-	-	-	-	-	-
Bagley Township, Precinct 1	-	-	-	-	-	-	-	-
Bagley Township, Precinct 2	-	-	-	-	-	-	-	-
Bagley Township, AVCB 3	-	-	-	-	-	-	-	-
Charlton Township, Precinct 1	-	-	-	-	-	-	-	-
Chester Township, Precinct 1	-	-	-	-	-	-	-	-
Corwith Township, Precinct 1	-	-	-	-	-	-	-	-
Dover Township, Precinct 1	-	-	-	-	-	-	-	-
Elmira Township, Precinct 1	-	-	-	-	-	-	-	-
Hayes Township, Precinct 1	-	-	-	-	-	-	-	-
Livingston Township, Precinct 1	-	-	-	-	-	-	-	-
Otsego Lake Township, Precinct 1	-	-	-	-	-	-	-	-
Otsego Lake Township, AVCB 2	-	-	-	-	-	-	-	-
Total	1078	157	10	10 100.00%	975	206	6	6 100.00%

Statement of Votes Cast
Otsego County, MI
2010 Primary
SOVC For Jurisdiction Wide, All Counters, All Races

	D Gaylord 3 Delegate					D Bagley 1 Delegate				
	Reg. Voters	Times Counted	Total Votes	Write-In Votes		Reg. Voters	Times Counted	Total Votes	Write-In Votes	
Jurisdiction Wide										
City of Gaylord, Ward 1, Precinct 1	-	-	-	-	-	-	-	-	-	-
City of Gaylord, Ward 2, Precinct 2	-	-	-	-	-	-	-	-	-	-
City of Gaylord, Ward 3, Precinct 3	770	226	1	1	100.00%	-	-	-	-	-
Bagley Township, Precinct 1	-	-	-	-	-	2096	429	9	9	100.00%
Bagley Township, Precinct 2	-	-	-	-	-	-	-	-	-	-
Bagley Township, AVCB 3	-	-	-	-	-	0	101	0	0	-
Charlton Township, Precinct 1	-	-	-	-	-	-	-	-	-	-
Chester Township, Precinct 1	-	-	-	-	-	-	-	-	-	-
Corwith Township, Precinct 1	-	-	-	-	-	-	-	-	-	-
Dover Township, Precinct 1	-	-	-	-	-	-	-	-	-	-
Elmira Township, Precinct 1	-	-	-	-	-	-	-	-	-	-
Hayes Township, Precinct 1	-	-	-	-	-	-	-	-	-	-
Livingston Township, Precinct 1	-	-	-	-	-	-	-	-	-	-
Otsego Lake Township, Precinct 1	-	-	-	-	-	-	-	-	-	-
Otsego Lake Township, AVCB 2	-	-	-	-	-	-	-	-	-	-
Total	770	226	1	1	100.00%	2096	530	9	9	100.00%

Statement of Votes Cast
Otsego County, MI
2010 Primary
SOVC For Jurisdiction Wide, All Counters, All Races

	D Bagley 2 Delegate					D Charlton Delegate				
	Reg. Voters	Times Counted	Total Votes	Write-In Votes		Reg. Voters	Times Counted	Total Votes	Write-In Votes	
Jurisdiction Wide										
City of Gaylord, Ward 1, Precinct 1	-	-	-	-	-	-	-	-	-	-
City of Gaylord, Ward 2, Precinct 2	-	-	-	-	-	-	-	-	-	-
City of Gaylord, Ward 3, Precinct 3	-	-	-	-	-	-	-	-	-	-
Bagley Township, Precinct 1	-	-	-	-	-	-	-	-	-	-
Bagley Township, Precinct 2	2536	379	13	13	100.00%	-	-	-	-	-
Bagley Township, AVCB 3	0	191	7	7	100.00%	-	-	-	-	-
Charlton Township, Precinct 1	-	-	-	-	-	1148	330	3	3	100.00%
Chester Township, Precinct 1	-	-	-	-	-	-	-	-	-	-
Corwith Township, Precinct 1	-	-	-	-	-	-	-	-	-	-
Dover Township, Precinct 1	-	-	-	-	-	-	-	-	-	-
Elmira Township, Precinct 1	-	-	-	-	-	-	-	-	-	-
Hayes Township, Precinct 1	-	-	-	-	-	-	-	-	-	-
Livingston Township, Precinct 1	-	-	-	-	-	-	-	-	-	-
Otsego Lake Township, Precinct 1	-	-	-	-	-	-	-	-	-	-
Otsego Lake Township, AVCB 2	-	-	-	-	-	-	-	-	-	-
Total	2536	570	20	20	100.00%	1148	330	3	3	100.00%

Statement of Votes Cast
Otsego County, MI
2010 Primary
SOVC For Jurisdiction Wide, All Counters, All Races

	D Chester Township						
	Reg. Voters	Times Counted	Total Votes	William Light (DEM)		Write-In Votes	
Jurisdiction Wide							
City of Gaylord, Ward 1, Precinct 1	-	-	-	-	-	-	-
City of Gaylord, Ward 2, Precinct 2	-	-	-	-	-	-	-
City of Gaylord, Ward 3, Precinct 3	-	-	-	-	-	-	-
Bagley Township, Precinct 1	-	-	-	-	-	-	-
Bagley Township, Precinct 2	-	-	-	-	-	-	-
Bagley Township, AVCB 3	-	-	-	-	-	-	-
Charlton Township, Precinct 1	-	-	-	-	-	-	-
Chester Township, Precinct 1	1093	290	25	25	100.00%	0	0.00%
Corwith Township, Precinct 1	-	-	-	-	-	-	-
Dover Township, Precinct 1	-	-	-	-	-	-	-
Elmira Township, Precinct 1	-	-	-	-	-	-	-
Hayes Township, Precinct 1	-	-	-	-	-	-	-
Livingston Township, Precinct 1	-	-	-	-	-	-	-
Otsego Lake Township, Precinct 1	-	-	-	-	-	-	-
Otsego Lake Township, AVCB 2	-	-	-	-	-	-	-
Total	1093	290	25	25	100.00%	0	0.00%

Statement of Votes Cast
Otsego County, MI
2010 Primary
SOVC For Jurisdiction Wide, All Counters, All Races

	D Corwith Delegate					D Dover Delegate				
	Reg. Voters	Times Counted	Total Votes	Write-In Votes		Reg. Voters	Times Counted	Total Votes	Write-In Votes	
Jurisdiction Wide										
City of Gaylord, Ward 1, Precinct 1	-	-	-	-	-	-	-	-	-	-
City of Gaylord, Ward 2, Precinct 2	-	-	-	-	-	-	-	-	-	-
City of Gaylord, Ward 3, Precinct 3	-	-	-	-	-	-	-	-	-	-
Bagley Township, Precinct 1	-	-	-	-	-	-	-	-	-	-
Bagley Township, Precinct 2	-	-	-	-	-	-	-	-	-	-
Bagley Township, AVCB 3	-	-	-	-	-	-	-	-	-	-
Charlton Township, Precinct 1	-	-	-	-	-	-	-	-	-	-
Chester Township, Precinct 1	-	-	-	-	-	-	-	-	-	-
Corwith Township, Precinct 1	1402	295	4	4	100.00%	481	146	3	3	100.00%
Dover Township, Precinct 1	-	-	-	-	-	-	-	-	-	-
Elmira Township, Precinct 1	-	-	-	-	-	-	-	-	-	-
Hayes Township, Precinct 1	-	-	-	-	-	-	-	-	-	-
Livingston Township, Precinct 1	-	-	-	-	-	-	-	-	-	-
Otsego Lake Township, Precinct 1	-	-	-	-	-	-	-	-	-	-
Otsego Lake Township, AVCB 2	-	-	-	-	-	-	-	-	-	-
Total	1402	295	4	4	100.00%	481	146	3	3	100.00%

Statement of Votes Cast
Otsego County, MI
2010 Primary
SOVC For Jurisdiction Wide, All Counters, All Races

	D Elmira Delegate				
	Reg. Voters	Times Counted	Total Votes	Write-In Votes	
Jurisdiction Wide					
City of Gaylord, Ward 1, Precinct 1	-	-	-	-	-
City of Gaylord, Ward 2, Precinct 2	-	-	-	-	-
City of Gaylord, Ward 3, Precinct 3	-	-	-	-	-
Bagley Township, Precinct 1	-	-	-	-	-
Bagley Township, Precinct 2	-	-	-	-	-
Bagley Township, AVCB 3	-	-	-	-	-
Charlton Township, Precinct 1	-	-	-	-	-
Chester Township, Precinct 1	-	-	-	-	-
Corwith Township, Precinct 1	-	-	-	-	-
Dover Township, Precinct 1	-	-	-	-	-
Elmira Township, Precinct 1	1336	344	4	4	100.00%
Hayes Township, Precinct 1	-	-	-	-	-
Livingston Township, Precinct 1	-	-	-	-	-
Otsego Lake Township, Precinct 1	-	-	-	-	-
Otsego Lake Township, AVCB 2	-	-	-	-	-
Total	1336	344	4	4	100.00%

Statement of Votes Cast
Otsego County, MI
2010 Primary
SOVC For Jurisdiction Wide, All Counters, All Races

	D Hayes Delegate						
	Reg. Voters	Times Counted	Total Votes	Carol Lesor (DEM)		Write-In Votes	
Jurisdiction Wide							
City of Gaylord, Ward 1, Precinct 1	-	-	-	-	-	-	-
City of Gaylord, Ward 2, Precinct 2	-	-	-	-	-	-	-
City of Gaylord, Ward 3, Precinct 3	-	-	-	-	-	-	-
Bagley Township, Precinct 1	-	-	-	-	-	-	-
Bagley Township, Precinct 2	-	-	-	-	-	-	-
Bagley Township, AVCB 3	-	-	-	-	-	-	-
Charlton Township, Precinct 1	-	-	-	-	-	-	-
Chester Township, Precinct 1	-	-	-	-	-	-	-
Corwith Township, Precinct 1	-	-	-	-	-	-	-
Dover Township, Precinct 1	-	-	-	-	-	-	-
Elmira Township, Precinct 1	-	-	-	-	-	-	-
Hayes Township, Precinct 1	2077	537	67	67	100.00%	0	0.00%
Livingston Township, Precinct 1	-	-	-	-	-	-	-
Otsego Lake Township, Precinct 1	-	-	-	-	-	-	-
Otsego Lake Township, AVCB 2	-	-	-	-	-	-	-
Total	2077	537	67	67	100.00%	0	0.00%

Statement of Votes Cast
Otsego County, MI
2010 Primary
SOVC For Jurisdiction Wide, All Counters, All Races

	D Livingston Delegate					D Otsego Lk Delegate				
	Reg. Voters	Times Counted	Total Votes	Write-In Votes		Reg. Voters	Times Counted	Total Votes	Write-In Votes	
Jurisdiction Wide										
City of Gaylord, Ward 1, Precinct 1	-	-	-	-	-	-	-	-	-	-
City of Gaylord, Ward 2, Precinct 2	-	-	-	-	-	-	-	-	-	-
City of Gaylord, Ward 3, Precinct 3	-	-	-	-	-	-	-	-	-	-
Bagley Township, Precinct 1	-	-	-	-	-	-	-	-	-	-
Bagley Township, Precinct 2	-	-	-	-	-	-	-	-	-	-
Bagley Township, AVCB 3	-	-	-	-	-	-	-	-	-	-
Charlton Township, Precinct 1	-	-	-	-	-	-	-	-	-	-
Chester Township, Precinct 1	-	-	-	-	-	-	-	-	-	-
Corwith Township, Precinct 1	-	-	-	-	-	-	-	-	-	-
Dover Township, Precinct 1	-	-	-	-	-	-	-	-	-	-
Elmira Township, Precinct 1	-	-	-	-	-	-	-	-	-	-
Hayes Township, Precinct 1	-	-	-	-	-	-	-	-	-	-
Livingston Township, Precinct 1	1949	514	12	12	100.00%	-	-	-	-	-
Otsego Lake Township, Precinct 1	-	-	-	-	-	2472	460	14	14	100.00%
Otsego Lake Township, AVCB 2	-	-	-	-	-	0	296	0	0	-
Total	1949	514	12	12	100.00%	2472	756	14	14	100.00%

Statement of Votes Cast
Otsego County, MI
2010 Primary
SOVC For Jurisdiction Wide, All Counters, All Races

	County ParksRec Prop						
	Reg. Voters	Times Counted	Total Votes	YES		NO	
Jurisdiction Wide							
City of Gaylord, Ward 1, Precinct 1	1078	157	111	87	78.38%	24	21.62%
City of Gaylord, Ward 2, Precinct 2	975	206	179	130	72.63%	49	27.37%
City of Gaylord, Ward 3, Precinct 3	770	226	189	142	75.13%	47	24.87%
Bagley Township, Precinct 1	2096	429	400	316	79.00%	84	21.00%
Bagley Township, Precinct 2	2536	379	328	250	76.22%	78	23.78%
Bagley Township, AVCB 3	0	292	243	170	69.96%	73	30.04%
Charlton Township, Precinct 1	1148	330	270	158	58.52%	112	41.48%
Chester Township, Precinct 1	1093	290	245	166	67.76%	79	32.24%
Corwith Township, Precinct 1	1402	295	246	128	52.03%	118	47.97%
Dover Township, Precinct 1	481	146	125	80	64.00%	45	36.00%
Elmira Township, Precinct 1	1336	344	296	214	72.30%	82	27.70%
Hayes Township, Precinct 1	2077	537	472	324	68.64%	148	31.36%
Livingston Township, Precinct 1	1949	514	425	334	78.59%	91	21.41%
Otsego Lake Township, Precinct 1	2472	460	414	343	82.85%	71	17.15%
Otsego Lake Township, AVCB 2	0	296	239	196	82.01%	43	17.99%
Total	19413	4901	4182	3038	72.64%	1144	27.36%

3037

92

THE WHOLE NUMBER OF VOTES GIVEN: R Governor
WAS 4050 (OF WHICH)

Mike Bouchard (REP)	RECEIVED	384
Mike Cox (REP)	RECEIVED	970
Tom George (REP)	RECEIVED	49
Pete Hoekstra (REP)	RECEIVED	931
Rick Snyder (REP)	RECEIVED	1714
Write-In Votes	RECEIVED	2

THE WHOLE NUMBER OF VOTES GIVEN: R D1 Congress
WAS 3797 (OF WHICH)

Jason Allen (REP)	RECEIVED	1769
Dan Benishek (REP)	RECEIVED	1022
Patrick Donlon (REP)	RECEIVED	175
Linda Goldthorpe (REP)	RECEIVED	223
Don Hooper (REP)	RECEIVED	124 135
Tom Stillings (REP)	RECEIVED	480
Write-In Votes	RECEIVED	4

THE WHOLE NUMBER OF VOTES GIVEN: R D36 Senator
WAS 2897 (OF WHICH)

2867

John Moolenaar (REP)	RECEIVED	2867
Write-In Votes	RECEIVED	30

THE WHOLE NUMBER OF VOTES GIVEN: R D105 Representative
WAS 3942 (OF WHICH)

Barry Anderson (REP)	RECEIVED	95
Tim Boyko (REP)	RECEIVED	321
Triston Cole (REP)	RECEIVED	909
Kenneth R. Glasser (REP)	RECEIVED	1355
Dennis Lennox (REP)	RECEIVED	287 3935
Greg MacMaster (REP)	RECEIVED	969
Write-In Votes	RECEIVED	6

THE WHOLE NUMBER OF VOTES GIVEN: R Road Commissioner
WAS 3677 (OF WHICH)

Donald R. Huff (REP)	RECEIVED	921
Gary A. Johnson (REP)	RECEIVED	471
Randy Samkowiak (REP)	RECEIVED	1090
Roberta Tholl (REP)	RECEIVED	1191
Write-In Votes	RECEIVED	4

THE WHOLE NUMBER OF VOTES GIVEN: R D1 Commissioner
WAS 242 (OF WHICH)

Clark W. Bates (REP)	RECEIVED	240

Write-In Votes	RECEIVED	2

THE WHOLE NUMBER OF VOTES GIVEN: R D2 Commissioner WAS 309 (OF WHICH)

Paul M. Beachnau (REP)	RECEIVED	303
Write-In Votes	RECEIVED	6

THE WHOLE NUMBER OF VOTES GIVEN: R D3 Commissioner WAS 248 (OF WHICH)

Paul Liss (REP)	RECEIVED	248
Write-In Votes	RECEIVED	0

THE WHOLE NUMBER OF VOTES GIVEN: R D4 Commissioner WAS 477 (OF WHICH)

Robert H. Harkness (REP)	RECEIVED	167
Lee Olsen (REP)	RECEIVED	309
Write-In Votes	RECEIVED	1

THE WHOLE NUMBER OF VOTES GIVEN: R D5 Commissioner WAS 460 (OF WHICH)

Erma M. Backenstose (REP)	RECEIVED	458
Write-In Votes	RECEIVED	2

THE WHOLE NUMBER OF VOTES GIVEN: R D6 Commissioner WAS 301 (OF WHICH)

Richard Sumerix (REP)	RECEIVED	293
Write-In Votes	RECEIVED	8

THE WHOLE NUMBER OF VOTES GIVEN: R D7 Commissioner WAS 336 (OF WHICH)

Douglas Johnson (REP)	RECEIVED	335
Write-In Votes	RECEIVED	1

THE WHOLE NUMBER OF VOTES GIVEN: R D8 Commissioner WAS 329 (OF WHICH)

Ken Borton (REP)	RECEIVED	323
Write-In Votes	RECEIVED	6

THE WHOLE NUMBER OF VOTES GIVEN: R D9 Commissioner WAS 355 (OF WHICH)

Bruce Brown (REP)	RECEIVED	354
Write-In Votes	RECEIVED	1

THE WHOLE NUMBER OF VOTES GIVEN: R Elmira PT Trustee WAS 203 (OF WHICH)

Dale R Holzschu (REP)	RECEIVED	202
Write-In Votes	RECEIVED	1

THE WHOLE NUMBER OF VOTES GIVEN: R Gaylord 1 Delegate WAS 133 (OF WHICH)

Bill Blaker (REP)	RECEIVED	65
Thomas A. Wheeler (REP)	RECEIVED	65
Write-In Votes	RECEIVED	3

THE WHOLE NUMBER OF VOTES GIVEN: R Gaylord 2 Delegate WAS 113 (OF WHICH)

Mary Jergenson (REP)	RECEIVED	113
Write-In Votes	RECEIVED	0

THE WHOLE NUMBER OF VOTES GIVEN: R Gaylord 3 Delegate WAS 289 (OF WHICH)

James M. Flint (REP)	RECEIVED	91
Janet A. Flint (REP)	RECEIVED	81
Marie Kirt (REP)	RECEIVED	115
Write-In Votes	RECEIVED	2

THE WHOLE NUMBER OF VOTES GIVEN: R Bagley 1 Delegate WAS 320 (OF WHICH)

Matthew Rooyakker (REP)	RECEIVED	317
Write-In Votes	RECEIVED	3

THE WHOLE NUMBER OF VOTES GIVEN: R Bagley 2 Delegate WAS 638 (OF WHICH)

Kenneth R. Glasser (REP)	RECEIVED	308
Lisa Huta (REP)	RECEIVED	170
Robert M. Huta (REP)	RECEIVED	151
Tom P. Roach	RECEIVED	0
Write-In Votes	RECEIVED	9

THE WHOLE NUMBER OF VOTES GIVEN: R Charlton Delegate WAS 9 (OF WHICH)

Write-In Votes	RECEIVED	9

THE WHOLE NUMBER OF VOTES GIVEN: R Chester Delegate WAS 247 (OF WHICH)

Scott E. Chesley (REP)	RECEIVED	92
Robert H. Harkness (REP)	RECEIVED	155
Write-In Votes	RECEIVED	0

THE WHOLE NUMBER OF VOTES GIVEN: R Corwith Delegate

WAS 146 (OF WHICH)

Paul Sopsich (REP)	RECEIVED	145
Write-In Votes	RECEIVED	1

THE WHOLE NUMBER OF VOTES GIVEN: R Dover Delegate
WAS 1 (OF WHICH)

Write-In Votes	RECEIVED	1

THE WHOLE NUMBER OF VOTES GIVEN: R Elmira Delegate
WAS 188 (OF WHICH)

William Boyce (REP)	RECEIVED	186
Write-In Votes	RECEIVED	2

THE WHOLE NUMBER OF VOTES GIVEN: R Hayes Delegate
WAS 538 (OF WHICH)

Ruth McCoy (REP)	RECEIVED	158
Kevin Sagasser (REP)	RECEIVED	241
Gary Slawter (REP)	RECEIVED	130
Write-In Votes	RECEIVED	9

THE WHOLE NUMBER OF VOTES GIVEN: R Livingston Delegate
WAS 11 (OF WHICH)

Barbi J. Aumiller	RECEIVED	3
Write-In Votes	RECEIVED	8

THE WHOLE NUMBER OF VOTES GIVEN: R Otsego Lk Delegate
WAS 1370 (OF WHICH)

Erma M. Backenstose (REP)	RECEIVED	278
Daniel Blough (REP)	RECEIVED	175
Ed Doss (REP)	RECEIVED	236
Denise Pallarito (REP)	RECEIVED	186
Robert T. Pallarito (REP)	RECEIVED	171
Carrie Prendergast (REP)	RECEIVED	313
Write-In Votes	RECEIVED	11

THE WHOLE NUMBER OF VOTES GIVEN: D Governor
WAS 677 (OF WHICH)

Virg Bernero (DEM)	RECEIVED	350
Andy Dillon (DEM)	RECEIVED	325
Write-In Votes	RECEIVED	2

THE WHOLE NUMBER OF VOTES GIVEN: D D1 Congress
WAS 616 (OF WHICH)

Gary McDowell (DEM)	RECEIVED	616
Write-In Votes	RECEIVED	0

THE WHOLE NUMBER OF VOTES GIVEN: D D36 Senator WAS 624 (OF WHICH)

Andy Neumann (DEM)	RECEIVED	623
Write-In Votes	RECEIVED	1

THE WHOLE NUMBER OF VOTES GIVEN: D D105 Representative WAS 610 (OF WHICH)

Greg A. Dean (DEM)	RECEIVED	607
Write-In Votes	RECEIVED	3

THE WHOLE NUMBER OF VOTES GIVEN: D Road Commissioner WAS 93 (OF WHICH)

Write-In Votes	RECEIVED	93

THE WHOLE NUMBER OF VOTES GIVEN: D D1 Commissioner WAS 14 (OF WHICH)

Write-In Votes	RECEIVED	14

THE WHOLE NUMBER OF VOTES GIVEN: D D2 Commissioner WAS 7 (OF WHICH)

Write-In Votes	RECEIVED	7

THE WHOLE NUMBER OF VOTES GIVEN: D D3 Commissioner WAS 6 (OF WHICH)

Write-In Votes	RECEIVED	6

THE WHOLE NUMBER OF VOTES GIVEN: D D4 Commissioner WAS 6 (OF WHICH)

Write-In Votes	RECEIVED	6

THE WHOLE NUMBER OF VOTES GIVEN: D D5 Commissioner WAS 11 (OF WHICH)

Write-In Votes	RECEIVED	11

THE WHOLE NUMBER OF VOTES GIVEN: D D6 Commissioner WAS 12 (OF WHICH)

Write-In Votes	RECEIVED	12

THE WHOLE NUMBER OF VOTES GIVEN: D D7 Commissioner WAS 6 (OF WHICH)

Write-In Votes	RECEIVED	6

THE WHOLE NUMBER OF VOTES GIVEN: D D8 Commissioner WAS 68 (OF WHICH)

Kenneth Powers (DEM)	RECEIVED	68
Write-In Votes	RECEIVED	0

THE WHOLE NUMBER OF VOTES GIVEN: D D9 Commissioner WAS 7 (OF WHICH)

Write-In Votes	RECEIVED	7

THE WHOLE NUMBER OF VOTES GIVEN: D Elmira PT Trustee WAS 5 (OF WHICH)

Write-In Votes	RECEIVED	5

THE WHOLE NUMBER OF VOTES GIVEN: D Gaylord 1 Delegate WAS 10 (OF WHICH)

Write-In Votes	RECEIVED	10

THE WHOLE NUMBER OF VOTES GIVEN: D Gaylord 2 Delegate WAS 6 (OF WHICH)

Write-In Votes	RECEIVED	6

THE WHOLE NUMBER OF VOTES GIVEN: D Gaylord 3 Delegate WAS 1 (OF WHICH)

Write-In Votes	RECEIVED	1

THE WHOLE NUMBER OF VOTES GIVEN: D Bagley 1 Delegate WAS 9 (OF WHICH)

Write-In Votes	RECEIVED	9

THE WHOLE NUMBER OF VOTES GIVEN: D Bagley 2 Delegate WAS 20 (OF WHICH)

Write-In Votes	RECEIVED	20

THE WHOLE NUMBER OF VOTES GIVEN: D Charlton Delegate WAS 3 (OF WHICH)

Write-In Votes	RECEIVED	3

THE WHOLE NUMBER OF VOTES GIVEN: D Chester Township WAS 25 (OF WHICH)

William Light (DEM)	RECEIVED	25
Write-In Votes	RECEIVED	0

THE WHOLE NUMBER OF VOTES GIVEN: D Corwith Delegate

WAS 4 (OF WHICH)

Write-In Votes	RECEIVED	4

THE WHOLE NUMBER OF VOTES GIVEN: D Dover Delegate
WAS 3 (OF WHICH)

Write-In Votes	RECEIVED	3

THE WHOLE NUMBER OF VOTES GIVEN: D Elmira Delegate
WAS 4 (OF WHICH)

Write-In Votes	RECEIVED	4

THE WHOLE NUMBER OF VOTES GIVEN: D Hayes Delegate
WAS 67 (OF WHICH)

Carol Leser (DEM)	RECEIVED	67
Write-In Votes	RECEIVED	0

THE WHOLE NUMBER OF VOTES GIVEN: D Livingston Delegate
WAS 12 (OF WHICH)

Write-In Votes	RECEIVED	12

THE WHOLE NUMBER OF VOTES GIVEN: D Otsego Lk Delegate
WAS 14 (OF WHICH)

Write-In Votes	RECEIVED	14

THE WHOLE NUMBER OF VOTES GIVEN: County ParksRec Prop
WAS 4182 (OF WHICH)

YES	RECEIVED	3038 3037
NO	RECEIVED	1144

Connie Blotske, Board of Canvasser

William Light, Board of Canvasser

Nancy Stecker, Board of Canvasser

Salvatore Candela, Board of Canvasser

Susan I. DeFeyter, Otsego County Clerk

August 03, 2010 August Primary Election (Official)

Precinct Report | Back to Election List

Summary Report

ELECTION SUMMARY — PRIMARY ELECTION — OFFICIAL RESULTS
RUN DATE:08/18/10 — OTTAWA COUNTY, MICHIGAN
RUN TIME:11:27 AM — AUGUST 3, 2010
STATISTICS

	VOTES	PERCENT
PRECINCTS COUNTED (OF 113)	113	100.00
REGISTERED VOTERS - TOTAL	181,865	
BALLOTS CAST - TOTAL	58,598	
BALLOTS CAST - REPUBLICAN	52,616	89.79
BALLOTS CAST - DEMOCRATIC	4,556	7.78
BALLOTS CAST - NONPARTISAN	1,426	2.43
VOTER TURNOUT - TOTAL		32.22

********** (Republican) **********

GOVERNOR
Vote for not more than 1
(WITH 113 OF 113 PRECINCTS COUNTED)

Mike Bouchard	1,870	3.57
Mike Cox	7,751	14.80
Pete Hoekstra	31,030	59.24
Tom George	411	.78
Rick Snyder	11,297	21.57
WRITE-IN	17	.03

REPRESENTATIVE IN CONGRESS 2ND DISTRICT
Vote for not more than 1
(WITH 113 OF 113 PRECINCTS COUNTED)

Bill Cooper	5,553	10.83
Bill Huizenga	14,836	28.92
Wayne D. Kuipers	14,416	28.10
Chris Larson	479	.93
Field Reichardt	2,559	4.99
Jay Riemersma	12,829	25.01
Ted Schendel	595	1.16
WRITE-IN	29	.06

STATE SENATOR 30TH DISTRICT

Vote for not more than 1
(WITH 109 OF 109 PRECINCTS COUNTED)

Arlan B. Meekhof	24,149	51.62
Timothy O'Donnell	3,791	8.10
Brett VanderKamp	18,790	40.16
WRITE-IN	55	.12

STATE REPRESENTATIVE 74TH DISTRICT
Vote for not more than 1
(WITH 30 OF 30 PRECINCTS COUNTED)

Dave Agema	12,081	99.48
WRITE-IN	63	.52

STATE REPRESENTATIVE 89TH DISTRICT
Vote for not more than 1
(WITH 39 OF 39 PRECINCTS COUNTED)

William Easterling, Jr.	543	3.55
Sec Garcia	1,005	6.56
Brandon M. Hall	337	2.20
John McNeil	1,826	11.92
Jeffrey Meyer	1,410	9.21
David Miller	1,730	11.30
John Nash	2,658	17.36
Amanda Price	5,779	37.74
WRITE-IN	25	.16

STATE REPRESENTATIVE 90TH DISTRICT
Vote for not more than 1
(WITH 39 OF 39 PRECINCTS COUNTED)

Joe Haveman	14,313	99.51
WRITE-IN	70	.49

STATE REPRESENTATIVE 91ST DISTRICT
Vote for not more than 1
(WITH 1 OF 1 PRECINCTS COUNTED)

Holly Hughes	113	32.19
Ken Punter	237	67.52
WRITE-IN	1	.28

COUNTY COMMISSIONER 1ST DISTRICT
Vote for not more than 1
(WITH 11 OF 11 PRECINCTS COUNTED)

Glenn Bareman	943	19.98
Gerald L. Hunsburger	1,692	35.85
Stu Visser	2,076	43.98
WRITE-IN	9	.19

COUNTY COMMISSIONER 2ND DISTRICT
Vote for not more than 1
(WITH 10 OF 10 PRECINCTS COUNTED)

Philip Kuyers	2,591	99.12
WRITE-IN.	23	.88

COUNTY COMMISSIONER 3RD DISTRICT
Vote for not more than 1
(WITH 9 OF 9 PRECINCTS COUNTED)

Dennis Swartout	2,942	99.16
WRITE-IN.	25	.84

COUNTY COMMISSIONER 4TH DISTRICT
Vote for not more than 1
(WITH 10 OF 10 PRECINCTS COUNTED)

Jane M. Ruiter.	3,155	98.93
WRITE-IN.	34	1.07

COUNTY COMMISSIONER 5TH DISTRICT
Vote for not more than 1
(WITH 10 OF 10 PRECINCTS COUNTED)

Greg DeJong.	1,740	51.68
Matthew Hehl	1,626	48.29
WRITE-IN.	1	.03

COUNTY COMMISSIONER 6TH DISTRICT
Vote for not more than 1
(WITH 10 OF 10 PRECINCTS COUNTED)

Roger Rycenga	3,075	75.55
Greg Golembiewski.	982	24.13
WRITE-IN.	13	.32

COUNTY COMMISSIONER 7TH DISTRICT
Vote for not more than 1
(WITH 9 OF 9 PRECINCTS COUNTED)

Joseph S. Bauman	1,587	54.93
Kelly J. Israels	1,297	44.89
WRITE-IN.	5	.17

COUNTY COMMISSIONER 8TH DISTRICT
Vote for not more than 1
(WITH 8 OF 8 PRECINCTS COUNTED)

Don Disselkoen.	1,827	98.92
WRITE-IN.	20	1.08

COUNTY COMMISSIONER 9TH DISTRICT
Vote for not more than 1

(WITH 12 OF 12 PRECINCTS COUNTED)

Robert W. Karsten.	5,432	99.71
WRITE-IN.	16	.29

COUNTY COMMISSIONER 10TH DISTRICT
Vote for not more than 1
(WITH 11 OF 11 PRECINCTS COUNTED)

Jim Holtrop.	4,618	99.78
WRITE-IN.	10	.22

COUNTY COMMISSIONER 11TH DISTRICT
Vote for not more than 1
(WITH 9 OF 9 PRECINCTS COUNTED)

James H. Holtvluwer	4,312	99.31
WRITE-IN.	30	.69

COUNTY COMMISSIONER 2ND DISTRICT
Vote for not more than 1
(WITH 4 OF 4 PRECINCTS COUNTED)

Steve McNeal	1,166	99.23
WRITE-IN.	9	.77

TREASURER GEORGETOWN TOWNSHIP
Vote for not more than 1
(WITH 20 OF 20 PRECINCTS COUNTED)

Carol Scholma	5,732	58.80
Nicole M. Geerts	4,008	41.11
WRITE-IN.	9	.09

TREASURER ROBINSON TOWNSHIP
Vote for not more than 1
(WITH 3 OF 3 PRECINCTS COUNTED)

Bonnie Hayward.	664	98.81
WRITE-IN.	8	1.19

TREASURER WRIGHT TOWNSHIP
Vote for not more than 1
(WITH 2 OF 2 PRECINCTS COUNTED)

Tracy Worrell	468	99.79
WRITE-IN.	1	.21

TOWNSHIP TRUSTEE GEORGETOWN TOWNSHIP
Vote for not more than 1
(WITH 20 OF 20 PRECINCTS COUNTED)

Brett A. Strick	5,304	55.72
John R. Schwalm	4,188	44.00
WRITE-IN.	27	.28

TOWNSHIP TRUSTEE PARK TOWNSHIP
Vote for not more than 1
(WITH 10 OF 10 PRECINCTS COUNTED)

Robert Ellis	3,290	99.28
WRITE-IN.	24	.72

********** (Democratic) **********

GOVERNOR
Vote for not more than 1
(WITH 113 OF 113 PRECINCTS COUNTED)

Virg Bernero	2,551	56.98
Andy Dillon.	1,919	42.86
WRITE-IN.	7	.16

REPRESENTATIVE IN CONGRESS 2ND DISTRICT
Vote for not more than 1
(WITH 113 OF 113 PRECINCTS COUNTED)

Fred Johnson	2,908	67.13
Nicolette McClure.	1,415	32.66
WRITE-IN.	9	.21

STATE SENATOR 30TH DISTRICT
Vote for not more than 1
(WITH 109 OF 109 PRECINCTS COUNTED)

John Chester	3,725	99.47
WRITE-IN.	20	.53

STATE REPRESENTATIVE 74TH DISTRICT
Vote for not more than 1
(WITH 30 OF 30 PRECINCTS COUNTED)

Leon E. Chase	819	99.64
WRITE-IN.	3	.36

STATE REPRESENTATIVE 89TH DISTRICT
Vote for not more than 1
(WITH 39 OF 39 PRECINCTS COUNTED)

Don Bergman.	1,589	99.81
WRITE-IN.	3	.19

STATE REPRESENTATIVE 91ST DISTRICT
Vote for not more than 1
(WITH 1 OF 1 PRECINCTS COUNTED)

Branden Gemzer.	12	26.67
Ben Gillette	33	73.33
WRITE-IN.	0	

STATE REPRESENTATIVE 90TH DISTRICT
Vote for not more than 1
(WITH 39 OF 39 PRECINCTS COUNTED)

WRITE-IN.	196	100.00

COUNTY COMMISSIONER 3RD DISTRICT
Vote for not more than 1
(WITH 9 OF 9 PRECINCTS COUNTED)

Jeff Williams	530	99.81
WRITE-IN.	1	.19

COUNTY COMMISSIONER 1ST DISTRICT
Vote for not more than 1
(WITH 11 OF 11 PRECINCTS COUNTED)

WRITE-IN.	38	100.00

COUNTY COMMISSIONER 2ND DISTRICT
Vote for not more than 1
(WITH 10 OF 10 PRECINCTS COUNTED)

WRITE-IN.	41	100.00

COUNTY COMMISSIONER 4TH DISTRICT
Vote for not more than 1
(WITH 10 OF 10 PRECINCTS COUNTED)

WRITE-IN.	56	100.00

COUNTY COMMISSIONER 5TH DISTRICT
Vote for not more than 1
(WITH 10 OF 10 PRECINCTS COUNTED)

WRITE-IN.	39	100.00

COUNTY COMMISSIONER 6TH DISTRICT
Vote for not more than 1
(WITH 10 OF 10 PRECINCTS COUNTED)

WRITE-IN.	16	100.00

COUNTY COMMISSIONER 7TH DISTRICT
Vote for not more than 1
(WITH 9 OF 9 PRECINCTS COUNTED)

WRITE-IN.	35	100.00

COUNTY COMMISSIONER 8TH DISTRICT
Vote for not more than 1
(WITH 8 OF 8 PRECINCTS COUNTED)

WRITE-IN.	64	100.00

COUNTY COMMISSIONER 9TH DISTRICT
Vote for not more than 1
(WITH 12 OF 12 PRECINCTS COUNTED)

WRITE-IN.	36	100.00

COUNTY COMMISSIONER 10TH DISTRICT
Vote for not more than 1
(WITH 11 OF 11 PRECINCTS COUNTED)

WRITE-IN.	28	100.00

COUNTY COMMISSIONER 11TH DISTRICT
Vote for not more than 1
(WITH 9 OF 9 PRECINCTS COUNTED)

WRITE-IN.	16	100.00

COUNTY COMMISSIONER 2ND DISTRICT
Vote for not more than 1
(WITH 4 OF 4 PRECINCTS COUNTED)

WRITE-IN.	9	100.00

TREASURER GEORGETOWN TOWNSHIP
Vote for not more than 1
(WITH 20 OF 20 PRECINCTS COUNTED)

WRITE-IN.	23	100.00

TREASURER ROBINSON TOWNSHIP
Vote for not more than 1
(WITH 3 OF 3 PRECINCTS COUNTED)

WRITE-IN.	7	100.00

TREASURER WRIGHT TOWNSHIP
Vote for not more than 1
(WITH 2 OF 2 PRECINCTS COUNTED)

WRITE-IN.	4	100.00

TOWNSHIP TRUSTEE GEORGETOWN TOWNSHIP
Vote for not more than 1
(WITH 20 OF 20 PRECINCTS COUNTED)

WRITE-IN.	23	100.00

TOWNSHIP TRUSTEE PARK TOWNSHIP
Vote for not more than 1
(WITH 10 OF 10 PRECINCTS COUNTED)

WRITE-IN.	26	100.00

********** (Nonpartisan) **********

JUDGE OF CIRCUIT COURT 20TH CIRCUIT
Vote for not more than 1
(WITH 109 OF 109 PRECINCTS COUNTED)

Kent D. Engle	19,588	49.61
Chris A. Houghtaling.	4,254	10.77
David Rhem	15,567	39.43
WRITE-IN.	75	.19

OLIVE TOWNSHIP ROAD MILLAGE
Vote for not more than 1
(WITH 2 OF 2 PRECINCTS COUNTED)

YES	432	54.96
NO.	354	45.04

CHESTER TOWNSHIP FIRE MILLAGE
Vote for not more than 1
(WITH 1 OF 1 PRECINCTS COUNTED)

YES	281	69.38
NO.	124	30.62

ZEELAND TOWNSHIP FIRE MILLAGE
Vote for not more than 1
(WITH 3 OF 3 PRECINCTS COUNTED)

YES	1,754	73.11
NO.	645	26.89

PARK TOWNSHIP BIKE PATH MILLAGE
Vote for not more than 1
(WITH 10 OF 10 PRECINCTS COUNTED)

YES	3,388	70.58
NO.	1,412	29.42

JAMESTOWN TOWNSHIP FIRE MILLAGE
Vote for not more than 1
(WITH 3 OF 3 PRECINCTS COUNTED)

YES	994	56.77
NO.	757	43.23

PORT SHELDON TOWNSHIP FIRE MILLAGE
Vote for not more than 1
(WITH 2 OF 2 PRECINCTS COUNTED)

YES	710	69.95
NO.	305	30.05

HOLLAND TOWNSHIP POLICE/E-UNIT MILLAGE
Vote for not more than 1
(WITH 12 OF 12 PRECINCTS COUNTED)

YES	3,331	70.36
NO.	1,403	29.64

ROBINSON TWP ROAD MAINTENANCE MILLAGE
Vote for not more than 1
(WITH 3 OF 3 PRECINCTS COUNTED)

YES	408	44.84
NO.	502	55.16

CROCKERY TOWNSHIP MAINTENANCE MILLAGE
Vote for not more than 1
(WITH 2 OF 2 PRECINCTS COUNTED)

YES	335	46.92
NO.	379	53.08

TALLMADGE TOWNSHIP POLICE-FIRE MILLAGE
Vote for not more than 1
(WITH 3 OF 3 PRECINCTS COUNTED)

YES	1,026	68.86
NO.	464	31.14

BLENDON TWP LIBRARY MILLAGE
Vote for not more than 1
(WITH 3 OF 3 PRECINCTS COUNTED)

YES	1,196	63.41
NO.	690	36.59

August 03, 2010 August Primary Election (Official)

Summary Report | Back to Election List

Precinct Report

ELECTION SUMMARY PRIMARY ELECTION OFFICIAL RESULTS
RUN DATE:08/18/10 OTTAWA COUNTY, MICHIGAN
RUN TIME:11:27 AM AUGUST 3, 2010
STATISTICS

0101 CITY OF COOPERSVILLE P1

	VOTES	PERCENT
REGISTERED VOTERS - TOTAL	1404	
BALLOTS CAST - TOTAL	262	
BALLOTS CAST - REPUBLICAN	228	87.02
BALLOTS CAST - DEMOCRATIC	18	6.87
BALLOTS CAST - NONPARTISAN	16	6.11
VOTER TURNOUT - TOTAL		18.66

********** (Republican) **********

GOVERNOR
Vote for not more than 1

Mike Bouchard	12	5.26
Mike Cox	48	21.05
Pete Hoekstra	98	42.98
Tom George	1	.44
Rick Snyder	69	30.26
WRITE-IN	0	

REPRESENTATIVE IN CONGRESS 2ND DISTRICT
Vote for not more than 1

Bill Cooper	34	15.38
Bill Huizenga	41	18.55
Wayne D. Kuipers	103	46.61
Chris Larson	2	.90
Field Reichardt	4	1.81
Jay Riemersma	37	16.74
Ted Schendel	0	
WRITE-IN	0	

STATE SENATOR 30TH DISTRICT
Vote for not more than 1

Arlan B. Meekhof	93	47.94
Timothy O'Donnell	31	15.98
Brett VanderKamp	70	36.08
WRITE-IN	0	

STATE REPRESENTATIVE 74TH DISTRICT
Vote for not more than 1

Dave Agema	165	100.00
WRITE-IN.	0	

COUNTY COMMISSIONER 5TH DISTRICT
Vote for not more than 1

Greg DeJong.	91	50.28
Matthew Hehl	90	49.72
WRITE-IN.	0	

********** (Democratic) **********

GOVERNOR
Vote for not more than 1

Virg Bernero	16	88.89
Andy Dillon.	2	11.11
WRITE-IN.	0	

REPRESENTATIVE IN CONGRESS 2ND DISTRICT
Vote for not more than 1

Fred Johnson	12	70.59
Nicolette McClure.	5	29.41
WRITE-IN.	0	

STATE SENATOR 30TH DISTRICT
Vote for not more than 1

John Chester	13	100.00
WRITE-IN.	0	

STATE REPRESENTATIVE 74TH DISTRICT
Vote for not more than 1

Leon E. Chase	9	100.00
WRITE-IN.	0	

COUNTY COMMISSIONER 5TH DISTRICT
Vote for not more than 1

WRITE-IN.	0	

********** (Nonpartisan) **********

JUDGE OF CIRCUIT COURT 20TH CIRCUIT
Vote for not more than 1

Kent D. Engle	67	40.61

Chris A. Houghtaling.	20	12.12
David Rhem	78	47.27
WRITE-IN.	0	

ELECTION SUMMARY PRIMARY ELECTION OFFICIAL RESULTS
RUN DATE:08/18/10 OTTAWA COUNTY, MICHIGAN
RUN TIME:11:27 AM AUGUST 3, 2010
STATISTICS

0102 CITY OF COOPERSVILLE P2

	VOTES	PERCENT
REGISTERED VOTERS - TOTAL	1476	
BALLOTS CAST - TOTAL.	447	
BALLOTS CAST - REPUBLICAN	390	87.25
BALLOTS CAST - DEMOCRATIC	51	11.41
BALLOTS CAST - NONPARTISAN.	6	1.34
VOTER TURNOUT - TOTAL		30.28

********** (Republican) **********

GOVERNOR
Vote for not more than 1

Mike Bouchard	24	6.17
Mike Cox.	66	16.97
Pete Hoekstra	172	44.22
Tom George	2	.51
Rick Snyder.	125	32.13
WRITE-IN.	0	

REPRESENTATIVE IN CONGRESS 2ND DISTRICT
Vote for not more than 1

Bill Cooper.	63	17.17
Bill Huizenga	58	15.80
Wayne D. Kuipers	140	38.15
Chris Larson	5	1.36
Field Reichardt	8	2.18
Jay Riemersma	88	23.98
Ted Schendel	5	1.36
WRITE-IN.	0	

STATE SENATOR 30TH DISTRICT
Vote for not more than 1

Arlan B. Meekhof	124	38.75
Timothy O'Donnell.	46	14.38
Brett VanderKamp	150	46.88
WRITE-IN.	0	

STATE REPRESENTATIVE 74TH DISTRICT
Vote for not more than 1

Dave Agema	276	99.28
WRITE-IN.	2	.72

COUNTY COMMISSIONER 5TH DISTRICT
Vote for not more than 1

Greg DeJong.	132	40.49
Matthew Hehl	194	59.51
WRITE-IN.	0	

********** (Democratic) **********

GOVERNOR
Vote for not more than 1

Virg Bernero	28	54.90
Andy Dillon.	23	45.10
WRITE-IN.	0	

REPRESENTATIVE IN CONGRESS 2ND DISTRICT
Vote for not more than 1

Fred Johnson	26	59.09
Nicolette McClure.	18	40.91
WRITE-IN.	0	

STATE SENATOR 30TH DISTRICT
Vote for not more than 1

John Chester	43	100.00
WRITE-IN.	0	

STATE REPRESENTATIVE 74TH DISTRICT
Vote for not more than 1

Leon E. Chase	39	100.00
WRITE-IN.	0	

COUNTY COMMISSIONER 5TH DISTRICT
Vote for not more than 1

WRITE-IN.	4	100.00

********** (Nonpartisan) **********

JUDGE OF CIRCUIT COURT 20TH CIRCUIT
Vote for not more than 1

Kent D. Engle	88	29.63
Chris A. Houghtaling.	23	7.74
David Rhem	186	62.63

WRITE-IN. 0

ELECTION SUMMARY PRIMARY ELECTION OFFICIAL RESULTS
RUN DATE:08/18/10 OTTAWA COUNTY, MICHIGAN
RUN TIME:11:27 AM AUGUST 3, 2010
STATISTICS

0201 CITY OF FERRYSBURG P1

	VOTES	PERCENT
REGISTERED VOTERS - TOTAL	2276	
BALLOTS CAST - TOTAL	752	
BALLOTS CAST - REPUBLICAN	629	83.64
BALLOTS CAST - DEMOCRATIC	94	12.50
BALLOTS CAST - NONPARTISAN	29	3.86
VOTER TURNOUT - TOTAL		33.04

********** (Republican) **********

GOVERNOR
Vote for not more than 1

Mike Bouchard	21	3.35
Mike Cox	96	15.34
Pete Hoekstra	305	48.72
Tom George	14	2.24
Rick Snyder	190	30.35
WRITE-IN	0	

REPRESENTATIVE IN CONGRESS 2ND DISTRICT
Vote for not more than 1

Bill Cooper	151	24.88
Bill Huizenga	87	14.33
Wayne D. Kuipers	140	23.06
Chris Larson	31	5.11
Field Reichardt	91	14.99
Jay Riemersma	97	15.98
Ted Schendel	8	1.32
WRITE-IN	2	.33

STATE SENATOR 30TH DISTRICT
Vote for not more than 1

Arlan B. Meekhof	294	51.58
Timothy O'Donnell	61	10.70
Brett VanderKamp	213	37.37
WRITE-IN	2	.35

STATE REPRESENTATIVE 89TH DISTRICT
Vote for not more than 1

William Easterling, Jr..	21	3.89
Sec Garcia	25	4.63
Brandon M. Hall	8	1.48
John McNeil.	126	23.33
Jeffrey Meyer	25	4.63
David Miller	53	9.81
John Nash	117	21.67
Amanda Price	164	30.37
WRITE-IN.	1	.19

COUNTY COMMISSIONER 4TH DISTRICT
Vote for not more than 1

Jane M. Ruiter.	445	99.33
WRITE-IN.	3	.67

********** (Democratic) **********

GOVERNOR
Vote for not more than 1

Virg Bernero	57	61.29
Andy Dillon.	36	38.71
WRITE-IN.	0	

REPRESENTATIVE IN CONGRESS 2ND DISTRICT
Vote for not more than 1

Fred Johnson	58	65.91
Nicolette McClure.	30	34.09
WRITE-IN.	0	

STATE SENATOR 30TH DISTRICT
Vote for not more than 1

John Chester	83	100.00
WRITE-IN.	0	

STATE REPRESENTATIVE 89TH DISTRICT
Vote for not more than 1

Don Bergman.	78	100.00
WRITE-IN.	0	

COUNTY COMMISSIONER 4TH DISTRICT
Vote for not more than 1

WRITE-IN.	10	100.00

********** (Nonpartisan) **********

JUDGE OF CIRCUIT COURT 20TH CIRCUIT

Vote for not more than 1

Kent D. Engle	159	28.39
Chris A. Houghtaling	96	17.14
David Rhem	305	54.46
WRITE-IN.	0	

ELECTION SUMMARY — PRIMARY ELECTION — OFFICIAL RESULTS
RUN DATE:08/18/10 — OTTAWA COUNTY, MICHIGAN
RUN TIME:11:27 AM — AUGUST 3, 2010
STATISTICS

0301 CITY OF GRAND HAVEN P1

	VOTES	PERCENT
REGISTERED VOTERS - TOTAL	1458	
BALLOTS CAST - TOTAL.	367	
BALLOTS CAST - REPUBLICAN	296	80.65
BALLOTS CAST - DEMOCRATIC	59	16.08
BALLOTS CAST - NONPARTISAN.	12	3.27
VOTER TURNOUT - TOTAL		25.17

********** (Republican) **********

GOVERNOR
Vote for not more than 1

Mike Bouchard	17	5.90
Mike Cox.	31	10.76
Pete Hoekstra	129	44.79
Tom George	4	1.39
Rick Snyder.	107	37.15
WRITE-IN.	0	

REPRESENTATIVE IN CONGRESS 2ND DISTRICT
Vote for not more than 1

Bill Cooper.	42	14.89
Bill Huizenga	40	14.18
Wayne D. Kuipers	61	21.63
Chris Larson	5	1.77
Field Reichardt	82	29.08
Jay Riemersma	50	17.73
Ted Schendel	2	.71
WRITE-IN.	0	

STATE SENATOR 30TH DISTRICT
Vote for not more than 1

Arlan B. Meekhof	117	44.49
Timothy O'Donnell.	33	12.55
Brett VanderKamp	113	42.97
WRITE-IN.	0	

STATE REPRESENTATIVE 89TH DISTRICT
Vote for not more than 1

William Easterling, Jr.	4	1.58
Sec Garcia	10	3.95
Brandon M. Hall	5	1.98
John McNeil	59	23.32
Jeffrey Meyer	8	3.16
David Miller	34	13.44
John Nash	57	22.53
Amanda Price	75	29.64
WRITE-IN	1	.40

COUNTY COMMISSIONER 4TH DISTRICT
Vote for not more than 1

Jane M. Ruiter	184	98.92
WRITE-IN	2	1.08

********** (Democratic) **********

GOVERNOR
Vote for not more than 1

Virg Bernero	38	65.52
Andy Dillon	20	34.48
WRITE-IN	0	

REPRESENTATIVE IN CONGRESS 2ND DISTRICT
Vote for not more than 1

Fred Johnson	45	80.36
Nicolette McClure	11	19.64
WRITE-IN	0	

STATE SENATOR 30TH DISTRICT
Vote for not more than 1

John Chester	51	98.08
WRITE-IN	1	1.92

STATE REPRESENTATIVE 89TH DISTRICT
Vote for not more than 1

Don Bergman	49	98.00
WRITE-IN	1	2.00

COUNTY COMMISSIONER 4TH DISTRICT
Vote for not more than 1

WRITE-IN	2	100.00

********** (Nonpartisan) **********

JUDGE OF CIRCUIT COURT 20TH CIRCUIT
Vote for not more than 1

Kent D. Engle	49	17.50
Chris A. Houghtaling.	59	21.07
David Rhem	172	61.43
WRITE-IN.	0	

ELECTION SUMMARY — PRIMARY ELECTION — OFFICIAL RESULTS
RUN DATE:08/18/10 — OTTAWA COUNTY, MICHIGAN
RUN TIME:11:27 AM — AUGUST 3, 2010
STATISTICS

0302 CITY OF GRAND HAVEN P2

	VOTES	PERCENT
REGISTERED VOTERS - TOTAL	1857	
BALLOTS CAST - TOTAL.	729	
BALLOTS CAST - REPUBLICAN	604	82.85
BALLOTS CAST - DEMOCRATIC	100	13.72
BALLOTS CAST - NONPARTISAN.	25	3.43
VOTER TURNOUT - TOTAL		39.26

********** (Republican) **********

GOVERNOR
Vote for not more than 1

Mike Bouchard	20	3.37
Mike Cox.	78	13.15
Pete Hoekstra	231	38.95
Tom George	11	1.85
Rick Snyder.	253	42.66
WRITE-IN.	0	

REPRESENTATIVE IN CONGRESS 2ND DISTRICT
Vote for not more than 1

Bill Cooper.	88	15.25
Bill Huizenga	62	10.75
Wayne D. Kuipers	115	19.93
Chris Larson	5	.87
Field Reichardt	217	37.61
Jay Riemersma	86	14.90
Ted Schendel	4	.69
WRITE-IN.	0	

STATE SENATOR 30TH DISTRICT
Vote for not more than 1

Arlan B. Meekhof	274	51.99
Timothy O'Donnell.	64	12.14
Brett VanderKamp	187	35.48
WRITE-IN.	2	.38

STATE REPRESENTATIVE 89TH DISTRICT
Vote for not more than 1

William Easterling, Jr..	8	1.54
Sec Garcia	23	4.41
Brandon M. Hall	9	1.73
John McNeil.	135	25.91
Jeffrey Meyer	9	1.73
David Miller	46	8.83
John Nash	143	27.45
Amanda Price	146	28.02
WRITE-IN.	2	.38

COUNTY COMMISSIONER 3RD DISTRICT
Vote for not more than 1

Dennis Swartout	424	98.60
WRITE-IN.	6	1.40

********** (Democratic) **********

GOVERNOR
Vote for not more than 1

Virg Bernero	59	60.20
Andy Dillon.	39	39.80
WRITE-IN.	0	

REPRESENTATIVE IN CONGRESS 2ND DISTRICT
Vote for not more than 1

Fred Johnson	83	83.00
Nicolette McClure.	17	17.00
WRITE-IN.	0	

STATE SENATOR 30TH DISTRICT
Vote for not more than 1

John Chester	77	100.00
WRITE-IN.	0	

STATE REPRESENTATIVE 89TH DISTRICT
Vote for not more than 1

Don Bergman.	68	100.00
WRITE-IN.	0	

COUNTY COMMISSIONER 3RD DISTRICT
Vote for not more than 1

Jeff Williams	65	98.48
WRITE-IN.	1	1.52

********** (Nonpartisan) **********

JUDGE OF CIRCUIT COURT 20TH CIRCUIT
Vote for not more than 1

Kent D. Engle	118	20.81
Chris A. Houghtaling.	106	18.69
David Rhem	342	60.32
WRITE-IN.	1	.18

ELECTION SUMMARY — PRIMARY ELECTION — OFFICIAL RESULTS
RUN DATE:08/18/10 — OTTAWA COUNTY, MICHIGAN
RUN TIME:11:27 AM — AUGUST 3, 2010
STATISTICS

0303 CITY OF GRAND HAVEN P3

	VOTES	PERCENT
REGISTERED VOTERS - TOTAL	2386	
BALLOTS CAST - TOTAL.	621	
BALLOTS CAST - REPUBLICAN	465	74.88
BALLOTS CAST - DEMOCRATIC	107	17.23
BALLOTS CAST - NONPARTISAN.	49	7.89
VOTER TURNOUT - TOTAL		26.03

********** (Republican) **********

GOVERNOR
Vote for not more than 1

Mike Bouchard	14	3.03
Mike Cox.	104	22.51
Pete Hoekstra	207	44.81
Tom George	5	1.08
Rick Snyder.	132	28.57
WRITE-IN.	0	

REPRESENTATIVE IN CONGRESS 2ND DISTRICT
Vote for not more than 1

Bill Cooper.	72	16.04
Bill Huizenga	49	10.91
Wayne D. Kuipers	154	34.30
Chris Larson	10	2.23
Field Reichardt	63	14.03
Jay Riemersma	96	21.38
Ted Schendel	5	1.11

WRITE-IN.	0	

STATE SENATOR 30TH DISTRICT
Vote for not more than 1

Arlan B. Meekhof	247	57.44
Timothy O'Donnell.	47	10.93
Brett VanderKamp	136	31.63
WRITE-IN.	0	

STATE REPRESENTATIVE 89TH DISTRICT
Vote for not more than 1

William Easterling, Jr..	26	6.34
Sec Garcia	21	5.12
Brandon M. Hall	12	2.93
John McNeil.	51	12.44
Jeffrey Meyer	23	5.61
David Miller	49	11.95
John Nash	116	28.29
Amanda Price	112	27.32
WRITE-IN.	0	

COUNTY COMMISSIONER 3RD DISTRICT
Vote for not more than 1

Dennis Swartout	344	99.14
WRITE-IN.	3	.86

********** (Democratic) **********

GOVERNOR
Vote for not more than 1

Virg Bernero	45	43.27
Andy Dillon.	59	56.73
WRITE-IN.	0	

REPRESENTATIVE IN CONGRESS 2ND DISTRICT
Vote for not more than 1

Fred Johnson	58	57.43
Nicolette McClure.	43	42.57
WRITE-IN.	0	

STATE SENATOR 30TH DISTRICT
Vote for not more than 1

John Chester	94	100.00
WRITE-IN.	0	

STATE REPRESENTATIVE 89TH DISTRICT
Vote for not more than 1

Don Bergman.	90	100.00
WRITE-IN.	0	

COUNTY COMMISSIONER 3RD DISTRICT
Vote for not more than 1

Jeff Williams	89	100.00
WRITE-IN.	0	

********** (Nonpartisan) **********

JUDGE OF CIRCUIT COURT 20TH CIRCUIT
Vote for not more than 1

Kent D. Engle	154	32.56
Chris A. Houghtaling.	122	25.79
David Rhem	197	41.65
WRITE-IN.	0	

ELECTION SUMMARY — PRIMARY ELECTION — OFFICIAL RESULTS
RUN DATE:08/18/10 — OTTAWA COUNTY, MICHIGAN
RUN TIME:11:27 AM — AUGUST 3, 2010
STATISTICS

0304 CITY OF GRAND HAVEN P4

	VOTES	PERCENT
REGISTERED VOTERS - TOTAL	2472	
BALLOTS CAST - TOTAL.	469	
BALLOTS CAST - REPUBLICAN	377	80.38
BALLOTS CAST - DEMOCRATIC	75	15.99
BALLOTS CAST - NONPARTISAN.	17	3.62
VOTER TURNOUT - TOTAL		18.97

********** (Republican) **********

GOVERNOR
Vote for not more than 1

Mike Bouchard	9	2.40
Mike Cox.	73	19.47
Pete Hoekstra	175	46.67
Tom George	4	1.07
Rick Snyder.	114	30.40
WRITE-IN.	0	

REPRESENTATIVE IN CONGRESS 2ND DISTRICT
Vote for not more than 1

Bill Cooper.	66	18.44
Bill Huizenga	58	16.20

Wayne D. Kuipers	121	33.80
Chris Larson	7	1.96
Field Reichardt	44	12.29
Jay Riemersma	57	15.92
Ted Schendel	4	1.12
WRITE-IN.	1	.28

STATE SENATOR 30TH DISTRICT
Vote for not more than 1

Arlan B. Meekhof	187	54.68
Timothy O'Donnell.	49	14.33
Brett VanderKamp	103	30.12
WRITE-IN.	3	.88

STATE REPRESENTATIVE 89TH DISTRICT
Vote for not more than 1

William Easterling, Jr..	18	5.45
Sec Garcia	17	5.15
Brandon M. Hall	7	2.12
John McNeil.	49	14.85
Jeffrey Meyer	11	3.33
David Miller	49	14.85
John Nash	68	20.61
Amanda Price	108	32.73
WRITE-IN.	3	.91

COUNTY COMMISSIONER 3RD DISTRICT
Vote for not more than 1

Dennis Swartout	262	99.24
WRITE-IN.	2	.76

********** (Democratic) **********

GOVERNOR
Vote for not more than 1

Virg Bernero	40	53.33
Andy Dillon.	35	46.67
WRITE-IN.	0	

REPRESENTATIVE IN CONGRESS 2ND DISTRICT
Vote for not more than 1

Fred Johnson	46	63.89
Nicolette McClure.	26	36.11
WRITE-IN.	0	

STATE SENATOR 30TH DISTRICT

Vote for not more than 1

John Chester	70	100.00
WRITE-IN.	0	

STATE REPRESENTATIVE 89TH DISTRICT

Vote for not more than 1

Don Bergman.	72	100.00
WRITE-IN.	0	

COUNTY COMMISSIONER 3RD DISTRICT

Vote for not more than 1

Jeff Williams	71	100.00
WRITE-IN.	0	

********** (Nonpartisan) **********

JUDGE OF CIRCUIT COURT 20TH CIRCUIT

Vote for not more than 1

Kent D. Engle	107	33.23
Chris A. Houghtaling.	85	26.40
David Rhem	129	40.06
WRITE-IN.	1	.31

ELECTION SUMMARY — PRIMARY ELECTION — OFFICIAL RESULTS
RUN DATE:08/18/10 — OTTAWA COUNTY, MICHIGAN
RUN TIME:11:27 AM — AUGUST 3, 2010
STATISTICS

0401 CITY OF HOLLAND W1 P1

	VOTES	PERCENT
REGISTERED VOTERS - TOTAL	990	
BALLOTS CAST - TOTAL.	368	
BALLOTS CAST - REPUBLICAN	327	88.86
BALLOTS CAST - DEMOCRATIC	37	10.05
BALLOTS CAST - NONPARTISAN.	4	1.09
VOTER TURNOUT - TOTAL		37.17

********** (Republican) **********

GOVERNOR

Vote for not more than 1

Mike Bouchard	12	3.68
Mike Cox.	37	11.35
Pete Hoekstra	198	60.74
Tom George	4	1.23
Rick Snyder.	75	23.01
WRITE-IN.	0	

REPRESENTATIVE IN CONGRESS 2ND DISTRICT
Vote for not more than 1

Bill Cooper.	30	9.29
Bill Huizenga	134	41.49
Wayne D. Kuipers	81	25.08
Chris Larson	0	
Field Reichardt	16	4.95
Jay Riemersma	57	17.65
Ted Schendel	5	1.55
WRITE-IN.	0	

STATE SENATOR 30TH DISTRICT
Vote for not more than 1

Arlan B. Meekhof	104	34.10
Timothy O'Donnell.	21	6.89
Brett VanderKamp	178	58.36
WRITE-IN.	2	.66

STATE REPRESENTATIVE 90TH DISTRICT
Vote for not more than 1

Joe Haveman.	270	99.63
WRITE-IN.	1	.37

COUNTY COMMISSIONER 9TH DISTRICT
Vote for not more than 1

Robert W. Karsten.	261	100.00
WRITE-IN.	0	

********** (Democratic) **********

GOVERNOR
Vote for not more than 1

Virg Bernero	21	56.76
Andy Dillon.	15	40.54
WRITE-IN.	1	2.70

REPRESENTATIVE IN CONGRESS 2ND DISTRICT
Vote for not more than 1

Fred Johnson	24	64.86
Nicolette McClure.	12	32.43
WRITE-IN.	1	2.70

STATE SENATOR 30TH DISTRICT
Vote for not more than 1

John Chester	30	96.77

WRITE-IN.	1	3.23

STATE REPRESENTATIVE 90TH DISTRICT
Vote for not more than 1

WRITE-IN.	6	100.00

COUNTY COMMISSIONER 9TH DISTRICT
Vote for not more than 1

WRITE-IN.	6	100.00

********** (Nonpartisan) **********

JUDGE OF CIRCUIT COURT 20TH CIRCUIT
Vote for not more than 1

Kent D. Engle	181	64.64
Chris A. Houghtaling.	24	8.57
David Rhem	74	26.43
WRITE-IN.	1	.36

ELECTION SUMMARY — PRIMARY ELECTION — OFFICIAL RESULTS
RUN DATE:08/18/10 — OTTAWA COUNTY, MICHIGAN
RUN TIME:11:27 AM — AUGUST 3, 2010
STATISTICS

0402 CITY OF HOLLAND W1 P2

	VOTES	PERCENT
REGISTERED VOTERS - TOTAL	1653	
BALLOTS CAST - TOTAL.	387	
BALLOTS CAST - REPUBLICAN	342	88.37
BALLOTS CAST - DEMOCRATIC	44	11.37
BALLOTS CAST - NONPARTISAN.	1	.26
VOTER TURNOUT - TOTAL		23.41

********** (Republican) **********

GOVERNOR
Vote for not more than 1

Mike Bouchard	8	2.35
Mike Cox.	40	11.73
Pete Hoekstra	237	69.50
Tom George	1	.29
Rick Snyder.	55	16.13
WRITE-IN.	0	

REPRESENTATIVE IN CONGRESS 2ND DISTRICT
Vote for not more than 1

Bill Cooper.	19	5.59

Bill Huizenga	136	40.00
Wayne D. Kuipers	77	22.65
Chris Larson	1	.29
Field Reichardt	5	1.47
Jay Riemersma	94	27.65
Ted Schendel	8	2.35
WRITE-IN.	0	

STATE SENATOR 30TH DISTRICT
Vote for not more than 1

Arlan B. Meekhof	138	42.33
Timothy O'Donnell.	20	6.13
Brett VanderKamp	167	51.23
WRITE-IN.	1	.31

STATE REPRESENTATIVE 90TH DISTRICT
Vote for not more than 1

Joe Haveman.	263	99.25
WRITE-IN.	2	.75

COUNTY COMMISSIONER 8TH DISTRICT
Vote for not more than 1

Don Disselkoen.	253	99.22
WRITE-IN.	2	.78

********** (Democratic) **********

GOVERNOR
Vote for not more than 1

Virg Bernero	20	45.45
Andy Dillon.	24	54.55
WRITE-IN.	0	

REPRESENTATIVE IN CONGRESS 2ND DISTRICT
Vote for not more than 1

Fred Johnson	33	75.00
Nicolette McClure.	11	25.00
WRITE-IN.	0	

STATE SENATOR 30TH DISTRICT
Vote for not more than 1

John Chester	43	100.00
WRITE-IN.	0	

STATE REPRESENTATIVE 90TH DISTRICT

Vote for not more than 1

WRITE-IN.	8	100.00

COUNTY COMMISSIONER 8TH DISTRICT

Vote for not more than 1

WRITE-IN.	7	100.00

********** (Nonpartisan) **********

JUDGE OF CIRCUIT COURT 20TH CIRCUIT

Vote for not more than 1

Kent D. Engle	178	66.42
Chris A. Houghtaling.	18	6.72
David Rhem	71	26.49
WRITE-IN.	1	.37

ELECTION SUMMARY — PRIMARY ELECTION — OFFICIAL RESULTS
RUN DATE:08/18/10 — OTTAWA COUNTY, MICHIGAN
RUN TIME:11:27 AM — AUGUST 3, 2010
STATISTICS

0403 CITY OF HOLLAND W1 P3

	VOTES	PERCENT
REGISTERED VOTERS - TOTAL	1430	
BALLOTS CAST - TOTAL.	438	
BALLOTS CAST - REPUBLICAN	400	91.32
BALLOTS CAST - DEMOCRATIC	31	7.08
BALLOTS CAST - NONPARTISAN.	7	1.60
VOTER TURNOUT - TOTAL		30.63

********** (Republican) **********

GOVERNOR

Vote for not more than 1

Mike Bouchard	12	3.00
Mike Cox.	49	12.25
Pete Hoekstra	248	62.00
Tom George	5	1.25
Rick Snyder.	86	21.50
WRITE-IN.	0	

REPRESENTATIVE IN CONGRESS 2ND DISTRICT

Vote for not more than 1

Bill Cooper.	25	6.38
Bill Huizenga	120	30.61
Wayne D. Kuipers	118	30.10
Chris Larson	2	.51
Field Reichardt	6	1.53

Jay Riemersma	119	30.36
Ted Schendel	2	.51
WRITE-IN.	0	

STATE SENATOR 30TH DISTRICT
Vote for not more than 1

Arlan B. Meekhof	181	48.01
Timothy O'Donnell.	28	7.43
Brett VanderKamp	167	44.30
WRITE-IN.	1	.27

STATE REPRESENTATIVE 90TH DISTRICT
Vote for not more than 1

Joe Haveman.	336	99.41
WRITE-IN.	2	.59

COUNTY COMMISSIONER 8TH DISTRICT
Vote for not more than 1

Don Disselkoen.	332	99.70
WRITE-IN.	1	.30

********** (Democratic) **********

GOVERNOR
Vote for not more than 1

Virg Bernero	12	38.71
Andy Dillon.	19	61.29
WRITE-IN.	0	

REPRESENTATIVE IN CONGRESS 2ND DISTRICT
Vote for not more than 1

Fred Johnson	17	56.67
Nicolette McClure.	13	43.33
WRITE-IN.	0	

STATE SENATOR 30TH DISTRICT
Vote for not more than 1

John Chester	28	96.55
WRITE-IN.	1	3.45

STATE REPRESENTATIVE 90TH DISTRICT
Vote for not more than 1

WRITE-IN.	9	100.00

COUNTY COMMISSIONER 8TH DISTRICT
Vote for not more than 1

WRITE-IN.	7	100.00

********** (Nonpartisan) **********

JUDGE OF CIRCUIT COURT 20TH CIRCUIT
Vote for not more than 1

Kent D. Engle	183	59.61
Chris A. Houghtaling.	24	7.82
David Rhem	99	32.25
WRITE-IN.	1	.33

ELECTION SUMMARY — PRIMARY ELECTION — OFFICIAL RESULTS
RUN DATE:08/18/10 — OTTAWA COUNTY, MICHIGAN
RUN TIME:11:27 AM — AUGUST 3, 2010
STATISTICS

0404 CITY OF HOLLAND W2 P1

	VOTES	PERCENT
REGISTERED VOTERS - TOTAL	1241	
BALLOTS CAST - TOTAL.	318	
BALLOTS CAST - REPUBLICAN	252	79.25
BALLOTS CAST - DEMOCRATIC	60	18.87
BALLOTS CAST - NONPARTISAN.	6	1.89
VOTER TURNOUT - TOTAL		25.62

********** (Republican) **********

GOVERNOR
Vote for not more than 1

Mike Bouchard	12	4.84
Mike Cox.	21	8.47
Pete Hoekstra	152	61.29
Tom George	4	1.61
Rick Snyder.	59	23.79
WRITE-IN.	0	

REPRESENTATIVE IN CONGRESS 2ND DISTRICT
Vote for not more than 1

Bill Cooper.	23	9.54
Bill Huizenga	85	35.27
Wayne D. Kuipers	70	29.05
Chris Larson	4	1.66
Field Reichardt	14	5.81
Jay Riemersma	43	17.84
Ted Schendel	2	.83
WRITE-IN.	0	

STATE SENATOR 30TH DISTRICT
Vote for not more than 1

Arlan B. Meekhof	96	43.84
Timothy O'Donnell.	18	8.22
Brett VanderKamp	104	47.49
WRITE-IN.	1	.46

STATE REPRESENTATIVE 90TH DISTRICT
Vote for not more than 1

Joe Haveman.	212	99.53
WRITE-IN.	1	.47

COUNTY COMMISSIONER 8TH DISTRICT
Vote for not more than 1

Don Disselkoen.	200	99.50
WRITE-IN.	1	.50

********** (Democratic) **********

GOVERNOR
Vote for not more than 1

Virg Bernero	21	37.50
Andy Dillon.	35	62.50
WRITE-IN.	0	

REPRESENTATIVE IN CONGRESS 2ND DISTRICT
Vote for not more than 1

Fred Johnson	57	95.00
Nicolette McClure.	3	5.00
WRITE-IN.	0	

STATE SENATOR 30TH DISTRICT
Vote for not more than 1

John Chester	46	100.00
WRITE-IN.	0	

STATE REPRESENTATIVE 90TH DISTRICT
Vote for not more than 1

WRITE-IN.	3	100.00

COUNTY COMMISSIONER 8TH DISTRICT
Vote for not more than 1

WRITE-IN.	3	100.00

********** (Nonpartisan) **********

JUDGE OF CIRCUIT COURT 20TH CIRCUIT
Vote for not more than 1

Kent D. Engle	136	54.18
Chris A. Houghtaling.	14	5.58
David Rhem	100	39.84
WRITE-IN.	1	.40

ELECTION SUMMARY — PRIMARY ELECTION — OFFICIAL RESULTS
RUN DATE:08/18/10 — OTTAWA COUNTY, MICHIGAN
RUN TIME:11:27 AM — AUGUST 3, 2010
STATISTICS

0405 CITY OF HOLLAND W2 P2

	VOTES	PERCENT
REGISTERED VOTERS - TOTAL	1415	
BALLOTS CAST - TOTAL.	332	
BALLOTS CAST - REPUBLICAN	248	74.70
BALLOTS CAST - DEMOCRATIC	73	21.99
BALLOTS CAST - NONPARTISAN.	11	3.31
VOTER TURNOUT - TOTAL		23.46

********** (Republican) **********

GOVERNOR
Vote for not more than 1

Mike Bouchard	3	1.24
Mike Cox.	13	5.37
Pete Hoekstra	108	44.63
Tom George	2	.83
Rick Snyder.	116	47.93
WRITE-IN.	0	

REPRESENTATIVE IN CONGRESS 2ND DISTRICT
Vote for not more than 1

Bill Cooper.	22	9.17
Bill Huizenga	80	33.33
Wayne D. Kuipers	42	17.50
Chris Larson	2	.83
Field Reichardt	46	19.17
Jay Riemersma	48	20.00
Ted Schendel	0	
WRITE-IN.	0	

STATE SENATOR 30TH DISTRICT
Vote for not more than 1

Arlan B. Meekhof	65	28.51

Timothy O'Donnell.	19	8.33
Brett VanderKamp	142	62.28
WRITE-IN.	2	.88

STATE REPRESENTATIVE 90TH DISTRICT
Vote for not more than 1

Joe Haveman.	159	96.36
WRITE-IN.	6	3.64

COUNTY COMMISSIONER 8TH DISTRICT
Vote for not more than 1

Don Disselkoen.	157	96.91
WRITE-IN.	5	3.09

********** (Democratic) **********

GOVERNOR
Vote for not more than 1

Virg Bernero	43	60.56
Andy Dillon.	28	39.44
WRITE-IN.	0	

REPRESENTATIVE IN CONGRESS 2ND DISTRICT
Vote for not more than 1

Fred Johnson	62	87.32
Nicolette McClure.	8	11.27
WRITE-IN.	1	1.41

STATE SENATOR 30TH DISTRICT
Vote for not more than 1

John Chester	61	100.00
WRITE-IN.	0	

STATE REPRESENTATIVE 90TH DISTRICT
Vote for not more than 1

WRITE-IN.	8	100.00

COUNTY COMMISSIONER 8TH DISTRICT
Vote for not more than 1

WRITE-IN.	8	100.00

********** (Nonpartisan) **********

JUDGE OF CIRCUIT COURT 20TH CIRCUIT
Vote for not more than 1

Kent D. Engle	88	34.65
Chris A. Houghtaling.	20	7.87
David Rhem	146	57.48
WRITE-IN.	0	

ELECTION SUMMARY PRIMARY ELECTION OFFICIAL RESULTS
RUN DATE:08/18/10 OTTAWA COUNTY, MICHIGAN
RUN TIME:11:27 AM AUGUST 3, 2010
STATISTICS

0406 CITY OF HOLLAND W3 P1

	VOTES	PERCENT
REGISTERED VOTERS - TOTAL	1743	
BALLOTS CAST - TOTAL.	288	
BALLOTS CAST - REPUBLICAN	230	79.86
BALLOTS CAST - DEMOCRATIC	53	18.40
BALLOTS CAST - NONPARTISAN.	5	1.74
VOTER TURNOUT - TOTAL		16.52

********** (Republican) **********

GOVERNOR
Vote for not more than 1

Mike Bouchard	9	3.95
Mike Cox.	26	11.40
Pete Hoekstra	122	53.51
Tom George	3	1.32
Rick Snyder.	68	29.82
WRITE-IN.	0	

REPRESENTATIVE IN CONGRESS 2ND DISTRICT
Vote for not more than 1

Bill Cooper.	7	3.13
Bill Huizenga	98	43.75
Wayne D. Kuipers	49	21.88
Chris Larson	1	.45
Field Reichardt	21	9.38
Jay Riemersma	45	20.09
Ted Schendel	1	.45
WRITE-IN.	2	.89

STATE SENATOR 30TH DISTRICT
Vote for not more than 1

Arlan B. Meekhof	72	34.78
Timothy O'Donnell.	11	5.31
Brett VanderKamp	124	59.90
WRITE-IN.	0	

STATE REPRESENTATIVE 90TH DISTRICT
Vote for not more than 1

Joe Haveman.	146	97.99
WRITE-IN.	3	2.01

COUNTY COMMISSIONER 8TH DISTRICT
Vote for not more than 1

Don Disselkoen.	145	97.97
WRITE-IN.	3	2.03

********** (Democratic) **********

GOVERNOR
Vote for not more than 1

Virg Bernero	36	69.23
Andy Dillon.	15	28.85
WRITE-IN.	1	1.92

REPRESENTATIVE IN CONGRESS 2ND DISTRICT
Vote for not more than 1

Fred Johnson	43	81.13
Nicolette McClure.	9	16.98
WRITE-IN.	1	1.89

STATE SENATOR 30TH DISTRICT
Vote for not more than 1

John Chester	42	97.67
WRITE-IN.	1	2.33

STATE REPRESENTATIVE 90TH DISTRICT
Vote for not more than 1

WRITE-IN.	8	100.00

COUNTY COMMISSIONER 8TH DISTRICT
Vote for not more than 1

WRITE-IN.	8	100.00

********** (Nonpartisan) **********

JUDGE OF CIRCUIT COURT 20TH CIRCUIT
Vote for not more than 1

Kent D. Engle	83	45.60
Chris A. Houghtaling.	15	8.24
David Rhem	82	45.05
WRITE-IN.	2	1.10

ELECTION SUMMARY PRIMARY ELECTION OFFICIAL RESULTS
RUN DATE:08/18/10 OTTAWA COUNTY, MICHIGAN
RUN TIME:11:27 AM AUGUST 3, 2010
STATISTICS

0407 CITY OF HOLLAND W3 P2

	VOTES	PERCENT
REGISTERED VOTERS - TOTAL	1507	
BALLOTS CAST - TOTAL	249	
BALLOTS CAST - REPUBLICAN	197	79.12
BALLOTS CAST - DEMOCRATIC	49	19.68
BALLOTS CAST - NONPARTISAN	3	1.20
VOTER TURNOUT - TOTAL		16.52

********** (Republican) **********

GOVERNOR
Vote for not more than 1

Mike Bouchard	8	4.06
Mike Cox	31	15.74
Pete Hoekstra	108	54.82
Tom George	3	1.52
Rick Snyder	46	23.35
WRITE-IN	1	.51

REPRESENTATIVE IN CONGRESS 2ND DISTRICT
Vote for not more than 1

Bill Cooper	18	9.52
Bill Huizenga	53	28.04
Wayne D. Kuipers	46	24.34
Chris Larson	3	1.59
Field Reichardt	12	6.35
Jay Riemersma	45	23.81
Ted Schendel	11	5.82
WRITE-IN	1	.53

STATE SENATOR 30TH DISTRICT
Vote for not more than 1

Arlan B. Meekhof	64	35.96
Timothy O'Donnell	19	10.67
Brett VanderKamp	94	52.81
WRITE-IN	1	.56

STATE REPRESENTATIVE 90TH DISTRICT
Vote for not more than 1

Joe Haveman	140	98.59

WRITE-IN.	2	1.41

COUNTY COMMISSIONER 8TH DISTRICT
Vote for not more than 1

Don Disselkoen.	133	97.79
WRITE-IN.	3	2.21

********** (Democratic) **********

GOVERNOR
Vote for not more than 1

Virg Bernero	21	43.75
Andy Dillon.	27	56.25
WRITE-IN.	0	

REPRESENTATIVE IN CONGRESS 2ND DISTRICT
Vote for not more than 1

Fred Johnson	37	75.51
Nicolette McClure.	12	24.49
WRITE-IN.	0	

STATE SENATOR 30TH DISTRICT
Vote for not more than 1

John Chester	45	100.00
WRITE-IN.	0	

STATE REPRESENTATIVE 90TH DISTRICT
Vote for not more than 1

WRITE-IN.	7	100.00

COUNTY COMMISSIONER 8TH DISTRICT
Vote for not more than 1

WRITE-IN.	7	100.00

********** (Nonpartisan) **********

JUDGE OF CIRCUIT COURT 20TH CIRCUIT
Vote for not more than 1

Kent D. Engle	64	43.54
Chris A. Houghtaling.	15	10.20
David Rhem	67	45.58
WRITE-IN.	1	.68

ELECTION SUMMARY PRIMARY ELECTION OFFICIAL RESULTS
RUN DATE:08/18/10 OTTAWA COUNTY, MICHIGAN
RUN TIME:11:27 AM AUGUST 3, 2010

STATISTICS

0408 CITY OF HOLLAND W4 P1

	VOTES	PERCENT
REGISTERED VOTERS - TOTAL	1770	
BALLOTS CAST - TOTAL	790	
BALLOTS CAST - REPUBLICAN	689	87.22
BALLOTS CAST - DEMOCRATIC	86	10.89
BALLOTS CAST - NONPARTISAN	15	1.90
VOTER TURNOUT - TOTAL		44.63

********** (Republican) **********

GOVERNOR
Vote for not more than 1

Mike Bouchard	18	2.61
Mike Cox	47	6.82
Pete Hoekstra	453	65.75
Tom George	4	.58
Rick Snyder	167	24.24
WRITE-IN	0	

REPRESENTATIVE IN CONGRESS 2ND DISTRICT
Vote for not more than 1

Bill Cooper	45	6.63
Bill Huizenga	300	44.18
Wayne D. Kuipers	130	19.15
Chris Larson	7	1.03
Field Reichardt	44	6.48
Jay Riemersma	148	21.80
Ted Schendel	5	.74
WRITE-IN	0	

STATE SENATOR 30TH DISTRICT
Vote for not more than 1

Arlan B. Meekhof	217	34.50
Timothy O'Donnell	37	5.88
Brett VanderKamp	375	59.62
WRITE-IN	0	

STATE REPRESENTATIVE 90TH DISTRICT
Vote for not more than 1

Joe Haveman	461	99.14
WRITE-IN	4	.86

COUNTY COMMISSIONER 1ST DISTRICT

Vote for not more than 1

Glenn Bareman	158	32.85
Gerald L. Hunsburger.	133	27.65
Stu Visser	189	39.29
WRITE-IN.	1	.21

********** (Democratic) **********

GOVERNOR
Vote for not more than 1

Virg Bernero	53	63.10
Andy Dillon.	31	36.90
WRITE-IN.	0	

REPRESENTATIVE IN CONGRESS 2ND DISTRICT
Vote for not more than 1

Fred Johnson	67	79.76
Nicolette McClure.	17	20.24
WRITE-IN.	0	

STATE SENATOR 30TH DISTRICT
Vote for not more than 1

John Chester	76	100.00
WRITE-IN.	0	

STATE REPRESENTATIVE 90TH DISTRICT
Vote for not more than 1

WRITE-IN.	5	100.00

COUNTY COMMISSIONER 1ST DISTRICT
Vote for not more than 1

WRITE-IN.	5	100.00

********** (Nonpartisan) **********

JUDGE OF CIRCUIT COURT 20TH CIRCUIT
Vote for not more than 1

Kent D. Engle	276	47.75
Chris A. Houghtaling.	31	5.36
David Rhem	270	46.71
WRITE-IN.	1	.17

ELECTION SUMMARY PRIMARY ELECTION OFFICIAL RESULTS
RUN DATE:08/18/10 OTTAWA COUNTY, MICHIGAN
RUN TIME:11:27 AM AUGUST 3, 2010
STATISTICS

0409 CITY OF HOLLAND W4 P2

	VOTES	PERCENT
REGISTERED VOTERS - TOTAL	1246	
BALLOTS CAST - TOTAL	503	
BALLOTS CAST - REPUBLICAN	449	89.26
BALLOTS CAST - DEMOCRATIC	38	7.55
BALLOTS CAST - NONPARTISAN	16	3.18
VOTER TURNOUT - TOTAL		40.37

********** (Republican) **********

GOVERNOR
Vote for not more than 1

Mike Bouchard	8	1.79
Mike Cox	43	9.60
Pete Hoekstra	325	72.54
Tom George	8	1.79
Rick Snyder	64	14.29
WRITE-IN	0	

REPRESENTATIVE IN CONGRESS 2ND DISTRICT
Vote for not more than 1

Bill Cooper	30	6.71
Bill Huizenga	173	38.70
Wayne D. Kuipers	110	24.61
Chris Larson	4	.89
Field Reichardt	19	4.25
Jay Riemersma	106	23.71
Ted Schendel	5	1.12
WRITE-IN	0	

COUNTY COMMISSIONER 2ND DISTRICT
Vote for not more than 1

Steve McNeal	349	99.71
WRITE-IN	1	.29

********** (Democratic) **********

GOVERNOR
Vote for not more than 1

Virg Bernero	20	54.05
Andy Dillon	17	45.95
WRITE-IN	0	

REPRESENTATIVE IN CONGRESS 2ND DISTRICT
Vote for not more than 1

Fred Johnson	31	81.58

Nicolette McClure.	7	18.42
WRITE-IN.	0	

COUNTY COMMISSIONER 2ND DISTRICT
Vote for not more than 1

WRITE-IN.	4	100.00

ELECTION SUMMARY — PRIMARY ELECTION — OFFICIAL RESULTS
RUN DATE:08/18/10 — OTTAWA COUNTY, MICHIGAN
RUN TIME:11:27 AM — AUGUST 3, 2010
STATISTICS

0410 CITY OF HOLLAND W4 P3

	VOTES	PERCENT
REGISTERED VOTERS - TOTAL	1554	
BALLOTS CAST - TOTAL.	415	
BALLOTS CAST - REPUBLICAN	368	88.67
BALLOTS CAST - DEMOCRATIC	38	9.16
BALLOTS CAST - NONPARTISAN.	9	2.17
VOTER TURNOUT - TOTAL		26.71

********** (Republican) **********

GOVERNOR
Vote for not more than 1

Mike Bouchard	6	1.64
Mike Cox.	41	11.20
Pete Hoekstra	233	63.66
Tom George	3	.82
Rick Snyder.	83	22.68
WRITE-IN.	0	

REPRESENTATIVE IN CONGRESS 2ND DISTRICT
Vote for not more than 1

Bill Cooper.	17	4.64
Bill Huizenga	107	29.23
Wayne D. Kuipers	132	36.07
Chris Larson	1	.27
Field Reichardt	24	6.56
Jay Riemersma	83	22.68
Ted Schendel	2	.55
WRITE-IN.	0	

STATE SENATOR 30TH DISTRICT
Vote for not more than 1

Arlan B. Meekhof	149	44.88
Timothy O'Donnell.	26	7.83

Brett VanderKamp	155	46.69
WRITE-IN.	2	.60

STATE REPRESENTATIVE 90TH DISTRICT
Vote for not more than 1

Joe Haveman.	281	97.91
WRITE-IN.	6	2.09

COUNTY COMMISSIONER 1ST DISTRICT
Vote for not more than 1

Glenn Bareman	63	21.80
Gerald L. Hunsburger.	65	22.49
Stu Visser	160	55.36
WRITE-IN.	1	.35

********** (Democratic) **********

GOVERNOR
Vote for not more than 1

Virg Bernero	26	70.27
Andy Dillon.	11	29.73
WRITE-IN.	0	

REPRESENTATIVE IN CONGRESS 2ND DISTRICT
Vote for not more than 1

Fred Johnson	27	72.97
Nicolette McClure.	10	27.03
WRITE-IN.	0	

STATE SENATOR 30TH DISTRICT
Vote for not more than 1

John Chester	31	100.00
WRITE-IN.	0	

STATE REPRESENTATIVE 90TH DISTRICT
Vote for not more than 1

WRITE-IN.	10	100.00

COUNTY COMMISSIONER 1ST DISTRICT
Vote for not more than 1

WRITE-IN.	9	100.00

********** (Nonpartisan) **********

JUDGE OF CIRCUIT COURT 20TH CIRCUIT

Vote for not more than 1

Kent D. Engle	150	53.19
Chris A. Houghtaling.	23	8.16
David Rhem	109	38.65
WRITE-IN.	0	

ELECTION SUMMARY PRIMARY ELECTION OFFICIAL RESULTS
RUN DATE:08/18/10 OTTAWA COUNTY, MICHIGAN
RUN TIME:11:27 AM AUGUST 3, 2010
STATISTICS

0411 CITY OF HOLLAND W5 P1

	VOTES	PERCENT
REGISTERED VOTERS - TOTAL	1197	
BALLOTS CAST - TOTAL.	272	
BALLOTS CAST - REPUBLICAN	237	87.13
BALLOTS CAST - DEMOCRATIC	26	9.56
BALLOTS CAST - NONPARTISAN.	9	3.31
VOTER TURNOUT - TOTAL		22.72

********** (Republican) **********

GOVERNOR
Vote for not more than 1

Mike Bouchard	2	.85
Mike Cox.	23	9.75
Pete Hoekstra	159	67.37
Tom George	2	.85
Rick Snyder.	49	20.76
WRITE-IN.	1	.42

REPRESENTATIVE IN CONGRESS 2ND DISTRICT
Vote for not more than 1

Bill Cooper.	11	4.68
Bill Huizenga	82	34.89
Wayne D. Kuipers	67	28.51
Chris Larson	1	.43
Field Reichardt	9	3.83
Jay Riemersma	61	25.96
Ted Schendel	4	1.70
WRITE-IN.	0	

COUNTY COMMISSIONER 2ND DISTRICT
Vote for not more than 1

Steve McNeal	185	98.40
WRITE-IN.	3	1.60

********** (Democratic) **********

GOVERNOR
Vote for not more than 1

Virg Bernero	12	46.15
Andy Dillon.	14	53.85
WRITE-IN.	0	

REPRESENTATIVE IN CONGRESS 2ND DISTRICT
Vote for not more than 1

Fred Johnson	19	73.08
Nicolette McClure.	7	26.92
WRITE-IN.	0	

COUNTY COMMISSIONER 2ND DISTRICT
Vote for not more than 1

WRITE-IN.	3	100.00

ELECTION SUMMARY PRIMARY ELECTION OFFICIAL RESULTS
RUN DATE:08/18/10 OTTAWA COUNTY, MICHIGAN
RUN TIME:11:27 AM AUGUST 3, 2010
STATISTICS

0412 CITY OF HOLLAND W5 P2

	VOTES	PERCENT
REGISTERED VOTERS - TOTAL	1046	
BALLOTS CAST - TOTAL.	431	
BALLOTS CAST - REPUBLICAN	384	89.10
BALLOTS CAST - DEMOCRATIC	37	8.58
BALLOTS CAST - NONPARTISAN.	10	2.32
VOTER TURNOUT - TOTAL		41.20

********** (Republican) **********

GOVERNOR
Vote for not more than 1

Mike Bouchard	12	3.13
Mike Cox.	36	9.38
Pete Hoekstra	280	72.92
Tom George	3	.78
Rick Snyder.	52	13.54
WRITE-IN.	1	.26

REPRESENTATIVE IN CONGRESS 2ND DISTRICT
Vote for not more than 1

Bill Cooper.	37	9.74
Bill Huizenga	176	46.32
Wayne D. Kuipers	85	22.37

Chris Larson	2	.53
Field Reichardt	4	1.05
Jay Riemersma	75	19.74
Ted Schendel	1	.26
WRITE-IN.	0	

COUNTY COMMISSIONER 2ND DISTRICT
Vote for not more than 1

Steve McNeal	284	99.30
WRITE-IN.	2	.70

********** (Democratic) **********

GOVERNOR
Vote for not more than 1

Virg Bernero	15	44.12
Andy Dillon.	19	55.88
WRITE-IN.	0	

REPRESENTATIVE IN CONGRESS 2ND DISTRICT
Vote for not more than 1

Fred Johnson	32	88.89
Nicolette McClure.	4	11.11
WRITE-IN.	0	

COUNTY COMMISSIONER 2ND DISTRICT
Vote for not more than 1

WRITE-IN.	1	100.00

ELECTION SUMMARY — PRIMARY ELECTION — OFFICIAL RESULTS
RUN DATE:08/18/10 — OTTAWA COUNTY, MICHIGAN
RUN TIME:11:27 AM — AUGUST 3, 2010
STATISTICS

0413 CITY OF HOLLAND W5 P3

	VOTES	PERCENT
REGISTERED VOTERS - TOTAL	1408	
BALLOTS CAST - TOTAL.	506	
BALLOTS CAST - REPUBLICAN	458	90.51
BALLOTS CAST - DEMOCRATIC	31	6.13
BALLOTS CAST - NONPARTISAN.	17	3.36
VOTER TURNOUT - TOTAL		35.94

********** (Republican) **********

GOVERNOR
Vote for not more than 1

Mike Bouchard	12	2.63
Mike Cox.	31	6.78
Pete Hoekstra	322	70.46
Tom George	4	.88
Rick Snyder.	88	19.26
WRITE-IN.	0	

REPRESENTATIVE IN CONGRESS 2ND DISTRICT
Vote for not more than 1

Bill Cooper.	28	6.26
Bill Huizenga	160	35.79
Wayne D. Kuipers	136	30.43
Chris Larson	1	.22
Field Reichardt	11	2.46
Jay Riemersma	108	24.16
Ted Schendel	3	.67
WRITE-IN.	0	

COUNTY COMMISSIONER 2ND DISTRICT
Vote for not more than 1

Steve McNeal	348	99.15
WRITE-IN.	3	.85

********** (Democratic) **********

GOVERNOR
Vote for not more than 1

Virg Bernero	20	68.97
Andy Dillon.	9	31.03
WRITE-IN.	0	

REPRESENTATIVE IN CONGRESS 2ND DISTRICT
Vote for not more than 1

Fred Johnson	23	82.14
Nicolette McClure.	5	17.86
WRITE-IN.	0	

COUNTY COMMISSIONER 2ND DISTRICT
Vote for not more than 1

WRITE-IN.	1	100.00

ELECTION SUMMARY PRIMARY ELECTION OFFICIAL RESULTS
RUN DATE:08/18/10 OTTAWA COUNTY, MICHIGAN
RUN TIME:11:27 AM AUGUST 3, 2010
STATISTICS

0414 CITY OF HOLLAND W6 P1

	VOTES	PERCENT
REGISTERED VOTERS - TOTAL	1865	
BALLOTS CAST - TOTAL	323	
BALLOTS CAST - REPUBLICAN	265	82.04
BALLOTS CAST - DEMOCRATIC	54	16.72
BALLOTS CAST - NONPARTISAN	4	1.24
VOTER TURNOUT - TOTAL		17.32

********** (Republican) **********

GOVERNOR
Vote for not more than 1

Mike Bouchard	7	2.65
Mike Cox	27	10.23
Pete Hoekstra	157	59.47
Tom George	3	1.14
Rick Snyder	70	26.52
WRITE-IN	0	

REPRESENTATIVE IN CONGRESS 2ND DISTRICT
Vote for not more than 1

Bill Cooper	22	8.46
Bill Huizenga	110	42.31
Wayne D. Kuipers	55	21.15
Chris Larson	2	.77
Field Reichardt	12	4.62
Jay Riemersma	55	21.15
Ted Schendel	4	1.54
WRITE-IN	0	

STATE SENATOR 30TH DISTRICT
Vote for not more than 1

Arlan B. Meekhof	87	35.66
Timothy O'Donnell	24	9.84
Brett VanderKamp	133	54.51
WRITE-IN	0	

STATE REPRESENTATIVE 90TH DISTRICT
Vote for not more than 1

Joe Haveman	213	98.61
WRITE-IN	3	1.39

COUNTY COMMISSIONER 8TH DISTRICT
Vote for not more than 1

Don Disselkoen	210	98.59
WRITE-IN	3	1.41

********** (Democratic) **********

GOVERNOR
Vote for not more than 1

Virg Bernero	33	64.71
Andy Dillon	18	35.29
WRITE-IN	0	

REPRESENTATIVE IN CONGRESS 2ND DISTRICT
Vote for not more than 1

Fred Johnson	47	88.68
Nicolette McClure	6	11.32
WRITE-IN	0	

STATE SENATOR 30TH DISTRICT
Vote for not more than 1

John Chester	47	100.00
WRITE-IN	0	

STATE REPRESENTATIVE 90TH DISTRICT
Vote for not more than 1

WRITE-IN	14	100.00

COUNTY COMMISSIONER 8TH DISTRICT
Vote for not more than 1

WRITE-IN	13	100.00

********** (Nonpartisan) **********

JUDGE OF CIRCUIT COURT 20TH CIRCUIT
Vote for not more than 1

Kent D. Engle	124	47.51
Chris A. Houghtaling	26	9.96
David Rhem	110	42.15
WRITE-IN	1	.38

ELECTION SUMMARY — PRIMARY ELECTION — OFFICIAL RESULTS
RUN DATE:08/18/10 — OTTAWA COUNTY, MICHIGAN
RUN TIME:11:27 AM — AUGUST 3, 2010
STATISTICS

0415 CITY OF HOLLAND W6 P2

	VOTES	PERCENT
REGISTERED VOTERS - TOTAL	1766	
BALLOTS CAST - TOTAL	654	

BALLOTS CAST - REPUBLICAN	524	80.12
BALLOTS CAST - DEMOCRATIC	113	17.28
BALLOTS CAST - NONPARTISAN	17	2.60
VOTER TURNOUT - TOTAL		37.03

********** (Republican) **********

GOVERNOR
Vote for not more than 1

Mike Bouchard	19	3.65
Mike Cox	53	10.17
Pete Hoekstra	300	57.58
Tom George	2	.38
Rick Snyder	147	28.21
WRITE-IN	0	

REPRESENTATIVE IN CONGRESS 2ND DISTRICT
Vote for not more than 1

Bill Cooper	39	7.63
Bill Huizenga	183	35.81
Wayne D. Kuipers	117	22.90
Chris Larson	4	.78
Field Reichardt	42	8.22
Jay Riemersma	122	23.87
Ted Schendel	4	.78
WRITE-IN	0	

STATE SENATOR 30TH DISTRICT
Vote for not more than 1

Arlan B. Meekhof	173	36.12
Timothy O'Donnell	41	8.56
Brett VanderKamp	265	55.32
WRITE-IN	0	

STATE REPRESENTATIVE 90TH DISTRICT
Vote for not more than 1

Joe Haveman	412	99.28
WRITE-IN	3	.72

COUNTY COMMISSIONER 8TH DISTRICT
Vote for not more than 1

Don Disselkoen	397	99.50
WRITE-IN	2	.50

********** (Democratic) **********

GOVERNOR

Vote for not more than 1

Virg Bernero	52	49.06
Andy Dillon	53	50.00
WRITE-IN	1	.94

REPRESENTATIVE IN CONGRESS 2ND DISTRICT

Vote for not more than 1

Fred Johnson	96	85.71
Nicolette McClure	15	13.39
WRITE-IN	1	.89

STATE SENATOR 30TH DISTRICT

Vote for not more than 1

John Chester	95	98.96
WRITE-IN	1	1.04

STATE REPRESENTATIVE 90TH DISTRICT

Vote for not more than 1

WRITE-IN	14	100.00

COUNTY COMMISSIONER 8TH DISTRICT

Vote for not more than 1

WRITE-IN	11	100.00

********** (Nonpartisan) **********

JUDGE OF CIRCUIT COURT 20TH CIRCUIT

Vote for not more than 1

Kent D. Engle	196	44.95
Chris A. Houghtaling	22	5.05
David Rhem	218	50.00
WRITE-IN	0	

ELECTION SUMMARY — PRIMARY ELECTION — OFFICIAL RESULTS
RUN DATE:08/18/10 — OTTAWA COUNTY, MICHIGAN
RUN TIME:11:27 AM — AUGUST 3, 2010
STATISTICS

0501 CITY OF HUDSONVILLE W1

	VOTES	PERCENT
REGISTERED VOTERS - TOTAL	1826	
BALLOTS CAST - TOTAL	566	
BALLOTS CAST - REPUBLICAN	542	95.76
BALLOTS CAST - DEMOCRATIC	14	2.47
BALLOTS CAST - NONPARTISAN	10	1.77
VOTER TURNOUT - TOTAL		31.00

********** (Republican) **********

GOVERNOR
Vote for not more than 1

Mike Bouchard	16	2.96
Mike Cox	68	12.59
Pete Hoekstra	367	67.96
Tom George	5	.93
Rick Snyder	84	15.56
WRITE-IN	0	

REPRESENTATIVE IN CONGRESS 2ND DISTRICT
Vote for not more than 1

Bill Cooper	21	3.90
Bill Huizenga	168	31.23
Wayne D. Kuipers	148	27.51
Chris Larson	4	.74
Field Reichardt	9	1.67
Jay Riemersma	184	34.20
Ted Schendel	4	.74
WRITE-IN	0	

STATE SENATOR 30TH DISTRICT
Vote for not more than 1

Arlan B. Meekhof	255	51.52
Timothy O'Donnell	32	6.46
Brett VanderKamp	208	42.02
WRITE-IN	0	

STATE REPRESENTATIVE 90TH DISTRICT
Vote for not more than 1

Joe Haveman	447	99.78
WRITE-IN	1	.22

COUNTY COMMISSIONER 10TH DISTRICT
Vote for not more than 1

Jim Holtrop	436	99.54
WRITE-IN	2	.46

********** (Democratic) **********

GOVERNOR
Vote for not more than 1

Virg Bernero	8	57.14
Andy Dillon	6	42.86
WRITE-IN	0	

REPRESENTATIVE IN CONGRESS 2ND DISTRICT
Vote for not more than 1

Fred Johnson	7	50.00
Nicolette McClure.	7	50.00
WRITE-IN.	0	

STATE SENATOR 30TH DISTRICT
Vote for not more than 1

John Chester	14	100.00
WRITE-IN.	0	

STATE REPRESENTATIVE 90TH DISTRICT
Vote for not more than 1

WRITE-IN.	0	

COUNTY COMMISSIONER 10TH DISTRICT
Vote for not more than 1

WRITE-IN.	0	

********** (Nonpartisan) **********

JUDGE OF CIRCUIT COURT 20TH CIRCUIT
Vote for not more than 1

Kent D. Engle	171	45.24
Chris A. Houghtaling.	57	15.08
David Rhem	150	39.68
WRITE-IN.	0	

ELECTION SUMMARY PRIMARY ELECTION OFFICIAL RESULTS
RUN DATE:08/18/10 OTTAWA COUNTY, MICHIGAN
RUN TIME:11:27 AM AUGUST 3, 2010
STATISTICS

0502 CITY OF HUDSONVILLE W2

	VOTES	PERCENT
REGISTERED VOTERS - TOTAL	1380	
BALLOTS CAST - TOTAL.	425	
BALLOTS CAST - REPUBLICAN	401	94.35
BALLOTS CAST - DEMOCRATIC	17	4.00
BALLOTS CAST - NONPARTISAN.	7	1.65
VOTER TURNOUT - TOTAL		30.80

********** (Republican) **********

GOVERNOR

Vote for not more than 1

Mike Bouchard	14	3.51
Mike Cox	45	11.28
Pete Hoekstra	301	75.44
Tom George	3	.75
Rick Snyder	36	9.02
WRITE-IN	0	

REPRESENTATIVE IN CONGRESS 2ND DISTRICT

Vote for not more than 1

Bill Cooper	11	2.79
Bill Huizenga	141	35.79
Wayne D. Kuipers	125	31.73
Chris Larson	4	1.02
Field Reichardt	6	1.52
Jay Riemersma	104	26.40
Ted Schendel	3	.76
WRITE-IN	0	

STATE SENATOR 30TH DISTRICT

Vote for not more than 1

Arlan B. Meekhof	203	53.99
Timothy O'Donnell	20	5.32
Brett VanderKamp	153	40.69
WRITE-IN	0	

STATE REPRESENTATIVE 90TH DISTRICT

Vote for not more than 1

Joe Haveman	336	99.70
WRITE-IN	1	.30

COUNTY COMMISSIONER 10TH DISTRICT

Vote for not more than 1

Jim Holtrop	330	99.40
WRITE-IN	2	.60

********** (Democratic) **********

GOVERNOR

Vote for not more than 1

Virg Bernero	10	58.82
Andy Dillon	6	35.29
WRITE-IN	1	5.88

REPRESENTATIVE IN CONGRESS 2ND DISTRICT

Vote for not more than 1

Fred Johnson	4	26.67
Nicolette McClure.	10	66.67
WRITE-IN.	1	6.67

STATE SENATOR 30TH DISTRICT
Vote for not more than 1

John Chester	13	92.86
WRITE-IN.	1	7.14

STATE REPRESENTATIVE 90TH DISTRICT
Vote for not more than 1

WRITE-IN.	4	100.00

COUNTY COMMISSIONER 10TH DISTRICT
Vote for not more than 1

WRITE-IN.	4	100.00

********** (Nonpartisan) **********

JUDGE OF CIRCUIT COURT 20TH CIRCUIT
Vote for not more than 1

Kent D. Engle	132	44.75
Chris A. Houghtaling.	36	12.20
David Rhem	126	42.71
WRITE-IN.	1	.34

ELECTION SUMMARY — PRIMARY ELECTION — OFFICIAL RESULTS
RUN DATE:08/18/10 — OTTAWA COUNTY, MICHIGAN
RUN TIME:11:27 AM — AUGUST 3, 2010
STATISTICS

0503 CITY OF HUDSONVILLE W3

	VOTES	PERCENT
REGISTERED VOTERS - TOTAL	1833	
BALLOTS CAST - TOTAL.	733	
BALLOTS CAST - REPUBLICAN	698	95.23
BALLOTS CAST - DEMOCRATIC	32	4.37
BALLOTS CAST - NONPARTISAN.	3	.41
VOTER TURNOUT - TOTAL		39.99

********** (Republican) **********

GOVERNOR
Vote for not more than 1

Mike Bouchard	23	3.30
Mike Cox.	105	15.04
Pete Hoekstra	519	74.36

Tom George	0	
Rick Snyder	51	7.31
WRITE-IN	0	

REPRESENTATIVE IN CONGRESS 2ND DISTRICT
Vote for not more than 1

Bill Cooper	44	6.40
Bill Huizenga	250	36.34
Wayne D. Kuipers	185	26.89
Chris Larson	2	.29
Field Reichardt	3	.44
Jay Riemersma	203	29.51
Ted Schendel	1	.15
WRITE-IN	0	

STATE SENATOR 30TH DISTRICT
Vote for not more than 1

Arlan B. Meekhof	286	44.07
Timothy O'Donnell	29	4.47
Brett VanderKamp	334	51.46
WRITE-IN	0	

STATE REPRESENTATIVE 90TH DISTRICT
Vote for not more than 1

Joe Haveman	582	99.83
WRITE-IN	1	.17

COUNTY COMMISSIONER 10TH DISTRICT
Vote for not more than 1

Jim Holtrop	570	100.00
WRITE-IN	0	

********** (Democratic) **********

GOVERNOR
Vote for not more than 1

Virg Bernero	10	31.25
Andy Dillon	22	68.75
WRITE-IN	0	

REPRESENTATIVE IN CONGRESS 2ND DISTRICT
Vote for not more than 1

Fred Johnson	18	58.06
Nicolette McClure	13	41.94
WRITE-IN	0	

STATE SENATOR 30TH DISTRICT
Vote for not more than 1

John Chester	27	100.00
WRITE-IN.	0	

STATE REPRESENTATIVE 90TH DISTRICT
Vote for not more than 1

WRITE-IN.	7	100.00

COUNTY COMMISSIONER 10TH DISTRICT
Vote for not more than 1

WRITE-IN.	7	100.00

********** (Nonpartisan) **********

JUDGE OF CIRCUIT COURT 20TH CIRCUIT
Vote for not more than 1

Kent D. Engle	256	47.94
Chris A. Houghtaling.	52	9.74
David Rhem	225	42.13
WRITE-IN.	1	.19

ELECTION SUMMARY — PRIMARY ELECTION — OFFICIAL RESULTS
RUN DATE:08/18/10 — OTTAWA COUNTY, MICHIGAN
RUN TIME:11:27 AM — AUGUST 3, 2010
STATISTICS

0601 CITY OF ZEELAND P1

	VOTES	PERCENT
REGISTERED VOTERS - TOTAL	777	
BALLOTS CAST - TOTAL.	326	
BALLOTS CAST - REPUBLICAN	302	92.64
BALLOTS CAST - DEMOCRATIC	18	5.52
BALLOTS CAST - NONPARTISAN.	6	1.84
VOTER TURNOUT - TOTAL		41.96

********** (Republican) **********

GOVERNOR
Vote for not more than 1

Mike Bouchard	8	2.67
Mike Cox.	48	16.00
Pete Hoekstra	195	65.00
Tom George	2	.67
Rick Snyder.	47	15.67
WRITE-IN.	0	

REPRESENTATIVE IN CONGRESS 2ND DISTRICT
Vote for not more than 1

Bill Cooper.	14	4.68
Bill Huizenga	140	46.82
Wayne D. Kuipers	37	12.37
Chris Larson	2	.67
Field Reichardt	4	1.34
Jay Riemersma	92	30.77
Ted Schendel	10	3.34
WRITE-IN.	0	

STATE SENATOR 30TH DISTRICT
Vote for not more than 1

Arlan B. Meekhof	119	42.35
Timothy O'Donnell.	21	7.47
Brett VanderKamp	140	49.82
WRITE-IN.	1	.36

STATE REPRESENTATIVE 90TH DISTRICT
Vote for not more than 1

Joe Haveman.	231	99.57
WRITE-IN.	1	.43

COUNTY COMMISSIONER 9TH DISTRICT
Vote for not more than 1

Robert W. Karsten.	230	99.57
WRITE-IN.	1	.43

********** (Democratic) **********

GOVERNOR
Vote for not more than 1

Virg Bernero	10	58.82
Andy Dillon.	7	41.18
WRITE-IN.	0	

REPRESENTATIVE IN CONGRESS 2ND DISTRICT
Vote for not more than 1

Fred Johnson	13	72.22
Nicolette McClure.	5	27.78
WRITE-IN.	0	

STATE SENATOR 30TH DISTRICT
Vote for not more than 1

John Chester	13	100.00

WRITE-IN.	0	

STATE REPRESENTATIVE 90TH DISTRICT
Vote for not more than 1

WRITE-IN.	5	100.00

COUNTY COMMISSIONER 9TH DISTRICT
Vote for not more than 1

WRITE-IN.	5	100.00

********** (Nonpartisan) **********

JUDGE OF CIRCUIT COURT 20TH CIRCUIT
Vote for not more than 1

Kent D. Engle	169	70.42
Chris A. Houghtaling.	13	5.42
David Rhem	58	24.17
WRITE-IN.	0	

ELECTION SUMMARY PRIMARY ELECTION OFFICIAL RESULTS
RUN DATE:08/18/10 OTTAWA COUNTY, MICHIGAN
RUN TIME:11:27 AM AUGUST 3, 2010
STATISTICS

0602 CITY OF ZEELAND P2

	VOTES	PERCENT
REGISTERED VOTERS - TOTAL	742	
BALLOTS CAST - TOTAL.	227	
BALLOTS CAST - REPUBLICAN	204	89.87
BALLOTS CAST - DEMOCRATIC	18	7.93
BALLOTS CAST - NONPARTISAN.	5	2.20
VOTER TURNOUT - TOTAL		30.59

********** (Republican) **********

GOVERNOR
Vote for not more than 1

Mike Bouchard	6	2.94
Mike Cox.	12	5.88
Pete Hoekstra	146	71.57
Tom George	2	.98
Rick Snyder.	38	18.63
WRITE-IN.	0	

REPRESENTATIVE IN CONGRESS 2ND DISTRICT
Vote for not more than 1

Bill Cooper.	7	3.48

Bill Huizenga	106	52.74
Wayne D. Kuipers	22	10.95
Chris Larson	0	
Field Reichardt	6	2.99
Jay Riemersma	52	25.87
Ted Schendel	8	3.98
WRITE-IN.	0	

STATE SENATOR 30TH DISTRICT
Vote for not more than 1

Arlan B. Meekhof	74	39.78
Timothy O'Donnell.	8	4.30
Brett VanderKamp	103	55.38
WRITE-IN.	1	.54

STATE REPRESENTATIVE 90TH DISTRICT
Vote for not more than 1

Joe Haveman.	156	98.11
WRITE-IN.	3	1.89

COUNTY COMMISSIONER 9TH DISTRICT
Vote for not more than 1

Robert W. Karsten.	153	98.08
WRITE-IN.	3	1.92

********** (Democratic) **********

GOVERNOR
Vote for not more than 1

Virg Bernero	14	77.78
Andy Dillon.	4	22.22
WRITE-IN.	0	

REPRESENTATIVE IN CONGRESS 2ND DISTRICT
Vote for not more than 1

Fred Johnson	12	70.59
Nicolette McClure.	4	23.53
WRITE-IN.	1	5.88

STATE SENATOR 30TH DISTRICT
Vote for not more than 1

John Chester	12	85.71
WRITE-IN.	2	14.29

STATE REPRESENTATIVE 90TH DISTRICT

Vote for not more than 1

WRITE-IN.	5	100.00

COUNTY COMMISSIONER 9TH DISTRICT

Vote for not more than 1

WRITE-IN.	6	100.00

********** (Nonpartisan) **********

JUDGE OF CIRCUIT COURT 20TH CIRCUIT

Vote for not more than 1

Kent D. Engle	102	70.34
Chris A. Houghtaling.	8	5.52
David Rhem	35	24.14
WRITE-IN.	0	

ELECTION SUMMARY PRIMARY ELECTION OFFICIAL RESULTS
RUN DATE:08/18/10 OTTAWA COUNTY, MICHIGAN
RUN TIME:11:27 AM AUGUST 3, 2010
STATISTICS

0603 CITY OF ZEELAND P3

	VOTES	PERCENT
REGISTERED VOTERS - TOTAL	966	
BALLOTS CAST - TOTAL.	278	
BALLOTS CAST - REPUBLICAN	255	91.73
BALLOTS CAST - DEMOCRATIC	20	7.19
BALLOTS CAST - NONPARTISAN.	3	1.08
VOTER TURNOUT - TOTAL		28.78

********** (Republican) **********

GOVERNOR

Vote for not more than 1

Mike Bouchard	11	4.33
Mike Cox.	24	9.45
Pete Hoekstra	163	64.17
Tom George	5	1.97
Rick Snyder.	51	20.08
WRITE-IN.	0	

REPRESENTATIVE IN CONGRESS 2ND DISTRICT

Vote for not more than 1

Bill Cooper.	22	8.73
Bill Huizenga	135	53.57
Wayne D. Kuipers	34	13.49
Chris Larson	0	
Field Reichardt	2	.79

Jay Riemersma	55	21.83
Ted Schendel	3	1.19
WRITE-IN.	1	.40

STATE SENATOR 30TH DISTRICT
Vote for not more than 1

Arlan B. Meekhof	109	45.61
Timothy O'Donnell.	14	5.86
Brett VanderKamp	115	48.12
WRITE-IN.	1	.42

STATE REPRESENTATIVE 90TH DISTRICT
Vote for not more than 1

Joe Haveman.	216	99.54
WRITE-IN.	1	.46

COUNTY COMMISSIONER 9TH DISTRICT
Vote for not more than 1

Robert W. Karsten.	216	99.54
WRITE-IN.	1	.46

********** (Democratic) **********

GOVERNOR
Vote for not more than 1

Virg Bernero	6	30.00
Andy Dillon.	14	70.00
WRITE-IN.	0	

REPRESENTATIVE IN CONGRESS 2ND DISTRICT
Vote for not more than 1

Fred Johnson	15	75.00
Nicolette McClure.	5	25.00
WRITE-IN.	0	

STATE SENATOR 30TH DISTRICT
Vote for not more than 1

John Chester	19	100.00
WRITE-IN.	0	

STATE REPRESENTATIVE 90TH DISTRICT
Vote for not more than 1

WRITE-IN.	7	100.00

COUNTY COMMISSIONER 9TH DISTRICT
Vote for not more than 1

WRITE-IN.	6	100.00

********** (Nonpartisan) **********

JUDGE OF CIRCUIT COURT 20TH CIRCUIT
Vote for not more than 1

Kent D. Engle	152	67.56
Chris A. Houghtaling.	10	4.44
David Rhem	63	28.00
WRITE-IN.	0	

ELECTION SUMMARY — PRIMARY ELECTION — OFFICIAL RESULTS
RUN DATE:08/18/10 — OTTAWA COUNTY, MICHIGAN
RUN TIME:11:27 AM — AUGUST 3, 2010
STATISTICS

0604 CITY OF ZEELAND P4

	VOTES	PERCENT
REGISTERED VOTERS - TOTAL	1469	
BALLOTS CAST - TOTAL.	883	
BALLOTS CAST - REPUBLICAN	834	94.45
BALLOTS CAST - DEMOCRATIC	22	2.49
BALLOTS CAST - NONPARTISAN.	27	3.06
VOTER TURNOUT - TOTAL		60.11

********** (Republican) **********

GOVERNOR
Vote for not more than 1

Mike Bouchard	15	1.80
Mike Cox.	86	10.34
Pete Hoekstra	617	74.16
Tom George	4	.48
Rick Snyder.	108	12.98
WRITE-IN.	2	.24

REPRESENTATIVE IN CONGRESS 2ND DISTRICT
Vote for not more than 1

Bill Cooper.	34	4.12
Bill Huizenga	454	54.96
Wayne D. Kuipers	125	15.13
Chris Larson	0	
Field Reichardt	10	1.21
Jay Riemersma	189	22.88
Ted Schendel	14	1.69
WRITE-IN.	0	

STATE SENATOR 30TH DISTRICT
Vote for not more than 1

Arlan B. Meekhof	485	61.31
Timothy O'Donnell	25	3.16
Brett VanderKamp	281	35.52
WRITE-IN	0	

STATE REPRESENTATIVE 90TH DISTRICT
Vote for not more than 1

Joe Haveman	699	99.57
WRITE-IN	3	.43

COUNTY COMMISSIONER 9TH DISTRICT
Vote for not more than 1

Robert W. Karsten	693	99.43
WRITE-IN	4	.57

********** (Democratic) **********

GOVERNOR
Vote for not more than 1

Virg Bernero	7	31.82
Andy Dillon	15	68.18
WRITE-IN	0	

REPRESENTATIVE IN CONGRESS 2ND DISTRICT
Vote for not more than 1

Fred Johnson	17	80.95
Nicolette McClure	4	19.05
WRITE-IN	0	

STATE SENATOR 30TH DISTRICT
Vote for not more than 1

John Chester	15	100.00
WRITE-IN	0	

STATE REPRESENTATIVE 90TH DISTRICT
Vote for not more than 1

WRITE-IN	1	100.00

COUNTY COMMISSIONER 9TH DISTRICT
Vote for not more than 1

WRITE-IN	0	

********** (Nonpartisan) **********

JUDGE OF CIRCUIT COURT 20TH CIRCUIT
Vote for not more than 1

Kent D. Engle	424	68.50
Chris A. Houghtaling.	18	2.91
David Rhem	177	28.59
WRITE-IN.	0	

ELECTION SUMMARY PRIMARY ELECTION OFFICIAL RESULTS
RUN DATE:08/18/10 OTTAWA COUNTY, MICHIGAN
RUN TIME:11:27 AM AUGUST 3, 2010
STATISTICS

0701 ALLENDALE TWP P1

	VOTES	PERCENT
REGISTERED VOTERS - TOTAL	1871	
BALLOTS CAST - TOTAL.	607	
BALLOTS CAST - REPUBLICAN	575	94.73
BALLOTS CAST - DEMOCRATIC	25	4.12
BALLOTS CAST - NONPARTISAN.	7	1.15
VOTER TURNOUT - TOTAL		32.44

********** (Republican) **********

GOVERNOR
Vote for not more than 1

Mike Bouchard	23	4.02
Mike Cox.	98	17.13
Pete Hoekstra	339	59.27
Tom George	5	.87
Rick Snyder.	107	18.71
WRITE-IN.	0	

REPRESENTATIVE IN CONGRESS 2ND DISTRICT
Vote for not more than 1

Bill Cooper.	73	13.27
Bill Huizenga	131	23.82
Wayne D. Kuipers	177	32.18
Chris Larson	10	1.82
Field Reichardt	7	1.27
Jay Riemersma	148	26.91
Ted Schendel	4	.73
WRITE-IN.	0	

STATE SENATOR 30TH DISTRICT
Vote for not more than 1

Arlan B. Meekhof	361	68.24

Timothy O'Donnell.	40	7.56
Brett VanderKamp	128	24.20
WRITE-IN.	0	

STATE REPRESENTATIVE 89TH DISTRICT
Vote for not more than 1

William Easterling, Jr..	20	3.88
Sec Garcia	97	18.83
Brandon M. Hall	8	1.55
John McNeil.	17	3.30
Jeffrey Meyer	199	38.64
David Miller	35	6.80
John Nash	49	9.51
Amanda Price	90	17.48
WRITE-IN.	0	

COUNTY COMMISSIONER 6TH DISTRICT
Vote for not more than 1

Roger Rycenga	385	77.62
Greg Golembiewski.	109	21.98
WRITE-IN.	2	.40

********** (Democratic) **********

GOVERNOR
Vote for not more than 1

Virg Bernero	23	92.00
Andy Dillon.	2	8.00
WRITE-IN.	0	

REPRESENTATIVE IN CONGRESS 2ND DISTRICT
Vote for not more than 1

Fred Johnson	15	62.50
Nicolette McClure.	9	37.50
WRITE-IN.	0	

STATE SENATOR 30TH DISTRICT
Vote for not more than 1

John Chester	23	100.00
WRITE-IN.	0	

STATE REPRESENTATIVE 89TH DISTRICT
Vote for not more than 1

Don Bergman.	22	100.00
WRITE-IN.	0	

COUNTY COMMISSIONER 6TH DISTRICT
Vote for not more than 1

WRITE-IN.	1	100.00

********** (Nonpartisan) **********

JUDGE OF CIRCUIT COURT 20TH CIRCUIT
Vote for not more than 1

Kent D. Engle	174	47.67
Chris A. Houghtaling.	34	9.32
David Rhem	157	43.01
WRITE-IN.	0	

ELECTION SUMMARY — PRIMARY ELECTION — OFFICIAL RESULTS
RUN DATE:08/18/10 — OTTAWA COUNTY, MICHIGAN
RUN TIME:11:27 AM — AUGUST 3, 2010
STATISTICS

0702 ALLENDALE TWP P2

	VOTES	PERCENT
REGISTERED VOTERS - TOTAL	1601	
BALLOTS CAST - TOTAL.	508	
BALLOTS CAST - REPUBLICAN	480	94.49
BALLOTS CAST - DEMOCRATIC	20	3.94
BALLOTS CAST - NONPARTISAN.	8	1.57
VOTER TURNOUT - TOTAL		31.73

********** (Republican) **********

GOVERNOR
Vote for not more than 1

Mike Bouchard	17	3.54
Mike Cox.	74	15.42
Pete Hoekstra	302	62.92
Tom George	1	.21
Rick Snyder.	86	17.92
WRITE-IN.	0	

REPRESENTATIVE IN CONGRESS 2ND DISTRICT
Vote for not more than 1

Bill Cooper.	50	10.50
Bill Huizenga	99	20.80
Wayne D. Kuipers	172	36.13
Chris Larson	12	2.52
Field Reichardt	5	1.05
Jay Riemersma	128	26.89
Ted Schendel	10	2.10
WRITE-IN.	0	

STATE SENATOR 30TH DISTRICT
Vote for not more than 1

Arlan B. Meekhof	317	68.61
Timothy O'Donnell.	37	8.01
Brett VanderKamp	108	23.38
WRITE-IN.	0	

STATE REPRESENTATIVE 89TH DISTRICT
Vote for not more than 1

William Easterling, Jr..	7	1.62
Sec Garcia	38	8.78
Brandon M. Hall	9	2.08
John McNeil.	25	5.77
Jeffrey Meyer	184	42.49
David Miller	38	8.78
John Nash	31	7.16
Amanda Price	99	22.86
WRITE-IN.	2	.46

COUNTY COMMISSIONER 6TH DISTRICT
Vote for not more than 1

Roger Rycenga	362	82.09
Greg Golembiewski.	79	17.91
WRITE-IN.	0	

********** (Democratic) **********

GOVERNOR
Vote for not more than 1

Virg Bernero	13	65.00
Andy Dillon.	7	35.00
WRITE-IN.	0	

REPRESENTATIVE IN CONGRESS 2ND DISTRICT
Vote for not more than 1

Fred Johnson	12	60.00
Nicolette McClure.	8	40.00
WRITE-IN.	0	

STATE SENATOR 30TH DISTRICT
Vote for not more than 1

John Chester	20	100.00
WRITE-IN.	0	

STATE REPRESENTATIVE 89TH DISTRICT
Vote for not more than 1

Don Bergman.	20	100.00
WRITE-IN.	0	

COUNTY COMMISSIONER 6TH DISTRICT
Vote for not more than 1

WRITE-IN.	2	100.00

********** (Nonpartisan) **********

JUDGE OF CIRCUIT COURT 20TH CIRCUIT
Vote for not more than 1

Kent D. Engle	148	42.41
Chris A. Houghtaling.	28	8.02
David Rhem	172	49.28
WRITE-IN.	1	.29

ELECTION SUMMARY — PRIMARY ELECTION — OFFICIAL RESULTS
RUN DATE:08/18/10 — OTTAWA COUNTY, MICHIGAN
RUN TIME:11:27 AM — AUGUST 3, 2010
STATISTICS

0703 ALLENDALE TWP P3

	VOTES	PERCENT
REGISTERED VOTERS - TOTAL	1288	
BALLOTS CAST - TOTAL.	427	
BALLOTS CAST - REPUBLICAN	382	89.46
BALLOTS CAST - DEMOCRATIC	31	7.26
BALLOTS CAST - NONPARTISAN.	14	3.28
VOTER TURNOUT - TOTAL		33.15

********** (Republican) **********

GOVERNOR
Vote for not more than 1

Mike Bouchard	10	2.62
Mike Cox.	72	18.90
Pete Hoekstra	221	58.01
Tom George	0	
Rick Snyder.	78	20.47
WRITE-IN.	0	

REPRESENTATIVE IN CONGRESS 2ND DISTRICT
Vote for not more than 1

Bill Cooper.	45	12.10
Bill Huizenga	85	22.85
Wayne D. Kuipers	116	31.18

Chris Larson	3	.81
Field Reichardt	3	.81
Jay Riemersma	120	32.26
Ted Schendel	0	
WRITE-IN.	0	

STATE SENATOR 30TH DISTRICT
Vote for not more than 1

Arlan B. Meekhof	277	76.52
Timothy O'Donnell.	14	3.87
Brett VanderKamp	71	19.61
WRITE-IN.	0	

STATE REPRESENTATIVE 89TH DISTRICT
Vote for not more than 1

William Easterling, Jr..	24	7.04
Sec Garcia	49	14.37
Brandon M. Hall	6	1.76
John McNeil.	11	3.23
Jeffrey Meyer	123	36.07
David Miller	21	6.16
John Nash	17	4.99
Amanda Price	90	26.39
WRITE-IN.	0	

COUNTY COMMISSIONER 6TH DISTRICT
Vote for not more than 1

Roger Rycenga	311	87.11
Greg Golembiewski.	44	12.32
WRITE-IN.	2	.56

********** (Democratic) **********

GOVERNOR
Vote for not more than 1

Virg Bernero	19	61.29
Andy Dillon.	12	38.71
WRITE-IN.	0	

REPRESENTATIVE IN CONGRESS 2ND DISTRICT
Vote for not more than 1

Fred Johnson	18	62.07
Nicolette McClure.	11	37.93
WRITE-IN.	0	

STATE SENATOR 30TH DISTRICT

Vote for not more than 1

John Chester	23	100.00
WRITE-IN.	0	

STATE REPRESENTATIVE 89TH DISTRICT

Vote for not more than 1

Don Bergman.	20	100.00
WRITE-IN.	0	

COUNTY COMMISSIONER 6TH DISTRICT

Vote for not more than 1

WRITE-IN.	2	100.00

********** (Nonpartisan) **********

JUDGE OF CIRCUIT COURT 20TH CIRCUIT

Vote for not more than 1

Kent D. Engle	142	52.40
Chris A. Houghtaling.	21	7.75
David Rhem	108	39.85
WRITE-IN.	0	

ELECTION SUMMARY PRIMARY ELECTION OFFICIAL RESULTS
RUN DATE:08/18/10 OTTAWA COUNTY, MICHIGAN
RUN TIME:11:27 AM AUGUST 3, 2010
STATISTICS

0704 ALLENDALE TWP P4

	VOTES	PERCENT
REGISTERED VOTERS - TOTAL	1594	
BALLOTS CAST - TOTAL.	297	
BALLOTS CAST - REPUBLICAN	266	89.56
BALLOTS CAST - DEMOCRATIC	22	7.41
BALLOTS CAST - NONPARTISAN.	9	3.03
VOTER TURNOUT - TOTAL		18.63

********** (Republican) **********

GOVERNOR

Vote for not more than 1

Mike Bouchard	15	5.64
Mike Cox.	59	22.18
Pete Hoekstra	134	50.38
Tom George	1	.38
Rick Snyder.	57	21.43
WRITE-IN.	0	

REPRESENTATIVE IN CONGRESS 2ND DISTRICT
Vote for not more than 1

Bill Cooper.	32	12.26
Bill Huizenga	61	23.37
Wayne D. Kuipers	92	35.25
Chris Larson	0	
Field Reichardt	1	.38
Jay Riemersma	75	28.74
Ted Schendel	0	
WRITE-IN.	0	

STATE SENATOR 30TH DISTRICT
Vote for not more than 1

Arlan B. Meekhof	164	64.82
Timothy O'Donnell.	34	13.44
Brett VanderKamp	55	21.74
WRITE-IN.	0	

STATE REPRESENTATIVE 89TH DISTRICT
Vote for not more than 1

William Easterling, Jr..	16	6.64
Sec Garcia	26	10.79
Brandon M. Hall	11	4.56
John McNeil.	12	4.98
Jeffrey Meyer	81	33.61
David Miller	8	3.32
John Nash	15	6.22
Amanda Price	71	29.46
WRITE-IN.	1	.41

COUNTY COMMISSIONER 5TH DISTRICT
Vote for not more than 1

Greg DeJong.	175	71.43
Matthew Hehl	69	28.16
WRITE-IN.	1	.41

********** (Democratic) **********

GOVERNOR
Vote for not more than 1

Virg Bernero	14	63.64
Andy Dillon.	8	36.36
WRITE-IN.	0	

REPRESENTATIVE IN CONGRESS 2ND DISTRICT
Vote for not more than 1

Fred Johnson	10	47.62

Nicolette McClure.	11	52.38
WRITE-IN.	0	

STATE SENATOR 30TH DISTRICT
Vote for not more than 1

John Chester	20	95.24
WRITE-IN.	1	4.76

STATE REPRESENTATIVE 89TH DISTRICT
Vote for not more than 1

Don Bergman.	19	100.00
WRITE-IN.	0	

COUNTY COMMISSIONER 5TH DISTRICT
Vote for not more than 1

WRITE-IN.	3	100.00

********** (Nonpartisan) **********

JUDGE OF CIRCUIT COURT 20TH CIRCUIT
Vote for not more than 1

Kent D. Engle	68	42.50
Chris A. Houghtaling.	12	7.50
David Rhem	80	50.00
WRITE-IN.	0	

ELECTION SUMMARY — PRIMARY ELECTION — OFFICIAL RESULTS
RUN DATE:08/18/10 — OTTAWA COUNTY, MICHIGAN
RUN TIME:11:27 AM — AUGUST 3, 2010
STATISTICS

0705 ALLENDALE TWP P5

	VOTES	PERCENT
REGISTERED VOTERS - TOTAL	2703	
BALLOTS CAST - TOTAL.	357	
BALLOTS CAST - REPUBLICAN	327	91.60
BALLOTS CAST - DEMOCRATIC	21	5.88
BALLOTS CAST - NONPARTISAN.	9	2.52
VOTER TURNOUT - TOTAL		13.21

********** (Republican) **********

GOVERNOR
Vote for not more than 1

Mike Bouchard	13	3.99
Mike Cox.	60	18.40
Pete Hoekstra	171	52.45

Tom George	1	.31
Rick Snyder	81	24.85
WRITE-IN	0	

REPRESENTATIVE IN CONGRESS 2ND DISTRICT
Vote for not more than 1

Bill Cooper	36	11.32
Bill Huizenga	84	26.42
Wayne D. Kuipers	109	34.28
Chris Larson	5	1.57
Field Reichardt	2	.63
Jay Riemersma	77	24.21
Ted Schendel	5	1.57
WRITE-IN	0	

STATE SENATOR 30TH DISTRICT
Vote for not more than 1

Arlan B. Meekhof	186	60.59
Timothy O'Donnell	21	6.84
Brett VanderKamp	100	32.57
WRITE-IN	0	

STATE REPRESENTATIVE 89TH DISTRICT
Vote for not more than 1

William Easterling, Jr.	6	2.05
Sec Garcia	41	13.99
Brandon M. Hall	11	3.75
John McNeil	18	6.14
Jeffrey Meyer	101	34.47
David Miller	24	8.19
John Nash	21	7.17
Amanda Price	71	24.23
WRITE-IN	0	

COUNTY COMMISSIONER 6TH DISTRICT
Vote for not more than 1

Roger Rycenga	202	73.99
Greg Golembiewski	70	25.64
WRITE-IN	1	.37

********** (Democratic) **********

GOVERNOR
Vote for not more than 1

Virg Bernero	15	71.43
Andy Dillon	6	28.57
WRITE-IN	0	

REPRESENTATIVE IN CONGRESS 2ND DISTRICT
Vote for not more than 1

Fred Johnson	5	23.81
Nicolette McClure.	16	76.19
WRITE-IN.	0	

STATE SENATOR 30TH DISTRICT
Vote for not more than 1

John Chester	17	100.00
WRITE-IN.	0	

STATE REPRESENTATIVE 89TH DISTRICT
Vote for not more than 1

Don Bergman.	16	100.00
WRITE-IN.	0	

COUNTY COMMISSIONER 6TH DISTRICT
Vote for not more than 1

WRITE-IN.	2	100.00

********** (Nonpartisan) **********

JUDGE OF CIRCUIT COURT 20TH CIRCUIT
Vote for not more than 1

Kent D. Engle	119	54.59
Chris A. Houghtaling.	25	11.47
David Rhem	74	33.94
WRITE-IN.	0	

ELECTION SUMMARY — PRIMARY ELECTION — OFFICIAL RESULTS
RUN DATE:08/18/10 — OTTAWA COUNTY, MICHIGAN
RUN TIME:11:27 AM — AUGUST 3, 2010
STATISTICS

0801 BLENDON TWP P1

	VOTES	PERCENT
REGISTERED VOTERS - TOTAL	1077	
BALLOTS CAST - TOTAL.	480	
BALLOTS CAST - REPUBLICAN	454	94.58
BALLOTS CAST - DEMOCRATIC	21	4.38
BALLOTS CAST - NONPARTISAN.	5	1.04
VOTER TURNOUT - TOTAL		44.57

********** (Republican) **********

GOVERNOR
Vote for not more than 1

Mike Bouchard	10	2.21
Mike Cox	93	20.53
Pete Hoekstra	275	60.71
Tom George	3	.66
Rick Snyder	72	15.89
WRITE-IN	0	

REPRESENTATIVE IN CONGRESS 2ND DISTRICT
Vote for not more than 1

Bill Cooper	27	6.11
Bill Huizenga	168	38.01
Wayne D. Kuipers	99	22.40
Chris Larson	3	.68
Field Reichardt	6	1.36
Jay Riemersma	130	29.41
Ted Schendel	9	2.04
WRITE-IN	0	

STATE SENATOR 30TH DISTRICT
Vote for not more than 1

Arlan B. Meekhof	330	76.21
Timothy O'Donnell	17	3.93
Brett VanderKamp	86	19.86
WRITE-IN	0	

STATE REPRESENTATIVE 90TH DISTRICT
Vote for not more than 1

Joe Haveman	376	99.73
WRITE-IN	1	.27

COUNTY COMMISSIONER 6TH DISTRICT
Vote for not more than 1

Roger Rycenga	302	79.27
Greg Golembiewski	77	20.21
WRITE-IN	2	.52

********** (Democratic) **********

GOVERNOR
Vote for not more than 1

Virg Bernero	15	71.43
Andy Dillon	6	28.57
WRITE-IN	0	

REPRESENTATIVE IN CONGRESS 2ND DISTRICT
Vote for not more than 1

Fred Johnson	12	57.14
Nicolette McClure	9	42.86
WRITE-IN	0	

STATE SENATOR 30TH DISTRICT
Vote for not more than 1

John Chester	17	100.00
WRITE-IN	0	

STATE REPRESENTATIVE 90TH DISTRICT
Vote for not more than 1

WRITE-IN	1	100.00

COUNTY COMMISSIONER 6TH DISTRICT
Vote for not more than 1

WRITE-IN	1	100.00

********** (Nonpartisan) **********

JUDGE OF CIRCUIT COURT 20TH CIRCUIT
Vote for not more than 1

Kent D. Engle	243	68.07
Chris A. Houghtaling	25	7.00
David Rhem	88	24.65
WRITE-IN	1	.28

BLENDON TWP LIBRARY MILLAGE
Vote for not more than 1

YES	231	50.77
NO	224	49.23

ELECTION SUMMARY
RUN DATE:08/18/10
RUN TIME:11:27 AM

PRIMARY ELECTION
OTTAWA COUNTY, MICHIGAN
AUGUST 3, 2010
STATISTICS

OFFICIAL RESULTS

0802 BLENDON TWP P2

	VOTES	PERCENT
REGISTERED VOTERS - TOTAL	1329	
BALLOTS CAST - TOTAL	586	
BALLOTS CAST - REPUBLICAN	553	94.37
BALLOTS CAST - DEMOCRATIC	27	4.61
BALLOTS CAST - NONPARTISAN	6	1.02
VOTER TURNOUT - TOTAL		44.09

********** (Republican) **********

GOVERNOR
Vote for not more than 1

Mike Bouchard	12	2.18
Mike Cox	103	18.73
Pete Hoekstra	350	63.64
Tom George	2	.36
Rick Snyder	83	15.09
WRITE-IN	0	

REPRESENTATIVE IN CONGRESS 2ND DISTRICT
Vote for not more than 1

Bill Cooper	35	6.41
Bill Huizenga	178	32.60
Wayne D. Kuipers	174	31.87
Chris Larson	1	.18
Field Reichardt	6	1.10
Jay Riemersma	150	27.47
Ted Schendel	2	.37
WRITE-IN	0	

STATE SENATOR 30TH DISTRICT
Vote for not more than 1

Arlan B. Meekhof	347	66.86
Timothy O'Donnell	39	7.51
Brett VanderKamp	132	25.43
WRITE-IN	1	.19

STATE REPRESENTATIVE 90TH DISTRICT
Vote for not more than 1

Joe Haveman	432	99.08
WRITE-IN	4	.92

COUNTY COMMISSIONER 6TH DISTRICT
Vote for not more than 1

Roger Rycenga	323	69.61
Greg Golembiewski	140	30.17
WRITE-IN	1	.22

********** (Democratic) **********

GOVERNOR
Vote for not more than 1

Virg Bernero	14	51.85
Andy Dillon	13	48.15

WRITE-IN.	0	

REPRESENTATIVE IN CONGRESS 2ND DISTRICT
Vote for not more than 1

Fred Johnson	15	65.22
Nicolette McClure.	8	34.78
WRITE-IN.	0	

STATE SENATOR 30TH DISTRICT
Vote for not more than 1

John Chester	22	100.00
WRITE-IN.	0	

STATE REPRESENTATIVE 90TH DISTRICT
Vote for not more than 1

WRITE-IN.	6	100.00

COUNTY COMMISSIONER 6TH DISTRICT
Vote for not more than 1

WRITE-IN.	6	100.00

********** (Nonpartisan) **********

JUDGE OF CIRCUIT COURT 20TH CIRCUIT
Vote for not more than 1

Kent D. Engle	204	52.44
Chris A. Houghtaling.	39	10.03
David Rhem	145	37.28
WRITE-IN.	1	.26

BLENDON TWP LIBRARY MILLAGE
Vote for not more than 1

YES	352	63.08
NO.	206	36.92

ELECTION SUMMARY PRIMARY ELECTION OFFICIAL RESULTS
RUN DATE:08/18/10 OTTAWA COUNTY, MICHIGAN
RUN TIME:11:27 AM AUGUST 3, 2010
STATISTICS

0803 BLENDON TWP P3

	VOTES	PERCENT
REGISTERED VOTERS - TOTAL	1858	
BALLOTS CAST - TOTAL.	916	
BALLOTS CAST - REPUBLICAN	869	94.87

BALLOTS CAST - DEMOCRATIC	22	2.40
BALLOTS CAST - NONPARTISAN	25	2.73
VOTER TURNOUT - TOTAL		49.30

********** (Republican) **********

GOVERNOR
Vote for not more than 1

Mike Bouchard	32	3.70
Mike Cox	147	17.01
Pete Hoekstra	552	63.89
Tom George	7	.81
Rick Snyder	125	14.47
WRITE-IN	1	.12

REPRESENTATIVE IN CONGRESS 2ND DISTRICT
Vote for not more than 1

Bill Cooper	39	4.61
Bill Huizenga	268	31.68
Wayne D. Kuipers	268	31.68
Chris Larson	6	.71
Field Reichardt	5	.59
Jay Riemersma	251	29.67
Ted Schendel	8	.95
WRITE-IN	1	.12

STATE SENATOR 30TH DISTRICT
Vote for not more than 1

Arlan B. Meekhof	478	60.89
Timothy O'Donnell	25	3.18
Brett VanderKamp	280	35.67
WRITE-IN	2	.25

STATE REPRESENTATIVE 90TH DISTRICT
Vote for not more than 1

Joe Haveman	660	99.70
WRITE-IN	2	.30

COUNTY COMMISSIONER 6TH DISTRICT
Vote for not more than 1

Roger Rycenga	475	71.32
Greg Golembiewski	189	28.38
WRITE-IN	2	.30

********** (Democratic) **********

GOVERNOR

Vote for not more than 1

Virg Bernero	11	50.00
Andy Dillon	11	50.00
WRITE-IN	0	

REPRESENTATIVE IN CONGRESS 2ND DISTRICT

Vote for not more than 1

Fred Johnson	10	50.00
Nicolette McClure	10	50.00
WRITE-IN	0	

STATE SENATOR 30TH DISTRICT

Vote for not more than 1

John Chester	19	100.00
WRITE-IN	0	

STATE REPRESENTATIVE 90TH DISTRICT

Vote for not more than 1

WRITE-IN	0	

COUNTY COMMISSIONER 6TH DISTRICT

Vote for not more than 1

WRITE-IN	0	

********** (Nonpartisan) **********

JUDGE OF CIRCUIT COURT 20TH CIRCUIT

Vote for not more than 1

Kent D. Engle	293	48.11
Chris A. Houghtaling	46	7.55
David Rhem	266	43.68
WRITE-IN	4	.66

BLENDON TWP LIBRARY MILLAGE

Vote for not more than 1

YES	613	70.22
NO	260	29.78

ELECTION SUMMARY
RUN DATE:08/18/10
RUN TIME:11:27 AM

PRIMARY ELECTION
OTTAWA COUNTY, MICHIGAN
AUGUST 3, 2010
STATISTICS

OFFICIAL RESULTS

0901 CHESTER TWP P1

VOTES PERCENT

REGISTERED VOTERS - TOTAL	1455	
BALLOTS CAST - TOTAL	441	
BALLOTS CAST - REPUBLICAN	373	84.58
BALLOTS CAST - DEMOCRATIC	58	13.15
BALLOTS CAST - NONPARTISAN	10	2.27
VOTER TURNOUT - TOTAL		30.31

********** (Republican) **********

GOVERNOR
Vote for not more than 1

Mike Bouchard	17	4.61
Mike Cox	85	23.04
Pete Hoekstra	175	47.43
Tom George	2	.54
Rick Snyder	90	24.39
WRITE-IN	0	

REPRESENTATIVE IN CONGRESS 2ND DISTRICT
Vote for not more than 1

Bill Cooper	50	14.08
Bill Huizenga	64	18.03
Wayne D. Kuipers	148	41.69
Chris Larson	7	1.97
Field Reichardt	4	1.13
Jay Riemersma	76	21.41
Ted Schendel	6	1.69
WRITE-IN	0	

STATE SENATOR 30TH DISTRICT
Vote for not more than 1

Arlan B. Meekhof	133	41.69
Timothy O'Donnell	64	20.06
Brett VanderKamp	122	38.24
WRITE-IN	0	

STATE REPRESENTATIVE 91ST DISTRICT
Vote for not more than 1

Holly Hughes	113	32.19
Ken Punter	237	67.52
WRITE-IN	1	.28

COUNTY COMMISSIONER 5TH DISTRICT
Vote for not more than 1

Greg DeJong	147	44.55
Matthew Hehl	183	55.45
WRITE-IN	0	

********** (Democratic) **********

GOVERNOR
Vote for not more than 1

Virg Bernero	25	43.86
Andy Dillon	32	56.14
WRITE-IN	0	

REPRESENTATIVE IN CONGRESS 2ND DISTRICT
Vote for not more than 1

Fred Johnson	28	53.85
Nicolette McClure	24	46.15
WRITE-IN	0	

STATE SENATOR 30TH DISTRICT
Vote for not more than 1

John Chester	47	97.92
WRITE-IN	1	2.08

STATE REPRESENTATIVE 91ST DISTRICT
Vote for not more than 1

Branden Gemzer	12	26.67
Ben Gillette	33	73.33
WRITE-IN	0	

COUNTY COMMISSIONER 5TH DISTRICT
Vote for not more than 1

WRITE-IN	7	100.00

********** (Nonpartisan) **********

JUDGE OF CIRCUIT COURT 20TH CIRCUIT
Vote for not more than 1

Kent D. Engle	140	50.91
Chris A. Houghtaling	53	19.27
David Rhem	82	29.82
WRITE-IN	0	

CHESTER TOWNSHIP FIRE MILLAGE
Vote for not more than 1

YES	281	69.38
NO	124	30.62

ELECTION SUMMARY PRIMARY ELECTION OFFICIAL RESULTS
RUN DATE:08/18/10 OTTAWA COUNTY, MICHIGAN

RUN TIME:11:27 AM AUGUST 3, 2010
STATISTICS

1001 CROCKERY TWP P1

	VOTES	PERCENT
REGISTERED VOTERS - TOTAL	1953	
BALLOTS CAST - TOTAL	390	
BALLOTS CAST - REPUBLICAN	290	74.36
BALLOTS CAST - DEMOCRATIC	78	20.00
BALLOTS CAST - NONPARTISAN	22	5.64
VOTER TURNOUT - TOTAL		19.97

********** (Republican) **********

GOVERNOR
Vote for not more than 1

Mike Bouchard	19	6.60
Mike Cox	54	18.75
Pete Hoekstra	108	37.50
Tom George	5	1.74
Rick Snyder	102	35.42
WRITE-IN	0	

REPRESENTATIVE IN CONGRESS 2ND DISTRICT
Vote for not more than 1

Bill Cooper	130	47.10
Bill Huizenga	21	7.61
Wayne D. Kuipers	69	25.00
Chris Larson	5	1.81
Field Reichardt	19	6.88
Jay Riemersma	28	10.14
Ted Schendel	4	1.45
WRITE-IN	0	

STATE SENATOR 30TH DISTRICT
Vote for not more than 1

Arlan B. Meekhof	108	44.26
Timothy O'Donnell	36	14.75
Brett VanderKamp	100	40.98
WRITE-IN	0	

STATE REPRESENTATIVE 74TH DISTRICT
Vote for not more than 1

Dave Agema	196	98.99
WRITE-IN	2	1.01

COUNTY COMMISSIONER 4TH DISTRICT
Vote for not more than 1

Jane M. Ruiter.	191	98.45
WRITE-IN.	3	1.55

********** (Democratic) **********

GOVERNOR
Vote for not more than 1

Virg Bernero	41	53.95
Andy Dillon.	35	46.05
WRITE-IN.	0	

REPRESENTATIVE IN CONGRESS 2ND DISTRICT
Vote for not more than 1

Fred Johnson	35	47.95
Nicolette McClure.	38	52.05
WRITE-IN.	0	

STATE SENATOR 30TH DISTRICT
Vote for not more than 1

John Chester	64	96.97
WRITE-IN.	2	3.03

STATE REPRESENTATIVE 74TH DISTRICT
Vote for not more than 1

Leon E. Chase	59	98.33
WRITE-IN.	1	1.67

COUNTY COMMISSIONER 4TH DISTRICT
Vote for not more than 1

WRITE-IN.	7	100.00

********** (Nonpartisan) **********

JUDGE OF CIRCUIT COURT 20TH CIRCUIT
Vote for not more than 1

Kent D. Engle	96	37.07
Chris A. Houghtaling.	59	22.78
David Rhem	101	39.00
WRITE-IN.	3	1.16

CROCKERY TOWNSHIP MAINTENANCE MILLAGE
Vote for not more than 1

YES	172	45.03
NO.	210	54.97

ELECTION SUMMARY PRIMARY ELECTION OFFICIAL RESULTS
RUN DATE:08/18/10 OTTAWA COUNTY, MICHIGAN
RUN TIME:11:27 AM AUGUST 3, 2010
STATISTICS

1002 CROCKERY TWP P2

	VOTES	PERCENT
REGISTERED VOTERS - TOTAL	1037	
BALLOTS CAST - TOTAL.	354	
BALLOTS CAST - REPUBLICAN	303	85.59
BALLOTS CAST - DEMOCRATIC	37	10.45
BALLOTS CAST - NONPARTISAN.	14	3.95
VOTER TURNOUT - TOTAL		34.14

********** (Republican) **********

GOVERNOR
Vote for not more than 1

Mike Bouchard	9	3.00
Mike Cox.	66	22.00
Pete Hoekstra	124	41.33
Tom George	7	2.33
Rick Snyder.	94	31.33
WRITE-IN.	0	

REPRESENTATIVE IN CONGRESS 2ND DISTRICT
Vote for not more than 1

Bill Cooper.	71	24.32
Bill Huizenga	39	13.36
Wayne D. Kuipers	89	30.48
Chris Larson	5	1.71
Field Reichardt	31	10.62
Jay Riemersma	56	19.18
Ted Schendel	1	.34
WRITE-IN.	0	

STATE SENATOR 30TH DISTRICT
Vote for not more than 1

Arlan B. Meekhof	145	54.31
Timothy O'Donnell.	26	9.74
Brett VanderKamp	96	35.96
WRITE-IN.	0	

STATE REPRESENTATIVE 74TH DISTRICT
Vote for not more than 1

Dave Agema	193	99.48

WRITE-IN.	1	.52

COUNTY COMMISSIONER 4TH DISTRICT
Vote for not more than 1

Jane M. Ruiter.	190	99.48
WRITE-IN.	1	.52

********** (Democratic) **********

GOVERNOR
Vote for not more than 1

Virg Bernero	18	48.65
Andy Dillon.	18	48.65
WRITE-IN.	1	2.70

REPRESENTATIVE IN CONGRESS 2ND DISTRICT
Vote for not more than 1

Fred Johnson	13	41.94
Nicolette McClure.	18	58.06
WRITE-IN.	0	

STATE SENATOR 30TH DISTRICT
Vote for not more than 1

John Chester	29	100.00
WRITE-IN.	0	

STATE REPRESENTATIVE 74TH DISTRICT
Vote for not more than 1

Leon E. Chase	28	96.55
WRITE-IN.	1	3.45

COUNTY COMMISSIONER 4TH DISTRICT
Vote for not more than 1

WRITE-IN.	3	100.00

********** (Nonpartisan) **********

JUDGE OF CIRCUIT COURT 20TH CIRCUIT
Vote for not more than 1

Kent D. Engle	58	23.20
Chris A. Houghtaling.	37	14.80
David Rhem	153	61.20
WRITE-IN.	2	.80

CROCKERY TOWNSHIP MAINTENANCE MILLAGE

Vote for not more than 1

YES	163	49.10
NO.	169	50.90

ELECTION SUMMARY
RUN DATE:08/18/10
RUN TIME:11:27 AM

PRIMARY ELECTION
OTTAWA COUNTY, MICHIGAN
AUGUST 3, 2010
STATISTICS

OFFICIAL RESULTS

1101 GEORGETOWN TWP P1

	VOTES	PERCENT
REGISTERED VOTERS - TOTAL	1233	
BALLOTS CAST - TOTAL.	444	
BALLOTS CAST - REPUBLICAN	418	94.14
BALLOTS CAST - DEMOCRATIC	15	3.38
BALLOTS CAST - NONPARTISAN.	11	2.48
VOTER TURNOUT - TOTAL		36.01

********** (Republican) **********

GOVERNOR
Vote for not more than 1

Mike Bouchard	13	3.12
Mike Cox.	55	13.19
Pete Hoekstra	271	64.99
Tom George	3	.72
Rick Snyder.	75	17.99
WRITE-IN.	0	

REPRESENTATIVE IN CONGRESS 2ND DISTRICT
Vote for not more than 1

Bill Cooper.	42	10.29
Bill Huizenga	123	30.15
Wayne D. Kuipers	123	30.15
Chris Larson	1	.25
Field Reichardt	8	1.96
Jay Riemersma	111	27.21
Ted Schendel	0	
WRITE-IN.	0	

STATE SENATOR 30TH DISTRICT
Vote for not more than 1

Arlan B. Meekhof	210	54.55
Timothy O'Donnell.	22	5.71
Brett VanderKamp	153	39.74
WRITE-IN.	0	

STATE REPRESENTATIVE 74TH DISTRICT
Vote for not more than 1

Dave Agema	325	99.69
WRITE-IN.	1	.31

COUNTY COMMISSIONER 6TH DISTRICT
Vote for not more than 1

Roger Rycenga	216	72.73
Greg Golembiewski.	79	26.60
WRITE-IN.	2	.67

TREASURER GEORGETOWN TOWNSHIP
Vote for not more than 1

Carol Scholma	198	57.73
Nicole M. Geerts	143	41.69
WRITE-IN.	2	.58

TOWNSHIP TRUSTEE GEORGETOWN TOWNSHIP
Vote for not more than 1

Brett A. Strick	195	59.82
John R. Schwalm	129	39.57
WRITE-IN.	2	.61

********** (Democratic) **********

GOVERNOR
Vote for not more than 1

Virg Bernero	7	46.67
Andy Dillon.	8	53.33
WRITE-IN.	0	

REPRESENTATIVE IN CONGRESS 2ND DISTRICT
Vote for not more than 1

Fred Johnson	7	50.00
Nicolette McClure.	7	50.00
WRITE-IN.	0	

STATE SENATOR 30TH DISTRICT
Vote for not more than 1

John Chester	14	100.00
WRITE-IN.	0	

STATE REPRESENTATIVE 74TH DISTRICT
Vote for not more than 1

Leon E. Chase	11	100.00

WRITE-IN.	0

COUNTY COMMISSIONER 6TH DISTRICT
Vote for not more than 1

WRITE-IN.	0

TREASURER GEORGETOWN TOWNSHIP
Vote for not more than 1

WRITE-IN.	0

TOWNSHIP TRUSTEE GEORGETOWN TOWNSHIP
Vote for not more than 1

WRITE-IN.	0

********** (Nonpartisan) **********

JUDGE OF CIRCUIT COURT 20TH CIRCUIT
Vote for not more than 1

Kent D. Engle	141	53.41
Chris A. Houghtaling.	27	10.23
David Rhem	94	35.61
WRITE-IN.	2	.76

ELECTION SUMMARY — PRIMARY ELECTION — OFFICIAL RESULTS
RUN DATE:08/18/10 — OTTAWA COUNTY, MICHIGAN
RUN TIME:11:27 AM — AUGUST 3, 2010
STATISTICS

1102 GEORGETOWN TWP P2

	VOTES	PERCENT
REGISTERED VOTERS - TOTAL	1175	
BALLOTS CAST - TOTAL.	463	
BALLOTS CAST - REPUBLICAN	419	90.50
BALLOTS CAST - DEMOCRATIC	21	4.54
BALLOTS CAST - NONPARTISAN.	23	4.97
VOTER TURNOUT - TOTAL		39.40

********** (Republican) **********

GOVERNOR
Vote for not more than 1

Mike Bouchard	15	3.59
Mike Cox.	43	10.29
Pete Hoekstra	317	75.84
Tom George	3	.72
Rick Snyder.	40	9.57
WRITE-IN.	0	

REPRESENTATIVE IN CONGRESS 2ND DISTRICT
Vote for not more than 1

Bill Cooper.	21	5.13
Bill Huizenga	99	24.21
Wayne D. Kuipers	166	40.59
Chris Larson	1	.24
Field Reichardt	1	.24
Jay Riemersma	121	29.58
Ted Schendel	0	
WRITE-IN.	0	

STATE SENATOR 30TH DISTRICT
Vote for not more than 1

Arlan B. Meekhof	251	62.59
Timothy O'Donnell.	27	6.73
Brett VanderKamp	123	30.67
WRITE-IN.	0	

STATE REPRESENTATIVE 74TH DISTRICT
Vote for not more than 1

Dave Agema	385	99.48
WRITE-IN.	2	.52

COUNTY COMMISSIONER 11TH DISTRICT
Vote for not more than 1

James H. Holtvluwer	355	98.89
WRITE-IN.	4	1.11

TREASURER GEORGETOWN TOWNSHIP
Vote for not more than 1

Carol Scholma	280	71.98
Nicole M. Geerts	109	28.02
WRITE-IN.	0	

TOWNSHIP TRUSTEE GEORGETOWN TOWNSHIP
Vote for not more than 1

Brett A. Strick	182	49.46
John R. Schwalm	186	50.54
WRITE-IN.	0	

********** (Democratic) **********

GOVERNOR
Vote for not more than 1

Virg Bernero	12	57.14
Andy Dillon.	9	42.86
WRITE-IN.	0	

REPRESENTATIVE IN CONGRESS 2ND DISTRICT
Vote for not more than 1

Fred Johnson	6	31.58
Nicolette McClure.	13	68.42
WRITE-IN.	0	

STATE SENATOR 30TH DISTRICT
Vote for not more than 1

John Chester	18	100.00
WRITE-IN.	0	

STATE REPRESENTATIVE 74TH DISTRICT
Vote for not more than 1

Leon E. Chase	17	100.00
WRITE-IN.	0	

COUNTY COMMISSIONER 11TH DISTRICT
Vote for not more than 1

WRITE-IN.	2	100.00

TREASURER GEORGETOWN TOWNSHIP
Vote for not more than 1

WRITE-IN.	1	100.00

TOWNSHIP TRUSTEE GEORGETOWN TOWNSHIP
Vote for not more than 1

WRITE-IN.	1	100.00

********** (Nonpartisan) **********

JUDGE OF CIRCUIT COURT 20TH CIRCUIT
Vote for not more than 1

Kent D. Engle	102	35.92
Chris A. Houghtaling.	33	11.62
David Rhem	149	52.46
WRITE-IN.	0	

ELECTION SUMMARY PRIMARY ELECTION OFFICIAL RESULTS
RUN DATE:08/18/10 OTTAWA COUNTY, MICHIGAN
RUN TIME:11:27 AM AUGUST 3, 2010
STATISTICS

1103 GEORGETOWN TWP P3

	VOTES	PERCENT
REGISTERED VOTERS - TOTAL	1822	
BALLOTS CAST - TOTAL	500	
BALLOTS CAST - REPUBLICAN	469	93.80
BALLOTS CAST - DEMOCRATIC	24	4.80
BALLOTS CAST - NONPARTISAN	7	1.40
VOTER TURNOUT - TOTAL		27.44

********** (Republican) **********

GOVERNOR
Vote for not more than 1

Mike Bouchard	23	4.91
Mike Cox	69	14.74
Pete Hoekstra	309	66.03
Tom George	3	.64
Rick Snyder	64	13.68
WRITE-IN	0	

REPRESENTATIVE IN CONGRESS 2ND DISTRICT
Vote for not more than 1

Bill Cooper	22	4.80
Bill Huizenga	102	22.27
Wayne D. Kuipers	181	39.52
Chris Larson	2	.44
Field Reichardt	8	1.75
Jay Riemersma	141	30.79
Ted Schendel	1	.22
WRITE-IN	1	.22

STATE SENATOR 30TH DISTRICT
Vote for not more than 1

Arlan B. Meekhof	212	49.88
Timothy O'Donnell	28	6.59
Brett VanderKamp	184	43.29
WRITE-IN	1	.24

STATE REPRESENTATIVE 74TH DISTRICT
Vote for not more than 1

Dave Agema	384	100.00
WRITE-IN	0	

COUNTY COMMISSIONER 10TH DISTRICT
Vote for not more than 1

Jim Holtrop.	365	99.73
WRITE-IN.	1	.27

TREASURER GEORGETOWN TOWNSHIP
Vote for not more than 1

Carol Scholma	262	64.22
Nicole M. Geerts	146	35.78
WRITE-IN.	0	

TOWNSHIP TRUSTEE GEORGETOWN TOWNSHIP
Vote for not more than 1

Brett A. Strick	227	58.06
John R. Schwalm	164	41.94
WRITE-IN.	0	

********** (Democratic) **********

GOVERNOR
Vote for not more than 1

Virg Bernero	21	87.50
Andy Dillon.	3	12.50
WRITE-IN.	0	

REPRESENTATIVE IN CONGRESS 2ND DISTRICT
Vote for not more than 1

Fred Johnson	10	43.48
Nicolette McClure.	13	56.52
WRITE-IN.	0	

STATE SENATOR 30TH DISTRICT
Vote for not more than 1

John Chester	22	100.00
WRITE-IN.	0	

STATE REPRESENTATIVE 74TH DISTRICT
Vote for not more than 1

Leon E. Chase	21	100.00
WRITE-IN.	0	

COUNTY COMMISSIONER 10TH DISTRICT
Vote for not more than 1

WRITE-IN.	6	100.00

TREASURER GEORGETOWN TOWNSHIP

Vote for not more than 1

WRITE-IN.	6	100.00

TOWNSHIP TRUSTEE GEORGETOWN TOWNSHIP
Vote for not more than 1

WRITE-IN.	6	100.00

********** (Nonpartisan) **********

JUDGE OF CIRCUIT COURT 20TH CIRCUIT
Vote for not more than 1

Kent D. Engle	156	49.37
Chris A. Houghtaling.	32	10.13
David Rhem	128	40.51
WRITE-IN.	0	

ELECTION SUMMARY — PRIMARY ELECTION — OFFICIAL RESULTS
RUN DATE:08/18/10 — OTTAWA COUNTY, MICHIGAN
RUN TIME:11:27 AM — AUGUST 3, 2010
STATISTICS

1104 GEORGETOWN TWP P4

	VOTES	PERCENT
REGISTERED VOTERS - TOTAL	1994	
BALLOTS CAST - TOTAL.	706	
BALLOTS CAST - REPUBLICAN	651	92.21
BALLOTS CAST - DEMOCRATIC	42	5.95
BALLOTS CAST - NONPARTISAN.	13	1.84
VOTER TURNOUT - TOTAL		35.41

********** (Republican) **********

GOVERNOR
Vote for not more than 1

Mike Bouchard	27	4.15
Mike Cox.	87	13.36
Pete Hoekstra	416	63.90
Tom George	3	.46
Rick Snyder.	117	17.97
WRITE-IN.	1	.15

REPRESENTATIVE IN CONGRESS 2ND DISTRICT
Vote for not more than 1

Bill Cooper.	67	10.55
Bill Huizenga	143	22.52
Wayne D. Kuipers	244	38.43
Chris Larson	2	.31
Field Reichardt	6	.94

Jay Riemersma	160	25.20
Ted Schendel	12	1.89
WRITE-IN.	1	.16

STATE SENATOR 30TH DISTRICT
Vote for not more than 1

Arlan B. Meekhof	340	56.20
Timothy O'Donnell.	53	8.76
Brett VanderKamp	211	34.88
WRITE-IN.	1	.17

STATE REPRESENTATIVE 74TH DISTRICT
Vote for not more than 1

Dave Agema	557	99.11
WRITE-IN.	5	.89

COUNTY COMMISSIONER 11TH DISTRICT
Vote for not more than 1

James H. Holtvluwer	532	99.07
WRITE-IN.	5	.93

TREASURER GEORGETOWN TOWNSHIP
Vote for not more than 1

Carol Scholma	390	66.33
Nicole M. Geerts	197	33.50
WRITE-IN.	1	.17

TOWNSHIP TRUSTEE GEORGETOWN TOWNSHIP
Vote for not more than 1

Brett A. Strick	288	50.70
John R. Schwalm	279	49.12
WRITE-IN.	1	.18

********** (Democratic) **********

GOVERNOR
Vote for not more than 1

Virg Bernero	22	53.66
Andy Dillon.	19	46.34
WRITE-IN.	0	

REPRESENTATIVE IN CONGRESS 2ND DISTRICT
Vote for not more than 1

Fred Johnson	23	60.53
Nicolette McClure.	15	39.47

WRITE-IN.	0	

STATE SENATOR 30TH DISTRICT
Vote for not more than 1

John Chester	35	100.00
WRITE-IN.	0	

STATE REPRESENTATIVE 74TH DISTRICT
Vote for not more than 1

Leon E. Chase	35	100.00
WRITE-IN.	0	

COUNTY COMMISSIONER 11TH DISTRICT
Vote for not more than 1

WRITE-IN.	2	100.00

TREASURER GEORGETOWN TOWNSHIP
Vote for not more than 1

WRITE-IN.	1	100.00

TOWNSHIP TRUSTEE GEORGETOWN TOWNSHIP
Vote for not more than 1

WRITE-IN.	1	100.00

********** (Nonpartisan) **********

JUDGE OF CIRCUIT COURT 20TH CIRCUIT
Vote for not more than 1

Kent D. Engle	240	49.90
Chris A. Houghtaling.	49	10.19
David Rhem	192	39.92
WRITE-IN.	0	

ELECTION SUMMARY — PRIMARY ELECTION — OFFICIAL RESULTS
RUN DATE:08/18/10 — OTTAWA COUNTY, MICHIGAN
RUN TIME:11:27 AM — AUGUST 3, 2010
STATISTICS

1105 GEORGETOWN TWP P5

	VOTES	PERCENT
REGISTERED VOTERS - TOTAL	1525	
BALLOTS CAST - TOTAL.	619	
BALLOTS CAST - REPUBLICAN	548	88.53
BALLOTS CAST - DEMOCRATIC	34	5.49
BALLOTS CAST - NONPARTISAN.	37	5.98

VOTER TURNOUT - TOTAL		40.59

********** (Republican) **********

GOVERNOR
Vote for not more than 1

Mike Bouchard	23	4.22
Mike Cox	102	18.72
Pete Hoekstra	337	61.83
Tom George	10	1.83
Rick Snyder	73	13.39
WRITE-IN	0	

REPRESENTATIVE IN CONGRESS 2ND DISTRICT
Vote for not more than 1

Bill Cooper	26	4.83
Bill Huizenga	126	23.42
Wayne D. Kuipers	219	40.71
Chris Larson	8	1.49
Field Reichardt	9	1.67
Jay Riemersma	142	26.39
Ted Schendel	8	1.49
WRITE-IN	0	

STATE SENATOR 30TH DISTRICT
Vote for not more than 1

Arlan B. Meekhof	239	46.68
Timothy O'Donnell	34	6.64
Brett VanderKamp	238	46.48
WRITE-IN	1	.20

STATE REPRESENTATIVE 74TH DISTRICT
Vote for not more than 1

Dave Agema	464	99.15
WRITE-IN	4	.85

COUNTY COMMISSIONER 11TH DISTRICT
Vote for not more than 1

James H. Holtvluwer	434	99.09
WRITE-IN	4	.91

TREASURER GEORGETOWN TOWNSHIP
Vote for not more than 1

Carol Scholma	262	53.04
Nicole M. Geerts	231	46.76
WRITE-IN	1	.20

TOWNSHIP TRUSTEE GEORGETOWN TOWNSHIP
Vote for not more than 1

Brett A. Strick	294	60.25
John R. Schwalm	192	39.34
WRITE-IN.	2	.41

********** (Democratic) **********

GOVERNOR
Vote for not more than 1

Virg Bernero	26	76.47
Andy Dillon.	8	23.53
WRITE-IN.	0	

REPRESENTATIVE IN CONGRESS 2ND DISTRICT
Vote for not more than 1

Fred Johnson	19	59.38
Nicolette McClure.	13	40.63
WRITE-IN.	0	

STATE SENATOR 30TH DISTRICT
Vote for not more than 1

John Chester	30	100.00
WRITE-IN.	0	

STATE REPRESENTATIVE 74TH DISTRICT
Vote for not more than 1

Leon E. Chase	30	100.00
WRITE-IN.	0	

COUNTY COMMISSIONER 11TH DISTRICT
Vote for not more than 1

WRITE-IN.	0

TREASURER GEORGETOWN TOWNSHIP
Vote for not more than 1

WRITE-IN.	0

TOWNSHIP TRUSTEE GEORGETOWN TOWNSHIP
Vote for not more than 1

WRITE-IN.	0

********** (Nonpartisan) **********

JUDGE OF CIRCUIT COURT 20TH CIRCUIT
Vote for not more than 1

Kent D. Engle	222	53.11
Chris A. Houghtaling.	40	9.57
David Rhem	155	37.08
WRITE-IN.	1	.24

ELECTION SUMMARY — PRIMARY ELECTION — OFFICIAL RESULTS
RUN DATE:08/18/10 — OTTAWA COUNTY, MICHIGAN
RUN TIME:11:27 AM — AUGUST 3, 2010
STATISTICS

1106 GEORGETOWN TWP P6

	VOTES	PERCENT
REGISTERED VOTERS - TOTAL	2047	
BALLOTS CAST - TOTAL.	799	
BALLOTS CAST - REPUBLICAN	732	91.61
BALLOTS CAST - DEMOCRATIC	49	6.13
BALLOTS CAST - NONPARTISAN.	18	2.25
VOTER TURNOUT - TOTAL		39.03

********** (Republican) **********

GOVERNOR
Vote for not more than 1

Mike Bouchard	48	6.57
Mike Cox.	116	15.87
Pete Hoekstra	415	56.77
Tom George	8	1.09
Rick Snyder.	144	19.70
WRITE-IN.	0	

REPRESENTATIVE IN CONGRESS 2ND DISTRICT
Vote for not more than 1

Bill Cooper.	48	6.81
Bill Huizenga	191	27.09
Wayne D. Kuipers	211	29.93
Chris Larson	4	.57
Field Reichardt	11	1.56
Jay Riemersma	237	33.62
Ted Schendel	3	.43
WRITE-IN.	0	

STATE SENATOR 30TH DISTRICT
Vote for not more than 1

Arlan B. Meekhof	342	51.12
Timothy O'Donnell.	59	8.82

Brett VanderKamp	268	40.06
WRITE-IN.	0	

STATE REPRESENTATIVE 74TH DISTRICT
Vote for not more than 1

Dave Agema	596	99.67
WRITE-IN.	2	.33

COUNTY COMMISSIONER 11TH DISTRICT
Vote for not more than 1

James H. Holtvluwer	573	99.48
WRITE-IN.	3	.52

TREASURER GEORGETOWN TOWNSHIP
Vote for not more than 1

Carol Scholma	344	54.69
Nicole M. Geerts	285	45.31
WRITE-IN.	0	

TOWNSHIP TRUSTEE GEORGETOWN TOWNSHIP
Vote for not more than 1

Brett A. Strick	324	51.76
John R. Schwalm	301	48.08
WRITE-IN.	1	.16

********** (Democratic) **********

GOVERNOR
Vote for not more than 1

Virg Bernero	29	59.18
Andy Dillon.	20	40.82
WRITE-IN.	0	

REPRESENTATIVE IN CONGRESS 2ND DISTRICT
Vote for not more than 1

Fred Johnson	27	64.29
Nicolette McClure.	15	35.71
WRITE-IN.	0	

STATE SENATOR 30TH DISTRICT
Vote for not more than 1

John Chester	38	100.00
WRITE-IN.	0	

STATE REPRESENTATIVE 74TH DISTRICT
Vote for not more than 1

Leon E. Chase	32	100.00
WRITE-IN.	0	

COUNTY COMMISSIONER 11TH DISTRICT
Vote for not more than 1

WRITE-IN.	2	100.00

TREASURER GEORGETOWN TOWNSHIP
Vote for not more than 1

WRITE-IN.	1	100.00

TOWNSHIP TRUSTEE GEORGETOWN TOWNSHIP
Vote for not more than 1

WRITE-IN.	1	100.00

********** (Nonpartisan) **********

JUDGE OF CIRCUIT COURT 20TH CIRCUIT
Vote for not more than 1

Kent D. Engle	291	63.26
Chris A. Houghtaling.	30	6.52
David Rhem	139	30.22
WRITE-IN.	0	

ELECTION SUMMARY PRIMARY ELECTION OFFICIAL RESULTS
RUN DATE:08/18/10 OTTAWA COUNTY, MICHIGAN
RUN TIME:11:27 AM AUGUST 3, 2010
STATISTICS

1107 GEORGETOWN TWP P7

	VOTES	PERCENT
REGISTERED VOTERS - TOTAL	2220	
BALLOTS CAST - TOTAL.	752	
BALLOTS CAST - REPUBLICAN	676	89.89
BALLOTS CAST - DEMOCRATIC	63	8.38
BALLOTS CAST - NONPARTISAN.	13	1.73
VOTER TURNOUT - TOTAL		33.87

********** (Republican) **********

GOVERNOR
Vote for not more than 1

Mike Bouchard	32	4.73
Mike Cox.	116	17.16
Pete Hoekstra	392	57.99

Tom George	1	.15
Rick Snyder.	134	19.82
WRITE-IN.	1	.15

REPRESENTATIVE IN CONGRESS 2ND DISTRICT
Vote for not more than 1

Bill Cooper.	57	8.76
Bill Huizenga	144	22.12
Wayne D. Kuipers	220	33.79
Chris Larson	5	.77
Field Reichardt	9	1.38
Jay Riemersma	213	32.72
Ted Schendel	2	.31
WRITE-IN.	1	.15

STATE SENATOR 30TH DISTRICT
Vote for not more than 1

Arlan B. Meekhof	320	52.89
Timothy O'Donnell.	38	6.28
Brett VanderKamp	246	40.66
WRITE-IN.	1	.17

STATE REPRESENTATIVE 74TH DISTRICT
Vote for not more than 1

Dave Agema	525	99.06
WRITE-IN.	5	.94

COUNTY COMMISSIONER 11TH DISTRICT
Vote for not more than 1

James H. Holtvluwer	489	99.19
WRITE-IN.	4	.81

TREASURER GEORGETOWN TOWNSHIP
Vote for not more than 1

Carol Scholma	330	56.70
Nicole M. Geerts	252	43.30
WRITE-IN.	0	

TOWNSHIP TRUSTEE GEORGETOWN TOWNSHIP
Vote for not more than 1

Brett A. Strick	324	56.84
John R. Schwalm	245	42.98
WRITE-IN.	1	.18

********** (Democratic) **********

GOVERNOR
Vote for not more than 1

Virg Bernero	41	65.08
Andy Dillon.	22	34.92
WRITE-IN.	0	

REPRESENTATIVE IN CONGRESS 2ND DISTRICT
Vote for not more than 1

Fred Johnson	42	70.00
Nicolette McClure.	18	30.00
WRITE-IN.	0	

STATE SENATOR 30TH DISTRICT
Vote for not more than 1

John Chester	53	98.15
WRITE-IN.	1	1.85

STATE REPRESENTATIVE 74TH DISTRICT
Vote for not more than 1

Leon E. Chase	46	100.00
WRITE-IN.	0	

COUNTY COMMISSIONER 11TH DISTRICT
Vote for not more than 1

WRITE-IN.	1	100.00

TREASURER GEORGETOWN TOWNSHIP
Vote for not more than 1

WRITE-IN.	1	100.00

TOWNSHIP TRUSTEE GEORGETOWN TOWNSHIP
Vote for not more than 1

WRITE-IN.	1	100.00

********** (Nonpartisan) **********

JUDGE OF CIRCUIT COURT 20TH CIRCUIT
Vote for not more than 1

Kent D. Engle	266	58.72
Chris A. Houghtaling.	34	7.51
David Rhem	152	33.55
WRITE-IN.	1	.22

RUN DATE:08/18/10 OTTAWA COUNTY, MICHIGAN
RUN TIME:11:27 AM AUGUST 3, 2010
STATISTICS

1108 GEORGETOWN TWP P8

	VOTES	PERCENT
REGISTERED VOTERS - TOTAL	2087	
BALLOTS CAST - TOTAL	812	
BALLOTS CAST - REPUBLICAN	729	89.78
BALLOTS CAST - DEMOCRATIC	47	5.79
BALLOTS CAST - NONPARTISAN	36	4.43
VOTER TURNOUT - TOTAL		38.91

********** (Republican) **********

GOVERNOR
Vote for not more than 1

Mike Bouchard	33	4.55
Mike Cox	119	16.39
Pete Hoekstra	421	57.99
Tom George	9	1.24
Rick Snyder	144	19.83
WRITE-IN	0	

REPRESENTATIVE IN CONGRESS 2ND DISTRICT
Vote for not more than 1

Bill Cooper	74	10.50
Bill Huizenga	186	26.38
Wayne D. Kuipers	190	26.95
Chris Larson	7	.99
Field Reichardt	19	2.70
Jay Riemersma	226	32.06
Ted Schendel	3	.43
WRITE-IN	0	

STATE SENATOR 30TH DISTRICT
Vote for not more than 1

Arlan B. Meekhof	338	52.40
Timothy O'Donnell	59	9.15
Brett VanderKamp	247	38.29
WRITE-IN	1	.16

STATE REPRESENTATIVE 74TH DISTRICT
Vote for not more than 1

Dave Agema	547	98.74
WRITE-IN	7	1.26

COUNTY COMMISSIONER 11TH DISTRICT
Vote for not more than 1

James H. Holtvluwer	514	98.85
WRITE-IN.	6	1.15

TREASURER GEORGETOWN TOWNSHIP
Vote for not more than 1

Carol Scholma	350	56.09
Nicole M. Geerts	274	43.91
WRITE-IN.	0	

TOWNSHIP TRUSTEE GEORGETOWN TOWNSHIP
Vote for not more than 1

Brett A. Strick	310	50.41
John R. Schwalm	304	49.43
WRITE-IN.	1	.16

********** (Democratic) **********

GOVERNOR
Vote for not more than 1

Virg Bernero	31	65.96
Andy Dillon.	16	34.04
WRITE-IN.	0	

REPRESENTATIVE IN CONGRESS 2ND DISTRICT
Vote for not more than 1

Fred Johnson	21	52.50
Nicolette McClure.	19	47.50
WRITE-IN.	0	

STATE SENATOR 30TH DISTRICT
Vote for not more than 1

John Chester	40	100.00
WRITE-IN.	0	

STATE REPRESENTATIVE 74TH DISTRICT
Vote for not more than 1

Leon E. Chase	36	100.00
WRITE-IN.	0	

COUNTY COMMISSIONER 11TH DISTRICT
Vote for not more than 1

WRITE-IN.	3	100.00

TREASURER GEORGETOWN TOWNSHIP
Vote for not more than 1

WRITE-IN.	3	100.00

TOWNSHIP TRUSTEE GEORGETOWN TOWNSHIP
Vote for not more than 1

WRITE-IN.	2	100.00

********** (Nonpartisan) **********

JUDGE OF CIRCUIT COURT 20TH CIRCUIT
Vote for not more than 1

Kent D. Engle	227	43.91
Chris A. Houghtaling.	47	9.09
David Rhem	242	46.81
WRITE-IN.	1	.19

ELECTION SUMMARY — PRIMARY ELECTION — OFFICIAL RESULTS
RUN DATE:08/18/10 — OTTAWA COUNTY, MICHIGAN
RUN TIME:11:27 AM — AUGUST 3, 2010
STATISTICS

1109 GEORGETOWN TWP P9

	VOTES	PERCENT
REGISTERED VOTERS - TOTAL	2328	
BALLOTS CAST - TOTAL.	779	
BALLOTS CAST - REPUBLICAN	732	93.97
BALLOTS CAST - DEMOCRATIC	32	4.11
BALLOTS CAST - NONPARTISAN.	15	1.93
VOTER TURNOUT - TOTAL		33.46

********** (Republican) **********

GOVERNOR
Vote for not more than 1

Mike Bouchard	29	3.97
Mike Cox.	95	13.01
Pete Hoekstra	490	67.12
Tom George	5	.68
Rick Snyder.	111	15.21
WRITE-IN.	0	

REPRESENTATIVE IN CONGRESS 2ND DISTRICT
Vote for not more than 1

Bill Cooper.	65	9.04
Bill Huizenga	223	31.02

Wayne D. Kuipers	207	28.79
Chris Larson	6	.83
Field Reichardt	6	.83
Jay Riemersma	207	28.79
Ted Schendel	5	.70
WRITE-IN.	0	

STATE SENATOR 30TH DISTRICT
Vote for not more than 1

Arlan B. Meekhof	363	54.02
Timothy O'Donnell.	36	5.36
Brett VanderKamp	272	40.48
WRITE-IN.	1	.15

STATE REPRESENTATIVE 74TH DISTRICT
Vote for not more than 1

Dave Agema	585	99.66
WRITE-IN.	2	.34

COUNTY COMMISSIONER 11TH DISTRICT
Vote for not more than 1

James H. Holtvluwer	555	99.64
WRITE-IN.	2	.36

TREASURER GEORGETOWN TOWNSHIP
Vote for not more than 1

Carol Scholma	389	60.03
Nicole M. Geerts	259	39.97
WRITE-IN.	0	

TOWNSHIP TRUSTEE GEORGETOWN TOWNSHIP
Vote for not more than 1

Brett A. Strick	355	55.99
John R. Schwalm	278	43.85
WRITE-IN.	1	.16

********** (Democratic) **********

GOVERNOR
Vote for not more than 1

Virg Bernero	20	62.50
Andy Dillon.	12	37.50
WRITE-IN.	0	

REPRESENTATIVE IN CONGRESS 2ND DISTRICT

Vote for not more than 1

Fred Johnson	13	48.15
Nicolette McClure.	13	48.15
WRITE-IN.	1	3.70

STATE SENATOR 30TH DISTRICT
Vote for not more than 1

John Chester	24	96.00
WRITE-IN.	1	4.00

STATE REPRESENTATIVE 74TH DISTRICT
Vote for not more than 1

Leon E. Chase	21	100.00
WRITE-IN.	0	

COUNTY COMMISSIONER 11TH DISTRICT
Vote for not more than 1

WRITE-IN.	2	100.00

TREASURER GEORGETOWN TOWNSHIP
Vote for not more than 1

WRITE-IN.	1	100.00

TOWNSHIP TRUSTEE GEORGETOWN TOWNSHIP
Vote for not more than 1

WRITE-IN.	2	100.00

********** (Nonpartisan) **********

JUDGE OF CIRCUIT COURT 20TH CIRCUIT
Vote for not more than 1

Kent D. Engle	234	49.79
Chris A. Houghtaling.	38	8.09
David Rhem	198	42.13
WRITE-IN.	0	

ELECTION SUMMARY PRIMARY ELECTION OFFICIAL RESULTS
RUN DATE:08/18/10 OTTAWA COUNTY, MICHIGAN
RUN TIME:11:27 AM AUGUST 3, 2010
STATISTICS

1110 GEORGETOWN TWP P10

	VOTES	PERCENT
REGISTERED VOTERS - TOTAL	900	
BALLOTS CAST - TOTAL.	244	

BALLOTS CAST - REPUBLICAN	221	90.57
BALLOTS CAST - DEMOCRATIC	16	6.56
BALLOTS CAST - NONPARTISAN	7	2.87
VOTER TURNOUT - TOTAL		27.11

********** (Republican) **********

GOVERNOR
Vote for not more than 1

Mike Bouchard	5	2.28
Mike Cox	35	15.98
Pete Hoekstra	130	59.36
Tom George	0	
Rick Snyder	49	22.37
WRITE-IN	0	

REPRESENTATIVE IN CONGRESS 2ND DISTRICT
Vote for not more than 1

Bill Cooper	20	9.26
Bill Huizenga	72	33.33
Wayne D. Kuipers	59	27.31
Chris Larson	0	
Field Reichardt	2	.93
Jay Riemersma	63	29.17
Ted Schendel	0	
WRITE-IN	0	

STATE SENATOR 30TH DISTRICT
Vote for not more than 1

Arlan B. Meekhof	98	48.28
Timothy O'Donnell	9	4.43
Brett VanderKamp	96	47.29
WRITE-IN	0	

STATE REPRESENTATIVE 74TH DISTRICT
Vote for not more than 1

Dave Agema	190	100.00
WRITE-IN	0	

COUNTY COMMISSIONER 10TH DISTRICT
Vote for not more than 1

Jim Holtrop	175	100.00
WRITE-IN	0	

TREASURER GEORGETOWN TOWNSHIP
Vote for not more than 1

Carol Scholma	117	57.35
Nicole M. Geerts	87	42.65
WRITE-IN.	0	

TOWNSHIP TRUSTEE GEORGETOWN TOWNSHIP
Vote for not more than 1

Brett A. Strick	114	58.16
John R. Schwalm	82	41.84
WRITE-IN.	0	

********** (Democratic) **********

GOVERNOR
Vote for not more than 1

Virg Bernero	9	60.00
Andy Dillon.	6	40.00
WRITE-IN.	0	

REPRESENTATIVE IN CONGRESS 2ND DISTRICT
Vote for not more than 1

Fred Johnson	7	46.67
Nicolette McClure.	8	53.33
WRITE-IN.	0	

STATE SENATOR 30TH DISTRICT
Vote for not more than 1

John Chester	15	100.00
WRITE-IN.	0	

STATE REPRESENTATIVE 74TH DISTRICT
Vote for not more than 1

Leon E. Chase	15	100.00
WRITE-IN.	0	

COUNTY COMMISSIONER 10TH DISTRICT
Vote for not more than 1

WRITE-IN.	3	100.00

TREASURER GEORGETOWN TOWNSHIP
Vote for not more than 1

WRITE-IN.	2	100.00

TOWNSHIP TRUSTEE GEORGETOWN TOWNSHIP
Vote for not more than 1

WRITE-IN.	2	100.00

********** (Nonpartisan) **********

JUDGE OF CIRCUIT COURT 20TH CIRCUIT
Vote for not more than 1

Kent D. Engle	106	60.57
Chris A. Houghtaling.	16	9.14
David Rhem	53	30.29
WRITE-IN.	0	

ELECTION SUMMARY PRIMARY ELECTION OFFICIAL RESULTS
RUN DATE:08/18/10 OTTAWA COUNTY, MICHIGAN
RUN TIME:11:27 AM AUGUST 3, 2010
STATISTICS

1111 GEORGETOWN TWP P11

	VOTES	PERCENT
REGISTERED VOTERS - TOTAL	1149	
BALLOTS CAST - TOTAL.	477	
BALLOTS CAST - REPUBLICAN	431	90.36
BALLOTS CAST - DEMOCRATIC	24	5.03
BALLOTS CAST - NONPARTISAN.	22	4.61
VOTER TURNOUT - TOTAL		41.51

********** (Republican) **********

GOVERNOR
Vote for not more than 1

Mike Bouchard	17	3.95
Mike Cox.	74	17.21
Pete Hoekstra	236	54.88
Tom George	2	.47
Rick Snyder.	101	23.49
WRITE-IN.	0	

REPRESENTATIVE IN CONGRESS 2ND DISTRICT
Vote for not more than 1

Bill Cooper.	14	3.33
Bill Huizenga	80	19.00
Wayne D. Kuipers	191	45.37
Chris Larson	2	.48
Field Reichardt	9	2.14
Jay Riemersma	120	28.50
Ted Schendel	5	1.19
WRITE-IN.	0	

STATE SENATOR 30TH DISTRICT

Vote for not more than 1

Arlan B. Meekhof	198	50.25
Timothy O'Donnell	36	9.14
Brett VanderKamp	160	40.61
WRITE-IN	0	

STATE REPRESENTATIVE 74TH DISTRICT

Vote for not more than 1

Dave Agema	367	99.73
WRITE-IN	1	.27

COUNTY COMMISSIONER 10TH DISTRICT

Vote for not more than 1

Jim Holtrop	352	99.72
WRITE-IN	1	.28

TREASURER GEORGETOWN TOWNSHIP

Vote for not more than 1

Carol Scholma	273	68.59
Nicole M. Geerts	124	31.16
WRITE-IN	1	.25

TOWNSHIP TRUSTEE GEORGETOWN TOWNSHIP

Vote for not more than 1

Brett A. Strick	192	50.53
John R. Schwalm	188	49.47
WRITE-IN	0	

********** (Democratic) **********

GOVERNOR

Vote for not more than 1

Virg Bernero	20	83.33
Andy Dillon	4	16.67
WRITE-IN	0	

REPRESENTATIVE IN CONGRESS 2ND DISTRICT

Vote for not more than 1

Fred Johnson	11	55.00
Nicolette McClure	9	45.00
WRITE-IN	0	

STATE SENATOR 30TH DISTRICT

Vote for not more than 1

John Chester	18	100.00

WRITE-IN.	0	

STATE REPRESENTATIVE 74TH DISTRICT
Vote for not more than 1

Leon E. Chase	18	100.00
WRITE-IN.	0	

COUNTY COMMISSIONER 10TH DISTRICT
Vote for not more than 1

WRITE-IN.	1	100.00

TREASURER GEORGETOWN TOWNSHIP
Vote for not more than 1

WRITE-IN.	0	

TOWNSHIP TRUSTEE GEORGETOWN TOWNSHIP
Vote for not more than 1

WRITE-IN.	0	

********** (Nonpartisan) **********

JUDGE OF CIRCUIT COURT 20TH CIRCUIT
Vote for not more than 1

Kent D. Engle	123	43.62
Chris A. Houghtaling.	32	11.35
David Rhem	127	45.04
WRITE-IN.	0	

ELECTION SUMMARY PRIMARY ELECTION OFFICIAL RESULTS
RUN DATE:08/18/10 OTTAWA COUNTY, MICHIGAN
RUN TIME:11:27 AM AUGUST 3, 2010
STATISTICS

1112 GEORGETOWN TWP P12

	VOTES	PERCENT
REGISTERED VOTERS - TOTAL	2273	
BALLOTS CAST - TOTAL.	902	
BALLOTS CAST - REPUBLICAN	847	93.90
BALLOTS CAST - DEMOCRATIC	39	4.32
BALLOTS CAST - NONPARTISAN.	16	1.77
VOTER TURNOUT - TOTAL		39.68

********** (Republican) **********

GOVERNOR
Vote for not more than 1

Mike Bouchard	45	5.33
Mike Cox.	110	13.02
Pete Hoekstra	536	63.43
Tom George	2	.24
Rick Snyder.	151	17.87
WRITE-IN.	1	.12

REPRESENTATIVE IN CONGRESS 2ND DISTRICT
Vote for not more than 1

Bill Cooper.	58	7.01
Bill Huizenga	214	25.88
Wayne D. Kuipers	321	38.81
Chris Larson	8	.97
Field Reichardt	11	1.33
Jay Riemersma	210	25.39
Ted Schendel	5	.60
WRITE-IN.	0	

STATE SENATOR 30TH DISTRICT
Vote for not more than 1

Arlan B. Meekhof	388	49.43
Timothy O'Donnell.	63	8.03
Brett VanderKamp	333	42.42
WRITE-IN.	1	.13

STATE REPRESENTATIVE 74TH DISTRICT
Vote for not more than 1

Dave Agema	725	99.32
WRITE-IN.	5	.68

COUNTY COMMISSIONER 10TH DISTRICT
Vote for not more than 1

Jim Holtrop.	693	99.57
WRITE-IN.	3	.43

TREASURER GEORGETOWN TOWNSHIP
Vote for not more than 1

Carol Scholma	475	62.42
Nicole M. Geerts	284	37.32
WRITE-IN.	2	.26

TOWNSHIP TRUSTEE GEORGETOWN TOWNSHIP
Vote for not more than 1

Brett A. Strick	364	48.79
John R. Schwalm	380	50.94

WRITE-IN.	2	.27

********** (Democratic) **********

GOVERNOR
Vote for not more than 1

Virg Bernero	19	48.72
Andy Dillon.	20	51.28
WRITE-IN.	0	

REPRESENTATIVE IN CONGRESS 2ND DISTRICT
Vote for not more than 1

Fred Johnson	22	59.46
Nicolette McClure.	15	40.54
WRITE-IN.	0	

STATE SENATOR 30TH DISTRICT
Vote for not more than 1

John Chester	34	100.00
WRITE-IN.	0	

STATE REPRESENTATIVE 74TH DISTRICT
Vote for not more than 1

Leon E. Chase	33	100.00
WRITE-IN.	0	

COUNTY COMMISSIONER 10TH DISTRICT
Vote for not more than 1

WRITE-IN.	5	100.00

TREASURER GEORGETOWN TOWNSHIP
Vote for not more than 1

WRITE-IN.	3	100.00

TOWNSHIP TRUSTEE GEORGETOWN TOWNSHIP
Vote for not more than 1

WRITE-IN.	4	100.00

********** (Nonpartisan) **********

JUDGE OF CIRCUIT COURT 20TH CIRCUIT
Vote for not more than 1

Kent D. Engle	289	50.97
Chris A. Houghtaling.	63	11.11
David Rhem	215	37.92

WRITE-IN. 0

ELECTION SUMMARY PRIMARY ELECTION OFFICIAL RESULTS
RUN DATE:08/18/10 OTTAWA COUNTY, MICHIGAN
RUN TIME:11:27 AM AUGUST 3, 2010
STATISTICS

1113 GEORGETOWN TWP P13

	VOTES	PERCENT
REGISTERED VOTERS - TOTAL	1647	
BALLOTS CAST - TOTAL	560	
BALLOTS CAST - REPUBLICAN	528	94.29
BALLOTS CAST - DEMOCRATIC	24	4.29
BALLOTS CAST - NONPARTISAN	8	1.43
VOTER TURNOUT - TOTAL		34.00

********** (Republican) **********

GOVERNOR
Vote for not more than 1

Mike Bouchard	25	4.75
Mike Cox	59	11.22
Pete Hoekstra	342	65.02
Tom George	4	.76
Rick Snyder	96	18.25
WRITE-IN	0	

REPRESENTATIVE IN CONGRESS 2ND DISTRICT
Vote for not more than 1

Bill Cooper	35	6.84
Bill Huizenga	121	23.63
Wayne D. Kuipers	160	31.25
Chris Larson	4	.78
Field Reichardt	8	1.56
Jay Riemersma	179	34.96
Ted Schendel	5	.98
WRITE-IN	0	

STATE SENATOR 30TH DISTRICT
Vote for not more than 1

Arlan B. Meekhof	269	55.46
Timothy O'Donnell	27	5.57
Brett VanderKamp	189	38.97
WRITE-IN	0	

STATE REPRESENTATIVE 74TH DISTRICT
Vote for not more than 1

Dave Agema	446	99.78
WRITE-IN.	1	.22

COUNTY COMMISSIONER 10TH DISTRICT
Vote for not more than 1

Jim Holtrop.	424	100.00
WRITE-IN.	0	

TREASURER GEORGETOWN TOWNSHIP
Vote for not more than 1

Carol Scholma	298	63.40
Nicole M. Geerts	172	36.60
WRITE-IN.	0	

TOWNSHIP TRUSTEE GEORGETOWN TOWNSHIP
Vote for not more than 1

Brett A. Strick	277	62.53
John R. Schwalm	165	37.25
WRITE-IN.	1	.23

********** (Democratic) **********

GOVERNOR
Vote for not more than 1

Virg Bernero	14	60.87
Andy Dillon.	9	39.13
WRITE-IN.	0	

REPRESENTATIVE IN CONGRESS 2ND DISTRICT
Vote for not more than 1

Fred Johnson	10	47.62
Nicolette McClure.	11	52.38
WRITE-IN.	0	

STATE SENATOR 30TH DISTRICT
Vote for not more than 1

John Chester	18	100.00
WRITE-IN.	0	

STATE REPRESENTATIVE 74TH DISTRICT
Vote for not more than 1

Leon E. Chase	19	100.00
WRITE-IN.	0	

COUNTY COMMISSIONER 10TH DISTRICT
Vote for not more than 1

WRITE-IN.	0	

TREASURER GEORGETOWN TOWNSHIP
Vote for not more than 1

WRITE-IN.	0	

TOWNSHIP TRUSTEE GEORGETOWN TOWNSHIP
Vote for not more than 1

WRITE-IN.	0	

********** (Nonpartisan) **********

JUDGE OF CIRCUIT COURT 20TH CIRCUIT
Vote for not more than 1

Kent D. Engle	174	51.48
Chris A. Houghtaling.	22	6.51
David Rhem	142	42.01
WRITE-IN.	0	

ELECTION SUMMARY — PRIMARY ELECTION — OFFICIAL RESULTS
RUN DATE:08/18/10 — OTTAWA COUNTY, MICHIGAN
RUN TIME:11:27 AM — AUGUST 3, 2010
STATISTICS

1114 GEORGETOWN TWP P14

	VOTES	PERCENT
REGISTERED VOTERS - TOTAL	2268	
BALLOTS CAST - TOTAL.	772	
BALLOTS CAST - REPUBLICAN	728	94.30
BALLOTS CAST - DEMOCRATIC	22	2.85
BALLOTS CAST - NONPARTISAN.	22	2.85
VOTER TURNOUT - TOTAL		34.04

********** (Republican) **********

GOVERNOR
Vote for not more than 1

Mike Bouchard	22	3.04
Mike Cox.	97	13.42
Pete Hoekstra	486	67.22
Tom George	5	.69
Rick Snyder.	113	15.63
WRITE-IN.	0	

REPRESENTATIVE IN CONGRESS 2ND DISTRICT

Vote for not more than 1

Bill Cooper.	51	7.23
Bill Huizenga	169	23.97
Wayne D. Kuipers	249	35.32
Chris Larson	4	.57
Field Reichardt	9	1.28
Jay Riemersma	218	30.92
Ted Schendel	3	.43
WRITE-IN.	2	.28

STATE SENATOR 30TH DISTRICT

Vote for not more than 1

Arlan B. Meekhof	311	46.77
Timothy O'Donnell.	43	6.47
Brett VanderKamp	308	46.32
WRITE-IN.	3	.45

STATE REPRESENTATIVE 74TH DISTRICT

Vote for not more than 1

Dave Agema	574	99.48
WRITE-IN.	3	.52

COUNTY COMMISSIONER 10TH DISTRICT

Vote for not more than 1

Jim Holtrop.	545	99.82
WRITE-IN.	1	.18

TREASURER GEORGETOWN TOWNSHIP

Vote for not more than 1

Carol Scholma	342	55.52
Nicole M. Geerts	273	44.32
WRITE-IN.	1	.16

TOWNSHIP TRUSTEE GEORGETOWN TOWNSHIP

Vote for not more than 1

Brett A. Strick	341	55.54
John R. Schwalm	259	42.18
WRITE-IN.	14	2.28

********** (Democratic) **********

GOVERNOR

Vote for not more than 1

Virg Bernero	13	61.90
Andy Dillon.	8	38.10
WRITE-IN.	0	

REPRESENTATIVE IN CONGRESS 2ND DISTRICT
Vote for not more than 1

Fred Johnson	13	61.90
Nicolette McClure.	8	38.10
WRITE-IN.	0	

STATE SENATOR 30TH DISTRICT
Vote for not more than 1

John Chester	20	100.00
WRITE-IN.	0	

STATE REPRESENTATIVE 74TH DISTRICT
Vote for not more than 1

Leon E. Chase	18	100.00
WRITE-IN.	0	

COUNTY COMMISSIONER 10TH DISTRICT
Vote for not more than 1

WRITE-IN.	0	

TREASURER GEORGETOWN TOWNSHIP
Vote for not more than 1

WRITE-IN.	0	

TOWNSHIP TRUSTEE GEORGETOWN TOWNSHIP
Vote for not more than 1

WRITE-IN.	0	

********** (Nonpartisan) **********

JUDGE OF CIRCUIT COURT 20TH CIRCUIT
Vote for not more than 1

Kent D. Engle	270	56.13
Chris A. Houghtaling.	46	9.56
David Rhem	164	34.10
WRITE-IN.	1	.21

ELECTION SUMMARY PRIMARY ELECTION OFFICIAL RESULTS
RUN DATE:08/18/10 OTTAWA COUNTY, MICHIGAN
RUN TIME:11:27 AM AUGUST 3, 2010
STATISTICS

1115 GEORGETOWN TWP P15

VOTES PERCENT

REGISTERED VOTERS - TOTAL	2041	
BALLOTS CAST - TOTAL	809	
BALLOTS CAST - REPUBLICAN	757	93.57
BALLOTS CAST - DEMOCRATIC	41	5.07
BALLOTS CAST - NONPARTISAN	11	1.36
VOTER TURNOUT - TOTAL		39.64

********** (Republican) **********

GOVERNOR
Vote for not more than 1

Mike Bouchard	36	4.79
Mike Cox	127	16.91
Pete Hoekstra	440	58.59
Tom George	4	.53
Rick Snyder	144	19.17
WRITE-IN	0	

REPRESENTATIVE IN CONGRESS 2ND DISTRICT
Vote for not more than 1

Bill Cooper	59	8.08
Bill Huizenga	169	23.15
Wayne D. Kuipers	278	38.08
Chris Larson	11	1.51
Field Reichardt	13	1.78
Jay Riemersma	192	26.30
Ted Schendel	8	1.10
WRITE-IN	0	

STATE SENATOR 30TH DISTRICT
Vote for not more than 1

Arlan B. Meekhof	351	50.07
Timothy O'Donnell	44	6.28
Brett VanderKamp	306	43.65
WRITE-IN	0	

STATE REPRESENTATIVE 74TH DISTRICT
Vote for not more than 1

Dave Agema	645	99.54
WRITE-IN	3	.46

COUNTY COMMISSIONER 11TH DISTRICT
Vote for not more than 1

James H. Holtvluwer	602	99.67
WRITE-IN	2	.33

TREASURER GEORGETOWN TOWNSHIP
Vote for not more than 1

Carol Scholma	275	38.95
Nicole M. Geerts	430	60.91
WRITE-IN.	1	.14

TOWNSHIP TRUSTEE GEORGETOWN TOWNSHIP
Vote for not more than 1

Brett A. Strick	495	70.21
John R. Schwalm	209	29.65
WRITE-IN.	1	.14

********** (Democratic) **********

GOVERNOR
Vote for not more than 1

Virg Bernero	26	63.41
Andy Dillon.	15	36.59
WRITE-IN.	0	

REPRESENTATIVE IN CONGRESS 2ND DISTRICT
Vote for not more than 1

Fred Johnson	22	57.89
Nicolette McClure.	16	42.11
WRITE-IN.	0	

STATE SENATOR 30TH DISTRICT
Vote for not more than 1

John Chester	34	100.00
WRITE-IN.	0	

STATE REPRESENTATIVE 74TH DISTRICT
Vote for not more than 1

Leon E. Chase	32	100.00
WRITE-IN.	0	

COUNTY COMMISSIONER 11TH DISTRICT
Vote for not more than 1

WRITE-IN.	0	

TREASURER GEORGETOWN TOWNSHIP
Vote for not more than 1

WRITE-IN.	1	100.00

TOWNSHIP TRUSTEE GEORGETOWN TOWNSHIP
Vote for not more than 1

WRITE-IN.	0	

********** (Nonpartisan) **********

JUDGE OF CIRCUIT COURT 20TH CIRCUIT
Vote for not more than 1

Kent D. Engle	297	53.61
Chris A. Houghtaling.	51	9.21
David Rhem	206	37.18
WRITE-IN.	0	

ELECTION SUMMARY — PRIMARY ELECTION — OFFICIAL RESULTS
RUN DATE:08/18/10 — OTTAWA COUNTY, MICHIGAN
RUN TIME:11:27 AM — AUGUST 3, 2010
STATISTICS

1116 GEORGETOWN TWP P16

	VOTES	PERCENT
REGISTERED VOTERS - TOTAL	1033	
BALLOTS CAST - TOTAL.	363	
BALLOTS CAST - REPUBLICAN	329	90.63
BALLOTS CAST - DEMOCRATIC	25	6.89
BALLOTS CAST - NONPARTISAN.	9	2.48
VOTER TURNOUT - TOTAL		35.14

********** (Republican) **********

GOVERNOR
Vote for not more than 1

Mike Bouchard	17	5.18
Mike Cox.	39	11.89
Pete Hoekstra	210	64.02
Tom George	2	.61
Rick Snyder.	60	18.29
WRITE-IN.	0	

REPRESENTATIVE IN CONGRESS 2ND DISTRICT
Vote for not more than 1

Bill Cooper.	21	6.52
Bill Huizenga	71	22.05
Wayne D. Kuipers	115	35.71
Chris Larson	4	1.24
Field Reichardt	5	1.55
Jay Riemersma	104	32.30
Ted Schendel	2	.62
WRITE-IN.	0	

STATE SENATOR 30TH DISTRICT
Vote for not more than 1

Arlan B. Meekhof	150	48.54
Timothy O'Donnell.	29	9.39
Brett VanderKamp	130	42.07
WRITE-IN.	0	

STATE REPRESENTATIVE 74TH DISTRICT
Vote for not more than 1

Dave Agema	271	98.55
WRITE-IN.	4	1.45

COUNTY COMMISSIONER 11TH DISTRICT
Vote for not more than 1

James H. Holtvluwer	258	100.00
WRITE-IN.	0	

TREASURER GEORGETOWN TOWNSHIP
Vote for not more than 1

Carol Scholma	185	61.87
Nicole M. Geerts	114	38.13
WRITE-IN.	0	

TOWNSHIP TRUSTEE GEORGETOWN TOWNSHIP
Vote for not more than 1

Brett A. Strick	153	53.31
John R. Schwalm	134	46.69
WRITE-IN.	0	

********** (Democratic) **********

GOVERNOR
Vote for not more than 1

Virg Bernero	18	75.00
Andy Dillon.	6	25.00
WRITE-IN.	0	

REPRESENTATIVE IN CONGRESS 2ND DISTRICT
Vote for not more than 1

Fred Johnson	13	52.00
Nicolette McClure.	12	48.00
WRITE-IN.	0	

STATE SENATOR 30TH DISTRICT
Vote for not more than 1

John Chester	24	100.00
WRITE-IN.	0	

STATE REPRESENTATIVE 74TH DISTRICT
Vote for not more than 1

Leon E. Chase	24	100.00
WRITE-IN.	0	

COUNTY COMMISSIONER 11TH DISTRICT
Vote for not more than 1

WRITE-IN.	4	100.00

TREASURER GEORGETOWN TOWNSHIP
Vote for not more than 1

WRITE-IN.	1	100.00

TOWNSHIP TRUSTEE GEORGETOWN TOWNSHIP
Vote for not more than 1

WRITE-IN.	1	100.00

********** (Nonpartisan) **********

JUDGE OF CIRCUIT COURT 20TH CIRCUIT
Vote for not more than 1

Kent D. Engle	136	53.54
Chris A. Houghtaling.	19	7.48
David Rhem	99	38.98
WRITE-IN.	0	

ELECTION SUMMARY PRIMARY ELECTION OFFICIAL RESULTS
RUN DATE:08/18/10 OTTAWA COUNTY, MICHIGAN
RUN TIME:11:27 AM AUGUST 3, 2010
STATISTICS

1117 GEORGETOWN TWP P17

	VOTES	PERCENT
REGISTERED VOTERS - TOTAL	1525	
BALLOTS CAST - TOTAL.	565	
BALLOTS CAST - REPUBLICAN	536	94.87
BALLOTS CAST - DEMOCRATIC	14	2.48
BALLOTS CAST - NONPARTISAN.	15	2.65
VOTER TURNOUT - TOTAL		37.05

********** (Republican) **********

GOVERNOR
Vote for not more than 1

Mike Bouchard	5	.94
Mike Cox	71	13.30
Pete Hoekstra	369	69.10
Tom George	2	.37
Rick Snyder	87	16.29
WRITE-IN	0	

REPRESENTATIVE IN CONGRESS 2ND DISTRICT
Vote for not more than 1

Bill Cooper	26	4.96
Bill Huizenga	197	37.60
Wayne D. Kuipers	119	22.71
Chris Larson	2	.38
Field Reichardt	3	.57
Jay Riemersma	175	33.40
Ted Schendel	1	.19
WRITE-IN	1	.19

STATE SENATOR 30TH DISTRICT
Vote for not more than 1

Arlan B. Meekhof	213	43.03
Timothy O'Donnell	22	4.44
Brett VanderKamp	260	52.53
WRITE-IN	0	

STATE REPRESENTATIVE 74TH DISTRICT
Vote for not more than 1

Dave Agema	455	100.00
WRITE-IN	0	

COUNTY COMMISSIONER 6TH DISTRICT
Vote for not more than 1

Roger Rycenga	306	73.21
Greg Golembiewski	112	26.79
WRITE-IN	0	

TREASURER GEORGETOWN TOWNSHIP
Vote for not more than 1

Carol Scholma	272	58.00
Nicole M. Geerts	197	42.00
WRITE-IN	0	

TOWNSHIP TRUSTEE GEORGETOWN TOWNSHIP
Vote for not more than 1

Brett A. Strick	288	63.02
John R. Schwalm	169	36.98
WRITE-IN.	0	

********** (Democratic) **********

GOVERNOR
Vote for not more than 1

Virg Bernero	7	50.00
Andy Dillon.	7	50.00
WRITE-IN.	0	

REPRESENTATIVE IN CONGRESS 2ND DISTRICT
Vote for not more than 1

Fred Johnson	9	69.23
Nicolette McClure.	4	30.77
WRITE-IN.	0	

STATE SENATOR 30TH DISTRICT
Vote for not more than 1

John Chester	11	100.00
WRITE-IN.	0	

STATE REPRESENTATIVE 74TH DISTRICT
Vote for not more than 1

Leon E. Chase	10	100.00
WRITE-IN.	0	

COUNTY COMMISSIONER 6TH DISTRICT
Vote for not more than 1

WRITE-IN.	2	100.00

TREASURER GEORGETOWN TOWNSHIP
Vote for not more than 1

WRITE-IN.	1	100.00

TOWNSHIP TRUSTEE GEORGETOWN TOWNSHIP
Vote for not more than 1

WRITE-IN.	1	100.00

********** (Nonpartisan) **********

JUDGE OF CIRCUIT COURT 20TH CIRCUIT

Vote for not more than 1

Kent D. Engle	151	47.04
Chris A. Houghtaling.	30	9.35
David Rhem	139	43.30
WRITE-IN.	1	.31

ELECTION SUMMARY — PRIMARY ELECTION — OFFICIAL RESULTS
RUN DATE:08/18/10 — OTTAWA COUNTY, MICHIGAN
RUN TIME:11:27 AM — AUGUST 3, 2010
STATISTICS

1118 GEORGETOWN TWP P18

	VOTES	PERCENT
REGISTERED VOTERS - TOTAL	1062	
BALLOTS CAST - TOTAL.	404	
BALLOTS CAST - REPUBLICAN	389	96.29
BALLOTS CAST - DEMOCRATIC	14	3.47
BALLOTS CAST - NONPARTISAN.	1	.25
VOTER TURNOUT - TOTAL		38.04

********** (Republican) **********

GOVERNOR
Vote for not more than 1

Mike Bouchard	10	2.59
Mike Cox.	41	10.62
Pete Hoekstra	275	71.24
Tom George	0	
Rick Snyder.	60	15.54
WRITE-IN.	0	

REPRESENTATIVE IN CONGRESS 2ND DISTRICT
Vote for not more than 1

Bill Cooper.	19	5.09
Bill Huizenga	160	42.90
Wayne D. Kuipers	99	26.54
Chris Larson	3	.80
Field Reichardt	3	.80
Jay Riemersma	88	23.59
Ted Schendel	1	.27
WRITE-IN.	0	

STATE SENATOR 30TH DISTRICT
Vote for not more than 1

Arlan B. Meekhof	158	44.51
Timothy O'Donnell.	16	4.51
Brett VanderKamp	181	50.99
WRITE-IN.	0	

STATE REPRESENTATIVE 74TH DISTRICT
Vote for not more than 1

Dave Agema	316	100.00
WRITE-IN.	0	

COUNTY COMMISSIONER 6TH DISTRICT
Vote for not more than 1

Roger Rycenga	193	69.68
Greg Golembiewski.	83	29.96
WRITE-IN.	1	.36

TREASURER GEORGETOWN TOWNSHIP
Vote for not more than 1

Carol Scholma	202	61.59
Nicole M. Geerts	126	38.41
WRITE-IN.	0	

TOWNSHIP TRUSTEE GEORGETOWN TOWNSHIP
Vote for not more than 1

Brett A. Strick	163	49.54
John R. Schwalm	166	50.46
WRITE-IN.	0	

********** (Democratic) **********

GOVERNOR
Vote for not more than 1

Virg Bernero	10	71.43
Andy Dillon.	4	28.57
WRITE-IN.	0	

REPRESENTATIVE IN CONGRESS 2ND DISTRICT
Vote for not more than 1

Fred Johnson	9	64.29
Nicolette McClure.	5	35.71
WRITE-IN.	0	

STATE SENATOR 30TH DISTRICT
Vote for not more than 1

John Chester	9	100.00
WRITE-IN.	0	

STATE REPRESENTATIVE 74TH DISTRICT

Vote for not more than 1

Leon E. Chase	10	100.00
WRITE-IN.	0	

COUNTY COMMISSIONER 6TH DISTRICT
Vote for not more than 1

WRITE-IN.	0	

TREASURER GEORGETOWN TOWNSHIP
Vote for not more than 1

WRITE-IN.	0	

TOWNSHIP TRUSTEE GEORGETOWN TOWNSHIP
Vote for not more than 1

WRITE-IN.	0	

********** (Nonpartisan) **********

JUDGE OF CIRCUIT COURT 20TH CIRCUIT
Vote for not more than 1

Kent D. Engle	126	54.08
Chris A. Houghtaling.	12	5.15
David Rhem	95	40.77
WRITE-IN.	0	

ELECTION SUMMARY PRIMARY ELECTION OFFICIAL RESULTS
RUN DATE:08/18/10 OTTAWA COUNTY, MICHIGAN
RUN TIME:11:27 AM AUGUST 3, 2010
STATISTICS

1119 GEORGETOWN TWP P19

	VOTES	PERCENT
REGISTERED VOTERS - TOTAL	1345	
BALLOTS CAST - TOTAL.	549	
BALLOTS CAST - REPUBLICAN	501	91.26
BALLOTS CAST - DEMOCRATIC	25	4.55
BALLOTS CAST - NONPARTISAN.	23	4.19
VOTER TURNOUT - TOTAL		40.82

********** (Republican) **********

GOVERNOR
Vote for not more than 1

Mike Bouchard	26	5.20
Mike Cox.	74	14.80
Pete Hoekstra	331	66.20
Tom George	4	.80

Rick Snyder.	65	13.00
WRITE-IN.	0	

REPRESENTATIVE IN CONGRESS 2ND DISTRICT
Vote for not more than 1

Bill Cooper.	27	5.50
Bill Huizenga	142	28.92
Wayne D. Kuipers	165	33.60
Chris Larson	1	.20
Field Reichardt	8	1.63
Jay Riemersma	144	29.33
Ted Schendel	4	.81
WRITE-IN.	0	

STATE SENATOR 30TH DISTRICT
Vote for not more than 1

Arlan B. Meekhof	238	51.29
Timothy O'Donnell.	31	6.68
Brett VanderKamp	195	42.03
WRITE-IN.	0	

STATE REPRESENTATIVE 74TH DISTRICT
Vote for not more than 1

Dave Agema	430	100.00
WRITE-IN.	0	

COUNTY COMMISSIONER 10TH DISTRICT
Vote for not more than 1

Jim Holtrop.	403	100.00
WRITE-IN.	0	

TREASURER GEORGETOWN TOWNSHIP
Vote for not more than 1

Carol Scholma	268	60.91
Nicole M. Geerts	172	39.09
WRITE-IN.	0	

TOWNSHIP TRUSTEE GEORGETOWN TOWNSHIP
Vote for not more than 1

Brett A. Strick	249	58.73
John R. Schwalm	175	41.27
WRITE-IN.	0	

********** (Democratic) **********

GOVERNOR
Vote for not more than 1

Virg Bernero	14	56.00
Andy Dillon	11	44.00
WRITE-IN	0	

REPRESENTATIVE IN CONGRESS 2ND DISTRICT
Vote for not more than 1

Fred Johnson	12	52.17
Nicolette McClure	11	47.83
WRITE-IN	0	

STATE SENATOR 30TH DISTRICT
Vote for not more than 1

John Chester	21	100.00
WRITE-IN	0	

STATE REPRESENTATIVE 74TH DISTRICT
Vote for not more than 1

Leon E. Chase	21	100.00
WRITE-IN	0	

COUNTY COMMISSIONER 10TH DISTRICT
Vote for not more than 1

WRITE-IN	0	

TREASURER GEORGETOWN TOWNSHIP
Vote for not more than 1

WRITE-IN	0	

TOWNSHIP TRUSTEE GEORGETOWN TOWNSHIP
Vote for not more than 1

WRITE-IN	0	

********** (Nonpartisan) **********

JUDGE OF CIRCUIT COURT 20TH CIRCUIT
Vote for not more than 1

Kent D. Engle	138	45.39
Chris A. Houghtaling	35	11.51
David Rhem	131	43.09
WRITE-IN	0	

ELECTION SUMMARY PRIMARY ELECTION OFFICIAL RESULTS
RUN DATE:08/18/10 OTTAWA COUNTY, MICHIGAN

RUN TIME:11:27 AM AUGUST 3, 2010
STATISTICS

1120 GEORGETOWN TWP P20

	VOTES	PERCENT
REGISTERED VOTERS - TOTAL	1121	
BALLOTS CAST - TOTAL	430	
BALLOTS CAST - REPUBLICAN	389	90.47
BALLOTS CAST - DEMOCRATIC	29	6.74
BALLOTS CAST - NONPARTISAN	12	2.79
VOTER TURNOUT - TOTAL		38.36

********** (Republican) **********

GOVERNOR
Vote for not more than 1

Mike Bouchard	15	3.87
Mike Cox	59	15.21
Pete Hoekstra	254	65.46
Tom George	4	1.03
Rick Snyder	56	14.43
WRITE-IN	0	

REPRESENTATIVE IN CONGRESS 2ND DISTRICT
Vote for not more than 1

Bill Cooper	25	6.51
Bill Huizenga	94	24.48
Wayne D. Kuipers	131	34.11
Chris Larson	1	.26
Field Reichardt	9	2.34
Jay Riemersma	123	32.03
Ted Schendel	1	.26
WRITE-IN	0	

STATE SENATOR 30TH DISTRICT
Vote for not more than 1

Arlan B. Meekhof	207	57.50
Timothy O'Donnell	30	8.33
Brett VanderKamp	123	34.17
WRITE-IN	0	

STATE REPRESENTATIVE 74TH DISTRICT
Vote for not more than 1

Dave Agema	336	99.70
WRITE-IN	1	.30

COUNTY COMMISSIONER 10TH DISTRICT
Vote for not more than 1

Jim Holtrop.	325	100.00
WRITE-IN.	0	

TREASURER GEORGETOWN TOWNSHIP
Vote for not more than 1

Carol Scholma	220	62.32
Nicole M. Geerts	133	37.68
WRITE-IN.	0	

TOWNSHIP TRUSTEE GEORGETOWN TOWNSHIP
Vote for not more than 1

Brett A. Strick	169	48.01
John R. Schwalm	183	51.99
WRITE-IN.	0	

********** (Democratic) **********

GOVERNOR
Vote for not more than 1

Virg Bernero	18	62.07
Andy Dillon.	11	37.93
WRITE-IN.	0	

REPRESENTATIVE IN CONGRESS 2ND DISTRICT
Vote for not more than 1

Fred Johnson	20	71.43
Nicolette McClure.	8	28.57
WRITE-IN.	0	

STATE SENATOR 30TH DISTRICT
Vote for not more than 1

John Chester	24	100.00
WRITE-IN.	0	

STATE REPRESENTATIVE 74TH DISTRICT
Vote for not more than 1

Leon E. Chase	23	100.00
WRITE-IN.	0	

COUNTY COMMISSIONER 10TH DISTRICT
Vote for not more than 1

WRITE-IN.	2	100.00

TREASURER GEORGETOWN TOWNSHIP
Vote for not more than 1

WRITE-IN.	1	100.00

TOWNSHIP TRUSTEE GEORGETOWN TOWNSHIP
Vote for not more than 1

WRITE-IN.	1	100.00

********** (Nonpartisan) **********

JUDGE OF CIRCUIT COURT 20TH CIRCUIT
Vote for not more than 1

Kent D. Engle	167	53.70
Chris A. Houghtaling.	32	10.29
David Rhem	111	35.69
WRITE-IN.	1	.32

ELECTION SUMMARY — PRIMARY ELECTION — OFFICIAL RESULTS
RUN DATE:08/18/10 — OTTAWA COUNTY, MICHIGAN
RUN TIME:11:27 AM — AUGUST 3, 2010
STATISTICS

1201 GRAND HAVEN TWP P1

	VOTES	PERCENT
REGISTERED VOTERS - TOTAL	2390	
BALLOTS CAST - TOTAL.	694	
BALLOTS CAST - REPUBLICAN	601	86.60
BALLOTS CAST - DEMOCRATIC	78	11.24
BALLOTS CAST - NONPARTISAN.	15	2.16
VOTER TURNOUT - TOTAL		29.04

********** (Republican) **********

GOVERNOR
Vote for not more than 1

Mike Bouchard	31	5.20
Mike Cox.	99	16.61
Pete Hoekstra	302	50.67
Tom George	2	.34
Rick Snyder.	162	27.18
WRITE-IN.	0	

REPRESENTATIVE IN CONGRESS 2ND DISTRICT
Vote for not more than 1

Bill Cooper.	164	28.37
Bill Huizenga	78	13.49
Wayne D. Kuipers	145	25.09

Chris Larson	11	1.90
Field Reichardt	88	15.22
Jay Riemersma	88	15.22
Ted Schendel	4	.69
WRITE-IN.	0	

STATE SENATOR 30TH DISTRICT
Vote for not more than 1

Arlan B. Meekhof	310	56.47
Timothy O'Donnell.	46	8.38
Brett VanderKamp	193	35.15
WRITE-IN.	0	

STATE REPRESENTATIVE 89TH DISTRICT
Vote for not more than 1

William Easterling, Jr..	25	4.80
Sec Garcia	21	4.03
Brandon M. Hall	13	2.50
John McNeil.	60	11.52
Jeffrey Meyer	21	4.03
David Miller	76	14.59
John Nash	125	23.99
Amanda Price	180	34.55
WRITE-IN.	0	

COUNTY COMMISSIONER 3RD DISTRICT
Vote for not more than 1

Dennis Swartout	419	99.05
WRITE-IN.	4	.95

********** (Democratic) **********

GOVERNOR
Vote for not more than 1

Virg Bernero	52	68.42
Andy Dillon.	24	31.58
WRITE-IN.	0	

REPRESENTATIVE IN CONGRESS 2ND DISTRICT
Vote for not more than 1

Fred Johnson	48	68.57
Nicolette McClure.	22	31.43
WRITE-IN.	0	

STATE SENATOR 30TH DISTRICT
Vote for not more than 1

John Chester	65	100.00
WRITE-IN.	0	

STATE REPRESENTATIVE 89TH DISTRICT
Vote for not more than 1

Don Bergman.	64	100.00
WRITE-IN.	0	

COUNTY COMMISSIONER 3RD DISTRICT
Vote for not more than 1

Jeff Williams	64	100.00
WRITE-IN.	0	

********** (Nonpartisan) **********

JUDGE OF CIRCUIT COURT 20TH CIRCUIT
Vote for not more than 1

Kent D. Engle	161	31.08
Chris A. Houghtaling.	142	27.41
David Rhem	214	41.31
WRITE-IN.	1	.19

ELECTION SUMMARY — PRIMARY ELECTION — OFFICIAL RESULTS
RUN DATE:08/18/10 — OTTAWA COUNTY, MICHIGAN
RUN TIME:11:27 AM — AUGUST 3, 2010
STATISTICS

1202 GRAND HAVEN TWP P2

	VOTES	PERCENT
REGISTERED VOTERS - TOTAL	1761	
BALLOTS CAST - TOTAL.	455	
BALLOTS CAST - REPUBLICAN	390	85.71
BALLOTS CAST - DEMOCRATIC	52	11.43
BALLOTS CAST - NONPARTISAN.	13	2.86
VOTER TURNOUT - TOTAL		25.84

********** (Republican) **********

GOVERNOR
Vote for not more than 1

Mike Bouchard	11	2.84
Mike Cox.	71	18.30
Pete Hoekstra	169	43.56
Tom George	3	.77
Rick Snyder.	134	34.54
WRITE-IN.	0	

REPRESENTATIVE IN CONGRESS 2ND DISTRICT
Vote for not more than 1

Bill Cooper.	83	22.02
Bill Huizenga	54	14.32
Wayne D. Kuipers	113	29.97
Chris Larson	4	1.06
Field Reichardt	50	13.26
Jay Riemersma	69	18.30
Ted Schendel	4	1.06
WRITE-IN.	0	

STATE SENATOR 30TH DISTRICT
Vote for not more than 1

Arlan B. Meekhof	213	60.34
Timothy O'Donnell.	44	12.46
Brett VanderKamp	96	27.20
WRITE-IN.	0	

STATE REPRESENTATIVE 89TH DISTRICT
Vote for not more than 1

William Easterling, Jr..	18	5.31
Sec Garcia	21	6.19
Brandon M. Hall	3	.88
John McNeil.	26	7.67
Jeffrey Meyer	11	3.24
David Miller	59	17.40
John Nash	84	24.78
Amanda Price	117	34.51
WRITE-IN.	0	

COUNTY COMMISSIONER 3RD DISTRICT
Vote for not more than 1

Dennis Swartout	281	100.00
WRITE-IN.	0	

********** (Democratic) **********

GOVERNOR
Vote for not more than 1

Virg Bernero	22	42.31
Andy Dillon.	30	57.69
WRITE-IN.	0	

REPRESENTATIVE IN CONGRESS 2ND DISTRICT
Vote for not more than 1

Fred Johnson	25	51.02
Nicolette McClure.	24	48.98

WRITE-IN.	0	

STATE SENATOR 30TH DISTRICT
Vote for not more than 1

John Chester	48	100.00
WRITE-IN.	0	

STATE REPRESENTATIVE 89TH DISTRICT
Vote for not more than 1

Don Bergman.	43	100.00
WRITE-IN.	0	

COUNTY COMMISSIONER 3RD DISTRICT
Vote for not more than 1

Jeff Williams	42	100.00
WRITE-IN.	0	

********** (Nonpartisan) **********

JUDGE OF CIRCUIT COURT 20TH CIRCUIT
Vote for not more than 1

Kent D. Engle	116	33.72
Chris A. Houghtaling.	87	25.29
David Rhem	141	40.99
WRITE-IN.	0	

ELECTION SUMMARY — PRIMARY ELECTION — OFFICIAL RESULTS
RUN DATE:08/18/10 — OTTAWA COUNTY, MICHIGAN
RUN TIME:11:27 AM — AUGUST 3, 2010
STATISTICS

1203 GRAND HAVEN TWP P3

	VOTES	PERCENT
REGISTERED VOTERS - TOTAL	2072	
BALLOTS CAST - TOTAL.	766	
BALLOTS CAST - REPUBLICAN	661	86.29
BALLOTS CAST - DEMOCRATIC	91	11.88
BALLOTS CAST - NONPARTISAN.	14	1.83
VOTER TURNOUT - TOTAL		36.97

********** (Republican) **********

GOVERNOR
Vote for not more than 1

Mike Bouchard	22	3.35
Mike Cox.	90	13.70
Pete Hoekstra	331	50.38

Tom George	9	1.37
Rick Snyder	205	31.20
WRITE-IN	0	

REPRESENTATIVE IN CONGRESS 2ND DISTRICT
Vote for not more than 1

Bill Cooper	164	25.67
Bill Huizenga	87	13.62
Wayne D. Kuipers	149	23.32
Chris Larson	6	.94
Field Reichardt	112	17.53
Jay Riemersma	110	17.21
Ted Schendel	10	1.56
WRITE-IN	1	.16

STATE SENATOR 30TH DISTRICT
Vote for not more than 1

Arlan B. Meekhof	337	56.83
Timothy O'Donnell	68	11.47
Brett VanderKamp	187	31.53
WRITE-IN	1	.17

STATE REPRESENTATIVE 89TH DISTRICT
Vote for not more than 1

William Easterling, Jr.	18	3.38
Sec Garcia	24	4.51
Brandon M. Hall	6	1.13
John McNeil	79	14.85
Jeffrey Meyer	34	6.39
David Miller	118	22.18
John Nash	75	14.10
Amanda Price	176	33.08
WRITE-IN	2	.38

COUNTY COMMISSIONER 3RD DISTRICT
Vote for not more than 1

Dennis Swartout	441	98.88
WRITE-IN	5	1.12

********** (Democratic) **********

GOVERNOR
Vote for not more than 1

Virg Bernero	52	59.09
Andy Dillon	36	40.91
WRITE-IN	0	

REPRESENTATIVE IN CONGRESS 2ND DISTRICT
Vote for not more than 1

Fred Johnson	63	72.41
Nicolette McClure.	24	27.59
WRITE-IN.	0	

STATE SENATOR 30TH DISTRICT
Vote for not more than 1

John Chester	77	100.00
WRITE-IN.	0	

STATE REPRESENTATIVE 89TH DISTRICT
Vote for not more than 1

Don Bergman.	72	100.00
WRITE-IN.	0	

COUNTY COMMISSIONER 3RD DISTRICT
Vote for not more than 1

Jeff Williams	69	100.00
WRITE-IN.	0	

********** (Nonpartisan) **********

JUDGE OF CIRCUIT COURT 20TH CIRCUIT
Vote for not more than 1

Kent D. Engle	140	24.26
Chris A. Houghtaling.	107	18.54
David Rhem	328	56.85
WRITE-IN.	2	.35

ELECTION SUMMARY PRIMARY ELECTION OFFICIAL RESULTS
RUN DATE:08/18/10 OTTAWA COUNTY, MICHIGAN
RUN TIME:11:27 AM AUGUST 3, 2010
STATISTICS

1204 GRAND HAVEN TWP P4

	VOTES	PERCENT
REGISTERED VOTERS - TOTAL	1220	
BALLOTS CAST - TOTAL.	278	
BALLOTS CAST - REPUBLICAN	224	80.58
BALLOTS CAST - DEMOCRATIC	37	13.31
BALLOTS CAST - NONPARTISAN.	17	6.12
VOTER TURNOUT - TOTAL		22.79

********** (Republican) **********

GOVERNOR
Vote for not more than 1

Mike Bouchard	9	4.02
Mike Cox	46	20.54
Pete Hoekstra	89	39.73
Tom George	1	.45
Rick Snyder	79	35.27
WRITE-IN	0	

REPRESENTATIVE IN CONGRESS 2ND DISTRICT
Vote for not more than 1

Bill Cooper	42	19.44
Bill Huizenga	33	15.28
Wayne D. Kuipers	69	31.94
Chris Larson	6	2.78
Field Reichardt	33	15.28
Jay Riemersma	26	12.04
Ted Schendel	6	2.78
WRITE-IN	1	.46

STATE SENATOR 30TH DISTRICT
Vote for not more than 1

Arlan B. Meekhof	102	49.28
Timothy O'Donnell	33	15.94
Brett VanderKamp	72	34.78
WRITE-IN	0	

STATE REPRESENTATIVE 89TH DISTRICT
Vote for not more than 1

William Easterling, Jr.	15	7.46
Sec Garcia	8	3.98
Brandon M. Hall	3	1.49
John McNeil	25	12.44
Jeffrey Meyer	15	7.46
David Miller	36	17.91
John Nash	42	20.90
Amanda Price	57	28.36
WRITE-IN	0	

COUNTY COMMISSIONER 3RD DISTRICT
Vote for not more than 1

Dennis Swartout	156	99.36
WRITE-IN	1	.64

********** (Democratic) **********

GOVERNOR

Vote for not more than 1

Virg Bernero	20	55.56
Andy Dillon	16	44.44
WRITE-IN	0	

REPRESENTATIVE IN CONGRESS 2ND DISTRICT

Vote for not more than 1

Fred Johnson	22	62.86
Nicolette McClure	13	37.14
WRITE-IN	0	

STATE SENATOR 30TH DISTRICT

Vote for not more than 1

John Chester	34	100.00
WRITE-IN	0	

STATE REPRESENTATIVE 89TH DISTRICT

Vote for not more than 1

Don Bergman	34	100.00
WRITE-IN	0	

COUNTY COMMISSIONER 3RD DISTRICT

Vote for not more than 1

Jeff Williams	34	100.00
WRITE-IN	0	

********** (Nonpartisan) **********

JUDGE OF CIRCUIT COURT 20TH CIRCUIT

Vote for not more than 1

Kent D. Engle	45	22.39
Chris A. Houghtaling	73	36.32
David Rhem	83	41.29
WRITE-IN	0	

ELECTION SUMMARY PRIMARY ELECTION OFFICIAL RESULTS
RUN DATE:08/18/10 OTTAWA COUNTY, MICHIGAN
RUN TIME:11:27 AM AUGUST 3, 2010
STATISTICS

1205 GRAND HAVEN TWP P5

	VOTES	PERCENT
REGISTERED VOTERS - TOTAL	1914	
BALLOTS CAST - TOTAL	547	
BALLOTS CAST - REPUBLICAN	469	85.74
BALLOTS CAST - DEMOCRATIC	68	12.43

BALLOTS CAST - NONPARTISAN.	10	1.83
VOTER TURNOUT - TOTAL		28.58

********** (Republican) **********

GOVERNOR
Vote for not more than 1

Mike Bouchard	11	2.38
Mike Cox.	80	17.32
Pete Hoekstra	196	42.42
Tom George	3	.65
Rick Snyder.	172	37.23
WRITE-IN.	0	

REPRESENTATIVE IN CONGRESS 2ND DISTRICT
Vote for not more than 1

Bill Cooper.	94	20.57
Bill Huizenga	63	13.79
Wayne D. Kuipers	120	26.26
Chris Larson	4	.88
Field Reichardt	104	22.76
Jay Riemersma	67	14.66
Ted Schendel	4	.88
WRITE-IN.	1	.22

STATE SENATOR 30TH DISTRICT
Vote for not more than 1

Arlan B. Meekhof	245	56.58
Timothy O'Donnell.	34	7.85
Brett VanderKamp	154	35.57
WRITE-IN.	0	

STATE REPRESENTATIVE 89TH DISTRICT
Vote for not more than 1

William Easterling, Jr..	22	5.21
Sec Garcia	17	4.03
Brandon M. Hall	13	3.08
John McNeil.	69	16.35
Jeffrey Meyer	11	2.61
David Miller	54	12.80
John Nash	113	26.78
Amanda Price	123	29.15
WRITE-IN.	0	

COUNTY COMMISSIONER 3RD DISTRICT
Vote for not more than 1

Dennis Swartout	357	99.44

WRITE-IN.	2	.56

********** (Democratic) **********

GOVERNOR
Vote for not more than 1

Virg Bernero	40	58.82
Andy Dillon.	28	41.18
WRITE-IN.	0	

REPRESENTATIVE IN CONGRESS 2ND DISTRICT
Vote for not more than 1

Fred Johnson	45	69.23
Nicolette McClure.	20	30.77
WRITE-IN.	0	

STATE SENATOR 30TH DISTRICT
Vote for not more than 1

John Chester	57	100.00
WRITE-IN.	0	

STATE REPRESENTATIVE 89TH DISTRICT
Vote for not more than 1

Don Bergman.	54	100.00
WRITE-IN.	0	

COUNTY COMMISSIONER 3RD DISTRICT
Vote for not more than 1

Jeff Williams	53	100.00
WRITE-IN.	0	

********** (Nonpartisan) **********

JUDGE OF CIRCUIT COURT 20TH CIRCUIT
Vote for not more than 1

Kent D. Engle	103	23.90
Chris A. Houghtaling.	114	26.45
David Rhem	214	49.65
WRITE-IN.	0	

ELECTION SUMMARY PRIMARY ELECTION OFFICIAL RESULTS
RUN DATE:08/18/10 OTTAWA COUNTY, MICHIGAN
RUN TIME:11:27 AM AUGUST 3, 2010
STATISTICS

1206 GRAND HAVEN TWP P6

VOTES PERCENT

REGISTERED VOTERS - TOTAL	2053	
BALLOTS CAST - TOTAL	411	
BALLOTS CAST - REPUBLICAN	352	85.64
BALLOTS CAST - DEMOCRATIC	47	11.44
BALLOTS CAST - NONPARTISAN	12	2.92
VOTER TURNOUT - TOTAL		20.02

********** (Republican) **********

GOVERNOR
Vote for not more than 1

Mike Bouchard	12	3.47
Mike Cox	48	13.87
Pete Hoekstra	165	47.69
Tom George	0	
Rick Snyder	119	34.39
WRITE-IN	2	.58

REPRESENTATIVE IN CONGRESS 2ND DISTRICT
Vote for not more than 1

Bill Cooper	78	22.54
Bill Huizenga	49	14.16
Wayne D. Kuipers	105	30.35
Chris Larson	4	1.16
Field Reichardt	52	15.03
Jay Riemersma	55	15.90
Ted Schendel	2	.58
WRITE-IN	1	.29

STATE SENATOR 30TH DISTRICT
Vote for not more than 1

Arlan B. Meekhof	183	56.31
Timothy O'Donnell	44	13.54
Brett VanderKamp	97	29.85
WRITE-IN	1	.31

STATE REPRESENTATIVE 89TH DISTRICT
Vote for not more than 1

William Easterling, Jr.	22	7.05
Sec Garcia	14	4.49
Brandon M. Hall	8	2.56
John McNeil	26	8.33
Jeffrey Meyer	16	5.13
David Miller	48	15.38
John Nash	90	28.85
Amanda Price	87	27.88
WRITE-IN	1	.32

COUNTY COMMISSIONER 3RD DISTRICT
Vote for not more than 1

Dennis Swartout	258	99.23
WRITE-IN.	2	.77

********** (Democratic) **********

GOVERNOR
Vote for not more than 1

Virg Bernero	28	59.57
Andy Dillon.	19	40.43
WRITE-IN.	0	

REPRESENTATIVE IN CONGRESS 2ND DISTRICT
Vote for not more than 1

Fred Johnson	26	56.52
Nicolette McClure.	20	43.48
WRITE-IN.	0	

STATE SENATOR 30TH DISTRICT
Vote for not more than 1

John Chester	45	100.00
WRITE-IN.	0	

STATE REPRESENTATIVE 89TH DISTRICT
Vote for not more than 1

Don Bergman.	42	100.00
WRITE-IN.	0	

COUNTY COMMISSIONER 3RD DISTRICT
Vote for not more than 1

Jeff Williams	43	100.00
WRITE-IN.	0	

********** (Nonpartisan) **********

JUDGE OF CIRCUIT COURT 20TH CIRCUIT
Vote for not more than 1

Kent D. Engle	70	24.14
Chris A. Houghtaling.	92	31.72
David Rhem	128	44.14
WRITE-IN.	0	

ELECTION SUMMARY PRIMARY ELECTION OFFICIAL RESULTS
RUN DATE:08/18/10 OTTAWA COUNTY, MICHIGAN

RUN TIME:11:27 AM AUGUST 3, 2010
STATISTICS

1301 HOLLAND TWP P1

	VOTES	PERCENT
REGISTERED VOTERS - TOTAL	1493	
BALLOTS CAST - TOTAL	338	
BALLOTS CAST - REPUBLICAN	289	85.50
BALLOTS CAST - DEMOCRATIC	33	9.76
BALLOTS CAST - NONPARTISAN	16	4.73
VOTER TURNOUT - TOTAL		22.64

********** (Republican) **********

GOVERNOR
Vote for not more than 1

Mike Bouchard	10	3.46
Mike Cox	37	12.80
Pete Hoekstra	173	59.86
Tom George	5	1.73
Rick Snyder	64	22.15
WRITE-IN	0	

REPRESENTATIVE IN CONGRESS 2ND DISTRICT
Vote for not more than 1

Bill Cooper	24	8.54
Bill Huizenga	80	28.47
Wayne D. Kuipers	82	29.18
Chris Larson	2	.71
Field Reichardt	8	2.85
Jay Riemersma	80	28.47
Ted Schendel	5	1.78
WRITE-IN	0	

STATE SENATOR 30TH DISTRICT
Vote for not more than 1

Arlan B. Meekhof	89	34.10
Timothy O'Donnell	25	9.58
Brett VanderKamp	147	56.32
WRITE-IN	0	

STATE REPRESENTATIVE 90TH DISTRICT
Vote for not more than 1

Joe Haveman	210	98.13
WRITE-IN	4	1.87

COUNTY COMMISSIONER 7TH DISTRICT
Vote for not more than 1

Joseph S. Bauman	101	45.70
Kelly J. Israels	120	54.30
WRITE-IN.	0	

********** (Democratic) **********

GOVERNOR
Vote for not more than 1

Virg Bernero	10	32.26
Andy Dillon.	21	67.74
WRITE-IN.	0	

REPRESENTATIVE IN CONGRESS 2ND DISTRICT
Vote for not more than 1

Fred Johnson	27	81.82
Nicolette McClure.	6	18.18
WRITE-IN.	0	

STATE SENATOR 30TH DISTRICT
Vote for not more than 1

John Chester	30	100.00
WRITE-IN.	0	

STATE REPRESENTATIVE 90TH DISTRICT
Vote for not more than 1

WRITE-IN.	8	100.00

COUNTY COMMISSIONER 7TH DISTRICT
Vote for not more than 1

WRITE-IN.	6	100.00

********** (Nonpartisan) **********

JUDGE OF CIRCUIT COURT 20TH CIRCUIT
Vote for not more than 1

Kent D. Engle	126	53.16
Chris A. Houghtaling.	14	5.91
David Rhem	97	40.93
WRITE-IN.	0	

HOLLAND TOWNSHIP POLICE/E-UNIT MILLAGE
Vote for not more than 1

YES	186	63.27
NO.	108	36.73

ELECTION SUMMARY PRIMARY ELECTION OFFICIAL RESULTS
RUN DATE:08/18/10 OTTAWA COUNTY, MICHIGAN
RUN TIME:11:27 AM AUGUST 3, 2010
STATISTICS

1302 HOLLAND TWP P2

	VOTES	PERCENT
REGISTERED VOTERS - TOTAL	1270	
BALLOTS CAST - TOTAL	242	
BALLOTS CAST - REPUBLICAN	198	81.82
BALLOTS CAST - DEMOCRATIC	35	14.46
BALLOTS CAST - NONPARTISAN	9	3.72
VOTER TURNOUT - TOTAL		19.06

********** (Republican) **********

GOVERNOR
Vote for not more than 1

Mike Bouchard	14	7.07
Mike Cox	40	20.20
Pete Hoekstra	106	53.54
Tom George	0	
Rick Snyder	38	19.19
WRITE-IN	0	

REPRESENTATIVE IN CONGRESS 2ND DISTRICT
Vote for not more than 1

Bill Cooper	16	8.16
Bill Huizenga	52	26.53
Wayne D. Kuipers	58	29.59
Chris Larson	5	2.55
Field Reichardt	1	.51
Jay Riemersma	60	30.61
Ted Schendel	4	2.04
WRITE-IN	0	

STATE SENATOR 30TH DISTRICT
Vote for not more than 1

Arlan B. Meekhof	99	51.56
Timothy O'Donnell	17	8.85
Brett VanderKamp	76	39.58
WRITE-IN	0	

STATE REPRESENTATIVE 90TH DISTRICT
Vote for not more than 1

Joe Haveman	170	100.00

WRITE-IN.	0	

COUNTY COMMISSIONER 7TH DISTRICT
Vote for not more than 1

Joseph S. Bauman	71	43.56
Kelly J. Israels	92	56.44
WRITE-IN.	0	

********** (Democratic) **********

GOVERNOR
Vote for not more than 1

Virg Bernero	16	48.48
Andy Dillon.	17	51.52
WRITE-IN.	0	

REPRESENTATIVE IN CONGRESS 2ND DISTRICT
Vote for not more than 1

Fred Johnson	27	79.41
Nicolette McClure.	7	20.59
WRITE-IN.	0	

STATE SENATOR 30TH DISTRICT
Vote for not more than 1

John Chester	30	100.00
WRITE-IN.	0	

STATE REPRESENTATIVE 90TH DISTRICT
Vote for not more than 1

WRITE-IN.	5	100.00

COUNTY COMMISSIONER 7TH DISTRICT
Vote for not more than 1

WRITE-IN.	5	100.00

********** (Nonpartisan) **********

JUDGE OF CIRCUIT COURT 20TH CIRCUIT
Vote for not more than 1

Kent D. Engle	103	55.68
Chris A. Houghtaling.	21	11.35
David Rhem	61	32.97
WRITE-IN.	0	

HOLLAND TOWNSHIP POLICE/E-UNIT MILLAGE

Vote for not more than 1

YES	163	74.09
NO.	57	25.91

ELECTION SUMMARY PRIMARY ELECTION OFFICIAL RESULTS
RUN DATE:08/18/10 OTTAWA COUNTY, MICHIGAN
RUN TIME:11:27 AM AUGUST 3, 2010
STATISTICS

1303 HOLLAND TWP P3

	VOTES	PERCENT
REGISTERED VOTERS - TOTAL	1844	
BALLOTS CAST - TOTAL.	541	
BALLOTS CAST - REPUBLICAN	472	87.25
BALLOTS CAST - DEMOCRATIC	54	9.98
BALLOTS CAST - NONPARTISAN.	15	2.77
VOTER TURNOUT - TOTAL		29.34

********** (Republican) **********

GOVERNOR
Vote for not more than 1

Mike Bouchard	17	3.62
Mike Cox.	67	14.26
Pete Hoekstra	288	61.28
Tom George	1	.21
Rick Snyder.	96	20.43
WRITE-IN.	1	.21

REPRESENTATIVE IN CONGRESS 2ND DISTRICT
Vote for not more than 1

Bill Cooper.	32	6.88
Bill Huizenga	155	33.33
Wayne D. Kuipers	133	28.60
Chris Larson	1	.22
Field Reichardt	15	3.23
Jay Riemersma	127	27.31
Ted Schendel	2	.43
WRITE-IN.	0	

STATE SENATOR 30TH DISTRICT
Vote for not more than 1

Arlan B. Meekhof	201	45.48
Timothy O'Donnell.	35	7.92
Brett VanderKamp	206	46.61
WRITE-IN.	0	

STATE REPRESENTATIVE 90TH DISTRICT
Vote for not more than 1

Joe Haveman.	385	99.74
WRITE-IN.	1	.26

COUNTY COMMISSIONER 7TH DISTRICT
Vote for not more than 1

Joseph S. Bauman	192	48.00
Kelly J. Israels	206	51.50
WRITE-IN.	2	.50

********** (Democratic) **********

GOVERNOR
Vote for not more than 1

Virg Bernero	25	46.30
Andy Dillon.	29	53.70
WRITE-IN.	0	

REPRESENTATIVE IN CONGRESS 2ND DISTRICT
Vote for not more than 1

Fred Johnson	35	67.31
Nicolette McClure.	17	32.69
WRITE-IN.	0	

STATE SENATOR 30TH DISTRICT
Vote for not more than 1

John Chester	43	100.00
WRITE-IN.	0	

STATE REPRESENTATIVE 90TH DISTRICT
Vote for not more than 1

WRITE-IN.	3	100.00

COUNTY COMMISSIONER 7TH DISTRICT
Vote for not more than 1

WRITE-IN.	5	100.00

********** (Nonpartisan) **********

JUDGE OF CIRCUIT COURT 20TH CIRCUIT
Vote for not more than 1

Kent D. Engle	241	57.52
Chris A. Houghtaling.	27	6.44
David Rhem	151	36.04
WRITE-IN.	0	

HOLLAND TOWNSHIP POLICE/E-UNIT MILLAGE
Vote for not more than 1

YES	383	77.53
NO.	111	22.47

ELECTION SUMMARY
RUN DATE:08/18/10
RUN TIME:11:27 AM

PRIMARY ELECTION
OTTAWA COUNTY, MICHIGAN
AUGUST 3, 2010
STATISTICS

OFFICIAL RESULTS

1304 HOLLAND TWP P4

	VOTES	PERCENT
REGISTERED VOTERS - TOTAL	1966	
BALLOTS CAST - TOTAL.	472	
BALLOTS CAST - REPUBLICAN	422	89.41
BALLOTS CAST - DEMOCRATIC	36	7.63
BALLOTS CAST - NONPARTISAN.	14	2.97
VOTER TURNOUT - TOTAL		24.01

********** (Republican) **********

GOVERNOR
Vote for not more than 1

Mike Bouchard	14	3.34
Mike Cox.	68	16.23
Pete Hoekstra	244	58.23
Tom George	3	.72
Rick Snyder.	90	21.48
WRITE-IN.	0	

REPRESENTATIVE IN CONGRESS 2ND DISTRICT
Vote for not more than 1

Bill Cooper.	32	7.71
Bill Huizenga	143	34.46
Wayne D. Kuipers	105	25.30
Chris Larson	3	.72
Field Reichardt	6	1.45
Jay Riemersma	123	29.64
Ted Schendel	3	.72
WRITE-IN.	0	

STATE SENATOR 30TH DISTRICT
Vote for not more than 1

Arlan B. Meekhof	179	45.66
Timothy O'Donnell.	39	9.95
Brett VanderKamp	174	44.39

WRITE-IN.	0	

STATE REPRESENTATIVE 90TH DISTRICT
Vote for not more than 1

Joe Haveman.	345	100.00
WRITE-IN.	0	

COUNTY COMMISSIONER 7TH DISTRICT
Vote for not more than 1

Joseph S. Bauman	193	56.27
Kelly J. Israels	148	43.15
WRITE-IN.	2	.58

********** (Democratic) **********

GOVERNOR
Vote for not more than 1

Virg Bernero	16	44.44
Andy Dillon.	20	55.56
WRITE-IN.	0	

REPRESENTATIVE IN CONGRESS 2ND DISTRICT
Vote for not more than 1

Fred Johnson	23	63.89
Nicolette McClure.	13	36.11
WRITE-IN.	0	

STATE SENATOR 30TH DISTRICT
Vote for not more than 1

John Chester	34	100.00
WRITE-IN.	0	

STATE REPRESENTATIVE 90TH DISTRICT
Vote for not more than 1

WRITE-IN.	5	100.00

COUNTY COMMISSIONER 7TH DISTRICT
Vote for not more than 1

WRITE-IN.	3	100.00

********** (Nonpartisan) **********

JUDGE OF CIRCUIT COURT 20TH CIRCUIT
Vote for not more than 1

Kent D. Engle	211	58.61

Chris A. Houghtaling.	35	9.72
David Rhem	114	31.67
WRITE-IN.	0	

HOLLAND TOWNSHIP POLICE/E-UNIT MILLAGE
Vote for not more than 1

YES	290	68.88
NO.	131	31.12

ELECTION SUMMARY — PRIMARY ELECTION — OFFICIAL RESULTS
RUN DATE:08/18/10 — OTTAWA COUNTY, MICHIGAN
RUN TIME:11:27 AM — AUGUST 3, 2010
STATISTICS

1305 HOLLAND TWP P5

	VOTES	PERCENT
REGISTERED VOTERS - TOTAL	2078	
BALLOTS CAST - TOTAL.	932	
BALLOTS CAST - REPUBLICAN	892	95.71
BALLOTS CAST - DEMOCRATIC	24	2.58
BALLOTS CAST - NONPARTISAN.	16	1.72
VOTER TURNOUT - TOTAL		44.85

********** (Republican) **********

GOVERNOR
Vote for not more than 1

Mike Bouchard	23	2.58
Mike Cox.	139	15.58
Pete Hoekstra	585	65.58
Tom George	4	.45
Rick Snyder.	141	15.81
WRITE-IN.	0	

REPRESENTATIVE IN CONGRESS 2ND DISTRICT
Vote for not more than 1

Bill Cooper.	59	6.66
Bill Huizenga	430	48.53
Wayne D. Kuipers	146	16.48
Chris Larson	0	
Field Reichardt	5	.56
Jay Riemersma	237	26.75
Ted Schendel	9	1.02
WRITE-IN.	0	

STATE SENATOR 30TH DISTRICT
Vote for not more than 1

Arlan B. Meekhof	457	54.28
Timothy O'Donnell.	39	4.63
Brett VanderKamp	346	41.09
WRITE-IN.	0	

STATE REPRESENTATIVE 90TH DISTRICT
Vote for not more than 1

Joe Haveman.	706	99.72
WRITE-IN.	2	.28

COUNTY COMMISSIONER 7TH DISTRICT
Vote for not more than 1

Joseph S. Bauman	425	63.06
Kelly J. Israels	248	36.80
WRITE-IN.	1	.15

********** (Democratic) **********

GOVERNOR
Vote for not more than 1

Virg Bernero	13	56.52
Andy Dillon.	10	43.48
WRITE-IN.	0	

REPRESENTATIVE IN CONGRESS 2ND DISTRICT
Vote for not more than 1

Fred Johnson	17	70.83
Nicolette McClure.	7	29.17
WRITE-IN.	0	

STATE SENATOR 30TH DISTRICT
Vote for not more than 1

John Chester	21	100.00
WRITE-IN.	0	

STATE REPRESENTATIVE 90TH DISTRICT
Vote for not more than 1

WRITE-IN.	5	100.00

COUNTY COMMISSIONER 7TH DISTRICT
Vote for not more than 1

WRITE-IN.	6	100.00

********** (Nonpartisan) **********

JUDGE OF CIRCUIT COURT 20TH CIRCUIT
Vote for not more than 1

Kent D. Engle	514	73.96
Chris A. Houghtaling.	41	5.90
David Rhem	139	20.00
WRITE-IN.	1	.14

HOLLAND TOWNSHIP POLICE/E-UNIT MILLAGE
Vote for not more than 1

YES	585	72.31
NO.	224	27.69

ELECTION SUMMARY
RUN DATE:08/18/10
RUN TIME:11:27 AM

PRIMARY ELECTION
OTTAWA COUNTY, MICHIGAN
AUGUST 3, 2010
STATISTICS

OFFICIAL RESULTS

1306 HOLLAND TWP P6

	VOTES	PERCENT
REGISTERED VOTERS - TOTAL	1881	
BALLOTS CAST - TOTAL.	377	
BALLOTS CAST - REPUBLICAN	329	87.27
BALLOTS CAST - DEMOCRATIC	37	9.81
BALLOTS CAST - NONPARTISAN.	11	2.92
VOTER TURNOUT - TOTAL		20.04

********** (Republican) **********

GOVERNOR
Vote for not more than 1

Mike Bouchard	18	5.47
Mike Cox.	61	18.54
Pete Hoekstra	167	50.76
Tom George	3	.91
Rick Snyder.	80	24.32
WRITE-IN.	0	

REPRESENTATIVE IN CONGRESS 2ND DISTRICT
Vote for not more than 1

Bill Cooper.	29	8.92
Bill Huizenga	89	27.38
Wayne D. Kuipers	86	26.46
Chris Larson	4	1.23
Field Reichardt	9	2.77
Jay Riemersma	100	30.77
Ted Schendel	8	2.46
WRITE-IN.	0	

STATE SENATOR 30TH DISTRICT
Vote for not more than 1

Arlan B. Meekhof	151	47.94
Timothy O'Donnell.	35	11.11
Brett VanderKamp	129	40.95
WRITE-IN.	0	

STATE REPRESENTATIVE 90TH DISTRICT
Vote for not more than 1

Joe Haveman.	278	100.00
WRITE-IN.	0	

COUNTY COMMISSIONER 7TH DISTRICT
Vote for not more than 1

Joseph S. Bauman	135	49.63
Kelly J. Israels	137	50.37
WRITE-IN.	0	

********** (Democratic) **********

GOVERNOR
Vote for not more than 1

Virg Bernero	20	54.05
Andy Dillon.	17	45.95
WRITE-IN.	0	

REPRESENTATIVE IN CONGRESS 2ND DISTRICT
Vote for not more than 1

Fred Johnson	21	61.76
Nicolette McClure.	13	38.24
WRITE-IN.	0	

STATE SENATOR 30TH DISTRICT
Vote for not more than 1

John Chester	33	100.00
WRITE-IN.	0	

STATE REPRESENTATIVE 90TH DISTRICT
Vote for not more than 1

WRITE-IN.	7	100.00

COUNTY COMMISSIONER 7TH DISTRICT
Vote for not more than 1

WRITE-IN.	7	100.00

********** (Nonpartisan) **********

JUDGE OF CIRCUIT COURT 20TH CIRCUIT
Vote for not more than 1

Kent D. Engle	131	51.37
Chris A. Houghtaling.	27	10.59
David Rhem	97	38.04
WRITE-IN.	0	

HOLLAND TOWNSHIP POLICE/E-UNIT MILLAGE
Vote for not more than 1

YES	224	71.11
NO.	91	28.89

ELECTION SUMMARY — PRIMARY ELECTION — OFFICIAL RESULTS
RUN DATE:08/18/10 — OTTAWA COUNTY, MICHIGAN
RUN TIME:11:27 AM — AUGUST 3, 2010
STATISTICS

1307 HOLLAND TWP P7

	VOTES	PERCENT
REGISTERED VOTERS - TOTAL	2072	
BALLOTS CAST - TOTAL.	383	
BALLOTS CAST - REPUBLICAN	334	87.21
BALLOTS CAST - DEMOCRATIC	47	12.27
BALLOTS CAST - NONPARTISAN.	2	.52
VOTER TURNOUT - TOTAL		18.48

********** (Republican) **********

GOVERNOR
Vote for not more than 1

Mike Bouchard	7	2.10
Mike Cox.	45	13.51
Pete Hoekstra	201	60.36
Tom George	3	.90
Rick Snyder.	77	23.12
WRITE-IN.	0	

REPRESENTATIVE IN CONGRESS 2ND DISTRICT
Vote for not more than 1

Bill Cooper.	28	8.72
Bill Huizenga	104	32.40
Wayne D. Kuipers	88	27.41
Chris Larson	3	.93
Field Reichardt	9	2.80
Jay Riemersma	87	27.10

Ted Schendel	2	.62
WRITE-IN.	0	

STATE SENATOR 30TH DISTRICT
Vote for not more than 1

Arlan B. Meekhof	132	43.42
Timothy O'Donnell.	18	5.92
Brett VanderKamp	154	50.66
WRITE-IN.	0	

STATE REPRESENTATIVE 90TH DISTRICT
Vote for not more than 1

Joe Haveman.	272	99.63
WRITE-IN.	1	.37

COUNTY COMMISSIONER 2ND DISTRICT
Vote for not more than 1

Philip Kuyers	262	98.87
WRITE-IN.	3	1.13

********** (Democratic) **********

GOVERNOR
Vote for not more than 1

Virg Bernero	25	53.19
Andy Dillon.	22	46.81
WRITE-IN.	0	

REPRESENTATIVE IN CONGRESS 2ND DISTRICT
Vote for not more than 1

Fred Johnson	30	65.22
Nicolette McClure.	16	34.78
WRITE-IN.	0	

STATE SENATOR 30TH DISTRICT
Vote for not more than 1

John Chester	40	97.56
WRITE-IN.	1	2.44

STATE REPRESENTATIVE 90TH DISTRICT
Vote for not more than 1

WRITE-IN.	11	100.00

COUNTY COMMISSIONER 2ND DISTRICT

Vote for not more than 1

WRITE-IN.	12	100.00

********** (Nonpartisan) **********

JUDGE OF CIRCUIT COURT 20TH CIRCUIT
Vote for not more than 1

Kent D. Engle	166	62.41
Chris A. Houghtaling.	26	9.77
David Rhem	70	26.32
WRITE-IN.	4	1.50

HOLLAND TOWNSHIP POLICE/E-UNIT MILLAGE
Vote for not more than 1

YES	248	72.73
NO.	93	27.27

ELECTION SUMMARY — PRIMARY ELECTION — OFFICIAL RESULTS
RUN DATE:08/18/10 — OTTAWA COUNTY, MICHIGAN
RUN TIME:11:27 AM — AUGUST 3, 2010
STATISTICS

1308 HOLLAND TWP P8

	VOTES	PERCENT
REGISTERED VOTERS - TOTAL	1417	
BALLOTS CAST - TOTAL.	203	
BALLOTS CAST - REPUBLICAN	179	88.18
BALLOTS CAST - DEMOCRATIC	14	6.90
BALLOTS CAST - NONPARTISAN.	10	4.93
VOTER TURNOUT - TOTAL		14.33

********** (Republican) **********

GOVERNOR
Vote for not more than 1

Mike Bouchard	2	1.12
Mike Cox.	31	17.32
Pete Hoekstra	111	62.01
Tom George	0	
Rick Snyder.	35	19.55
WRITE-IN.	0	

REPRESENTATIVE IN CONGRESS 2ND DISTRICT
Vote for not more than 1

Bill Cooper.	13	7.47
Bill Huizenga	45	25.86
Wayne D. Kuipers	60	34.48
Chris Larson	1	.57

Field Reichardt	2	1.15
Jay Riemersma	48	27.59
Ted Schendel	5	2.87
WRITE-IN.	0	

STATE SENATOR 30TH DISTRICT
Vote for not more than 1

Arlan B. Meekhof	82	49.40
Timothy O'Donnell.	14	8.43
Brett VanderKamp	70	42.17
WRITE-IN.	0	

STATE REPRESENTATIVE 90TH DISTRICT
Vote for not more than 1

Joe Haveman.	140	99.29
WRITE-IN.	1	.71

COUNTY COMMISSIONER 7TH DISTRICT
Vote for not more than 1

Joseph S. Bauman	75	52.82
Kelly J. Israels	67	47.18
WRITE-IN.	0	

********** (Democratic) **********

GOVERNOR
Vote for not more than 1

Virg Bernero	9	64.29
Andy Dillon.	5	35.71
WRITE-IN.	0	

REPRESENTATIVE IN CONGRESS 2ND DISTRICT
Vote for not more than 1

Fred Johnson	13	92.86
Nicolette McClure.	1	7.14
WRITE-IN.	0	

STATE SENATOR 30TH DISTRICT
Vote for not more than 1

John Chester	7	100.00
WRITE-IN.	0	

STATE REPRESENTATIVE 90TH DISTRICT
Vote for not more than 1

WRITE-IN.	2	100.00

COUNTY COMMISSIONER 7TH DISTRICT
Vote for not more than 1

WRITE-IN.	1	100.00

********** (Nonpartisan) **********

JUDGE OF CIRCUIT COURT 20TH CIRCUIT
Vote for not more than 1

Kent D. Engle	86	60.56
Chris A. Houghtaling.	6	4.23
David Rhem	49	34.51
WRITE-IN.	1	.70

HOLLAND TOWNSHIP POLICE/E-UNIT MILLAGE
Vote for not more than 1

YES	109	66.87
NO.	54	33.13

ELECTION SUMMARY
RUN DATE:08/18/10
RUN TIME:11:27 AM

PRIMARY ELECTION
OTTAWA COUNTY, MICHIGAN
AUGUST 3, 2010
STATISTICS

OFFICIAL RESULTS

1309 HOLLAND TWP P9

	VOTES	PERCENT
REGISTERED VOTERS - TOTAL	2081	
BALLOTS CAST - TOTAL.	757	
BALLOTS CAST - REPUBLICAN	718	94.85
BALLOTS CAST - DEMOCRATIC	28	3.70
BALLOTS CAST - NONPARTISAN.	11	1.45
VOTER TURNOUT - TOTAL		36.38

********** (Republican) **********

GOVERNOR
Vote for not more than 1

Mike Bouchard	13	1.82
Mike Cox.	87	12.15
Pete Hoekstra	507	70.81
Tom George	2	.28
Rick Snyder.	107	14.94
WRITE-IN.	0	

REPRESENTATIVE IN CONGRESS 2ND DISTRICT
Vote for not more than 1

Bill Cooper.	40	5.66

Bill Huizenga	341	48.23
Wayne D. Kuipers	92	13.01
Chris Larson	4	.57
Field Reichardt	7	.99
Jay Riemersma	217	30.69
Ted Schendel	6	.85
WRITE-IN.	0	

STATE SENATOR 30TH DISTRICT
Vote for not more than 1

Arlan B. Meekhof	338	51.21
Timothy O'Donnell.	30	4.55
Brett VanderKamp	292	44.24
WRITE-IN.	0	

STATE REPRESENTATIVE 90TH DISTRICT
Vote for not more than 1

Joe Haveman.	560	100.00
WRITE-IN.	0	

COUNTY COMMISSIONER 9TH DISTRICT
Vote for not more than 1

Robert W. Karsten.	546	100.00
WRITE-IN.	0	

********** (Democratic) **********

GOVERNOR
Vote for not more than 1

Virg Bernero	13	48.15
Andy Dillon.	14	51.85
WRITE-IN.	0	

REPRESENTATIVE IN CONGRESS 2ND DISTRICT
Vote for not more than 1

Fred Johnson	25	89.29
Nicolette McClure.	3	10.71
WRITE-IN.	0	

STATE SENATOR 30TH DISTRICT
Vote for not more than 1

John Chester	25	100.00
WRITE-IN.	0	

STATE REPRESENTATIVE 90TH DISTRICT

Vote for not more than 1

WRITE-IN.	4	100.00

COUNTY COMMISSIONER 9TH DISTRICT

Vote for not more than 1

WRITE-IN.	3	100.00

********** (Nonpartisan) **********

JUDGE OF CIRCUIT COURT 20TH CIRCUIT

Vote for not more than 1

Kent D. Engle	350	65.54
Chris A. Houghtaling.	30	5.62
David Rhem	154	28.84
WRITE-IN.	0	

HOLLAND TOWNSHIP POLICE/E-UNIT MILLAGE

Vote for not more than 1

YES	456	70.15
NO.	194	29.85

ELECTION SUMMARY PRIMARY ELECTION OFFICIAL RESULTS
RUN DATE:08/18/10 OTTAWA COUNTY, MICHIGAN
RUN TIME:11:27 AM AUGUST 3, 2010
STATISTICS

1310 HOLLAND TWP P10

	VOTES	PERCENT
REGISTERED VOTERS - TOTAL	993	
BALLOTS CAST - TOTAL.	168	
BALLOTS CAST - REPUBLICAN	155	92.26
BALLOTS CAST - DEMOCRATIC	12	7.14
BALLOTS CAST - NONPARTISAN.	1	.60
VOTER TURNOUT - TOTAL		16.92

********** (Republican) **********

GOVERNOR

Vote for not more than 1

Mike Bouchard	5	3.23
Mike Cox.	28	18.06
Pete Hoekstra	90	58.06
Tom George	0	
Rick Snyder.	32	20.65
WRITE-IN.	0	

REPRESENTATIVE IN CONGRESS 2ND DISTRICT

Vote for not more than 1

Bill Cooper.	13	8.50
Bill Huizenga	53	34.64
Wayne D. Kuipers	38	24.84
Chris Larson	2	1.31
Field Reichardt	5	3.27
Jay Riemersma	39	25.49
Ted Schendel	3	1.96
WRITE-IN.	0	

STATE SENATOR 30TH DISTRICT

Vote for not more than 1

Arlan B. Meekhof	85	57.82
Timothy O'Donnell.	11	7.48
Brett VanderKamp	51	34.69
WRITE-IN.	0	

STATE REPRESENTATIVE 90TH DISTRICT

Vote for not more than 1

Joe Haveman.	122	100.00
WRITE-IN.	0	

COUNTY COMMISSIONER 2ND DISTRICT

Vote for not more than 1

Philip Kuyers	118	100.00
WRITE-IN.	0	

********** (Democratic) **********

GOVERNOR

Vote for not more than 1

Virg Bernero	5	41.67
Andy Dillon.	7	58.33
WRITE-IN.	0	

REPRESENTATIVE IN CONGRESS 2ND DISTRICT

Vote for not more than 1

Fred Johnson	7	58.33
Nicolette McClure.	5	41.67
WRITE-IN.	0	

STATE SENATOR 30TH DISTRICT

Vote for not more than 1

John Chester	12	100.00
WRITE-IN.	0	

STATE REPRESENTATIVE 90TH DISTRICT
Vote for not more than 1

WRITE-IN.	3	100.00

COUNTY COMMISSIONER 2ND DISTRICT
Vote for not more than 1

WRITE-IN.	3	100.00

********** (Nonpartisan) **********

JUDGE OF CIRCUIT COURT 20TH CIRCUIT
Vote for not more than 1

Kent D. Engle	77	60.16
Chris A. Houghtaling.	15	11.72
David Rhem	36	28.13
WRITE-IN.	0	

HOLLAND TOWNSHIP POLICE/E-UNIT MILLAGE
Vote for not more than 1

YES	87	57.62
NO.	64	42.38

ELECTION SUMMARY — PRIMARY ELECTION — OFFICIAL RESULTS
RUN DATE:08/18/10 — OTTAWA COUNTY, MICHIGAN
RUN TIME:11:27 AM — AUGUST 3, 2010
STATISTICS

1311 HOLLAND TWP P11

	VOTES	PERCENT
REGISTERED VOTERS - TOTAL	1360	
BALLOTS CAST - TOTAL.	259	
BALLOTS CAST - REPUBLICAN	232	89.58
BALLOTS CAST - DEMOCRATIC	21	8.11
BALLOTS CAST - NONPARTISAN.	6	2.32
VOTER TURNOUT - TOTAL		19.04

********** (Republican) **********

GOVERNOR
Vote for not more than 1

Mike Bouchard	6	2.60
Mike Cox.	35	15.15
Pete Hoekstra	143	61.90
Tom George	1	.43
Rick Snyder.	46	19.91
WRITE-IN.	0	

REPRESENTATIVE IN CONGRESS 2ND DISTRICT
Vote for not more than 1

Bill Cooper.	18	8.04
Bill Huizenga	74	33.04
Wayne D. Kuipers	67	29.91
Chris Larson	1	.45
Field Reichardt	4	1.79
Jay Riemersma	56	25.00
Ted Schendel	4	1.79
WRITE-IN.	0	

STATE SENATOR 30TH DISTRICT
Vote for not more than 1

Arlan B. Meekhof	107	49.77
Timothy O'Donnell.	19	8.84
Brett VanderKamp	89	41.40
WRITE-IN.	0	

STATE REPRESENTATIVE 90TH DISTRICT
Vote for not more than 1

Joe Haveman.	167	100.00
WRITE-IN.	0	

COUNTY COMMISSIONER 7TH DISTRICT
Vote for not more than 1

Joseph S. Bauman	86	48.86
Kelly J. Israels	90	51.14
WRITE-IN.	0	

********** (Democratic) **********

GOVERNOR
Vote for not more than 1

Virg Bernero	8	38.10
Andy Dillon.	13	61.90
WRITE-IN.	0	

REPRESENTATIVE IN CONGRESS 2ND DISTRICT
Vote for not more than 1

Fred Johnson	13	65.00
Nicolette McClure.	7	35.00
WRITE-IN.	0	

STATE SENATOR 30TH DISTRICT
Vote for not more than 1

John Chester	19	100.00
WRITE-IN.	0	

STATE REPRESENTATIVE 90TH DISTRICT
Vote for not more than 1

WRITE-IN.	1	100.00

COUNTY COMMISSIONER 7TH DISTRICT
Vote for not more than 1

WRITE-IN.	0	

********** (Nonpartisan) **********

JUDGE OF CIRCUIT COURT 20TH CIRCUIT
Vote for not more than 1

Kent D. Engle	110	61.80
Chris A. Houghtaling.	18	10.11
David Rhem	50	28.09
WRITE-IN.	0	

HOLLAND TOWNSHIP POLICE/E-UNIT MILLAGE
Vote for not more than 1

YES	150	69.12
NO.	67	30.88

ELECTION SUMMARY — PRIMARY ELECTION — OFFICIAL RESULTS
RUN DATE:08/18/10 — OTTAWA COUNTY, MICHIGAN
RUN TIME:11:27 AM — AUGUST 3, 2010
STATISTICS

1312 HOLLAND TWP P12

	VOTES	PERCENT
REGISTERED VOTERS - TOTAL	2004	
BALLOTS CAST - TOTAL.	756	
BALLOTS CAST - REPUBLICAN	709	93.78
BALLOTS CAST - DEMOCRATIC	29	3.84
BALLOTS CAST - NONPARTISAN.	18	2.38
VOTER TURNOUT - TOTAL		37.72

********** (Republican) **********

GOVERNOR
Vote for not more than 1

Mike Bouchard	18	2.54
Mike Cox.	88	12.43
Pete Hoekstra	460	64.97
Tom George	3	.42

Rick Snyder.	139	19.63
WRITE-IN.	0	

REPRESENTATIVE IN CONGRESS 2ND DISTRICT
Vote for not more than 1

Bill Cooper.	44	6.25
Bill Huizenga	327	46.45
Wayne D. Kuipers	115	16.34
Chris Larson	4	.57
Field Reichardt	9	1.28
Jay Riemersma	190	26.99
Ted Schendel	15	2.13
WRITE-IN.	0	

STATE SENATOR 30TH DISTRICT
Vote for not more than 1

Arlan B. Meekhof	329	49.55
Timothy O'Donnell.	44	6.63
Brett VanderKamp	291	43.83
WRITE-IN.	0	

STATE REPRESENTATIVE 90TH DISTRICT
Vote for not more than 1

Joe Haveman.	524	100.00
WRITE-IN.	0	

COUNTY COMMISSIONER 7TH DISTRICT
Vote for not more than 1

Joseph S. Bauman	309	62.05
Kelly J. Israels	189	37.95
WRITE-IN.	0	

********** (Democratic) **********

GOVERNOR
Vote for not more than 1

Virg Bernero	12	41.38
Andy Dillon.	17	58.62
WRITE-IN.	0	

REPRESENTATIVE IN CONGRESS 2ND DISTRICT
Vote for not more than 1

Fred Johnson	26	89.66
Nicolette McClure.	3	10.34
WRITE-IN.	0	

STATE SENATOR 30TH DISTRICT
Vote for not more than 1

John Chester	27	100.00
WRITE-IN.	0	

STATE REPRESENTATIVE 90TH DISTRICT
Vote for not more than 1

WRITE-IN.	2	100.00

COUNTY COMMISSIONER 7TH DISTRICT
Vote for not more than 1

WRITE-IN.	2	100.00

********** (Nonpartisan) **********

JUDGE OF CIRCUIT COURT 20TH CIRCUIT
Vote for not more than 1

Kent D. Engle	369	67.34
Chris A. Houghtaling.	41	7.48
David Rhem	135	24.64
WRITE-IN.	3	.55

HOLLAND TOWNSHIP POLICE/E-UNIT MILLAGE
Vote for not more than 1

YES	450	68.29
NO.	209	31.71

ELECTION SUMMARY — PRIMARY ELECTION — OFFICIAL RESULTS
RUN DATE:08/18/10 — OTTAWA COUNTY, MICHIGAN
RUN TIME:11:27 AM — AUGUST 3, 2010
STATISTICS

1401 JAMESTOWN TWP P1

	VOTES	PERCENT
REGISTERED VOTERS - TOTAL	1752	
BALLOTS CAST - TOTAL.	669	
BALLOTS CAST - REPUBLICAN	644	96.26
BALLOTS CAST - DEMOCRATIC	19	2.84
BALLOTS CAST - NONPARTISAN.	6	.90
VOTER TURNOUT - TOTAL		38.18

********** (Republican) **********

GOVERNOR
Vote for not more than 1

Mike Bouchard	32	4.97

Mike Cox.	109	16.93
Pete Hoekstra	389	60.40
Tom George	2	.31
Rick Snyder.	112	17.39
WRITE-IN.	0	

REPRESENTATIVE IN CONGRESS 2ND DISTRICT
Vote for not more than 1

Bill Cooper.	52	8.27
Bill Huizenga	215	34.18
Wayne D. Kuipers	191	30.37
Chris Larson	3	.48
Field Reichardt	3	.48
Jay Riemersma	161	25.60
Ted Schendel	4	.64
WRITE-IN.	0	

STATE SENATOR 30TH DISTRICT
Vote for not more than 1

Arlan B. Meekhof	295	52.77
Timothy O'Donnell.	33	5.90
Brett VanderKamp	230	41.14
WRITE-IN.	1	.18

STATE REPRESENTATIVE 90TH DISTRICT
Vote for not more than 1

Joe Haveman.	496	99.60
WRITE-IN.	2	.40

COUNTY COMMISSIONER 9TH DISTRICT
Vote for not more than 1

Robert W. Karsten.	489	99.59
WRITE-IN.	2	.41

********** (Democratic) **********

GOVERNOR
Vote for not more than 1

Virg Bernero	12	63.16
Andy Dillon.	7	36.84
WRITE-IN.	0	

REPRESENTATIVE IN CONGRESS 2ND DISTRICT
Vote for not more than 1

Fred Johnson	13	68.42
Nicolette McClure.	6	31.58

WRITE-IN.	0	

STATE SENATOR 30TH DISTRICT
Vote for not more than 1

John Chester	18	100.00
WRITE-IN.	0	

STATE REPRESENTATIVE 90TH DISTRICT
Vote for not more than 1

WRITE-IN.	6	100.00

COUNTY COMMISSIONER 9TH DISTRICT
Vote for not more than 1

WRITE-IN.	5	100.00

********** (Nonpartisan) **********

JUDGE OF CIRCUIT COURT 20TH CIRCUIT
Vote for not more than 1

Kent D. Engle	183	44.74
Chris A. Houghtaling.	43	10.51
David Rhem	182	44.50
WRITE-IN.	1	.24

JAMESTOWN TOWNSHIP FIRE MILLAGE
Vote for not more than 1

YES	341	55.99
NO.	268	44.01

ELECTION SUMMARY — PRIMARY ELECTION — OFFICIAL RESULTS
RUN DATE:08/18/10 — OTTAWA COUNTY, MICHIGAN
RUN TIME:11:27 AM — AUGUST 3, 2010
STATISTICS

1402 JAMESTOWN TWP P2

	VOTES	PERCENT
REGISTERED VOTERS - TOTAL	1402	
BALLOTS CAST - TOTAL.	583	
BALLOTS CAST - REPUBLICAN	568	97.43
BALLOTS CAST - DEMOCRATIC	13	2.23
BALLOTS CAST - NONPARTISAN.	2	.34
VOTER TURNOUT - TOTAL		41.58

********** (Republican) **********

GOVERNOR

Vote for not more than 1

Mike Bouchard	13	2.30
Mike Cox	82	14.51
Pete Hoekstra	396	70.09
Tom George	2	.35
Rick Snyder	70	12.39
WRITE-IN	2	.35

REPRESENTATIVE IN CONGRESS 2ND DISTRICT

Vote for not more than 1

Bill Cooper	34	6.08
Bill Huizenga	178	31.84
Wayne D. Kuipers	173	30.95
Chris Larson	5	.89
Field Reichardt	7	1.25
Jay Riemersma	157	28.09
Ted Schendel	4	.72
WRITE-IN	1	.18

STATE SENATOR 30TH DISTRICT

Vote for not more than 1

Arlan B. Meekhof	285	56.21
Timothy O'Donnell	34	6.71
Brett VanderKamp	187	36.88
WRITE-IN	1	.20

STATE REPRESENTATIVE 90TH DISTRICT

Vote for not more than 1

Joe Haveman	423	99.76
WRITE-IN	1	.24

COUNTY COMMISSIONER 9TH DISTRICT

Vote for not more than 1

Robert W. Karsten	405	99.75
WRITE-IN	1	.25

********** (Democratic) **********

GOVERNOR

Vote for not more than 1

Virg Bernero	8	61.54
Andy Dillon	5	38.46
WRITE-IN	0	

REPRESENTATIVE IN CONGRESS 2ND DISTRICT

Vote for not more than 1

Fred Johnson	8	61.54
Nicolette McClure.	5	38.46
WRITE-IN.	0	

STATE SENATOR 30TH DISTRICT
Vote for not more than 1

John Chester	13	100.00
WRITE-IN.	0	

STATE REPRESENTATIVE 90TH DISTRICT
Vote for not more than 1

WRITE-IN.	2	100.00

COUNTY COMMISSIONER 9TH DISTRICT
Vote for not more than 1

WRITE-IN.	2	100.00

********** (Nonpartisan) **********

JUDGE OF CIRCUIT COURT 20TH CIRCUIT
Vote for not more than 1

Kent D. Engle	230	61.17
Chris A. Houghtaling.	30	7.98
David Rhem	115	30.59
WRITE-IN.	1	.27

JAMESTOWN TOWNSHIP FIRE MILLAGE
Vote for not more than 1

YES	297	55.93
NO.	234	44.07

ELECTION SUMMARY — PRIMARY ELECTION — OFFICIAL RESULTS
RUN DATE:08/18/10 — OTTAWA COUNTY, MICHIGAN
RUN TIME:11:27 AM — AUGUST 3, 2010
STATISTICS

1403 JAMESTOWN TWP P3

	VOTES	PERCENT
REGISTERED VOTERS - TOTAL	1664	
BALLOTS CAST - TOTAL.	649	
BALLOTS CAST - REPUBLICAN	627	96.61
BALLOTS CAST - DEMOCRATIC	17	2.62
BALLOTS CAST - NONPARTISAN.	5	.77
VOTER TURNOUT - TOTAL		39.00

********** (Republican) **********

GOVERNOR
Vote for not more than 1

Mike Bouchard	22	3.51
Mike Cox	98	15.65
Pete Hoekstra	414	66.13
Tom George	3	.48
Rick Snyder	89	14.22
WRITE-IN	0	

REPRESENTATIVE IN CONGRESS 2ND DISTRICT
Vote for not more than 1

Bill Cooper	37	6.04
Bill Huizenga	225	36.70
Wayne D. Kuipers	154	25.12
Chris Larson	6	.98
Field Reichardt	5	.82
Jay Riemersma	184	30.02
Ted Schendel	2	.33
WRITE-IN	0	

STATE SENATOR 30TH DISTRICT
Vote for not more than 1

Arlan B. Meekhof	273	48.75
Timothy O'Donnell	35	6.25
Brett VanderKamp	252	45.00
WRITE-IN	0	

STATE REPRESENTATIVE 90TH DISTRICT
Vote for not more than 1

Joe Haveman	488	99.80
WRITE-IN	1	.20

COUNTY COMMISSIONER 9TH DISTRICT
Vote for not more than 1

Robert W. Karsten	471	100.00
WRITE-IN	0	

********** (Democratic) **********

GOVERNOR
Vote for not more than 1

Virg Bernero	14	82.35
Andy Dillon	3	17.65
WRITE-IN	0	

REPRESENTATIVE IN CONGRESS 2ND DISTRICT
Vote for not more than 1

Fred Johnson	5	38.46
Nicolette McClure	8	61.54
WRITE-IN	0	

STATE SENATOR 30TH DISTRICT
Vote for not more than 1

John Chester	11	100.00
WRITE-IN	0	

STATE REPRESENTATIVE 90TH DISTRICT
Vote for not more than 1

WRITE-IN	0	

COUNTY COMMISSIONER 9TH DISTRICT
Vote for not more than 1

WRITE-IN	1	100.00

********** (Nonpartisan) **********

JUDGE OF CIRCUIT COURT 20TH CIRCUIT
Vote for not more than 1

Kent D. Engle	200	46.30
Chris A. Houghtaling	38	8.80
David Rhem	193	44.68
WRITE-IN	1	.23

JAMESTOWN TOWNSHIP FIRE MILLAGE
Vote for not more than 1

YES	356	58.27
NO	255	41.73

ELECTION SUMMARY — PRIMARY ELECTION — OFFICIAL RESULTS
RUN DATE:08/18/10 — OTTAWA COUNTY, MICHIGAN
RUN TIME:11:27 AM — AUGUST 3, 2010
STATISTICS

1501 OLIVE TWP P1

	VOTES	PERCENT
REGISTERED VOTERS - TOTAL	1676	
BALLOTS CAST - TOTAL	522	
BALLOTS CAST - REPUBLICAN	496	95.02
BALLOTS CAST - DEMOCRATIC	16	3.07
BALLOTS CAST - NONPARTISAN	10	1.92
VOTER TURNOUT - TOTAL		31.15

********** (Republican) **********

GOVERNOR
Vote for not more than 1

Mike Bouchard	13	2.62
Mike Cox	88	17.74
Pete Hoekstra	340	68.55
Tom George	1	.20
Rick Snyder	54	10.89
WRITE-IN	0	

REPRESENTATIVE IN CONGRESS 2ND DISTRICT
Vote for not more than 1

Bill Cooper	36	7.32
Bill Huizenga	190	38.62
Wayne D. Kuipers	99	20.12
Chris Larson	1	.20
Field Reichardt	4	.81
Jay Riemersma	153	31.10
Ted Schendel	9	1.83
WRITE-IN	0	

STATE SENATOR 30TH DISTRICT
Vote for not more than 1

Arlan B. Meekhof	373	76.59
Timothy O'Donnell	14	2.87
Brett VanderKamp	100	20.53
WRITE-IN	0	

STATE REPRESENTATIVE 89TH DISTRICT
Vote for not more than 1

William Easterling, Jr.	18	4.10
Sec Garcia	44	10.02
Brandon M. Hall	16	3.64
John McNeil	32	7.29
Jeffrey Meyer	66	15.03
David Miller	29	6.61
John Nash	40	9.11
Amanda Price	193	43.96
WRITE-IN	1	.23

COUNTY COMMISSIONER 2ND DISTRICT
Vote for not more than 1

Philip Kuyers	423	99.06
WRITE-IN	4	.94

********** (Democratic) **********

GOVERNOR
Vote for not more than 1

Virg Bernero	8	50.00
Andy Dillon.	8	50.00
WRITE-IN.	0	

REPRESENTATIVE IN CONGRESS 2ND DISTRICT
Vote for not more than 1

Fred Johnson	10	62.50
Nicolette McClure.	6	37.50
WRITE-IN.	0	

STATE SENATOR 30TH DISTRICT
Vote for not more than 1

John Chester	15	100.00
WRITE-IN.	0	

STATE REPRESENTATIVE 89TH DISTRICT
Vote for not more than 1

Don Bergman.	15	100.00
WRITE-IN.	0	

COUNTY COMMISSIONER 2ND DISTRICT
Vote for not more than 1

WRITE-IN.	1	100.00

********** (Nonpartisan) **********

JUDGE OF CIRCUIT COURT 20TH CIRCUIT
Vote for not more than 1

Kent D. Engle	293	71.46
Chris A. Houghtaling.	21	5.12
David Rhem	95	23.17
WRITE-IN.	1	.24

OLIVE TOWNSHIP ROAD MILLAGE
Vote for not more than 1

YES	264	54.10
NO.	224	45.90

ELECTION SUMMARY PRIMARY ELECTION OFFICIAL RESULTS
RUN DATE:08/18/10 OTTAWA COUNTY, MICHIGAN
RUN TIME:11:27 AM AUGUST 3, 2010
STATISTICS

1502 OLIVE TWP P2

	VOTES	PERCENT
REGISTERED VOTERS - TOTAL	1004	
BALLOTS CAST - TOTAL	326	
BALLOTS CAST - REPUBLICAN	315	96.63
BALLOTS CAST - DEMOCRATIC	9	2.76
BALLOTS CAST - NONPARTISAN	2	.61
VOTER TURNOUT - TOTAL		32.47

********** (Republican) **********

GOVERNOR
Vote for not more than 1

Mike Bouchard	6	1.90
Mike Cox	48	15.24
Pete Hoekstra	213	67.62
Tom George	1	.32
Rick Snyder	47	14.92
WRITE-IN	0	

REPRESENTATIVE IN CONGRESS 2ND DISTRICT
Vote for not more than 1

Bill Cooper	22	7.12
Bill Huizenga	102	33.01
Wayne D. Kuipers	71	22.98
Chris Larson	2	.65
Field Reichardt	3	.97
Jay Riemersma	100	32.36
Ted Schendel	9	2.91
WRITE-IN	0	

STATE SENATOR 30TH DISTRICT
Vote for not more than 1

Arlan B. Meekhof	240	77.92
Timothy O'Donnell	16	5.19
Brett VanderKamp	52	16.88
WRITE-IN	0	

STATE REPRESENTATIVE 89TH DISTRICT
Vote for not more than 1

William Easterling, Jr.	11	4.21
Sec Garcia	58	22.22
Brandon M. Hall	12	4.60
John McNeil	19	7.28
Jeffrey Meyer	54	20.69
David Miller	13	4.98

John Nash	13	4.98
Amanda Price	81	31.03
WRITE-IN.	0	

COUNTY COMMISSIONER 2ND DISTRICT
Vote for not more than 1

Philip Kuyers	257	99.23
WRITE-IN.	2	.77

********** (Democratic) **********

GOVERNOR
Vote for not more than 1

Virg Bernero	3	37.50
Andy Dillon.	5	62.50
WRITE-IN.	0	

REPRESENTATIVE IN CONGRESS 2ND DISTRICT
Vote for not more than 1

Fred Johnson	7	77.78
Nicolette McClure.	2	22.22
WRITE-IN.	0	

STATE SENATOR 30TH DISTRICT
Vote for not more than 1

John Chester	7	100.00
WRITE-IN.	0	

STATE REPRESENTATIVE 89TH DISTRICT
Vote for not more than 1

Don Bergman.	7	100.00
WRITE-IN.	0	

COUNTY COMMISSIONER 2ND DISTRICT
Vote for not more than 1

WRITE-IN.	0	

********** (Nonpartisan) **********

JUDGE OF CIRCUIT COURT 20TH CIRCUIT
Vote for not more than 1

Kent D. Engle	167	69.01
Chris A. Houghtaling.	10	4.13
David Rhem	63	26.03
WRITE-IN.	2	.83

OLIVE TOWNSHIP ROAD MILLAGE
Vote for not more than 1

YES	168	56.38
NO.	130	43.62

ELECTION SUMMARY
RUN DATE:08/18/10
RUN TIME:11:27 AM

PRIMARY ELECTION
OTTAWA COUNTY, MICHIGAN
AUGUST 3, 2010
STATISTICS

OFFICIAL RESULTS

1601 PARK TWP P1

	VOTES	PERCENT
REGISTERED VOTERS - TOTAL	1311	
BALLOTS CAST - TOTAL.	570	
BALLOTS CAST - REPUBLICAN	522	91.58
BALLOTS CAST - DEMOCRATIC	40	7.02
BALLOTS CAST - NONPARTISAN.	8	1.40
VOTER TURNOUT - TOTAL		43.48

********** (Republican) **********

GOVERNOR
Vote for not more than 1

Mike Bouchard	19	3.65
Mike Cox.	38	7.29
Pete Hoekstra	338	64.88
Tom George	2	.38
Rick Snyder.	124	23.80
WRITE-IN.	0	

REPRESENTATIVE IN CONGRESS 2ND DISTRICT
Vote for not more than 1

Bill Cooper.	26	5.05
Bill Huizenga	172	33.40
Wayne D. Kuipers	127	24.66
Chris Larson	3	.58
Field Reichardt	39	7.57
Jay Riemersma	143	27.77
Ted Schendel	5	.97
WRITE-IN.	0	

STATE SENATOR 30TH DISTRICT
Vote for not more than 1

Arlan B. Meekhof	185	38.62
Timothy O'Donnell.	20	4.18
Brett VanderKamp	274	57.20
WRITE-IN.	0	

STATE REPRESENTATIVE 89TH DISTRICT
Vote for not more than 1

William Easterling, Jr..	2	.44
Sec Garcia	15	3.31
Brandon M. Hall	20	4.42
John McNeil.	36	7.95
Jeffrey Meyer	15	3.31
David Miller	20	4.42
John Nash	20	4.42
Amanda Price	322	71.08
WRITE-IN.	3	.66

COUNTY COMMISSIONER 1ST DISTRICT
Vote for not more than 1

Glenn Bareman	58	12.92
Gerald L. Hunsburger.	175	38.98
Stu Visser	215	47.88
WRITE-IN.	1	.22

TOWNSHIP TRUSTEE PARK TOWNSHIP
Vote for not more than 1

Robert Ellis	381	98.96
WRITE-IN.	4	1.04

********** (Democratic) **********

GOVERNOR
Vote for not more than 1

Virg Bernero	28	71.79
Andy Dillon.	11	28.21
WRITE-IN.	0	

REPRESENTATIVE IN CONGRESS 2ND DISTRICT
Vote for not more than 1

Fred Johnson	33	84.62
Nicolette McClure.	6	15.38
WRITE-IN.	0	

STATE SENATOR 30TH DISTRICT
Vote for not more than 1

John Chester	33	100.00
WRITE-IN.	0	

STATE REPRESENTATIVE 89TH DISTRICT

Vote for not more than 1

Don Bergman.	28	100.00
WRITE-IN.	0	

COUNTY COMMISSIONER 1ST DISTRICT

Vote for not more than 1

WRITE-IN.	1	100.00

TOWNSHIP TRUSTEE PARK TOWNSHIP

Vote for not more than 1

WRITE-IN.	2	100.00

********** (Nonpartisan) **********

JUDGE OF CIRCUIT COURT 20TH CIRCUIT

Vote for not more than 1

Kent D. Engle	289	64.51
Chris A. Houghtaling.	11	2.46
David Rhem	148	33.04
WRITE-IN.	0	

PARK TOWNSHIP BIKE PATH MILLAGE

Vote for not more than 1

YES	369	70.02
NO.	158	29.98

ELECTION SUMMARY PRIMARY ELECTION OFFICIAL RESULTS
RUN DATE:08/18/10 OTTAWA COUNTY, MICHIGAN
RUN TIME:11:27 AM AUGUST 3, 2010
STATISTICS

1602 PARK TWP P2

	VOTES	PERCENT
REGISTERED VOTERS - TOTAL	1060	
BALLOTS CAST - TOTAL.	449	
BALLOTS CAST - REPUBLICAN	375	83.52
BALLOTS CAST - DEMOCRATIC	53	11.80
BALLOTS CAST - NONPARTISAN.	21	4.68
VOTER TURNOUT - TOTAL		42.36

********** (Republican) **********

GOVERNOR

Vote for not more than 1

Mike Bouchard	17	4.53
Mike Cox.	37	9.87
Pete Hoekstra	210	56.00

Tom George	0	
Rick Snyder	111	29.60
WRITE-IN	0	

REPRESENTATIVE IN CONGRESS 2ND DISTRICT
Vote for not more than 1

Bill Cooper	35	9.43
Bill Huizenga	132	35.58
Wayne D. Kuipers	96	25.88
Chris Larson	2	.54
Field Reichardt	21	5.66
Jay Riemersma	82	22.10
Ted Schendel	3	.81
WRITE-IN	0	

STATE SENATOR 30TH DISTRICT
Vote for not more than 1

Arlan B. Meekhof	127	36.18
Timothy O'Donnell	27	7.69
Brett VanderKamp	197	56.13
WRITE-IN	0	

STATE REPRESENTATIVE 89TH DISTRICT
Vote for not more than 1

William Easterling, Jr.	4	1.27
Sec Garcia	22	7.01
Brandon M. Hall	4	1.27
John McNeil	27	8.60
Jeffrey Meyer	13	4.14
David Miller	38	12.10
John Nash	5	1.59
Amanda Price	201	64.01
WRITE-IN	0	

COUNTY COMMISSIONER 1ST DISTRICT
Vote for not more than 1

Glenn Bareman	74	22.42
Gerald L. Hunsburger	130	39.39
Stu Visser	126	38.18
WRITE-IN	0	

TOWNSHIP TRUSTEE PARK TOWNSHIP
Vote for not more than 1

Robert Ellis	267	99.63
WRITE-IN	1	.37

********** (Democratic) **********

GOVERNOR
Vote for not more than 1

Virg Bernero	37	71.15
Andy Dillon	15	28.85
WRITE-IN	0	

REPRESENTATIVE IN CONGRESS 2ND DISTRICT
Vote for not more than 1

Fred Johnson	38	74.51
Nicolette McClure	13	25.49
WRITE-IN	0	

STATE SENATOR 30TH DISTRICT
Vote for not more than 1

John Chester	38	100.00
WRITE-IN	0	

STATE REPRESENTATIVE 89TH DISTRICT
Vote for not more than 1

Don Bergman	38	100.00
WRITE-IN	0	

COUNTY COMMISSIONER 1ST DISTRICT
Vote for not more than 1

WRITE-IN	2	100.00

TOWNSHIP TRUSTEE PARK TOWNSHIP
Vote for not more than 1

WRITE-IN	2	100.00

********** (Nonpartisan) **********

JUDGE OF CIRCUIT COURT 20TH CIRCUIT
Vote for not more than 1

Kent D. Engle	144	44.44
Chris A. Houghtaling	23	7.10
David Rhem	157	48.46
WRITE-IN	0	

PARK TOWNSHIP BIKE PATH MILLAGE
Vote for not more than 1

YES	246	63.73
NO	140	36.27

ELECTION SUMMARY PRIMARY ELECTION OFFICIAL RESULTS
RUN DATE:08/18/10 OTTAWA COUNTY, MICHIGAN
RUN TIME:11:27 AM AUGUST 3, 2010
STATISTICS

1603 PARK TWP P3

	VOTES	PERCENT
REGISTERED VOTERS - TOTAL	1438	
BALLOTS CAST - TOTAL	672	
BALLOTS CAST - REPUBLICAN	593	88.24
BALLOTS CAST - DEMOCRATIC	63	9.38
BALLOTS CAST - NONPARTISAN	16	2.38
VOTER TURNOUT - TOTAL		46.73

********** (Republican) **********

GOVERNOR
Vote for not more than 1

Mike Bouchard	21	3.58
Mike Cox	67	11.41
Pete Hoekstra	322	54.86
Tom George	8	1.36
Rick Snyder	169	28.79
WRITE-IN	0	

REPRESENTATIVE IN CONGRESS 2ND DISTRICT
Vote for not more than 1

Bill Cooper	72	12.61
Bill Huizenga	173	30.30
Wayne D. Kuipers	147	25.74
Chris Larson	7	1.23
Field Reichardt	33	5.78
Jay Riemersma	134	23.47
Ted Schendel	5	.88
WRITE-IN	0	

STATE SENATOR 30TH DISTRICT
Vote for not more than 1

Arlan B. Meekhof	211	39.74
Timothy O'Donnell	51	9.60
Brett VanderKamp	268	50.47
WRITE-IN	1	.19

STATE REPRESENTATIVE 89TH DISTRICT
Vote for not more than 1

William Easterling, Jr.	3	.58

Sec Garcia	17	3.28
Brandon M. Hall	6	1.16
John McNeil.	29	5.59
Jeffrey Meyer	17	3.28
David Miller	40	7.71
John Nash	38	7.32
Amanda Price	369	71.10
WRITE-IN.	0	

COUNTY COMMISSIONER 1ST DISTRICT
Vote for not more than 1

Glenn Bareman	69	13.19
Gerald L. Hunsburger.	238	45.51
Stu Visser	216	41.30
WRITE-IN.	0	

TOWNSHIP TRUSTEE PARK TOWNSHIP
Vote for not more than 1

Robert Ellis	394	99.49
WRITE-IN.	2	.51

********** (Democratic) **********

GOVERNOR
Vote for not more than 1

Virg Bernero	34	56.67
Andy Dillon.	26	43.33
WRITE-IN.	0	

REPRESENTATIVE IN CONGRESS 2ND DISTRICT
Vote for not more than 1

Fred Johnson	44	74.58
Nicolette McClure.	15	25.42
WRITE-IN.	0	

STATE SENATOR 30TH DISTRICT
Vote for not more than 1

John Chester	47	100.00
WRITE-IN.	0	

STATE REPRESENTATIVE 89TH DISTRICT
Vote for not more than 1

Don Bergman.	47	100.00
WRITE-IN.	0	

COUNTY COMMISSIONER 1ST DISTRICT
Vote for not more than 1

WRITE-IN.	2	100.00

TOWNSHIP TRUSTEE PARK TOWNSHIP
Vote for not more than 1

WRITE-IN.	3	100.00

********** (Nonpartisan) **********

JUDGE OF CIRCUIT COURT 20TH CIRCUIT
Vote for not more than 1

Kent D. Engle	378	73.26
Chris A. Houghtaling.	28	5.43
David Rhem	110	21.32
WRITE-IN.	0	

PARK TOWNSHIP BIKE PATH MILLAGE
Vote for not more than 1

YES	448	71.79
NO.	176	28.21

ELECTION SUMMARY PRIMARY ELECTION OFFICIAL RESULTS
RUN DATE:08/18/10 OTTAWA COUNTY, MICHIGAN
RUN TIME:11:27 AM AUGUST 3, 2010
STATISTICS

1604 PARK TWP P4

	VOTES	PERCENT
REGISTERED VOTERS - TOTAL	1314	
BALLOTS CAST - TOTAL.	492	
BALLOTS CAST - REPUBLICAN	418	84.96
BALLOTS CAST - DEMOCRATIC	58	11.79
BALLOTS CAST - NONPARTISAN.	16	3.25
VOTER TURNOUT - TOTAL		37.44

********** (Republican) **********

GOVERNOR
Vote for not more than 1

Mike Bouchard	16	3.86
Mike Cox.	37	8.92
Pete Hoekstra	248	59.76
Tom George	3	.72
Rick Snyder.	111	26.75
WRITE-IN.	0	

REPRESENTATIVE IN CONGRESS 2ND DISTRICT
Vote for not more than 1

Bill Cooper.	44	10.95
Bill Huizenga	125	31.09
Wayne D. Kuipers	110	27.36
Chris Larson	2	.50
Field Reichardt	13	3.23
Jay Riemersma	103	25.62
Ted Schendel	4	1.00
WRITE-IN.	1	.25

STATE SENATOR 30TH DISTRICT
Vote for not more than 1

Arlan B. Meekhof	180	47.12
Timothy O'Donnell.	32	8.38
Brett VanderKamp	169	44.24
WRITE-IN.	1	.26

STATE REPRESENTATIVE 89TH DISTRICT
Vote for not more than 1

William Easterling, Jr..	5	1.50
Sec Garcia	17	5.11
Brandon M. Hall	9	2.70
John McNeil.	28	8.41
Jeffrey Meyer	8	2.40
David Miller	27	8.11
John Nash	17	5.11
Amanda Price	220	66.07
WRITE-IN.	2	.60

COUNTY COMMISSIONER 1ST DISTRICT
Vote for not more than 1

Glenn Bareman	58	15.98
Gerald L. Hunsburger.	126	34.71
Stu Visser	177	48.76
WRITE-IN.	2	.55

TOWNSHIP TRUSTEE PARK TOWNSHIP
Vote for not more than 1

Robert Ellis	275	99.28
WRITE-IN.	2	.72

********** (Democratic) **********

GOVERNOR
Vote for not more than 1

Virg Bernero	33	58.93

Andy Dillon.	22	39.29
WRITE-IN.	1	1.79

REPRESENTATIVE IN CONGRESS 2ND DISTRICT
Vote for not more than 1

Fred Johnson	47	82.46
Nicolette McClure.	9	15.79
WRITE-IN.	1	1.75

STATE SENATOR 30TH DISTRICT
Vote for not more than 1

John Chester	48	97.96
WRITE-IN.	1	2.04

STATE REPRESENTATIVE 89TH DISTRICT
Vote for not more than 1

Don Bergman.	51	98.08
WRITE-IN.	1	1.92

COUNTY COMMISSIONER 1ST DISTRICT
Vote for not more than 1

WRITE-IN.	4	100.00

TOWNSHIP TRUSTEE PARK TOWNSHIP
Vote for not more than 1

WRITE-IN.	3	100.00

********** (Nonpartisan) **********

JUDGE OF CIRCUIT COURT 20TH CIRCUIT
Vote for not more than 1

Kent D. Engle	183	53.20
Chris A. Houghtaling.	15	4.36
David Rhem	145	42.15
WRITE-IN.	1	.29

PARK TOWNSHIP BIKE PATH MILLAGE
Vote for not more than 1

YES	323	72.91
NO.	120	27.09

ELECTION SUMMARY PRIMARY ELECTION OFFICIAL RESULTS
RUN DATE:08/18/10 OTTAWA COUNTY, MICHIGAN
RUN TIME:11:27 AM AUGUST 3, 2010
STATISTICS

1605 PARK TWP P5

	VOTES	PERCENT
REGISTERED VOTERS - TOTAL	1632	
BALLOTS CAST - TOTAL	656	
BALLOTS CAST - REPUBLICAN	598	91.16
BALLOTS CAST - DEMOCRATIC	48	7.32
BALLOTS CAST - NONPARTISAN	10	1.52
VOTER TURNOUT - TOTAL		40.20

********** (Republican) **********

GOVERNOR
Vote for not more than 1

Mike Bouchard	14	2.34
Mike Cox	63	10.54
Pete Hoekstra	351	58.70
Tom George	5	.84
Rick Snyder	165	27.59
WRITE-IN	0	

REPRESENTATIVE IN CONGRESS 2ND DISTRICT
Vote for not more than 1

Bill Cooper	67	11.53
Bill Huizenga	190	32.70
Wayne D. Kuipers	158	27.19
Chris Larson	11	1.89
Field Reichardt	42	7.23
Jay Riemersma	110	18.93
Ted Schendel	3	.52
WRITE-IN	0	

STATE SENATOR 30TH DISTRICT
Vote for not more than 1

Arlan B. Meekhof	233	41.68
Timothy O'Donnell	37	6.62
Brett VanderKamp	289	51.70
WRITE-IN	0	

STATE REPRESENTATIVE 89TH DISTRICT
Vote for not more than 1

William Easterling, Jr.	10	1.88
Sec Garcia	31	5.83
Brandon M. Hall	18	3.38
John McNeil	37	6.95
Jeffrey Meyer	18	3.38
David Miller	37	6.95

John Nash	61	11.47
Amanda Price	319	59.96
WRITE-IN.	1	.19

COUNTY COMMISSIONER 1ST DISTRICT
Vote for not more than 1

Glenn Bareman	118	22.01
Gerald L. Hunsburger.	179	33.40
Stu Visser	238	44.40
WRITE-IN.	1	.19

TOWNSHIP TRUSTEE PARK TOWNSHIP
Vote for not more than 1

Robert Ellis	423	99.06
WRITE-IN.	4	.94

********** (Democratic) **********

GOVERNOR
Vote for not more than 1

Virg Bernero	22	45.83
Andy Dillon.	26	54.17
WRITE-IN.	0	

REPRESENTATIVE IN CONGRESS 2ND DISTRICT
Vote for not more than 1

Fred Johnson	36	75.00
Nicolette McClure.	12	25.00
WRITE-IN.	0	

STATE SENATOR 30TH DISTRICT
Vote for not more than 1

John Chester	44	100.00
WRITE-IN.	0	

STATE REPRESENTATIVE 89TH DISTRICT
Vote for not more than 1

Don Bergman.	41	100.00
WRITE-IN.	0	

COUNTY COMMISSIONER 1ST DISTRICT
Vote for not more than 1

WRITE-IN.	5	100.00

TOWNSHIP TRUSTEE PARK TOWNSHIP
Vote for not more than 1

WRITE-IN.	4	100.00

********** (Nonpartisan) **********

JUDGE OF CIRCUIT COURT 20TH CIRCUIT
Vote for not more than 1

Kent D. Engle	388	73.76
Chris A. Houghtaling.	26	4.94
David Rhem	110	20.91
WRITE-IN.	2	.38

PARK TOWNSHIP BIKE PATH MILLAGE
Vote for not more than 1

YES	424	70.78
NO.	175	29.22

ELECTION SUMMARY
RUN DATE:08/18/10
RUN TIME:11:27 AM

PRIMARY ELECTION
OTTAWA COUNTY, MICHIGAN
AUGUST 3, 2010
STATISTICS

OFFICIAL RESULTS

1606 PARK TWP P6

	VOTES	PERCENT
REGISTERED VOTERS - TOTAL	1331	
BALLOTS CAST - TOTAL.	530	
BALLOTS CAST - REPUBLICAN	464	87.55
BALLOTS CAST - DEMOCRATIC	53	10.00
BALLOTS CAST - NONPARTISAN.	13	2.45
VOTER TURNOUT - TOTAL		39.82

********** (Republican) **********

GOVERNOR
Vote for not more than 1

Mike Bouchard	16	3.45
Mike Cox.	44	9.48
Pete Hoekstra	279	60.13
Tom George	5	1.08
Rick Snyder.	120	25.86
WRITE-IN.	0	

REPRESENTATIVE IN CONGRESS 2ND DISTRICT
Vote for not more than 1

Bill Cooper.	47	10.33
Bill Huizenga	137	30.11
Wayne D. Kuipers	137	30.11

Chris Larson	3	.66
Field Reichardt	13	2.86
Jay Riemersma	112	24.62
Ted Schendel	6	1.32
WRITE-IN.	0	

STATE SENATOR 30TH DISTRICT
Vote for not more than 1

Arlan B. Meekhof	182	41.74
Timothy O'Donnell.	27	6.19
Brett VanderKamp	227	52.06
WRITE-IN.	0	

STATE REPRESENTATIVE 89TH DISTRICT
Vote for not more than 1

William Easterling, Jr..	10	2.40
Sec Garcia	25	6.01
Brandon M. Hall	10	2.40
John McNeil.	37	8.89
Jeffrey Meyer	10	2.40
David Miller	21	5.05
John Nash	23	5.53
Amanda Price	280	67.31
WRITE-IN.	0	

COUNTY COMMISSIONER 1ST DISTRICT
Vote for not more than 1

Glenn Bareman	77	18.08
Gerald L. Hunsburger.	162	38.03
Stu Visser	187	43.90
WRITE-IN.	0	

TOWNSHIP TRUSTEE PARK TOWNSHIP
Vote for not more than 1

Robert Ellis	340	99.13
WRITE-IN.	3	.87

********** (Democratic) **********

GOVERNOR
Vote for not more than 1

Virg Bernero	29	56.86
Andy Dillon.	22	43.14
WRITE-IN.	0	

REPRESENTATIVE IN CONGRESS 2ND DISTRICT

Vote for not more than 1

Fred Johnson	45	84.91
Nicolette McClure	8	15.09
WRITE-IN	0	

STATE SENATOR 30TH DISTRICT

Vote for not more than 1

John Chester	41	100.00
WRITE-IN	0	

STATE REPRESENTATIVE 89TH DISTRICT

Vote for not more than 1

Don Bergman	43	100.00
WRITE-IN	0	

COUNTY COMMISSIONER 1ST DISTRICT

Vote for not more than 1

WRITE-IN	3	100.00

TOWNSHIP TRUSTEE PARK TOWNSHIP

Vote for not more than 1

WRITE-IN	2	100.00

********** (Nonpartisan) **********

JUDGE OF CIRCUIT COURT 20TH CIRCUIT

Vote for not more than 1

Kent D. Engle	241	62.44
Chris A. Houghtaling	32	8.29
David Rhem	113	29.27
WRITE-IN	0	

PARK TOWNSHIP BIKE PATH MILLAGE

Vote for not more than 1

YES	356	74.63
NO	121	25.37

ELECTION SUMMARY PRIMARY ELECTION OFFICIAL RESULTS
RUN DATE:08/18/10 OTTAWA COUNTY, MICHIGAN
RUN TIME:11:27 AM AUGUST 3, 2010
STATISTICS

1607 PARK TWP P7

	VOTES	PERCENT
REGISTERED VOTERS - TOTAL	1469	

BALLOTS CAST - TOTAL.	625	
BALLOTS CAST - REPUBLICAN	568	90.88
BALLOTS CAST - DEMOCRATIC	45	7.20
BALLOTS CAST - NONPARTISAN.	12	1.92
VOTER TURNOUT - TOTAL		42.55

********** (Republican) **********

GOVERNOR
Vote for not more than 1

Mike Bouchard	16	2.87
Mike Cox.	81	14.52
Pete Hoekstra	307	55.02
Tom George	1	.18
Rick Snyder.	153	27.42
WRITE-IN.	0	

REPRESENTATIVE IN CONGRESS 2ND DISTRICT
Vote for not more than 1

Bill Cooper.	68	12.30
Bill Huizenga	135	24.41
Wayne D. Kuipers	166	30.02
Chris Larson	4	.72
Field Reichardt	35	6.33
Jay Riemersma	138	24.95
Ted Schendel	7	1.27
WRITE-IN.	0	

STATE SENATOR 30TH DISTRICT
Vote for not more than 1

Arlan B. Meekhof	256	49.42
Timothy O'Donnell.	46	8.88
Brett VanderKamp	216	41.70
WRITE-IN.	0	

STATE REPRESENTATIVE 89TH DISTRICT
Vote for not more than 1

William Easterling, Jr..	8	1.72
Sec Garcia	31	6.65
Brandon M. Hall	8	1.72
John McNeil.	56	12.02
Jeffrey Meyer	21	4.51
David Miller	83	17.81
John Nash	15	3.22
Amanda Price	244	52.36
WRITE-IN.	0	

COUNTY COMMISSIONER 1ST DISTRICT
Vote for not more than 1

Glenn Bareman	117	24.43
Gerald L. Hunsburger	183	38.20
Stu Visser	177	36.95
WRITE-IN	2	.42

TOWNSHIP TRUSTEE PARK TOWNSHIP
Vote for not more than 1

Robert Ellis	365	99.18
WRITE-IN	3	.82

********** (Democratic) **********

GOVERNOR
Vote for not more than 1

Virg Bernero	29	65.91
Andy Dillon	15	34.09
WRITE-IN	0	

REPRESENTATIVE IN CONGRESS 2ND DISTRICT
Vote for not more than 1

Fred Johnson	34	79.07
Nicolette McClure	9	20.93
WRITE-IN	0	

STATE SENATOR 30TH DISTRICT
Vote for not more than 1

John Chester	37	100.00
WRITE-IN	0	

STATE REPRESENTATIVE 89TH DISTRICT
Vote for not more than 1

Don Bergman	38	100.00
WRITE-IN	0	

COUNTY COMMISSIONER 1ST DISTRICT
Vote for not more than 1

WRITE-IN	2	100.00

TOWNSHIP TRUSTEE PARK TOWNSHIP
Vote for not more than 1

WRITE-IN	1	100.00

********** (Nonpartisan) **********

JUDGE OF CIRCUIT COURT 20TH CIRCUIT
Vote for not more than 1

Kent D. Engle	262	60.51
Chris A. Houghtaling.	19	4.39
David Rhem	152	35.10
WRITE-IN.	0	

PARK TOWNSHIP BIKE PATH MILLAGE
Vote for not more than 1

YES	399	70.87
NO.	164	29.13

ELECTION SUMMARY
RUN DATE:08/18/10
RUN TIME:11:27 AM

PRIMARY ELECTION
OTTAWA COUNTY, MICHIGAN
AUGUST 3, 2010
STATISTICS

OFFICIAL RESULTS

1608 PARK TWP P8

	VOTES	PERCENT
REGISTERED VOTERS - TOTAL	1024	
BALLOTS CAST - TOTAL.	331	
BALLOTS CAST - REPUBLICAN	282	85.20
BALLOTS CAST - DEMOCRATIC	37	11.18
BALLOTS CAST - NONPARTISAN.	12	3.63
VOTER TURNOUT - TOTAL		32.32

********** (Republican) **********

GOVERNOR
Vote for not more than 1

Mike Bouchard	13	4.61
Mike Cox.	57	20.21
Pete Hoekstra	144	51.06
Tom George	3	1.06
Rick Snyder.	65	23.05
WRITE-IN.	0	

REPRESENTATIVE IN CONGRESS 2ND DISTRICT
Vote for not more than 1

Bill Cooper.	34	12.27
Bill Huizenga	73	26.35
Wayne D. Kuipers	95	34.30
Chris Larson	3	1.08
Field Reichardt	5	1.81
Jay Riemersma	59	21.30
Ted Schendel	8	2.89
WRITE-IN.	0	

STATE SENATOR 30TH DISTRICT
Vote for not more than 1

Arlan B. Meekhof	128	50.00
Timothy O'Donnell.	26	10.16
Brett VanderKamp	102	39.84
WRITE-IN.	0	

STATE REPRESENTATIVE 89TH DISTRICT
Vote for not more than 1

William Easterling, Jr..	3	1.30
Sec Garcia	11	4.76
Brandon M. Hall	10	4.33
John McNeil.	25	10.82
Jeffrey Meyer	32	13.85
David Miller	20	8.66
John Nash	12	5.19
Amanda Price	118	51.08
WRITE-IN.	0	

COUNTY COMMISSIONER 2ND DISTRICT
Vote for not more than 1

Philip Kuyers	188	99.47
WRITE-IN.	1	.53

TOWNSHIP TRUSTEE PARK TOWNSHIP
Vote for not more than 1

Robert Ellis	184	100.00
WRITE-IN.	0	

********** (Democratic) **********

GOVERNOR
Vote for not more than 1

Virg Bernero	20	54.05
Andy Dillon.	17	45.95
WRITE-IN.	0	

REPRESENTATIVE IN CONGRESS 2ND DISTRICT
Vote for not more than 1

Fred Johnson	28	75.68
Nicolette McClure.	9	24.32
WRITE-IN.	0	

STATE SENATOR 30TH DISTRICT

Vote for not more than 1

John Chester	37	100.00
WRITE-IN.	0	

STATE REPRESENTATIVE 89TH DISTRICT

Vote for not more than 1

Don Bergman.	30	100.00
WRITE-IN.	0	

COUNTY COMMISSIONER 2ND DISTRICT

Vote for not more than 1

WRITE-IN.	6	100.00

TOWNSHIP TRUSTEE PARK TOWNSHIP

Vote for not more than 1

WRITE-IN.	4	100.00

********** (Nonpartisan) **********

JUDGE OF CIRCUIT COURT 20TH CIRCUIT

Vote for not more than 1

Kent D. Engle	140	61.95
Chris A. Houghtaling.	20	8.85
David Rhem	66	29.20
WRITE-IN.	0	

PARK TOWNSHIP BIKE PATH MILLAGE

Vote for not more than 1

YES	192	68.09
NO.	90	31.91

ELECTION SUMMARY PRIMARY ELECTION OFFICIAL RESULTS
RUN DATE:08/18/10 OTTAWA COUNTY, MICHIGAN
RUN TIME:11:27 AM AUGUST 3, 2010
STATISTICS

1609 PARK TWP P9

	VOTES	PERCENT
REGISTERED VOTERS - TOTAL	1415	
BALLOTS CAST - TOTAL.	534	
BALLOTS CAST - REPUBLICAN	485	90.82
BALLOTS CAST - DEMOCRATIC	32	5.99
BALLOTS CAST - NONPARTISAN.	17	3.18
VOTER TURNOUT - TOTAL		37.74

********** (Republican) **********

GOVERNOR
Vote for not more than 1

Mike Bouchard	12	2.49
Mike Cox	68	14.11
Pete Hoekstra	289	59.96
Tom George	4	.83
Rick Snyder	108	22.41
WRITE-IN	1	.21

REPRESENTATIVE IN CONGRESS 2ND DISTRICT
Vote for not more than 1

Bill Cooper	37	7.72
Bill Huizenga	158	32.99
Wayne D. Kuipers	120	25.05
Chris Larson	6	1.25
Field Reichardt	11	2.30
Jay Riemersma	131	27.35
Ted Schendel	15	3.13
WRITE-IN	1	.21

STATE SENATOR 30TH DISTRICT
Vote for not more than 1

Arlan B. Meekhof	190	42.41
Timothy O'Donnell	24	5.36
Brett VanderKamp	234	52.23
WRITE-IN	0	

STATE REPRESENTATIVE 89TH DISTRICT
Vote for not more than 1

William Easterling, Jr.	7	1.69
Sec Garcia	18	4.35
Brandon M. Hall	14	3.38
John McNeil	26	6.28
Jeffrey Meyer	32	7.73
David Miller	26	6.28
John Nash	32	7.73
Amanda Price	257	62.08
WRITE-IN	2	.48

COUNTY COMMISSIONER 1ST DISTRICT
Vote for not more than 1

Glenn Bareman	79	18.33
Gerald L. Hunsburger	127	29.47
Stu Visser	224	51.97
WRITE-IN	1	.23

TOWNSHIP TRUSTEE PARK TOWNSHIP
Vote for not more than 1

Robert Ellis	326	99.09
WRITE-IN.	3	.91

********** (Democratic) **********

GOVERNOR
Vote for not more than 1

Virg Bernero	13	41.94
Andy Dillon.	18	58.06
WRITE-IN.	0	

REPRESENTATIVE IN CONGRESS 2ND DISTRICT
Vote for not more than 1

Fred Johnson	28	90.32
Nicolette McClure.	3	9.68
WRITE-IN.	0	

STATE SENATOR 30TH DISTRICT
Vote for not more than 1

John Chester	28	100.00
WRITE-IN.	0	

STATE REPRESENTATIVE 89TH DISTRICT
Vote for not more than 1

Don Bergman.	27	100.00
WRITE-IN.	0	

COUNTY COMMISSIONER 1ST DISTRICT
Vote for not more than 1

WRITE-IN.	3	100.00

TOWNSHIP TRUSTEE PARK TOWNSHIP
Vote for not more than 1

WRITE-IN.	4	100.00

********** (Nonpartisan) **********

JUDGE OF CIRCUIT COURT 20TH CIRCUIT
Vote for not more than 1

Kent D. Engle	248	65.26
Chris A. Houghtaling.	33	8.68
David Rhem	99	26.05
WRITE-IN.	0	

PARK TOWNSHIP BIKE PATH MILLAGE
Vote for not more than 1

YES	309	66.03
NO.	159	33.97

ELECTION SUMMARY
RUN DATE:08/18/10
RUN TIME:11:27 AM

PRIMARY ELECTION
OTTAWA COUNTY, MICHIGAN
AUGUST 3, 2010
STATISTICS

OFFICIAL RESULTS

1610 PARK TWP P10

	VOTES	PERCENT
REGISTERED VOTERS - TOTAL	1126	
BALLOTS CAST - TOTAL.	500	
BALLOTS CAST - REPUBLICAN	456	91.20
BALLOTS CAST - DEMOCRATIC	31	6.20
BALLOTS CAST - NONPARTISAN.	13	2.60
VOTER TURNOUT - TOTAL		44.40

********** (Republican) **********

GOVERNOR
Vote for not more than 1

Mike Bouchard	18	3.96
Mike Cox.	57	12.56
Pete Hoekstra	278	61.23
Tom George	2	.44
Rick Snyder.	99	21.81
WRITE-IN.	0	

REPRESENTATIVE IN CONGRESS 2ND DISTRICT
Vote for not more than 1

Bill Cooper.	42	9.44
Bill Huizenga	159	35.73
Wayne D. Kuipers	92	20.67
Chris Larson	4	.90
Field Reichardt	19	4.27
Jay Riemersma	125	28.09
Ted Schendel	4	.90
WRITE-IN.	0	

STATE SENATOR 30TH DISTRICT
Vote for not more than 1

Arlan B. Meekhof	148	36.91
Timothy O'Donnell.	25	6.23
Brett VanderKamp	226	56.36

WRITE-IN.	2	.50

STATE REPRESENTATIVE 89TH DISTRICT
Vote for not more than 1

William Easterling, Jr..	1	.25
Sec Garcia	24	6.00
Brandon M. Hall	4	1.00
John McNeil.	41	10.25
Jeffrey Meyer	20	5.00
David Miller	35	8.75
John Nash	29	7.25
Amanda Price	246	61.50
WRITE-IN.	0	

COUNTY COMMISSIONER 1ST DISTRICT
Vote for not more than 1

Glenn Bareman	72	17.43
Gerald L. Hunsburger.	174	42.13
Stu Visser	167	40.44
WRITE-IN.	0	

TOWNSHIP TRUSTEE PARK TOWNSHIP
Vote for not more than 1

Robert Ellis	335	99.41
WRITE-IN.	2	.59

********** (Democratic) **********

GOVERNOR
Vote for not more than 1

Virg Bernero	21	70.00
Andy Dillon.	9	30.00
WRITE-IN.	0	

REPRESENTATIVE IN CONGRESS 2ND DISTRICT
Vote for not more than 1

Fred Johnson	26	86.67
Nicolette McClure.	4	13.33
WRITE-IN.	0	

STATE SENATOR 30TH DISTRICT
Vote for not more than 1

John Chester	26	100.00
WRITE-IN.	0	

STATE REPRESENTATIVE 89TH DISTRICT
Vote for not more than 1

Don Bergman.	27	100.00
WRITE-IN.	0	

COUNTY COMMISSIONER 1ST DISTRICT
Vote for not more than 1

WRITE-IN.	2	100.00

TOWNSHIP TRUSTEE PARK TOWNSHIP
Vote for not more than 1

WRITE-IN.	1	100.00

********** (Nonpartisan) **********

JUDGE OF CIRCUIT COURT 20TH CIRCUIT
Vote for not more than 1

Kent D. Engle	237	68.70
Chris A. Houghtaling.	23	6.67
David Rhem	85	24.64
WRITE-IN.	0	

PARK TOWNSHIP BIKE PATH MILLAGE
Vote for not more than 1

YES	322	74.71
NO.	109	25.29

ELECTION SUMMARY PRIMARY ELECTION OFFICIAL RESULTS
RUN DATE:08/18/10 OTTAWA COUNTY, MICHIGAN
RUN TIME:11:27 AM AUGUST 3, 2010
STATISTICS

1701 POLKTON TWP P1

	VOTES	PERCENT
REGISTERED VOTERS - TOTAL	1721	
BALLOTS CAST - TOTAL.	662	
BALLOTS CAST - REPUBLICAN	611	92.30
BALLOTS CAST - DEMOCRATIC	44	6.65
BALLOTS CAST - NONPARTISAN.	7	1.06
VOTER TURNOUT - TOTAL		38.47

********** (Republican) **********

GOVERNOR
Vote for not more than 1

Mike Bouchard	26	4.28
Mike Cox.	133	21.88

Pete Hoekstra	311	51.15
Tom George	4	.66
Rick Snyder.	134	22.04
WRITE-IN.	0	

REPRESENTATIVE IN CONGRESS 2ND DISTRICT
Vote for not more than 1

Bill Cooper.	86	14.41
Bill Huizenga	121	20.27
Wayne D. Kuipers	234	39.20
Chris Larson	6	1.01
Field Reichardt	16	2.68
Jay Riemersma	130	21.78
Ted Schendel	3	.50
WRITE-IN.	1	.17

STATE SENATOR 30TH DISTRICT
Vote for not more than 1

Arlan B. Meekhof	318	57.50
Timothy O'Donnell.	46	8.32
Brett VanderKamp	188	34.00
WRITE-IN.	1	.18

STATE REPRESENTATIVE 74TH DISTRICT
Vote for not more than 1

Dave Agema	511	99.03
WRITE-IN.	5	.97

COUNTY COMMISSIONER 5TH DISTRICT
Vote for not more than 1

Greg DeJong.	209	36.60
Matthew Hehl	362	63.40
WRITE-IN.	0	

********** (Democratic) **********

GOVERNOR
Vote for not more than 1

Virg Bernero	22	51.16
Andy Dillon.	21	48.84
WRITE-IN.	0	

REPRESENTATIVE IN CONGRESS 2ND DISTRICT
Vote for not more than 1

Fred Johnson	21	53.85
Nicolette McClure.	18	46.15

WRITE-IN.	0	

STATE SENATOR 30TH DISTRICT
Vote for not more than 1

John Chester	36	100.00
WRITE-IN.	0	

STATE REPRESENTATIVE 74TH DISTRICT
Vote for not more than 1

Leon E. Chase	34	97.14
WRITE-IN.	1	2.86

COUNTY COMMISSIONER 5TH DISTRICT
Vote for not more than 1

WRITE-IN.	5	100.00

********** (Nonpartisan) **********

JUDGE OF CIRCUIT COURT 20TH CIRCUIT
Vote for not more than 1

Kent D. Engle	183	41.31
Chris A. Houghtaling.	45	10.16
David Rhem	215	48.53
WRITE-IN.	0	

ELECTION SUMMARY
RUN DATE:08/18/10
RUN TIME:11:27 AM

PRIMARY ELECTION
OTTAWA COUNTY, MICHIGAN
AUGUST 3, 2010
STATISTICS

OFFICIAL RESULTS

1801 PORT SHELDON TWP P1

	VOTES	PERCENT
REGISTERED VOTERS - TOTAL	2002	
BALLOTS CAST - TOTAL.	780	
BALLOTS CAST - REPUBLICAN	694	88.97
BALLOTS CAST - DEMOCRATIC	68	8.72
BALLOTS CAST - NONPARTISAN.	18	2.31
VOTER TURNOUT - TOTAL		38.96

********** (Republican) **********

GOVERNOR
Vote for not more than 1

Mike Bouchard	12	1.74
Mike Cox.	112	16.26
Pete Hoekstra	404	58.64
Tom George	4	.58

Rick Snyder.	157	22.79
WRITE-IN.	0	

REPRESENTATIVE IN CONGRESS 2ND DISTRICT
Vote for not more than 1

Bill Cooper.	75	10.98
Bill Huizenga	207	30.31
Wayne D. Kuipers	199	29.14
Chris Larson	3	.44
Field Reichardt	25	3.66
Jay Riemersma	157	22.99
Ted Schendel	17	2.49
WRITE-IN.	0	

STATE SENATOR 30TH DISTRICT
Vote for not more than 1

Arlan B. Meekhof	372	56.79
Timothy O'Donnell.	51	7.79
Brett VanderKamp	231	35.27
WRITE-IN.	1	.15

STATE REPRESENTATIVE 89TH DISTRICT
Vote for not more than 1

William Easterling, Jr..	9	1.62
Sec Garcia	21	3.78
Brandon M. Hall	14	2.52
John McNeil.	46	8.27
Jeffrey Meyer	62	11.15
David Miller	77	13.85
John Nash	57	10.25
Amanda Price	270	48.56
WRITE-IN.	0	

COUNTY COMMISSIONER 2ND DISTRICT
Vote for not more than 1

Philip Kuyers	459	98.92
WRITE-IN.	5	1.08

********** (Democratic) **********

GOVERNOR
Vote for not more than 1

Virg Bernero	40	59.70
Andy Dillon.	27	40.30
WRITE-IN.	0	

REPRESENTATIVE IN CONGRESS 2ND DISTRICT
Vote for not more than 1

Fred Johnson	49	73.13
Nicolette McClure	18	26.87
WRITE-IN	0	

STATE SENATOR 30TH DISTRICT
Vote for not more than 1

John Chester	61	98.39
WRITE-IN	1	1.61

STATE REPRESENTATIVE 89TH DISTRICT
Vote for not more than 1

Don Bergman	57	100.00
WRITE-IN	0	

COUNTY COMMISSIONER 2ND DISTRICT
Vote for not more than 1

WRITE-IN	3	100.00

********** (Nonpartisan) **********

JUDGE OF CIRCUIT COURT 20TH CIRCUIT
Vote for not more than 1

Kent D. Engle	315	57.48
Chris A. Houghtaling	29	5.29
David Rhem	201	36.68
WRITE-IN	3	.55

PORT SHELDON TOWNSHIP FIRE MILLAGE
Vote for not more than 1

YES	475	69.14
NO	212	30.86

ELECTION SUMMARY — PRIMARY ELECTION — OFFICIAL RESULTS
RUN DATE:08/18/10 — OTTAWA COUNTY, MICHIGAN
RUN TIME:11:27 AM — AUGUST 3, 2010
STATISTICS

1802 PORT SHELDON TWP P2

	VOTES	PERCENT
REGISTERED VOTERS - TOTAL	1263	
BALLOTS CAST - TOTAL	351	
BALLOTS CAST - REPUBLICAN	310	88.32
BALLOTS CAST - DEMOCRATIC	28	7.98
BALLOTS CAST - NONPARTISAN	13	3.70

VOTER TURNOUT - TOTAL		27.79

********** (Republican) **********

GOVERNOR
Vote for not more than 1

Mike Bouchard	16	5.18
Mike Cox	40	12.94
Pete Hoekstra	146	47.25
Tom George	4	1.29
Rick Snyder	103	33.33
WRITE-IN	0	

REPRESENTATIVE IN CONGRESS 2ND DISTRICT
Vote for not more than 1

Bill Cooper	36	11.96
Bill Huizenga	53	17.61
Wayne D. Kuipers	103	34.22
Chris Larson	4	1.33
Field Reichardt	32	10.63
Jay Riemersma	72	23.92
Ted Schendel	1	.33
WRITE-IN	0	

STATE SENATOR 30TH DISTRICT
Vote for not more than 1

Arlan B. Meekhof	151	52.25
Timothy O'Donnell	40	13.84
Brett VanderKamp	98	33.91
WRITE-IN	0	

STATE REPRESENTATIVE 89TH DISTRICT
Vote for not more than 1

William Easterling, Jr.	12	4.62
Sec Garcia	23	8.85
Brandon M. Hall	5	1.92
John McNeil	36	13.85
Jeffrey Meyer	26	10.00
David Miller	24	9.23
John Nash	45	17.31
Amanda Price	89	34.23
WRITE-IN	0	

COUNTY COMMISSIONER 2ND DISTRICT
Vote for not more than 1

Philip Kuyers	224	99.12
WRITE-IN	2	.88

********** (Democratic) **********

GOVERNOR
Vote for not more than 1

Virg Bernero	18	64.29
Andy Dillon	10	35.71
WRITE-IN	0	

REPRESENTATIVE IN CONGRESS 2ND DISTRICT
Vote for not more than 1

Fred Johnson	17	65.38
Nicolette McClure	9	34.62
WRITE-IN	0	

STATE SENATOR 30TH DISTRICT
Vote for not more than 1

John Chester	24	100.00
WRITE-IN	0	

STATE REPRESENTATIVE 89TH DISTRICT
Vote for not more than 1

Don Bergman	22	100.00
WRITE-IN	0	

COUNTY COMMISSIONER 2ND DISTRICT
Vote for not more than 1

WRITE-IN	6	100.00

********** (Nonpartisan) **********

JUDGE OF CIRCUIT COURT 20TH CIRCUIT
Vote for not more than 1

Kent D. Engle	128	45.23
Chris A. Houghtaling	28	9.89
David Rhem	127	44.88
WRITE-IN	0	

PORT SHELDON TOWNSHIP FIRE MILLAGE
Vote for not more than 1

YES	235	71.65
NO	93	28.35

ELECTION SUMMARY PRIMARY ELECTION OFFICIAL RESULTS
RUN DATE:08/18/10 OTTAWA COUNTY, MICHIGAN
RUN TIME:11:27 AM AUGUST 3, 2010

STATISTICS

1901 ROBINSON TWP P1

	VOTES	PERCENT
REGISTERED VOTERS - TOTAL	1958	
BALLOTS CAST - TOTAL	464	
BALLOTS CAST - REPUBLICAN	389	83.84
BALLOTS CAST - DEMOCRATIC	58	12.50
BALLOTS CAST - NONPARTISAN	17	3.66
VOTER TURNOUT - TOTAL		23.70

********** (Republican) **********

GOVERNOR
Vote for not more than 1

Mike Bouchard	11	2.84
Mike Cox	91	23.45
Pete Hoekstra	175	45.10
Tom George	3	.77
Rick Snyder	108	27.84
WRITE-IN	0	

REPRESENTATIVE IN CONGRESS 2ND DISTRICT
Vote for not more than 1

Bill Cooper	56	14.81
Bill Huizenga	64	16.93
Wayne D. Kuipers	134	35.45
Chris Larson	5	1.32
Field Reichardt	33	8.73
Jay Riemersma	79	20.90
Ted Schendel	7	1.85
WRITE-IN	0	

STATE SENATOR 30TH DISTRICT
Vote for not more than 1

Arlan B. Meekhof	221	59.09
Timothy O'Donnell	42	11.23
Brett VanderKamp	111	29.68
WRITE-IN	0	

STATE REPRESENTATIVE 89TH DISTRICT
Vote for not more than 1

William Easterling, Jr.	50	14.71
Sec Garcia	25	7.35
Brandon M. Hall	5	1.47
John McNeil	25	7.35
Jeffrey Meyer	25	7.35

David Miller	37	10.88
John Nash	60	17.65
Amanda Price	113	33.24
WRITE-IN.	0	

COUNTY COMMISSIONER 2ND DISTRICT
Vote for not more than 1

Philip Kuyers	295	98.99
WRITE-IN.	3	1.01

TREASURER ROBINSON TOWNSHIP
Vote for not more than 1

Bonnie Hayward.	293	98.65
WRITE-IN.	4	1.35

********** (Democratic) **********

GOVERNOR
Vote for not more than 1

Virg Bernero	29	50.00
Andy Dillon.	29	50.00
WRITE-IN.	0	

REPRESENTATIVE IN CONGRESS 2ND DISTRICT
Vote for not more than 1

Fred Johnson	29	52.73
Nicolette McClure.	26	47.27
WRITE-IN.	0	

STATE SENATOR 30TH DISTRICT
Vote for not more than 1

John Chester	49	98.00
WRITE-IN.	1	2.00

STATE REPRESENTATIVE 89TH DISTRICT
Vote for not more than 1

Don Bergman.	46	100.00
WRITE-IN.	0	

COUNTY COMMISSIONER 2ND DISTRICT
Vote for not more than 1

WRITE-IN.	6	100.00

TREASURER ROBINSON TOWNSHIP

Vote for not more than 1

WRITE-IN.	4	100.00

********** (Nonpartisan) **********

JUDGE OF CIRCUIT COURT 20TH CIRCUIT
Vote for not more than 1

Kent D. Engle	110	34.70
Chris A. Houghtaling.	81	25.55
David Rhem	125	39.43
WRITE-IN.	1	.32

ROBINSON TWP ROAD MAINTENANCE MILLAGE
Vote for not more than 1

YES	191	47.99
NO.	207	52.01

ELECTION SUMMARY PRIMARY ELECTION OFFICIAL RESULTS
RUN DATE:08/18/10 OTTAWA COUNTY, MICHIGAN
RUN TIME:11:27 AM AUGUST 3, 2010
STATISTICS

1902 ROBINSON TWP P2

	VOTES	PERCENT
REGISTERED VOTERS - TOTAL	1084	
BALLOTS CAST - TOTAL.	253	
BALLOTS CAST - REPUBLICAN	222	87.75
BALLOTS CAST - DEMOCRATIC	21	8.30
BALLOTS CAST - NONPARTISAN.	10	3.95
VOTER TURNOUT - TOTAL		23.34

********** (Republican) **********

GOVERNOR
Vote for not more than 1

Mike Bouchard	7	3.15
Mike Cox.	44	19.82
Pete Hoekstra	104	46.85
Tom George	4	1.80
Rick Snyder.	63	28.38
WRITE-IN.	0	

REPRESENTATIVE IN CONGRESS 2ND DISTRICT
Vote for not more than 1

Bill Cooper.	33	15.79
Bill Huizenga	34	16.27
Wayne D. Kuipers	71	33.97
Chris Larson	4	1.91

Field Reichardt	10	4.78
Jay Riemersma	43	20.57
Ted Schendel	14	6.70
WRITE-IN.	0	

STATE SENATOR 30TH DISTRICT
Vote for not more than 1

Arlan B. Meekhof	134	64.11
Timothy O'Donnell.	32	15.31
Brett VanderKamp	42	20.10
WRITE-IN.	1	.48

STATE REPRESENTATIVE 89TH DISTRICT
Vote for not more than 1

William Easterling, Jr..	28	14.00
Sec Garcia	33	16.50
Brandon M. Hall	4	2.00
John McNeil.	15	7.50
Jeffrey Meyer	13	6.50
David Miller	24	12.00
John Nash	23	11.50
Amanda Price	60	30.00
WRITE-IN.	0	

COUNTY COMMISSIONER 2ND DISTRICT
Vote for not more than 1

Philip Kuyers	153	98.71
WRITE-IN.	2	1.29

TREASURER ROBINSON TOWNSHIP
Vote for not more than 1

Bonnie Hayward.	164	98.20
WRITE-IN.	3	1.80

********** (Democratic) **********

GOVERNOR
Vote for not more than 1

Virg Bernero	15	71.43
Andy Dillon.	6	28.57
WRITE-IN.	0	

REPRESENTATIVE IN CONGRESS 2ND DISTRICT
Vote for not more than 1

Fred Johnson	12	63.16
Nicolette McClure.	7	36.84

WRITE-IN.	0	

STATE SENATOR 30TH DISTRICT
Vote for not more than 1

John Chester	15	100.00
WRITE-IN.	0	

STATE REPRESENTATIVE 89TH DISTRICT
Vote for not more than 1

Don Bergman.	16	100.00
WRITE-IN.	0	

COUNTY COMMISSIONER 2ND DISTRICT
Vote for not more than 1

WRITE-IN.	4	100.00

TREASURER ROBINSON TOWNSHIP
Vote for not more than 1

WRITE-IN.	3	100.00

********** (Nonpartisan) **********

JUDGE OF CIRCUIT COURT 20TH CIRCUIT
Vote for not more than 1

Kent D. Engle	69	36.90
Chris A. Houghtaling.	46	24.60
David Rhem	71	37.97
WRITE-IN.	1	.53

ROBINSON TWP ROAD MAINTENANCE MILLAGE
Vote for not more than 1

YES	93	38.75
NO.	147	61.25

ELECTION SUMMARY — PRIMARY ELECTION — OFFICIAL RESULTS
RUN DATE:08/18/10 — OTTAWA COUNTY, MICHIGAN
RUN TIME:11:27 AM — AUGUST 3, 2010
STATISTICS

1903 ROBINSON TWP P3

	VOTES	PERCENT
REGISTERED VOTERS - TOTAL	1221	
BALLOTS CAST - TOTAL.	301	
BALLOTS CAST - REPUBLICAN	271	90.03
BALLOTS CAST - DEMOCRATIC	20	6.64

BALLOTS CAST - NONPARTISAN.	10	3.32
VOTER TURNOUT - TOTAL		24.65

********** (Republican) **********

GOVERNOR
Vote for not more than 1

Mike Bouchard	9	3.33
Mike Cox.	50	18.52
Pete Hoekstra	163	60.37
Tom George	7	2.59
Rick Snyder.	41	15.19
WRITE-IN.	0	

REPRESENTATIVE IN CONGRESS 2ND DISTRICT
Vote for not more than 1

Bill Cooper.	33	12.36
Bill Huizenga	72	26.97
Wayne D. Kuipers	83	31.09
Chris Larson	1	.37
Field Reichardt	6	2.25
Jay Riemersma	65	24.34
Ted Schendel	7	2.62
WRITE-IN.	0	

STATE SENATOR 30TH DISTRICT
Vote for not more than 1

Arlan B. Meekhof	187	71.37
Timothy O'Donnell.	16	6.11
Brett VanderKamp	58	22.14
WRITE-IN.	1	.38

STATE REPRESENTATIVE 89TH DISTRICT
Vote for not more than 1

William Easterling, Jr..	27	11.69
Sec Garcia	59	25.54
Brandon M. Hall	10	4.33
John McNeil.	11	4.76
Jeffrey Meyer	34	14.72
David Miller	15	6.49
John Nash	31	13.42
Amanda Price	44	19.05
WRITE-IN.	0	

COUNTY COMMISSIONER 2ND DISTRICT
Vote for not more than 1

Philip Kuyers	212	99.53

WRITE-IN.	1	.47

TREASURER ROBINSON TOWNSHIP
Vote for not more than 1

Bonnie Hayward.	207	99.52
WRITE-IN.	1	.48

********** (Democratic) **********

GOVERNOR
Vote for not more than 1

Virg Bernero	9	52.94
Andy Dillon.	8	47.06
WRITE-IN.	0	

REPRESENTATIVE IN CONGRESS 2ND DISTRICT
Vote for not more than 1

Fred Johnson	13	68.42
Nicolette McClure.	6	31.58
WRITE-IN.	0	

STATE SENATOR 30TH DISTRICT
Vote for not more than 1

John Chester	17	100.00
WRITE-IN.	0	

STATE REPRESENTATIVE 89TH DISTRICT
Vote for not more than 1

Don Bergman.	17	100.00
WRITE-IN.	0	

COUNTY COMMISSIONER 2ND DISTRICT
Vote for not more than 1

WRITE-IN.	0	

TREASURER ROBINSON TOWNSHIP
Vote for not more than 1

WRITE-IN.	0	

********** (Nonpartisan) **********

JUDGE OF CIRCUIT COURT 20TH CIRCUIT
Vote for not more than 1

Kent D. Engle	93	44.08
Chris A. Houghtaling.	38	18.01

David Rhem	78	36.97
WRITE-IN.	2	.95

ROBINSON TWP ROAD MAINTENANCE MILLAGE
Vote for not more than 1

YES	124	45.59
NO.	148	54.41

ELECTION SUMMARY — PRIMARY ELECTION — OFFICIAL RESULTS
RUN DATE:08/18/10 — OTTAWA COUNTY, MICHIGAN
RUN TIME:11:27 AM — AUGUST 3, 2010
STATISTICS

2001 SPRING LAKE TWP P1

	VOTES	PERCENT
REGISTERED VOTERS - TOTAL	2001	
BALLOTS CAST - TOTAL.	647	
BALLOTS CAST - REPUBLICAN	562	86.86
BALLOTS CAST - DEMOCRATIC	70	10.82
BALLOTS CAST - NONPARTISAN.	15	2.32
VOTER TURNOUT - TOTAL		32.33

********** (Republican) **********

GOVERNOR
Vote for not more than 1

Mike Bouchard	19	3.41
Mike Cox.	69	12.39
Pete Hoekstra	286	51.35
Tom George	12	2.15
Rick Snyder.	170	30.52
WRITE-IN.	1	.18

REPRESENTATIVE IN CONGRESS 2ND DISTRICT
Vote for not more than 1

Bill Cooper.	164	30.09
Bill Huizenga	64	11.74
Wayne D. Kuipers	128	23.49
Chris Larson	4	.73
Field Reichardt	87	15.96
Jay Riemersma	85	15.60
Ted Schendel	12	2.20
WRITE-IN.	1	.18

STATE SENATOR 30TH DISTRICT
Vote for not more than 1

Arlan B. Meekhof	278	55.27

Timothy O'Donnell.	67	13.32
Brett VanderKamp	157	31.21
WRITE-IN.	1	.20

STATE REPRESENTATIVE 89TH DISTRICT
Vote for not more than 1

William Easterling, Jr..	9	1.81
Sec Garcia	21	4.22
Brandon M. Hall	9	1.81
John McNeil.	85	17.07
Jeffrey Meyer	12	2.41
David Miller	56	11.24
John Nash	169	33.94
Amanda Price	136	27.31
WRITE-IN.	1	.20

COUNTY COMMISSIONER 4TH DISTRICT
Vote for not more than 1

Jane M. Ruiter.	409	99.27
WRITE-IN.	3	.73

********** (Democratic) **********

GOVERNOR
Vote for not more than 1

Virg Bernero	42	60.00
Andy Dillon.	28	40.00
WRITE-IN.	0	

REPRESENTATIVE IN CONGRESS 2ND DISTRICT
Vote for not more than 1

Fred Johnson	39	59.09
Nicolette McClure.	27	40.91
WRITE-IN.	0	

STATE SENATOR 30TH DISTRICT
Vote for not more than 1

John Chester	51	100.00
WRITE-IN.	0	

STATE REPRESENTATIVE 89TH DISTRICT
Vote for not more than 1

Don Bergman.	52	100.00
WRITE-IN.	0	

COUNTY COMMISSIONER 4TH DISTRICT
Vote for not more than 1

WRITE-IN.	6	100.00

********** (Nonpartisan) **********

JUDGE OF CIRCUIT COURT 20TH CIRCUIT
Vote for not more than 1

Kent D. Engle	148	29.31
Chris A. Houghtaling.	90	17.82
David Rhem	266	52.67
WRITE-IN.	1	.20

ELECTION SUMMARY — PRIMARY ELECTION — OFFICIAL RESULTS
RUN DATE:08/18/10 — OTTAWA COUNTY, MICHIGAN
RUN TIME:11:27 AM — AUGUST 3, 2010
STATISTICS

2002 SPRING LAKE TWP P2

	VOTES	PERCENT
REGISTERED VOTERS - TOTAL	1313	
BALLOTS CAST - TOTAL.	412	
BALLOTS CAST - REPUBLICAN	370	89.81
BALLOTS CAST - DEMOCRATIC	26	6.31
BALLOTS CAST - NONPARTISAN.	16	3.88
VOTER TURNOUT - TOTAL		31.38

********** (Republican) **********

GOVERNOR
Vote for not more than 1

Mike Bouchard	15	4.05
Mike Cox.	63	17.03
Pete Hoekstra	171	46.22
Tom George	3	.81
Rick Snyder.	118	31.89
WRITE-IN.	0	

REPRESENTATIVE IN CONGRESS 2ND DISTRICT
Vote for not more than 1

Bill Cooper.	131	36.49
Bill Huizenga	35	9.75
Wayne D. Kuipers	91	25.35
Chris Larson	7	1.95
Field Reichardt	40	11.14
Jay Riemersma	53	14.76
Ted Schendel	2	.56
WRITE-IN.	0	

STATE SENATOR 30TH DISTRICT
Vote for not more than 1

Arlan B. Meekhof	180	54.38
Timothy O'Donnell.	27	8.16
Brett VanderKamp	122	36.86
WRITE-IN.	2	.60

STATE REPRESENTATIVE 89TH DISTRICT
Vote for not more than 1

William Easterling, Jr..	12	3.86
Sec Garcia	14	4.50
Brandon M. Hall	4	1.29
John McNeil.	55	17.68
Jeffrey Meyer	7	2.25
David Miller	41	13.18
John Nash	104	33.44
Amanda Price	74	23.79
WRITE-IN.	0	

COUNTY COMMISSIONER 4TH DISTRICT
Vote for not more than 1

Jane M. Ruiter.	233	98.31
WRITE-IN.	4	1.69

********** (Democratic) **********

GOVERNOR
Vote for not more than 1

Virg Bernero	11	42.31
Andy Dillon.	15	57.69
WRITE-IN.	0	

REPRESENTATIVE IN CONGRESS 2ND DISTRICT
Vote for not more than 1

Fred Johnson	14	53.85
Nicolette McClure.	11	42.31
WRITE-IN.	1	3.85

STATE SENATOR 30TH DISTRICT
Vote for not more than 1

John Chester	20	95.24
WRITE-IN.	1	4.76

STATE REPRESENTATIVE 89TH DISTRICT
Vote for not more than 1

Don Bergman.	19	95.00
WRITE-IN.	1	5.00

COUNTY COMMISSIONER 4TH DISTRICT
Vote for not more than 1

WRITE-IN.	2	100.00

********** (Nonpartisan) **********

JUDGE OF CIRCUIT COURT 20TH CIRCUIT
Vote for not more than 1

Kent D. Engle	53	17.97
Chris A. Houghtaling.	54	18.31
David Rhem	188	63.73
WRITE-IN.	0	

ELECTION SUMMARY — PRIMARY ELECTION — OFFICIAL RESULTS
RUN DATE:08/18/10 — OTTAWA COUNTY, MICHIGAN
RUN TIME:11:27 AM — AUGUST 3, 2010
STATISTICS

2003 SPRING LAKE TWP P3

	VOTES	PERCENT
REGISTERED VOTERS - TOTAL	2441	
BALLOTS CAST - TOTAL.	797	
BALLOTS CAST - REPUBLICAN	695	87.20
BALLOTS CAST - DEMOCRATIC	70	8.78
BALLOTS CAST - NONPARTISAN.	32	4.02
VOTER TURNOUT - TOTAL		32.65

********** (Republican) **********

GOVERNOR
Vote for not more than 1

Mike Bouchard	33	4.78
Mike Cox.	77	11.16
Pete Hoekstra	343	49.71
Tom George	10	1.45
Rick Snyder.	227	32.90
WRITE-IN.	0	

REPRESENTATIVE IN CONGRESS 2ND DISTRICT
Vote for not more than 1

Bill Cooper.	198	29.42
Bill Huizenga	75	11.14
Wayne D. Kuipers	146	21.69
Chris Larson	12	1.78
Field Reichardt	123	18.28

Jay Riemersma	113	16.79
Ted Schendel	6	.89
WRITE-IN.	0	

STATE SENATOR 30TH DISTRICT
Vote for not more than 1

Arlan B. Meekhof	301	48.16
Timothy O'Donnell.	80	12.80
Brett VanderKamp	244	39.04
WRITE-IN.	0	

STATE REPRESENTATIVE 89TH DISTRICT
Vote for not more than 1

William Easterling, Jr..	16	2.47
Sec Garcia	16	2.47
Brandon M. Hall	11	1.69
John McNeil.	118	18.18
Jeffrey Meyer	21	3.24
David Miller	94	14.48
John Nash	246	37.90
Amanda Price	126	19.41
WRITE-IN.	1	.15

COUNTY COMMISSIONER 4TH DISTRICT
Vote for not more than 1

Jane M. Ruiter.	526	99.25
WRITE-IN.	4	.75

********** (Democratic) **********

GOVERNOR
Vote for not more than 1

Virg Bernero	41	61.19
Andy Dillon.	25	37.31
WRITE-IN.	1	1.49

REPRESENTATIVE IN CONGRESS 2ND DISTRICT
Vote for not more than 1

Fred Johnson	33	50.77
Nicolette McClure.	32	49.23
WRITE-IN.	0	

STATE SENATOR 30TH DISTRICT
Vote for not more than 1

John Chester	58	100.00
WRITE-IN.	0	

STATE REPRESENTATIVE 89TH DISTRICT
Vote for not more than 1

Don Bergman.	57	100.00
WRITE-IN.	0	

COUNTY COMMISSIONER 4TH DISTRICT
Vote for not more than 1

WRITE-IN.	8	100.00

********** (Nonpartisan) **********

JUDGE OF CIRCUIT COURT 20TH CIRCUIT
Vote for not more than 1

Kent D. Engle	110	17.60
Chris A. Houghtaling.	96	15.36
David Rhem	418	66.88
WRITE-IN.	1	.16

ELECTION SUMMARY — PRIMARY ELECTION — OFFICIAL RESULTS
RUN DATE:08/18/10 — OTTAWA COUNTY, MICHIGAN
RUN TIME:11:27 AM — AUGUST 3, 2010
STATISTICS

2004 SPRING LAKE TWP P4

	VOTES	PERCENT
REGISTERED VOTERS - TOTAL	1991	
BALLOTS CAST - TOTAL.	669	
BALLOTS CAST - REPUBLICAN	568	84.90
BALLOTS CAST - DEMOCRATIC	86	12.86
BALLOTS CAST - NONPARTISAN.	15	2.24
VOTER TURNOUT - TOTAL		33.60

********** (Republican) **********

GOVERNOR
Vote for not more than 1

Mike Bouchard	20	3.64
Mike Cox.	91	16.55
Pete Hoekstra	249	45.27
Tom George	9	1.64
Rick Snyder.	181	32.91
WRITE-IN.	0	

REPRESENTATIVE IN CONGRESS 2ND DISTRICT
Vote for not more than 1

Bill Cooper.	112	20.29

Bill Huizenga	53	9.60
Wayne D. Kuipers	152	27.54
Chris Larson	7	1.27
Field Reichardt	154	27.90
Jay Riemersma	65	11.78
Ted Schendel	8	1.45
WRITE-IN.	1	.18

STATE SENATOR 30TH DISTRICT
Vote for not more than 1

Arlan B. Meekhof	276	54.65
Timothy O'Donnell.	65	12.87
Brett VanderKamp	162	32.08
WRITE-IN.	2	.40

STATE REPRESENTATIVE 89TH DISTRICT
Vote for not more than 1

William Easterling, Jr..	11	2.09
Sec Garcia	12	2.28
Brandon M. Hall	2	.38
John McNeil.	105	19.96
Jeffrey Meyer	14	2.66
David Miller	70	13.31
John Nash	195	37.07
Amanda Price	116	22.05
WRITE-IN.	1	.19

COUNTY COMMISSIONER 4TH DISTRICT
Vote for not more than 1

Jane M. Ruiter.	402	97.81
WRITE-IN.	9	2.19

********** (Democratic) **********

GOVERNOR
Vote for not more than 1

Virg Bernero	55	65.48
Andy Dillon.	29	34.52
WRITE-IN.	0	

REPRESENTATIVE IN CONGRESS 2ND DISTRICT
Vote for not more than 1

Fred Johnson	47	56.63
Nicolette McClure.	36	43.37
WRITE-IN.	0	

STATE SENATOR 30TH DISTRICT
Vote for not more than 1

John Chester	69	98.57
WRITE-IN.	1	1.43

STATE REPRESENTATIVE 89TH DISTRICT
Vote for not more than 1

Don Bergman.	69	100.00
WRITE-IN.	0	

COUNTY COMMISSIONER 4TH DISTRICT
Vote for not more than 1

WRITE-IN.	11	100.00

********** (Nonpartisan) **********

JUDGE OF CIRCUIT COURT 20TH CIRCUIT
Vote for not more than 1

Kent D. Engle	94	18.01
Chris A. Houghtaling.	79	15.13
David Rhem	346	66.28
WRITE-IN.	3	.57

ELECTION SUMMARY — PRIMARY ELECTION — OFFICIAL RESULTS
RUN DATE:08/18/10 — OTTAWA COUNTY, MICHIGAN
RUN TIME:11:27 AM — AUGUST 3, 2010
STATISTICS

2005 SPRING LAKE TWP P5

	VOTES	PERCENT
REGISTERED VOTERS - TOTAL	2140	
BALLOTS CAST - TOTAL.	733	
BALLOTS CAST - REPUBLICAN	640	87.31
BALLOTS CAST - DEMOCRATIC	76	10.37
BALLOTS CAST - NONPARTISAN.	17	2.32
VOTER TURNOUT - TOTAL		34.25

********** (Republican) **********

GOVERNOR
Vote for not more than 1

Mike Bouchard	23	3.65
Mike Cox.	109	17.30
Pete Hoekstra	296	46.98
Tom George	7	1.11
Rick Snyder.	195	30.95
WRITE-IN.	0	

REPRESENTATIVE IN CONGRESS 2ND DISTRICT
Vote for not more than 1

Bill Cooper.	161	26.05
Bill Huizenga	67	10.84
Wayne D. Kuipers	157	25.40
Chris Larson	11	1.78
Field Reichardt	114	18.45
Jay Riemersma	104	16.83
Ted Schendel	4	.65
WRITE-IN.	0	

STATE SENATOR 30TH DISTRICT
Vote for not more than 1

Arlan B. Meekhof	336	57.73
Timothy O'Donnell.	61	10.48
Brett VanderKamp	184	31.62
WRITE-IN.	1	.17

STATE REPRESENTATIVE 89TH DISTRICT
Vote for not more than 1

William Easterling, Jr..	11	1.96
Sec Garcia	9	1.60
Brandon M. Hall	6	1.07
John McNeil.	120	21.35
Jeffrey Meyer	12	2.14
David Miller	126	22.42
John Nash	179	31.85
Amanda Price	99	17.62
WRITE-IN.	0	

COUNTY COMMISSIONER 4TH DISTRICT
Vote for not more than 1

Jane M. Ruiter.	425	99.07
WRITE-IN.	4	.93

********** (Democratic) **********

GOVERNOR
Vote for not more than 1

Virg Bernero	46	60.53
Andy Dillon.	30	39.47
WRITE-IN.	0	

REPRESENTATIVE IN CONGRESS 2ND DISTRICT
Vote for not more than 1

Fred Johnson	50	70.42

Nicolette McClure.	21	29.58
WRITE-IN.	0	

STATE SENATOR 30TH DISTRICT
Vote for not more than 1

John Chester	61	100.00
WRITE-IN.	0	

STATE REPRESENTATIVE 89TH DISTRICT
Vote for not more than 1

Don Bergman.	54	100.00
WRITE-IN.	0	

COUNTY COMMISSIONER 4TH DISTRICT
Vote for not more than 1

WRITE-IN.	4	100.00

********** (Nonpartisan) **********

JUDGE OF CIRCUIT COURT 20TH CIRCUIT
Vote for not more than 1

Kent D. Engle	114	19.69
Chris A. Houghtaling.	77	13.30
David Rhem	388	67.01
WRITE-IN.	0	

ELECTION SUMMARY PRIMARY ELECTION OFFICIAL RESULTS
RUN DATE:08/18/10 OTTAWA COUNTY, MICHIGAN
RUN TIME:11:27 AM AUGUST 3, 2010
STATISTICS

2006 SPRING LAKE TWP P6

	VOTES	PERCENT
REGISTERED VOTERS - TOTAL	1176	
BALLOTS CAST - TOTAL.	240	
BALLOTS CAST - REPUBLICAN	209	87.08
BALLOTS CAST - DEMOCRATIC	29	12.08
BALLOTS CAST - NONPARTISAN.	2	.83
VOTER TURNOUT - TOTAL		20.41

********** (Republican) **********

GOVERNOR
Vote for not more than 1

Mike Bouchard	8	3.86
Mike Cox.	38	18.36
Pete Hoekstra	104	50.24

Tom George	3	1.45
Rick Snyder	54	26.09
WRITE-IN	0	

REPRESENTATIVE IN CONGRESS 2ND DISTRICT
Vote for not more than 1

Bill Cooper	80	40.61
Bill Huizenga	20	10.15
Wayne D. Kuipers	52	26.40
Chris Larson	2	1.02
Field Reichardt	23	11.68
Jay Riemersma	18	9.14
Ted Schendel	2	1.02
WRITE-IN	0	

STATE SENATOR 30TH DISTRICT
Vote for not more than 1

Arlan B. Meekhof	110	58.82
Timothy O'Donnell	23	12.30
Brett VanderKamp	54	28.88
WRITE-IN	0	

STATE REPRESENTATIVE 89TH DISTRICT
Vote for not more than 1

William Easterling, Jr.	6	3.03
Sec Garcia	7	3.54
Brandon M. Hall	4	2.02
John McNeil	29	14.65
Jeffrey Meyer	6	3.03
David Miller	29	14.65
John Nash	81	40.91
Amanda Price	36	18.18
WRITE-IN	0	

COUNTY COMMISSIONER 4TH DISTRICT
Vote for not more than 1

Jane M. Ruiter	150	99.34
WRITE-IN	1	.66

********** (Democratic) **********

GOVERNOR
Vote for not more than 1

Virg Bernero	13	44.83
Andy Dillon	16	55.17
WRITE-IN	0	

REPRESENTATIVE IN CONGRESS 2ND DISTRICT
Vote for not more than 1

Fred Johnson	11	42.31
Nicolette McClure	15	57.69
WRITE-IN	0	

STATE SENATOR 30TH DISTRICT
Vote for not more than 1

John Chester	24	100.00
WRITE-IN	0	

STATE REPRESENTATIVE 89TH DISTRICT
Vote for not more than 1

Don Bergman	25	100.00
WRITE-IN	0	

COUNTY COMMISSIONER 4TH DISTRICT
Vote for not more than 1

WRITE-IN	3	100.00

********** (Nonpartisan) **********

JUDGE OF CIRCUIT COURT 20TH CIRCUIT
Vote for not more than 1

Kent D. Engle	38	22.49
Chris A. Houghtaling	22	13.02
David Rhem	109	64.50
WRITE-IN	0	

ELECTION SUMMARY PRIMARY ELECTION OFFICIAL RESULTS
RUN DATE:08/18/10 OTTAWA COUNTY, MICHIGAN
RUN TIME:11:27 AM AUGUST 3, 2010
STATISTICS

2101 TALLMADGE TWP P1

	VOTES	PERCENT
REGISTERED VOTERS - TOTAL	2178	
BALLOTS CAST - TOTAL	553	
BALLOTS CAST - REPUBLICAN	483	87.34
BALLOTS CAST - DEMOCRATIC	63	11.39
BALLOTS CAST - NONPARTISAN	7	1.27
VOTER TURNOUT - TOTAL		25.39

********** (Republican) **********

GOVERNOR

Vote for not more than 1

Mike Bouchard	41	8.52
Mike Cox.	99	20.58
Pete Hoekstra	228	47.40
Tom George	6	1.25
Rick Snyder.	107	22.25
WRITE-IN.	0	

REPRESENTATIVE IN CONGRESS 2ND DISTRICT

Vote for not more than 1

Bill Cooper.	35	7.76
Bill Huizenga	98	21.73
Wayne D. Kuipers	144	31.93
Chris Larson	9	2.00
Field Reichardt	9	2.00
Jay Riemersma	141	31.26
Ted Schendel	14	3.10
WRITE-IN.	1	.22

STATE SENATOR 30TH DISTRICT

Vote for not more than 1

Arlan B. Meekhof	166	39.90
Timothy O'Donnell.	67	16.11
Brett VanderKamp	182	43.75
WRITE-IN.	1	.24

STATE REPRESENTATIVE 74TH DISTRICT

Vote for not more than 1

Dave Agema	376	99.47
WRITE-IN.	2	.53

COUNTY COMMISSIONER 5TH DISTRICT

Vote for not more than 1

Greg DeJong.	255	66.06
Matthew Hehl	131	33.94
WRITE-IN.	0	

********** (Democratic) **********

GOVERNOR

Vote for not more than 1

Virg Bernero	32	51.61
Andy Dillon.	30	48.39
WRITE-IN.	0	

REPRESENTATIVE IN CONGRESS 2ND DISTRICT

Vote for not more than 1

Fred Johnson	30	54.55
Nicolette McClure.	25	45.45
WRITE-IN.	0	

STATE SENATOR 30TH DISTRICT
Vote for not more than 1

John Chester	52	100.00
WRITE-IN.	0	

STATE REPRESENTATIVE 74TH DISTRICT
Vote for not more than 1

Leon E. Chase	52	100.00
WRITE-IN.	0	

COUNTY COMMISSIONER 5TH DISTRICT
Vote for not more than 1

WRITE-IN.	5	100.00

********** (Nonpartisan) **********

JUDGE OF CIRCUIT COURT 20TH CIRCUIT
Vote for not more than 1

Kent D. Engle	158	43.77
Chris A. Houghtaling.	55	15.24
David Rhem	146	40.44
WRITE-IN.	2	.55

TALLMADGE TOWNSHIP POLICE-FIRE MILLAGE
Vote for not more than 1

YES	338	66.93
NO.	167	33.07

ELECTION SUMMARY — PRIMARY ELECTION — OFFICIAL RESULTS
RUN DATE:08/18/10 — OTTAWA COUNTY, MICHIGAN
RUN TIME:11:27 AM — AUGUST 3, 2010
STATISTICS

2102 TALLMADGE TWP P2

	VOTES	PERCENT
REGISTERED VOTERS - TOTAL	2049	
BALLOTS CAST - TOTAL.	643	
BALLOTS CAST - REPUBLICAN	556	86.47
BALLOTS CAST - DEMOCRATIC	71	11.04
BALLOTS CAST - NONPARTISAN.	16	2.49
VOTER TURNOUT - TOTAL		31.38

********** (Republican) **********

GOVERNOR
Vote for not more than 1

Mike Bouchard	34	6.14
Mike Cox.	123	22.20
Pete Hoekstra	249	44.95
Tom George	7	1.26
Rick Snyder.	141	25.45
WRITE-IN.	0	

REPRESENTATIVE IN CONGRESS 2ND DISTRICT
Vote for not more than 1

Bill Cooper.	60	11.45
Bill Huizenga	106	20.23
Wayne D. Kuipers	171	32.63
Chris Larson	11	2.10
Field Reichardt	7	1.34
Jay Riemersma	165	31.49
Ted Schendel	4	.76
WRITE-IN.	0	

STATE SENATOR 30TH DISTRICT
Vote for not more than 1

Arlan B. Meekhof	211	45.09
Timothy O'Donnell.	88	18.80
Brett VanderKamp	169	36.11
WRITE-IN.	0	

STATE REPRESENTATIVE 74TH DISTRICT
Vote for not more than 1

Dave Agema	409	99.03
WRITE-IN.	4	.97

COUNTY COMMISSIONER 5TH DISTRICT
Vote for not more than 1

Greg DeJong.	284	67.46
Matthew Hehl	137	32.54
WRITE-IN.	0	

********** (Democratic) **********

GOVERNOR
Vote for not more than 1

Virg Bernero	46	64.79
Andy Dillon.	25	35.21

WRITE-IN.	0	

REPRESENTATIVE IN CONGRESS 2ND DISTRICT
Vote for not more than 1

Fred Johnson	37	56.06
Nicolette McClure.	29	43.94
WRITE-IN.	0	

STATE SENATOR 30TH DISTRICT
Vote for not more than 1

John Chester	62	100.00
WRITE-IN.	0	

STATE REPRESENTATIVE 74TH DISTRICT
Vote for not more than 1

Leon E. Chase	52	100.00
WRITE-IN.	0	

COUNTY COMMISSIONER 5TH DISTRICT
Vote for not more than 1

WRITE-IN.	5	100.00

********** (Nonpartisan) **********

JUDGE OF CIRCUIT COURT 20TH CIRCUIT
Vote for not more than 1

Kent D. Engle	190	49.87
Chris A. Houghtaling.	41	10.76
David Rhem	147	38.58
WRITE-IN.	3	.79

TALLMADGE TOWNSHIP POLICE-FIRE MILLAGE
Vote for not more than 1

YES	409	70.88
NO.	168	29.12

ELECTION SUMMARY PRIMARY ELECTION OFFICIAL RESULTS
RUN DATE:08/18/10 OTTAWA COUNTY, MICHIGAN
RUN TIME:11:27 AM AUGUST 3, 2010
STATISTICS

2103 TALLMADGE TWP P3

	VOTES	PERCENT
REGISTERED VOTERS - TOTAL	1402	
BALLOTS CAST - TOTAL.	446	

BALLOTS CAST - REPUBLICAN	404	90.58
BALLOTS CAST - DEMOCRATIC	39	8.74
BALLOTS CAST - NONPARTISAN	3	.67
VOTER TURNOUT - TOTAL		31.81

********** (Republican) **********

GOVERNOR
Vote for not more than 1

Mike Bouchard	15	3.72
Mike Cox	80	19.85
Pete Hoekstra	230	57.07
Tom George	1	.25
Rick Snyder	76	18.86
WRITE-IN	1	.25

REPRESENTATIVE IN CONGRESS 2ND DISTRICT
Vote for not more than 1

Bill Cooper	29	7.51
Bill Huizenga	81	20.98
Wayne D. Kuipers	146	37.82
Chris Larson	1	.26
Field Reichardt	4	1.04
Jay Riemersma	114	29.53
Ted Schendel	9	2.33
WRITE-IN	2	.52

STATE SENATOR 30TH DISTRICT
Vote for not more than 1

Arlan B. Meekhof	197	55.81
Timothy O'Donnell	39	11.05
Brett VanderKamp	115	32.58
WRITE-IN	2	.57

STATE REPRESENTATIVE 74TH DISTRICT
Vote for not more than 1

Dave Agema	331	99.70
WRITE-IN	1	.30

COUNTY COMMISSIONER 5TH DISTRICT
Vote for not more than 1

Greg DeJong	202	58.21
Matthew Hehl	145	41.79
WRITE-IN	0	

********** (Democratic) **********

GOVERNOR
Vote for not more than 1

Virg Bernero	22	56.41
Andy Dillon.	17	43.59
WRITE-IN.	0	

REPRESENTATIVE IN CONGRESS 2ND DISTRICT
Vote for not more than 1

Fred Johnson	20	58.82
Nicolette McClure.	14	41.18
WRITE-IN.	0	

STATE SENATOR 30TH DISTRICT
Vote for not more than 1

John Chester	31	100.00
WRITE-IN.	0	

STATE REPRESENTATIVE 74TH DISTRICT
Vote for not more than 1

Leon E. Chase	32	100.00
WRITE-IN.	0	

COUNTY COMMISSIONER 5TH DISTRICT
Vote for not more than 1

WRITE-IN.	4	100.00

********** (Nonpartisan) **********

JUDGE OF CIRCUIT COURT 20TH CIRCUIT
Vote for not more than 1

Kent D. Engle	112	40.29
Chris A. Houghtaling.	25	8.99
David Rhem	141	50.72
WRITE-IN.	0	

TALLMADGE TOWNSHIP POLICE-FIRE MILLAGE
Vote for not more than 1

YES	279	68.38
NO.	129	31.62

ELECTION SUMMARY PRIMARY ELECTION OFFICIAL RESULTS
RUN DATE:08/18/10 OTTAWA COUNTY, MICHIGAN
RUN TIME:11:27 AM AUGUST 3, 2010
STATISTICS

2201 WRIGHT TWP P1

	VOTES	PERCENT
REGISTERED VOTERS - TOTAL	1195	
BALLOTS CAST - TOTAL.	418	
BALLOTS CAST - REPUBLICAN	385	92.11
BALLOTS CAST - DEMOCRATIC	23	5.50
BALLOTS CAST - NONPARTISAN.	10	2.39
VOTER TURNOUT - TOTAL		34.98

********** (Republican) **********

GOVERNOR
Vote for not more than 1

Mike Bouchard	23	5.97
Mike Cox.	118	30.65
Pete Hoekstra	161	41.82
Tom George	3	.78
Rick Snyder.	80	20.78
WRITE-IN.	0	

REPRESENTATIVE IN CONGRESS 2ND DISTRICT
Vote for not more than 1

Bill Cooper.	49	13.28
Bill Huizenga	89	24.12
Wayne D. Kuipers	144	39.02
Chris Larson	3	.81
Field Reichardt	1	.27
Jay Riemersma	80	21.68
Ted Schendel	3	.81
WRITE-IN.	0	

STATE SENATOR 30TH DISTRICT
Vote for not more than 1

Arlan B. Meekhof	171	51.35
Timothy O'Donnell.	54	16.22
Brett VanderKamp	108	32.43
WRITE-IN.	0	

STATE REPRESENTATIVE 74TH DISTRICT
Vote for not more than 1

Dave Agema	326	100.00
WRITE-IN.	0	

COUNTY COMMISSIONER 5TH DISTRICT
Vote for not more than 1

Greg DeJong.	147	40.27
Matthew Hehl	218	59.73

WRITE-IN.	0	

TREASURER WRIGHT TOWNSHIP
Vote for not more than 1

Tracy Worrell	301	100.00
WRITE-IN.	0	

********** (Democratic) **********

GOVERNOR
Vote for not more than 1

Virg Bernero	11	47.83
Andy Dillon.	12	52.17
WRITE-IN.	0	

REPRESENTATIVE IN CONGRESS 2ND DISTRICT
Vote for not more than 1

Fred Johnson	13	59.09
Nicolette McClure.	9	40.91
WRITE-IN.	0	

STATE SENATOR 30TH DISTRICT
Vote for not more than 1

John Chester	19	100.00
WRITE-IN.	0	

STATE REPRESENTATIVE 74TH DISTRICT
Vote for not more than 1

Leon E. Chase	20	100.00
WRITE-IN.	0	

COUNTY COMMISSIONER 5TH DISTRICT
Vote for not more than 1

WRITE-IN.	5	100.00

TREASURER WRIGHT TOWNSHIP
Vote for not more than 1

WRITE-IN.	3	100.00

********** (Nonpartisan) **********

JUDGE OF CIRCUIT COURT 20TH CIRCUIT
Vote for not more than 1

Kent D. Engle	117	50.00
Chris A. Houghtaling.	32	13.68

David Rhem	85	36.32
WRITE-IN.	0	

ELECTION SUMMARY PRIMARY ELECTION OFFICIAL RESULTS
RUN DATE:08/18/10 OTTAWA COUNTY, MICHIGAN
RUN TIME:11:27 AM AUGUST 3, 2010
STATISTICS

2202 WRIGHT TWP P2

	VOTES	PERCENT
REGISTERED VOTERS - TOTAL	1043	
BALLOTS CAST - TOTAL.	270	
BALLOTS CAST - REPUBLICAN	232	85.93
BALLOTS CAST - DEMOCRATIC	30	11.11
BALLOTS CAST - NONPARTISAN.	8	2.96
VOTER TURNOUT - TOTAL		25.89

********** (Republican) **********

GOVERNOR
Vote for not more than 1

Mike Bouchard	10	4.31
Mike Cox.	52	22.41
Pete Hoekstra	79	34.05
Tom George	7	3.02
Rick Snyder.	84	36.21
WRITE-IN.	0	

REPRESENTATIVE IN CONGRESS 2ND DISTRICT
Vote for not more than 1

Bill Cooper.	19	8.80
Bill Huizenga	42	19.44
Wayne D. Kuipers	69	31.94
Chris Larson	7	3.24
Field Reichardt	10	4.63
Jay Riemersma	64	29.63
Ted Schendel	5	2.31
WRITE-IN.	0	

STATE SENATOR 30TH DISTRICT
Vote for not more than 1

Arlan B. Meekhof	74	37.76
Timothy O'Donnell.	45	22.96
Brett VanderKamp	77	39.29
WRITE-IN.	0	

STATE REPRESENTATIVE 74TH DISTRICT

Vote for not more than 1

Dave Agema	175	100.00
WRITE-IN.	0	

COUNTY COMMISSIONER 5TH DISTRICT

Vote for not more than 1

Greg DeJong.	98	50.26
Matthew Hehl	97	49.74
WRITE-IN.	0	

TREASURER WRIGHT TOWNSHIP

Vote for not more than 1

Tracy Worrell	167	99.40
WRITE-IN.	1	.60

********** (Democratic) **********

GOVERNOR

Vote for not more than 1

Virg Bernero	13	43.33
Andy Dillon.	17	56.67
WRITE-IN.	0	

REPRESENTATIVE IN CONGRESS 2ND DISTRICT

Vote for not more than 1

Fred Johnson	14	50.00
Nicolette McClure.	14	50.00
WRITE-IN.	0	

STATE SENATOR 30TH DISTRICT

Vote for not more than 1

John Chester	23	100.00
WRITE-IN.	0	

STATE REPRESENTATIVE 74TH DISTRICT

Vote for not more than 1

Leon E. Chase	22	100.00
WRITE-IN.	0	

COUNTY COMMISSIONER 5TH DISTRICT

Vote for not more than 1

WRITE-IN.	1	100.00

TREASURER WRIGHT TOWNSHIP

Vote for not more than 1

WRITE-IN.	1	100.00

********** (Nonpartisan) **********

JUDGE OF CIRCUIT COURT 20TH CIRCUIT
Vote for not more than 1

Kent D. Engle	64	43.54
Chris A. Houghtaling.	39	26.53
David Rhem	44	29.93
WRITE-IN.	0	

ELECTION SUMMARY — PRIMARY ELECTION — OFFICIAL RESULTS
RUN DATE:08/18/10 — OTTAWA COUNTY, MICHIGAN
RUN TIME:11:27 AM — AUGUST 3, 2010
STATISTICS

2301 ZEELAND TWP P1

	VOTES	PERCENT
REGISTERED VOTERS - TOTAL	1893	
BALLOTS CAST - TOTAL.	672	
BALLOTS CAST - REPUBLICAN	646	96.13
BALLOTS CAST - DEMOCRATIC	17	2.53
BALLOTS CAST - NONPARTISAN.	9	1.34
VOTER TURNOUT - TOTAL		35.50

********** (Republican) **********

GOVERNOR
Vote for not more than 1

Mike Bouchard	18	2.79
Mike Cox.	79	12.23
Pete Hoekstra	452	69.97
Tom George	2	.31
Rick Snyder.	95	14.71
WRITE-IN.	0	

REPRESENTATIVE IN CONGRESS 2ND DISTRICT
Vote for not more than 1

Bill Cooper.	55	8.58
Bill Huizenga	257	40.09
Wayne D. Kuipers	152	23.71
Chris Larson	2	.31
Field Reichardt	4	.62
Jay Riemersma	160	24.96
Ted Schendel	9	1.40
WRITE-IN.	2	.31

STATE SENATOR 30TH DISTRICT
Vote for not more than 1

Arlan B. Meekhof	335	54.56
Timothy O'Donnell	27	4.40
Brett VanderKamp	252	41.04
WRITE-IN	0	

STATE REPRESENTATIVE 90TH DISTRICT
Vote for not more than 1

Joe Haveman	523	99.43
WRITE-IN	3	.57

COUNTY COMMISSIONER 9TH DISTRICT
Vote for not more than 1

Robert W. Karsten	510	99.42
WRITE-IN	3	.58

********** (Democratic) **********

GOVERNOR
Vote for not more than 1

Virg Bernero	11	64.71
Andy Dillon	6	35.29
WRITE-IN	0	

REPRESENTATIVE IN CONGRESS 2ND DISTRICT
Vote for not more than 1

Fred Johnson	9	52.94
Nicolette McClure	8	47.06
WRITE-IN	0	

STATE SENATOR 30TH DISTRICT
Vote for not more than 1

John Chester	15	100.00
WRITE-IN	0	

STATE REPRESENTATIVE 90TH DISTRICT
Vote for not more than 1

WRITE-IN	0	

COUNTY COMMISSIONER 9TH DISTRICT
Vote for not more than 1

WRITE-IN	0	

********** (Nonpartisan) **********

JUDGE OF CIRCUIT COURT 20TH CIRCUIT
Vote for not more than 1

Kent D. Engle	337	69.06
Chris A. Houghtaling.	34	6.97
David Rhem	115	23.57
WRITE-IN.	2	.41

ZEELAND TOWNSHIP FIRE MILLAGE
Vote for not more than 1

YES	441	70.45
NO.	185	29.55

ELECTION SUMMARY — PRIMARY ELECTION — OFFICIAL RESULTS
RUN DATE:08/18/10 — OTTAWA COUNTY, MICHIGAN
RUN TIME:11:27 AM — AUGUST 3, 2010
STATISTICS

2302 ZEELAND TWP P2

	VOTES	PERCENT
REGISTERED VOTERS - TOTAL	2465	
BALLOTS CAST - TOTAL.	1071	
BALLOTS CAST - REPUBLICAN	1015	94.77
BALLOTS CAST - DEMOCRATIC	40	3.73
BALLOTS CAST - NONPARTISAN.	16	1.49
VOTER TURNOUT - TOTAL		43.45

********** (Republican) **********

GOVERNOR
Vote for not more than 1

Mike Bouchard	21	2.07
Mike Cox.	122	12.02
Pete Hoekstra	702	69.16
Tom George	7	.69
Rick Snyder.	163	16.06
WRITE-IN.	0	

REPRESENTATIVE IN CONGRESS 2ND DISTRICT
Vote for not more than 1

Bill Cooper.	57	5.65
Bill Huizenga	478	47.42
Wayne D. Kuipers	195	19.35
Chris Larson	4	.40
Field Reichardt	2	.20
Jay Riemersma	241	23.91
Ted Schendel	31	3.08
WRITE-IN.	0	

STATE SENATOR 30TH DISTRICT
Vote for not more than 1

Arlan B. Meekhof	507	54.34
Timothy O'Donnell.	39	4.18
Brett VanderKamp	387	41.48
WRITE-IN.	0	

STATE REPRESENTATIVE 90TH DISTRICT
Vote for not more than 1

Joe Haveman.	816	99.88
WRITE-IN.	1	.12

COUNTY COMMISSIONER 9TH DISTRICT
Vote for not more than 1

Robert W. Karsten.	802	100.00
WRITE-IN.	0	

********** (Democratic) **********

GOVERNOR
Vote for not more than 1

Virg Bernero	25	62.50
Andy Dillon.	15	37.50
WRITE-IN.	0	

REPRESENTATIVE IN CONGRESS 2ND DISTRICT
Vote for not more than 1

Fred Johnson	23	58.97
Nicolette McClure.	16	41.03
WRITE-IN.	0	

STATE SENATOR 30TH DISTRICT
Vote for not more than 1

John Chester	36	100.00
WRITE-IN.	0	

STATE REPRESENTATIVE 90TH DISTRICT
Vote for not more than 1

WRITE-IN.	3	100.00

COUNTY COMMISSIONER 9TH DISTRICT
Vote for not more than 1

WRITE-IN.	1	100.00

********** (Nonpartisan) **********

JUDGE OF CIRCUIT COURT 20TH CIRCUIT
Vote for not more than 1

Kent D. Engle	559	68.76
Chris A. Houghtaling.	34	4.18
David Rhem	218	26.81
WRITE-IN.	2	.25

ZEELAND TOWNSHIP FIRE MILLAGE
Vote for not more than 1

YES	738	75.08
NO.	245	24.92

ELECTION SUMMARY
RUN DATE:08/18/10
RUN TIME:11:27 AM

PRIMARY ELECTION
OTTAWA COUNTY, MICHIGAN
AUGUST 3, 2010
STATISTICS

OFFICIAL RESULTS

2303 ZEELAND TWP P3

	VOTES	PERCENT
REGISTERED VOTERS - TOTAL	2128	
BALLOTS CAST - TOTAL.	858	
BALLOTS CAST - REPUBLICAN	820	95.57
BALLOTS CAST - DEMOCRATIC	23	2.68
BALLOTS CAST - NONPARTISAN.	15	1.75
VOTER TURNOUT - TOTAL		40.32

********** (Republican) **********

GOVERNOR
Vote for not more than 1

Mike Bouchard	17	2.07
Mike Cox.	126	15.37
Pete Hoekstra	577	70.37
Tom George	2	.24
Rick Snyder.	98	11.95
WRITE-IN.	0	

REPRESENTATIVE IN CONGRESS 2ND DISTRICT
Vote for not more than 1

Bill Cooper.	51	6.32
Bill Huizenga	389	48.20
Wayne D. Kuipers	152	18.84
Chris Larson	4	.50
Field Reichardt	7	.87
Jay Riemersma	197	24.41

Ted Schendel	7	.87
WRITE-IN.	0	

STATE SENATOR 30TH DISTRICT
Vote for not more than 1

Arlan B. Meekhof	424	56.31
Timothy O'Donnell.	37	4.91
Brett VanderKamp	291	38.65
WRITE-IN.	1	.13

STATE REPRESENTATIVE 90TH DISTRICT
Vote for not more than 1

Joe Haveman.	660	99.70
WRITE-IN.	2	.30

COUNTY COMMISSIONER 9TH DISTRICT
Vote for not more than 1

Robert W. Karsten.	656	99.85
WRITE-IN.	1	.15

********** (Democratic) **********

GOVERNOR
Vote for not more than 1

Virg Bernero	15	65.22
Andy Dillon.	8	34.78
WRITE-IN.	0	

REPRESENTATIVE IN CONGRESS 2ND DISTRICT
Vote for not more than 1

Fred Johnson	14	70.00
Nicolette McClure.	6	30.00
WRITE-IN.	0	

STATE SENATOR 30TH DISTRICT
Vote for not more than 1

John Chester	21	100.00
WRITE-IN.	0	

STATE REPRESENTATIVE 90TH DISTRICT
Vote for not more than 1

WRITE-IN.	1	100.00

COUNTY COMMISSIONER 9TH DISTRICT

Vote for not more than 1

WRITE-IN.	1	100.00

********** (Nonpartisan) **********

JUDGE OF CIRCUIT COURT 20TH CIRCUIT

Vote for not more than 1

Kent D. Engle	546	82.48
Chris A. Houghtaling.	17	2.57
David Rhem	99	14.95
WRITE-IN.	0	

ZEELAND TOWNSHIP FIRE MILLAGE

Vote for not more than 1

YES	575	72.78
NO.	215	27.22

Statement of Votes Cast
Presque Isle County, MI
2010 Primary
SOVC For Jurisdiction Wide, All Counters, All Races

Date:08/03/10
Time:23:14:41
Page:4 of 63

	R D1 Congress									
	Reg. Voters	Total Votes	Jason Allen (REP)		Dan Benishek (REP)		Patrick Donlon (REP)		Linda Goldthorpe (REP)	
Jurisdiction Wide										
Allis Township, Precinct 1	748	78	33	42.31%	36	46.15%	0	0.00%	5	6.41%
Bearinger Township, Precinct 1	333	123	44	35.77%	54	43.90%	2	1.63%	13	10.57%
Belknap Township, Precinct 1	555	134	70	52.24%	52	38.81%	6	4.48%	3	2.24%
Bismarck Township, Precinct 1	328	66	22	33.33%	37	56.06%	0	0.00%	2	3.03%
Case Township, Precinct 1	659	118	34	28.81%	69	58.47%	2	1.69%	7	5.93%
Krakow Township, Precinct 1	580	86	33	38.37%	43	50.00%	2	2.33%	3	3.49%
Metz Township, Precinct 1	242	44	27	61.36%	11	25.00%	1	2.27%	3	6.82%
Moltke Township, Precinct 1	221	50	27	54.00%	20	40.00%	1	2.00%	0	0.00%
North Allis Township, Precinct 1	438	46	26	56.52%	14	30.43%	0	0.00%	2	4.35%
Ocqueoc Township, Precinct 1	537	112 ~~113~~	37	32.74%	59	52.21%	1	0.88%	9	7.96%
Posen Township, Precinct 1	620	73	42	57.53%	23	31.51%	2	2.74%	2	2.74%
Presque Isle Township, Precinct 1	1547	301 ~~303~~	118	38.94%	145	47.85%	8	2.64%	14	4.62%
Pulawski Township, Precinct 1	262	34	15	44.12%	17	50.00%	0	0.00%	0	0.00%
Rogers Township, Precinct 1	826	188	77	40.96%	96	51.06%	6	3.19%	2	1.06%
City of Onaway, Precinct 1	699	71	39	54.93%	18	25.35%	4	5.63%	4	5.63%
City of Rogers City, Precinct 1	1093	~~170~~ 169	102	60.36%	58 ~~57~~	33.73%	2	1.18%	6	3.55%
City of Rogers City, Precinct 2	861	141	76	53.90%	52	36.88%	1	0.71%	2	1.42%
City of Rogers City, Precinct 3	271	54	23	42.59%	25	46.30%	3	5.56%	0	0.00%
Total	10820	~~1901~~ 1889	845	44.69%	~~828~~ 829	43.79%	41	2.17%	77	4.07%

Statement of Votes Cast
Presque Isle County, MI
2010 Primary
SOVC For Jurisdiction Wide, All Counters, All Races

Date:08/03/10
Time:23:14:41
Page:5 of 63

R D1 Congress

	Don Hooper (REP)		Tom Stillings (REP)		Write-In Votes	
Jurisdiction Wide						
Allis Township, Precinct 1	1	1.28%	3	3.85%	0	0.00%
Bearinger Township, Precinct 1	4	3.25%	6	4.88%	0	0.00%
Belknap Township, Precinct 1	1	0.75%	2	1.49%	0	0.00%
Bismarck Township, Precinct 1	3	4.55%	2	3.03%	0	0.00%
Case Township, Precinct 1	2	1.69%	4	3.39%	0	0.00%
Krakow Township, Precinct 1	3	3.49%	2	2.33%	0	0.00%
Metz Township, Precinct 1	2	4.55%	0	0.00%	0	0.00%
Moltke Township, Precinct 1	0	0.00%	2	4.00%	0	0.00%
North Allis Township, Precinct 1	3	6.52%	1	2.17%	0	0.00%
Ocqueoc Township, Precinct 1	2	1.77%	4	3.54%	01	0.88%
Posen Township, Precinct 1	3	4.11%	1	1.37%	0	0.00%
Presque Isle Township, Precinct 1	7	2.31%	9	2.97%	02	0.66%
Pulawski Township, Precinct 1	0	0.00%	2	5.88%	0	0.00%
Rogers Township, Precinct 1	3	1.60%	4	2.13%	0	0.00%
City of Onaway, Precinct 1	0	0.00%	6	8.45%	0	0.00%
City of Rogers City, Precinct 1	0	0.00%	2	1.18%	0	0.00%
City of Rogers City, Precinct 2	2	1.42%	8	5.67%	0	0.00%
City of Rogers City, Precinct 3	0	0.00%	3	5.56%	0	0.00%
Total	36	1.90%	61	3.23%	3 0	0.16%

✓ ✓

Election Summary Report
Presque Isle County, MI
2010 Primary
Summary For Jurisdiction Wide, All Counters, All Races

Date:08/03/10
Time:23:08:06

Registered Voters 10820 - Cards Cast ~~3047~~ 3048 28.16% Num. Report Precinct 18 - Num. Reporting 18 100.00%

R Governor

		REP Total	
Number of Precincts		18	
Precincts Reporting		18	100.0 %
Total Votes		1969	
Mike Bouchard	REP	191	9.70%
Mike Cox	REP	526	26.71%
Tom George	REP	18	0.91%
Pete Hoekstra	REP	564	28.64%
Rick Snyder	REP	670 ~~669~~	33.98%
Write-in Votes		0 ~~1~~	0.05%

R D1 Congress

		REP Total	
Number of Precincts		18	
Precincts Reporting		18	100.0 %
Total Votes		1889 ~~1891~~	
Jason Allen	REP	845	44.69%
Dan Benishek	REP	829 ~~828~~	43.79%
Patrick Donlon	REP	41	2.17%
Linda Goldthorpe	REP	77	4.07%
Don Hooper	REP	36	1.90%
Tom Stillings	REP	61	3.23%
Write-in Votes		0 ~~3~~	0.16%

R D37 Senator

		REP Total	
Number of Precincts		18	
Precincts Reporting		18	100.0 %
Total Votes		1673 ~~1675~~	
Randy Bishop	REP	874 ~~873~~	52.12%
Howard Walker	REP	799	47.70%
Write-in Votes		0 ~~3~~	0.18%

R D106 Representative

		REP Total	
Number of Precincts		18	
Precincts Reporting		18	100.0 %
Total Votes		1556 ~~1569~~	
Peter Pettalia	REP	1556 ~~1555~~	99.11%
Write-in Votes		0 ~~14~~	0.89%

R D1 Commissioner

		REP Total	
Number of Precincts		4	
Precincts Reporting		4	100.0 %
Total Votes		0 ~~22~~	
Write-in Votes		0 ~~22~~	100.00%

Election Summary Report
Presque Isle County, MI
2010 Primary
Summary For Jurisdiction Wide, All Counters, All Races

Registered Voters 10820 - Cards Cast ~~3047~~ 3048 28.16% Num. Report Precinct 18 - Num. Reporting 18 100.00%

R D2 Commissioner

		Total	
Number of Precincts		5	
Precincts Reporting		5	100.0 %
Total Votes		393 ~~395~~	
Kristin Sorgenfrei	REP	393	99.49%
Write-in Votes		0 ~~2~~	0.51%

R D3 Commissioner

		Total	
Number of Precincts		2	
Precincts Reporting		2	100.0 %
Total Votes		0 ~~16~~	
Write-in Votes		0 ~~16~~	100.00%

R D4 Commissioner

		Total	
Number of Precincts		6	
Precincts Reporting		6	100.0 %
Total Votes		360 ~~361~~	
Carl Altman	REP	232	64.27%
Allan Berg	REP	128	35.46%
Write-in Votes		0 ~~1~~	0.28%

R D5 Commissioner

		Total	
Number of Precincts		3	
Precincts Reporting		3	100.0 %
Total Votes		401 ~~404~~	
Stephen Lang	REP	401	99.26%
Write-in Votes		0 ~~3~~	0.74%

R Allis PT Clerk

		Total	
Number of Precincts		1	
Precincts Reporting		1	100.0 %
Total Votes		51	
Teresa A. Splan	REP	51	100.00%
Write-in Votes		0	0.00%

R Metz PT Supervisor

		Total	
Number of Precincts		1	
Precincts Reporting		1	100.0 %
Total Votes		0 ~~2~~	
Write-in Votes		0 ~~2~~	100.00%

Election Summary Report
Presque Isle County, MI
2010 Primary
Summary For Jurisdiction Wide, All Counters, All Races

Registered Voters 10820 - Cards Cast ~~3047~~ 3048 28.16% Num. Report Precinct 18 - Num. Reporting 18 100.00%

R Moltke PT Treasurer

		Total	
Number of Precincts		1	
Precincts Reporting		1	100.0 %
Total Votes		50	
Gloria Adrian	REP	50	100.00%
Write-in Votes		0	0.00%

R Pulawski PT Trustee

		Total	
Number of Precincts		1	
Precincts Reporting		1	100.0 %
Total Votes		0 ~~3~~	
Write-in Votes		0 ~~3~~	100.00%

R Allis Delegate

		Total	
Number of Precincts		1	
Precincts Reporting		1	100.0 %
Total Votes		0 ~~14~~	
Write-in Votes		0 ~~14~~	100.00%

R Bearinger Delegate

		Total	
Number of Precincts		1	
Precincts Reporting		1	100.0 %
Total Votes		95 ~~96~~	
James McKindles	REP	77	80.21%
Write-in Votes Barbara Knight		9 ~~19~~	19.79%
James Knight (Winner by draw)		9	

R Belknap Delegate

		Total	
Number of Precincts		1	
Precincts Reporting		1	100.0 %
Total Votes		127 ~~130~~	
Jennifer Kuznicki	REP	124	95.38%
Write-in Votes Allan Berg		3 ~~6~~	4.62%

R Bismarck Delegate

		Total	
Number of Precincts		1	
Precincts Reporting		1	100.0 %
Total Votes		95	
Barbara J Durflinger	REP	48	50.53%
Duane L. Durflinger	REP	47	49.47%
Write-in Votes		0	0.00%

Election Summary Report
Presque Isle County, MI
2010 Primary
Summary For Jurisdiction Wide, All Counters, All Races

Registered Voters 10820 - Cards Cast ~~3047~~ 3048 28.16% Num. Report Precinct 18 - Num. Reporting 18 100.00%

R Case Delegate

		REP Total	
Number of Precincts		1	
Precincts Reporting		1	100.0 %
Total Votes		140	
Cynthia J. Minier	REP	70	50.00%
William C. Minier	REP	70	50.00%
Write-in Votes		0	0.00%

R Krakow Delegate

	REP Total	
Number of Precincts	1	
Precincts Reporting	1	100.0 %
Total Votes	0	
Write-in Votes	0	N/A

R Metz Delegate

	REP Total	
Number of Precincts	1	
Precincts Reporting	1	100.0 %
Total Votes	0 ~~2~~	
Write-in Votes	0 ~~2~~	100.00%

R Moltke Delegate

	REP Total	
Number of Precincts	1	
Precincts Reporting	1	100.0 %
Total Votes	0 ~~4~~	
Write-in Votes	0 ~~4~~	100.00%

R No Allis Delegate

	REP Total	
Number of Precincts	1	
Precincts Reporting	1	100.0 %
Total Votes	0 ~~2~~	
Write-in Votes	0 ~~2~~	100.00%

R Ocqueoc Delegate

	REP Total	
Number of Precincts	1	
Precincts Reporting	1	100.0 %
Total Votes	0 ~~9~~	
Write-in Votes	0 ~~9~~	100.00%

R Posen Delegate

	REP Total	
Number of Precincts	1	
Precincts Reporting	1	100.0 %
Total Votes	0 ~~1~~	
Write-in Votes	0 ~~1~~	100.00%

Election Summary Report
Presque Isle County, MI
2010 Primary
Summary For Jurisdiction Wide, All Counters, All Races

Registered Voters 10820 - Cards Cast 3047 28.16% Num. Report Precinct 18 - Num. Reporting 18 100.00%

R Presq Is Delegate 3048		REP Total	
Number of Precincts		1	
Precincts Reporting		1	100.0 %
Total Votes		12 ~~20~~	
Write-in Votes Karen Pettalia		6 ~~20~~	100.00%
Peter Pettalia		6	

R Pulawski Delegate		REP Total	
Number of Precincts		1	
Precincts Reporting		1	100.0 %
Total Votes		0	
Write-in Votes		0	N/A

R Rogers Delegate		REP Total	
Number of Precincts		1	
Precincts Reporting		1	100.0 %
Total Votes		200 ~~213~~	
Janet Brietzke	REP	111	52.11%
Robert Brietzke	REP	99	46.48%
Write-in Votes		0 ~~3~~	1.41%

R C Onaway Delegate		REP Total	
Number of Precincts		1	
Precincts Reporting		1	100.0 %
Total Votes		96 ~~99~~	
Lyle J. Dickinson	REP	46	46.46%
Trudy J. Dickinson	REP	50	50.51%
Write-in Votes		0 ~~3~~	3.03%

R C Rogers 1 Delegate		REP Total	
Number of Precincts		1	
Precincts Reporting		1	100.0 %
Total Votes		126 ~~125~~	
Milt Very	REP	126 ~~125~~	100.00%
Write-in Votes		0	0.00%

R C Rogers 2 Delegate		REP Total	
Number of Precincts		1	
Precincts Reporting		1	100.0 %
Total Votes		231	
Candace Kowalski	REP	75	32.47%
Carol Lamb	REP	73	31.60%
Jeffrey C. Lamb	REP	83	35.93%
Write-in Votes		0	0.00%

Election Summary Report
Presque Isle County, MI
2010 Primary
Summary For Jurisdiction Wide, All Counters, All Races

Registered Voters 10820 - Cards Cast ~~3047~~ 3048 28.16% Num. Report Precinct 18 - Num. Reporting 18 100.00%



R C Rogers 3 Delegate		REP Total	
Number of Precincts		1	
Precincts Reporting		1	100.0 %
Total Votes		0	
Write-in Votes		0	N/A

D Governor		DEM Total	
Number of Precincts		18	
Precincts Reporting		18	100.0 %
Total Votes		874 ~~876~~	
Virg Bernero	DEM	412	47.03%
Andy Dillon	DEM	462	52.74%
Write-in Votes		0 ~~2~~	0.23%

D D1 Congress		DEM Total	
Number of Precincts		18	
Precincts Reporting		18	100.0 %
Total Votes		762 ~~768~~	
Gary McDowell	DEM	762	99.22%
Write-in Votes		0 ~~6~~	0.78%

D D37 Senator		DEM Total	
Number of Precincts		18	
Precincts Reporting		18	100.0 %
Total Votes		734 ~~738~~	
Bob Carr	DEM	734	99.46%
Write-in Votes		0 ~~4~~	0.54%

D D106 Representative		DEM Total	
Number of Precincts		18	
Precincts Reporting		18	100.0 %
Total Votes		900 ~~903~~	
Patrick Pokorski	DEM	269	29.79%
Casey A. Viegelahn	DEM	631	69.88%
Write-in Votes		0 ~~3~~	0.33%

D D1 Commissioner		DEM Total	
Number of Precincts		4	
Precincts Reporting		4	100.0 %
Total Votes		239	
Robert D. Schell	DEM	141	59.00%
Wayne Vermilya	DEM	86	35.98%
Write-in Votes Patricia M. Augustine		12	5.02%

Election Summary Report
Presque Isle County, MI
2010 Primary
Summary For Jurisdiction Wide, All Counters, All Races

Registered Voters 10820 - Cards Cast ~~3047~~ 28.16% Num. Report Precinct 18 - Num. Reporting 18 100.00%

D D2 Commissioner 3048		DEM Total	
Number of Precincts		5	
Precincts Reporting		5	100.0 %
Total Votes		0 ~~6~~	
Write-in Votes		0 ~~6~~	100.00%

D D3 Commisisoner		DEM Total	
Number of Precincts		2	
Precincts Reporting		2	100.0 %
Total Votes		146	
Michael Darga	DEM	146	100.00%
Write-in Votes		0	0.00%

D D4 Commissioner		DEM Total	
Number of Precincts		6	
Precincts Reporting		6	100.0 %
Total Votes		1 ~~9~~	
Write-in Votes Neil Dale Repke		1 ~~9~~	100.00%

D D5 Commissioner		DEM Total	
Number of Precincts		3	
Precincts Reporting		3	100.0 %
Total Votes		219 ~~221~~	
Michael Grohowski	DEM	219	99.10%
Write-in Votes		0 ~~2~~	0.90%

D Allis PT Clerk		DEM Total	
Number of Precincts		1	
Precincts Reporting		1	100.0 %
Total Votes		62	
Carla Libby	DEM	62	100.00%
Write-in Votes		0	0.00%

D Metz PT Supervisor		DEM Total	
Number of Precincts		1	
Precincts Reporting		1	100.0 %
Total Votes		15	
Nyle R. Wickersham	DEM	15	100.00%
Write-in Votes		0	0.00%

D Moltke PT Treasurer		DEM Total	
Number of Precincts		1	
Precincts Reporting		1	100.0 %
Total Votes		0 ~~1~~	
Write-in Votes		0 ~~1~~	100.00%

Election Summary Report
Presque Isle County, MI
2010 Primary
Summary For Jurisdiction Wide, All Counters, All Races

Registered Voters 10820 - Cards Cast ~~3047~~ 28.16% Num. Report Precinct 18 - Num. Reporting 18 100.00%

D Pulawski PT Trustee	3048	DEM		
			Total	
Number of Precincts			1	
Precincts Reporting			1	100.0 %
Total Votes			28	
Bonnie Strzelecki		DEM	28	100.00%
Write-in Votes			0	0.00%

D Allis Delegate	DEM		
		Total	
Number of Precincts		1	
Precincts Reporting		1	100.0 %
Total Votes		0 ~~3~~	
Write-in Votes		0 ~~3~~	100.00%

D Bearinger Delegate	DEM		
		Total	
Number of Precincts		1	
Precincts Reporting		1	100.0 %
Total Votes		0 ~~2~~	
Write-in Votes		0 ~~2~~	100.00%

D Belknap Delegate	DEM		
		Total	
Number of Precincts		1	
Precincts Reporting		1	100.0 %
Total Votes		0 ~~3~~	
Write-in Votes		0 ~~3~~	100.00%

D Bismarck Delegate	DEM		
		Total	
Number of Precincts		1	
Precincts Reporting		1	100.0 %
Total Votes		15 ~~17~~	
Kenneth C. McNealy	DEM	15	88.24%
Write-in Votes		0 ~~2~~	11.76%

D Case Delegate	DEM		
		Total	
Number of Precincts		1	
Precincts Reporting		1	100.0 %
Total Votes		0 ~~1~~	
Write-in Votes		0 ~~1~~	100.00%

D Krakow Delegate	DEM		
		Total	
Number of Precincts		1	
Precincts Reporting		1	100.0 %
Total Votes		0	
Write-in Votes		0	N/A

Election Summary Report
Presque Isle County, MI
2010 Primary
Summary For Jurisdiction Wide, All Counters, All Races

Registered Voters 10820 - Cards Cast ~~3047~~ 3048 28.16% Num. Report Precinct 18 - Num. Reporting 18 100.00%

D Metz Delegate		DEM Total	
Number of Precincts		1	
Precincts Reporting		1	100.0 %
Total Votes		0	
Write-in Votes		0	N/A

D Moltke Delegate		DEM Total	
Number of Precincts		1	
Precincts Reporting		1	100.0 %
Total Votes		~~0~~ 1	
Write-in Votes		~~0~~ 1	100.00%

D No Allis Delegate		DEM Total	
Number of Precincts		1	
Precincts Reporting		1	100.0 %
Total Votes		25	
Gary Shepherd	DEM	25	100.00%
Write-in Votes		0	0.00%

D Ocqueoc Delegate		DEM Total	
Number of Precincts		1	
Precincts Reporting		1	100.0 %
Total Votes		0	
Write-in Votes		0	N/A

D Posen Delegate		DEM Total	
Number of Precincts		1	
Precincts Reporting		1	100.0 %
Total Votes		0	
Write-in Votes		0	N/A

D Presq Is Delegate		DEM Total	
Number of Precincts		1	
Precincts Reporting		1	100.0 %
Total Votes		0 ~~19~~	
Write-in Votes		0 ~~19~~	100.00%

D Pulawski Delegate		DEM Total	
Number of Precincts		1	
Precincts Reporting		1	100.0 %
Total Votes		~~0~~ 1	
Write-in Votes		~~0~~ 1	100.00%

Election Summary Report
Presque Isle County, MI
2010 Primary
Summary For Jurisdiction Wide, All Counters, All Races

Registered Voters 10820 - Cards Cast ~~3047~~ 28.16% Num. Report Precinct 18 - Num. Reporting 18 100.00%

D Rogers Delegate 3048	DEM Total	
Number of Precincts	1	
Precincts Reporting	1	100.0 %
Total Votes	0	
Write-in Votes	0	N/A

D C Onaway Delegate	DEM Total	
Number of Precincts	1	
Precincts Reporting	1	100.0 %
Total Votes	0 ~~3~~	
Write-in Votes	0 ~~3~~	100.00%

D C Rogers 1 Delegate	DEM Total	
Number of Precincts	1	
Precincts Reporting	1	100.0 %
Total Votes	0 ~~8~~	
Write-in Votes	0 ~~8~~	100.00%

D C Rogers 2 Delegate	DEM Total	
Number of Precincts	1	
Precincts Reporting	1	100.0 %
Total Votes	0 ~~1~~	
Write-in Votes	0 ~~1~~	100.00%

D C Rogers 3 Delegate	DEM Total	
Number of Precincts	1	
Precincts Reporting	1	100.0 %
Total Votes	0 ~~1~~	
Write-in Votes	0 ~~1~~	100.00%

County Tax Prop	Total	
Number of Precincts	18	
Precincts Reporting	18	100.0 %
Total Votes	2736 ~~2735~~	
YES	1744 ~~1743~~	63.73%
NO	992	36.27%

County Seniors Prop	Total	
Number of Precincts	18	
Precincts Reporting	18	100.0 %
Total Votes	2858 ~~2857~~	
YES	2050 ~~2049~~	71.72%
NO	808	28.28%

Election Summary Report
Presque Isle County, MI
2010 Primary
Summary For Jurisdiction Wide, All Counters, All Races

Registered Voters 10820 - Cards Cast ~~3047~~ 3048 28.16% Num. Report Precinct 18 - Num. Reporting 18 100.00%

Case Millage Prop

	Total	
Number of Precincts	1	
Precincts Reporting	1	100.0 %
Total Votes	165	
YES	71	43.03%
NO	94	56.97%

Moltke Millage Prop

	Total	
Number of Precincts	1	
Precincts Reporting	1	100.0 %
Total Votes	64	
YES	42	65.63%
NO	22	34.38%

Ocqueoc Emer Service

	Total	
Number of Precincts	1	
Precincts Reporting	1	100.0 %
Total Votes	174	
YES	130	74.71%
NO	44	25.29%

Pulawski Millage Prop

	Total	
Number of Precincts	1	
Precincts Reporting	1	100.0 %
Total Votes	67	
YES	40	59.70%
NO	27	40.30%

Onaway Headlee Prop

	Total	
Number of Precincts	1	
Precincts Reporting	1	100.0 %
Total Votes	133	
YES	61	45.86%
NO	72	54.14%

Hillman Barnes Recall Resigned

	Total	
Number of Precincts	1	
Precincts Reporting	1	100.0 %
Total Votes	0 ~~2~~	
YES	0	0.00%
NO	0 ~~2~~	100.00%

Election Summary Report
Presque Isle County, MI
2010 Primary
Summary For Jurisdiction Wide, All Counters, All Races

Registered Voters 10820 - Cards Cast ~~3047~~ 3048 28.16% Num. Report Precinct 18 - Num. Reporting 18 100.00%

Hillman White Recall

	Total	
Number of Precincts	1	
Precincts Reporting	1	100.0 %
Total Votes	2	
YES	1	50.00%
NO	1	50.00%

Hillman Zavislak Recall

Resigned

	Total	
Number of Precincts	1	
Precincts Reporting	1	100.0 %
Total Votes	~~2~~ 0	
YES	0	0.00%
NO	~~2~~ 0	100.00%

Bearinger Sup Recall

	Total	
Number of Precincts	1	
Precincts Reporting	1	100.0 %
Total Votes	194	
YES	100	51.55%
NO	94	48.45%

Election Summary Report
Presque Isle County, MI
2010 Primary
Summary For Allis Township, Precinct 1, All Counters, All Races

Registered Voters 748 - Cards Cast 158 21.12% Num. Report Precinct 1 - Num. Reporting 1 100.00%

R Governor		REP Total	
Number of Precincts		1	
Precincts Reporting		1	100.0 %
Total Votes		79	
Mike Bouchard	REP	8	10.13%
Mike Cox	REP	21	26.58%
Tom George	REP	0	0.00%
Pete Hoekstra	REP	20	25.32%
Rick Snyder	REP	30	37.97%
Write-in Votes		0	0.00%

R D1 Congress		REP Total	
Number of Precincts		1	
Precincts Reporting		1	100.0 %
Total Votes		78	
Jason Allen	REP	33	42.31%
Dan Benishek	REP	36	46.15%
Patrick Donlon	REP	0	0.00%
Linda Goldthorpe	REP	5	6.41%
Don Hooper	REP	1	1.28%
Tom Stillings	REP	3	3.85%
Write-in Votes		0	0.00%

R D37 Senator		REP Total	
Number of Precincts		1	
Precincts Reporting		1	100.0 %
Total Votes		75	
Randy Bishop	REP	53	70.67%
Howard Walker	REP	22	29.33%
Write-in Votes		0	0.00%

R D106 Representative		REP Total	
Number of Precincts		1	
Precincts Reporting		1	100.0 %
Total Votes		62	
Peter Pettalia	REP	62	100.00%
Write-in Votes		0	0.00%

R D1 Commissioner		REP Total	
Number of Precincts		1	
Precincts Reporting		1	100.0 %
Total Votes		0 ~~3~~	
Write-in Votes		0 ~~3~~	100.00%

Election Summary Report
Presque Isle County, MI
2010 Primary
Summary For Allis Township, Precinct 1, All Counters, All Races

Registered Voters 748 - Cards Cast 158 21.12% Num. Report Precinct 1 - Num. Reporting 1 100.00%

R Allis PT Clerk		REP Total	
Number of Precincts		1	
Precincts Reporting		1	100.0 %
Total Votes		51	
Teresa A. Splan	REP	51	100.00%
Write-in Votes		0	0.00%

R Allis Delegate		REP Total	
Number of Precincts		1	
Precincts Reporting		1	100.0 %
Total Votes		0 ~~14~~	
Write-in Votes		0 ~~14~~	100.00%

D Governor		DEM Total	
Number of Precincts		1	
Precincts Reporting		1	100.0 %
Total Votes		63	
Virg Bernero	DEM	33	52.38%
Andy Dillon	DEM	30	47.62%
Write-in Votes		0	0.00%

D D1 Congress		DEM Total	
Number of Precincts		1	
Precincts Reporting		1	100.0 %
Total Votes		55 ~~56~~	
Gary McDowell	DEM	55	98.21%
Write-in Votes		0 ~~1~~	1.79%

D D37 Senator		DEM Total	
Number of Preeincts		1	
Precincts Reporting		1	100.0 %
Total Votes		53 ~~54~~	
Bob Carr	DEM	53	98.15%
Write-in Votes		0 ~~1~~	1.85%

D D106 Representative		DEM Total	
Number of Precincts		1	
Precincts Reporting		1	100.0 %
Total Votes		61	
Patrick Pokorski	DEM	18	29.51%
Casey A. Viegelahn	DEM	43	70.49%
Write-in Votes		0	0.00%

Election Summary Report
Presque Isle County, MI
2010 Primary
Summary For Allis Township, Precinct 1, All Counters, All Races

Registered Voters 748 - Cards Cast 158 21.12% Num. Report Precinct 1 - Num. Reporting 1 100.00%

D D1 Commissioner		DEM Total	
Number of Precincts		1	
Precincts Reporting		1	100.0 %
Total Votes		75	
Robert D. Schell	DEM	41	54.67%
Wayne Vermilya	DEM	31	41.33%
Write-in Votes Patricia M. Augustine		3	4.00%

D Allis PT Clerk		DEM Total	
Number of Precincts		1	
Precincts Reporting		1	100.0 %
Total Votes		62	
Carla Libby	DEM	62	100.00%
Write-in Votes		0	0.00%

D Allis Delegate		DEM Total	
Number of Precincts		1	
Precincts Reporting		1	100.0 %
Total Votes		0	
Write-in Votes		0	100.00%

County Tax Prop	Total	
Number of Precincts	1	
Preeincts Reporting	1	100.0 %
Total Votes	135	
YES	76	56.30%
NO	59	43.70%

County Seniors Prop	Total	
Number of Precincts	1	
Precincts Reporting	1	100.0 %
Total Votes	147	
YES	108	73.47%
NO	39	26.53%

Election Summary Report
Presque Isle County, MI
2010 Primary
Summary For Bearinger Township, Precinct 1, All Counters, All Races

Registered Voters 333 - Cards Cast 197 59.16% Num. Report Precinct 1 - Num. Reporting 1 100.00%

R Governor		REP Total	
Number of Precincts		1	
Precincts Reporting		1	100.0 %
Total Votes		126	
Mike Bouchard	REP	17	13.49%
Mike Cox	REP	35	27.78%
Tom George	REP	0	0.00%
Pete Hoekstra	REP	30	23.81%
Rick Snyder	REP	44	34.92%
Write-in Votes		0	0.00%

R D1 Congress		REP Total	
Number of Precincts		1	
Precincts Reporting		1	100.0 %
Total Votes		123	
Jason Allen	REP	44	35.77%
Dan Benishek	REP	54	43.90%
Patrick Donlon	REP	2	1.63%
Linda Goldthorpe	REP	13	10.57%
Don Hooper	REP	4	3.25%
Tom Stillings	REP	6	4.88%
Write-in Votes		0	0.00%

R D37 Senator		REP Total	
Number of Precincts		1	
Precincts Reporting		1	100.0 %
Total Votes		108	
Randy Bishop	REP	58	53.70%
Howard Walker	REP	50	46.30%
Write-in Votes		0	0.00%

R D106 Representative		REP Total	
Number of Precincts		1	
Precincts Reporting		1	100.0 %
Total Votes		98	
Peter Pettalia	REP	98	100.00%
Write-in Votes		0	0.00%

R D1 Commissioner		REP Total	
Number of Precincts		1	
Precincts Reporting		1	100.0 %
Total Votes		0 ~~10~~	
Write-in Votes		0 ~~10~~	100.00%

Election Summary Report
Presque Isle County, MI
2010 Primary
Summary For Bearinger Township, Precinct 1, All Counters, All Races

Registered Voters 333 - Cards Cast 197 59.16% Num. Report Precinct 1 - Num. Reporting 1 100.00%

R Bearinger Delegate		REP Total	
Number of Precincts		1	
Precincts Reporting		1	100.0 %
Total Votes		95 ~~96~~	
Winner James McKindles	REP	77	80.21%
Write-in Votes Barbara Knight		9 ~~19~~	19.79%
Winner *James Knight		9	

D Governor		DEM Total	
Number of Precincts		1	
Precincts Reporting		1	100.0 %
Total Votes		62	
Virg Bernero	DEM	30	48.39%
Andy Dillon	DEM	32	51.61%
Write-in Votes		0	0.00%

D D1 Congress		DEM Total	
Number of Precincts		1	
Precincts Reporting		1	100.0 %
Total Votes		60	
Gary McDowell	DEM	60	100.00%
Write-in Votes		0	0.00%

D D37 Senator		DEM Total	
Number of Precincts		1	
Precincts Reporting		1	100.0 %
Total Votes		59	
Bob Carr	DEM	59	100.00%
Write-in Votes		0	0.00%

D D106 Representative		DEM Total	
Number of Precincts		1	
Precincts Reporting		1	100.0 %
Total Votes		57	
Patrick Pokorski	DEM	28	49.12%
Casey A. Viegelahn	DEM	29	50.88%
Write-in Votes		0	0.00%

D D1 Commissioner		DEM Total	
Number of Precincts		1	
Precincts Reporting		1	100.0 %
Total Votes		60	
Robert D. Schell	DEM	32	53.33%
Wayne Vermilya	DEM	20	33.33%
Write-in Votes Patricia M. Augustine		8	13.33%

Election Summary Report
Presque Isle County, MI
2010 Primary
Summary For Bearinger Township, Precinct 1, All Counters, All Races

Registered Voters 333 - Cards Cast 197 59.16% Num. Report Precinct 1 - Num. Reporting 1 100.00%

D Bearinger Delegate	DEM Total	
Number of Precincts	1	
Precincts Reporting	1	100.0 %
Total Votes	0 ~~2~~	
Write-in Votes	0 ~~2~~	100.00%

County Tax Prop	Total	
Number of Precincts	1	
Precincts Reporting	1	100.0 %
Total Votes	181	
YES	95	52.49%
NO	86	47.51%

County Seniors Prop	Total	
Number of Precincts	1	
Precincts Reporting	1	100.0 %
Total Votes	184	
YES	116	63.04%
NO	68	36.96%

Bearinger Sup Recall	Total	
Number of Precincts	1	
Precincts Reporting	1	100.0 %
Total Votes	194	
YES	100	51.55%
NO	94	48.45%

Election Summary Report
Presque Isle County, MI
2010 Primary
Summary For Belknap Township, Precinct 1, All Counters, All Races

Date:08/03/10
Time:21:53:19

Registered Voters 555 - Cards Cast ~~178~~ 173 31.17% Num. Report Precinct 1 - Num. Reporting 1 100.00%

R Governor		REP Total	
Number of Precincts		1	
Precincts Reporting		1	100.0 %
Total Votes		141	
Mike Bouchard	REP	11	7.80%
Mike Cox	REP	28 ~~29~~	19.86%
Tom George	REP	2	1.42%
Pete Hoekstra	REP	50	35.46%
Rick Snyder	REP	50	35.46%
Write-in Votes		0	0.00%

R D1 Congress		REP Total	
Number of Precincts		1	
Precincts Reporting		1	100.0 %
Total Votes		134	
Jason Allen	REP	70	52.24%
Dan Benishek	REP	52 ~~55~~ ~~82~~	38.81%
Patrick Donlon	REP	6	4.48%
Linda Goldthorpe	REP	3	2.24%
Don Hooper	REP	1	0.75%
Tom Stillings	REP	2	1.49%
Write-in Votes		0	0.00%

R D37 Senator		REP Total	
Number of Precincts		1	
Precincts Reporting		1	100.0 %
Total Votes		127	
Randy Bishop	REP	75 ~~76~~ ~~78~~	59.06%
Howard Walker	REP	52	40.94%
Write-in Votes		0	0.00%

R D106 Representative		REP Total	
Number of Precincts		1	
Precincts Reporting		1	100.0 %
Total Votes		109 ~~110~~	
Peter Pettalia	REP	~~110~~ ~~109~~	99.09%
Write-in Votes		1 x	0.91%

R D4 Commissioner		REP Total	
Number of Precincts		1	
Precincts Reporting		1	100.0 %
Total Votes		145 ~~146~~	
Carl Altman	REP	102 ~~103~~	69.86%
Allan Berg	REP	43	29.45%
Write-in Votes		0 x	0.68%

Election Summary Report
Presque Isle County, MI
2010 Primary
Summary For Belknap Township, Precinct 1, All Counters, All Races

Registered Voters 555 - Cards Cast 173 31.17% Num. Report Precinct 1 - Num. Reporting 1 100.00%

R Belknap Delegate		REP Total	
Number of Precincts		1	
Precincts Reporting		1	100.0 %
Total Votes		127 ~~130~~	
Jennifer Kuznicki	REP	~~126~~ 124	95.38%
Write-in Votes Allan Berg		3 ~~4~~	4.62%

D Governor		DEM Total	
Number of Precincts		1	
Precincts Reporting		1	100.0 %
Total Votes		15	
Virg Bernero	DEM	5	33.33%
Andy Dillon	DEM	10	66.67%
Write-in Votes		0	0.00%

D D1 Congress		DEM Total	
Number of Precincts		1	
Precincts Reporting		1	100.0 %
Total Votes		12	
Gary McDowell	DEM	12	100.00%
Write-in Votes		0	0.00%

D D37 Senator		DEM Total	
Number of Precincts		1	
Precincts Reporting		1	100.0 %
Total Votes		13	
Bob Carr	DEM	13	100.00%
Write-in Votes		0	0.00%

D D106 Representative		DEM Total	
Number of Precincts		1	
Precincts Reporting		1	100.0 %
Total Votes		14	
Patrick Pokorski	DEM	7	50.00%
Casey A. Viegelahn	DEM	7	50.00%
Write-in Votes		0	0.00%

D D4 Commissioner		DEM Total	
Number of Precincts		1	
Precincts Reporting		1	100.0 %
Total Votes		0 2	
Write-in Votes Neil Repke		0 2	100.00%

Election Summary Report
Presque Isle County, MI
2010 Primary
Summary For Belknap Township, Precinct 1, All Counters, All Races

Registered Voters 555 - Cards Cast 173 31.17% Num. Report Precinct 1 - Num. Reporting 1 100.00%

D Belknap Delegate	DEM Total	
Number of Precincts	1	
Precincts Reporting	1	100.0 %
Total Votes	0 ~~3~~	
Write-in Votes	0 ~~3~~	100.00%

County Tax Prop	Total	
Number of Precincts	1	
Precincts Reporting	1	100.0 %
Total Votes	143	
YES	89	62.24%
NO	54	37.76%

County Seniors Prop	Total	
Number of Precincts	1	
Precincts Reporting	1	100.0 %
Total Votes	157	
YES	103	65.61%
NO	54	34.39%

Election Summary Report
Presque Isle County, MI
2010 Primary
Summary For Bismarck Township, Precinct 1, All Counters, All Races

Registered Voters 328 - Cards Cast 93 28.35% Num. Report Precinct 1 - Num. Reporting 1 100.00%

R Governor		REP Total	
Number of Precincts		1	
Precincts Reporting		1	100.0 %
Total Votes		68	
Mike Bouchard	REP	5	7.35%
Mike Cox	REP	12	17.65%
Tom George	REP	2	2.94%
Pete Hoekstra	REP	27	39.71%
Rick Snyder	REP	22	32.35%
Write-in Votes		0	0.00%

R D1 Congress		REP Total	
Number of Precincts		1	
Precincts Reporting		1	100.0 %
Total Votes		66	
Jason Allen	REP	22	33.33%
Dan Benishek	REP	37	56.06%
Patrick Donlon	REP	0	0.00%
Linda Goldthorpe	REP	2	3.03%
Don Hooper	REP	3	4.55%
Tom Stillings	REP	2	3.03%
Write-in Votes		0	0.00%

R D37 Senator		REP Total	
Number of Precincts		1	
Precincts Reporting		1	100.0 %
Total Votes		61	
Randy Bishop	REP	30	49.18%
Howard Walker	REP	31	50.82%
Write-in Votes		0	0.00%

R D106 Representative		REP Total	
Number of Precincts		1	
Precincts Reporting		1	100.0 %
Total Votes		58	
Peter Pettalia	REP	58	100.00%
Write-in Votes		0	0.00%

R D2 Commissioner		REP Total	
Number of Precincts		1	
Precincts Reporting		1	100.0 %
Total Votes		~~56~~ 55	
Kristin Sorgenfrei	REP	55	98.21%
Write-in Votes		1	1.79%

Election Summary Report
Presque Isle County, MI
2010 Primary
Summary For Bismarck Township, Precinct 1, All Counters, All Races

Registered Voters 328 - Cards Cast 93 28.35% Num. Report Precinct 1 - Num. Reporting 1 100.00%

R Bismarck Delegate		REP Total	
Number of Precincts		1	
Precincts Reporting		1	100.0 %
Total Votes		95	
Barbara J Durflinger	REP	48	50.53%
Duane L. Durflinger	REP	47	49.47%
Write-in Votes		0	0.00%

D Governor		DEM Total	
Number of Precincts		1	
Precincts Reporting		1	100.0 %
Total Votes		21	
Virg Bernero	DEM	14	66.67%
Andy Dillon	DEM	7	33.33%
Write-in Votes		0	0.00%

D D1 Congress		DEM Total	
Number of Precincts		1	
Precincts Reporting		1	100.0 %
Total Votes		~~19~~ 18	
Gary McDowell	DEM	18	94.74%
Write-in Votes		0 X	5.26%

D D37 Senator		DEM Total	
Number of Precincts		1	
Precincts Reporting		1	100.0 %
Total Votes		~~17~~ 17	
Bob Carr	DEM	16	94.12%
Write-in Votes		0 X	5.88%

D D106 Representative		DEM Total	
Number of Precincts		1	
Precincts Reporting		1	100.0 %
Total Votes		~~20~~ 19	
Patrick Pokorski	DEM	7	35.00%
Casey A. Viegelahn	DEM	12	60.00%
Write-in Votes		0 X	5.00%

D D2 Commissioner		DEM Total	
Number of Precincts		1	
Precincts Reporting		1	100.0 %
Total Votes		0 ~~2~~	
Write-in Votes		0 ~~2~~	100.00%

Election Summary Report
Presque Isle County, MI
2010 Primary
Summary For Bismarck Township, Precinct 1, All Counters, All Races

Registered Voters 328 - Cards Cast 93 28.35% Num. Report Precinct 1 - Num. Reporting 1 100.00%

D Bismarck Delegate

		DEM Total	
Number of Precincts		1	
Precincts Reporting		1	100.0 %
Total Votes		15 17	
Kenneth C. McNealy	DEM	15	88.24%
Write-in Votes		0 2	11.76%

County Tax Prop

	Total	
Number of Precincts	1	
Precincts Reporting	1	100.0 %
Total Votes	86	
YES	51	59.30%
NO	35	40.70%

County Seniors Prop

	Total	
Number of Precincts	1	
Precincts Reporting	1	100.0 %
Total Votes	86	
YES	58	67.44%
NO	28	32.56%

Hillman Barnes Recall

	Total	
Number of Precincts	1	
Precincts Reporting	1	100.0 %
Total Votes Resigned	0 2	
YES	0	0.00%
NO	0 2	100.00%

Hillman White Recall

	Total	
Number of Precincts	1	
Precincts Reporting	1	100.0 %
Total Votes	2	
YES	1	50.00%
NO	1	50.00%

Hillman Zavislak Recall

	Total	
Number of Precincts	1	
Precincts Reporting	1	100.0 %
Total Votes Resigned	0 2	
YES	0	0.00%
NO	0 2	100.00%

Election Summary Report
Presque Isle County, MI
2010 Primary
Summary For Case Township, Precinct 1, All Counters, All Races

Registered Voters 659 - Cards Cast 171 25.95% Num. Report Precinct 1 - Num. Reporting 1 100.00%

R Governor		REP Total	
Number of Precincts		1	
Precincts Reporting		1	100.0 %
Total Votes		121 122	
Mike Bouchard	REP	17	13.93%
Mike Cox	REP	25	20.49%
Tom George	REP	3	2.46%
Pete Hoekstra	REP	43	35.25%
Rick Snyder	REP	33	27.05%
Write-in Votes		0 1	0.82%

R D1 Congress		REP Total	
Number of Precincts		1	
Precincts Reporting		1	100.0 %
Total Votes		118	
Jason Allen	REP	34	28.81%
Dan Benishek	REP	69	58.47%
Patrick Donlon	REP	2	1.69%
Linda Goldthorpe	REP	7	5.93%
Don Hooper	REP	2	1.69%
Tom Stillings	REP	4	3.39%
Write-in Votes		0	0.00%

R D37 Senator		REP Total	
Number of Precincts		1	
Precincts Reporting		1	100.0 %
Total Votes		111	
Randy Bishop	REP	67	60.36%
Howard Walker	REP	44	39.64%
Write-in Votes		0	0.00%

R D106 Representative		REP Total	
Number of Precincts		1	
Precincts Reporting		1	100.0 %
Total Votes		103	
Peter Pettalia	REP	103	100.00%
Write-in Votes		0	0.00%

R D2 Commissioner		REP Total	
Number of Precincts		1	
Precincts Reporting		1	100.0 %
Total Votes		97	
Kristin Sorgenfrei	REP	97	100.00%
Write-in Votes		0	0.00%

Election Summary Report
Presque Isle County, MI
2010 Primary
Summary For Case Township, Precinct 1, All Counters, All Races

Registered Voters 659 - Cards Cast 171 25.95% Num. Report Precinct 1 - Num. Reporting 1 100.00%

R Case Delegate		REP Total	
Number of Precincts		1	
Precincts Reporting		1	100.0 %
Total Votes		140	
Cynthia J. Minier	REP	70	50.00%
William C. Minier	REP	70	50.00%
Write-in Votes		0	0.00%

D Governor		DEM Total	
Number of Precincts		1	
Precincts Reporting		1	100.0 %
Total Votes		40	
Virg Bernero	DEM	18	45.00%
Andy Dillon	DEM	22	55.00%
Write-in Votes		0	0.00%

D D1 Congress		DEM Total	
Number of Precincts		1	
Precincts Reporting		1	100.0 %
Total Votes		39	
Gary McDowell	DEM	39	100.00%
Write-in Votes		0	0.00%

D D37 Senator		DEM Total	
Number of Precincts		1	
Precincts Reporting		1	100.0 %
Total Votes		35	
Bob Carr	DEM	35	100.00%
Write-in Votes		0	0.00%

D D106 Representative		DEM Total	
Number of Precincts		1	
Precincts Reporting		1	100.0 %
Total Votes		38	
Patrick Pokorski	DEM	12	31.58%
Casey A. Viegelahn	DEM	26	68.42%
Write-in Votes		0	0.00%

D D2 Commissioner		DEM Total	
Number of Precincts		1	
Precincts Reporting		1	100.0 %
Total Votes		0	
Write-in Votes		0	100.00%

Election Summary Report
Presque Isle County, MI
2010 Primary
Summary For Case Township, Precinct 1, All Counters, All Races

Registered Voters 659 - Cards Cast 171 25.95% Num. Report Precinct 1 - Num. Reporting 1 100.00%

D Case Delegate	DEM Total	
Number of Precincts	1	
Precincts Reporting	1	100.0 %
Total Votes	0	
Write-in Votes	0	100.00%

County Tax Prop	Total	
Number of Precincts	1	
Precincts Reporting	1	100.0 %
Total Votes	155	
YES	84	54.19%
NO	71	45.81%

County Seniors Prop	Total	
Number of Precincts	1	
Precincts Reporting	1	100.0 %
Total Votes	162	
YES	90	55.56%
NO	72	44.44%

Case Millage Prop	Total	
Number of Precincts	1	
Precincts Reporting	1	100.0 %
Total Votes	165	
YES	71	43.03%
NO	94	56.97%

Election Summary Report
Presque Isle County, MI
2010 Primary
Summary For Krakow Township, Precinct 1, All Counters, All Races

Registered Voters 580 - Cards Cast 157 27.07% Num. Report Precinct 1 - Num. Reporting 1 100.00%

R Governor		REP Total	
Number of Precincts		1	
Precincts Reporting		1	100.0 %
Total Votes		95	
Mike Bouchard	REP	17	17.89%
Mike Cox	REP	28	29.47%
Tom George	REP	0	0.00%
Pete Hoekstra	REP	26	27.37%
Rick Snyder	REP	24	25.26%
Write-in Votes		0	0.00%

R D1 Congress		REP Total	
Number of Precincts		1	
Precincts Reporting		1	100.0 %
Total Votes		86	
Jason Allen	REP	33	38.37%
Dan Benishek	REP	43	50.00%
Patrick Donlon	REP	2	2.33%
Linda Goldthorpe	REP	3	3.49%
Don Hooper	REP	3	3.49%
Tom Stillings	REP	2	2.33%
Write-in Votes		0	0.00%

R D37 Senator		REP Total	
Number of Precincts		1	
Precincts Reporting		1	100.0 %
Total Votes		75	
Randy Bishop	REP	28	37.33%
Howard Walker	REP	47	62.67%
Write-in Votes		0	0.00%

R D106 Representative		REP Total	
Number of Precincts		1	
Precincts Reporting		1	100.0 %
Total Votes		73	
Peter Pettalia	REP	73	100.00%
Write-in Votes		0	0.00%

R D5 Commissioner		REP Total	
Number of Precincts		1	
Precincts Reporting		1	100.0 %
Total Votes		~~77~~ 76	
Stephen Lang	REP	76	98.70%
Write-in Votes		D +	1.30%

Election Summary Report
Presque Isle County, MI
2010 Primary
Summary For Krakow Township, Precinct 1, All Counters, All Races

Registered Voters 580 - Cards Cast 157 27.07% Num. Report Precinct 1 - Num. Reporting 1 100.00%

R Krakow Delegate	REP Total	
Number of Precincts	1	
Precincts Reporting	1	100.0 %
Total Votes	0	
Write-in Votes	0	N/A

D Governor	DEM Total	
Number of Precincts	1	
Precincts Reporting	1	100.0 %
Total Votes	~~57~~ 56	
Virg Bernero DEM	29	50.88%
Andy Dillon DEM	27	47.37%
Write-in Votes	0 ✓	1.75%

D D1 Congress	DEM Total	
Number of Precincts	1	
Precincts Reporting	1	100.0 %
Total Votes	~~49~~ 48	
Gary McDowell DEM	48	97.96%
Write-in Votes	0 ✓	2.04%

D D37 Senator	DEM Total	
Number of Precincts	1	
Precincts Reporting	1	100.0 %
Total Votes	~~46~~ 45	
Bob Carr DEM	45	97.83%
Write-in Votes	0 ✓	2.17%

D D106 Representative	DEM Total	
Number of Precincts	1	
Precincts Reporting	1	100.0 %
Total Votes	~~55~~ 54	
Patrick Pokorski DEM	19	34.55%
Casey A. Viegelahn DEM	35	63.64%
Write-in Votes	0 ✓	1.82%

D D5 Commissioner	DEM Total	
Number of Precincts	1	
Precincts Reporting	1	100.0 %
Total Votes	~~53~~ 52	
Michael Grohowski DEM	52	98.11%
Write-in Votes	0 ✓	1.89%

Election Summary Report
Presque Isle County, MI
2010 Primary
Summary For Krakow Township, Precinct 1, All Counters, All Races

Registered Voters 580 - Cards Cast 157 27.07% Num. Report Precinct 1 - Num. Reporting 1 100.00%

D Krakow Delegate	DEM Total	
Number of Precincts	1	
Precincts Reporting	1	100.0 %
Total Votes	0	
Write-in Votes	0	N/A

County Tax Prop	Total	
Number of Precincts	1	
Precincts Reporting	1	100.0 %
Total Votes	143	
YES	88	61.54%
NO	55	38.46%

County Seniors Prop	Total	
Number of Precincts	1	
Precincts Reporting	1	100.0 %
Total Votes	151	
YES	107	70.86%
NO	44	29.14%

Election Summary Report
Presque Isle County, MI
2010 Primary
Summary For Metz Township, Precinct 1, All Counters, All Races

Registered Voters 242 - Cards Cast 67 27.69% Num. Report Precinct 1 - Num. Reporting 1 100.00%

R Governor		REP Total	
Number of Precincts		1	
Precincts Reporting		1	100.0 %
Total Votes		44	
Mike Bouchard	REP	5	11.36%
Mike Cox	REP	9	20.45%
Tom George	REP	1	2.27%
Pete Hoekstra	REP	11	25.00%
Rick Snyder	REP	18	40.91%
Write-in Votes		0	0.00%

R D1 Congress		REP Total	
Number of Precincts		1	
Precincts Reporting		1	100.0 %
Total Votes		44	
Jason Allen	REP	27	61.36%
Dan Benishek	REP	11	25.00%
Patrick Donlon	REP	1	2.27%
Linda Goldthorpe	REP	3	6.82%
Don Hooper	REP	2	4.55%
Tom Stillings	REP	0	0.00%
Write-in Votes		0	0.00%

R D37 Senator		REP Total	
Number of Precincts		1	
Precincts Reporting		1	100.0 %
Total Votes		39	
Randy Bishop	REP	26	66.67%
Howard Walker	REP	13	33.33%
Write-in Votes		0	0.00%

R D106 Representative		REP Total	
Number of Precincts		1	
Precincts Reporting		1	100.0 %
Total Votes		35 ~~36~~	
Peter Pettalia	REP	35	97.22%
Write-in Votes		0 X	2.78%

R D4 Commissioner		REP Total	
Number of Precincts		1	
Precincts Reporting		1	100.0 %
Total Votes		45	
Carl Altman	REP	23	51.11%
Allan Berg	REP	22	48.89%
Write-in Votes		0	0.00%

Election Summary Report
Presque Isle County, MI
2010 Primary
Summary For Metz Township, Precinct 1, All Counters, All Races

Registered Voters 242 - Cards Cast 67 27.69%

Num. Report Precinct 1 - Num. Reporting 1 100.00%

R Metz PT Supervisor		REP Total	
Number of Precincts		1	
Precincts Reporting		1	100.0 %
Total Votes		0	
Write-in Votes		0	100.00%

R Metz Delegate		REP Total	
Number of Precincts		1	
Precincts Reporting		1	100.0 %
Total Votes		0	
Write-in Votes		0	100.00%

D Governor		DEM Total	
Number of Precincts		1	
Precincts Reporting		1	100.0 %
Total Votes		17	
Virg Bernero	DEM	5	29.41%
Andy Dillon	DEM	12	70.59%
Write-in Votes		0	0.00%

D D1 Congress		DEM Total	
Number of Precincts		1	
Precincts Reporting		1	100.0 %
Total Votes		15	
Gary McDowell	DEM	15	100.00%
Write-in Votes		0	0.00%

D D37 Senator		DEM Total	
Number of Precincts		1	
Precincts Reporting		1	100.0 %
Total Votes		17	
Bob Carr	DEM	17	100.00%
Write-in Votes		0	0.00%

D D106 Representative		DEM Total	
Number of Precincts		1	
Precincts Reporting		1	100.0 %
Total Votes		18	
Patrick Pokorski	DEM	8	44.44%
Casey A. Viegelahn	DEM	10	55.56%
Write-in Votes		0	0.00%

Election Summary Report
Presque Isle County, MI
2010 Primary
Summary For Metz Township, Precinct 1, All Counters, All Races

Registered Voters 242 - Cards Cast 67 27.69%

Num. Report Precinct 1 - Num. Reporting 1 100.00%

D D4 Commissioner		DEM Total	
Number of Precincts		1	
Precincts Reporting		1	100.0 %
Total Votes		0	
Write-in Votes Neil Dale Repke		0	100.00%

D Metz PT Supervisor		DEM Total	
Number of Precincts		1	
Precincts Reporting		1	100.0 %
Total Votes		15	
Nyle R. Wickersham	DEM	15	100.00%
Write-in Votes		0	0.00%

D Metz Delegate	DEM Total	
Number of Precincts	1	
Precincts Reporting	1	100.0 %
Total Votes	0	
Write-in Votes	0	N/A

County Tax Prop	Total	
Number of Precincts	1	
Precincts Reporting	1	100.0 %
Total Votes	57	
YES	35	61.40%
NO	22	38.60%

County Seniors Prop	Total	
Number of Precincts	1	
Precincts Reporting	1	100.0 %
Total Votes	60	
YES	40	66.67%
NO	20	33.33%

Election Summary Report
Presque Isle County, MI
2010 Primary
Summary For Moltke Township, Precinct 1, All Counters, All Races

Registered Voters 221 - Cards Cast 65 29.41% Num. Report Precinct 1 - Num. Reporting 1 100.00%

R Governor		REP Total	
Number of Precincts		1	
Precincts Reporting		1	100.0 %
Total Votes		52	
Mike Bouchard	REP	6	11.54%
Mike Cox	REP	7	13.46%
Tom George	REP	0	0.00%
Pete Hoekstra	REP	19	36.54%
Rick Snyder	REP	20	38.46%
Write-in Votes		0	0.00%

R D1 Congress		REP Total	
Number of Precincts		1	
Precincts Reporting		1	100.0 %
Total Votes		50	
Jason Allen	REP	27	54.00%
Dan Benishek	REP	20	40.00%
Patrick Donlon	REP	1	2.00%
Linda Goldthorpe	REP	0	0.00%
Don Hooper	REP	0	0.00%
Tom Stillings	REP	2	4.00%
Write-in Votes		0	0.00%

R D37 Senator		REP Total	
Number of Precincts		1	
Precincts Reporting		1	100.0 %
Total Votes		48	
Randy Bishop	REP	28	58.33%
Howard Walker	REP	20	41.67%
Write-in Votes		0	0.00%

R D106 Representative		REP Total	
Number of Precincts		1	
Precincts Reporting		1	100.0 %
Total Votes		45	
Peter Pettalia	REP	45	100.00%
Write-in Votes		0	0.00%

R D2 Commissioner		REP Total	
Number of Precincts		1	
Precincts Reporting		1	100.0 %
Total Votes		46	
Kristin Sorgenfrei	REP	46	100.00%
Write-in Votes		0	0.00%

Election Summary Report
Presque Isle County, MI
2010 Primary
Summary For Moltke Township, Precinct 1, All Counters, All Races

Registered Voters 221 - Cards Cast 65 29.41% Num. Report Precinct 1 - Num. Reporting 1 100.00%

R Moltke PT Treasurer		REP Total	
Number of Precincts		1	
Precincts Reporting		1	100.0 %
Total Votes		50	
Gloria Adrian	REP	50	100.00%
Write-in Votes		0	0.00%

R Moltke Delegate		REP Total	
Number of Precincts		1	
Precincts Reporting		1	100.0 %
Total Votes		0 4	
Write-in Votes		0 4	100.00%

D Governor		DEM Total	
Number of Precincts		1	
Precincts Reporting		1	100.0 %
Total Votes		13	
Virg Bernero	DEM	9	69.23%
Andy Dillon	DEM	4	30.77%
Write-in Votes		0	0.00%

D D1 Congress		DEM Total	
Number of Precincts		1	
Precincts Reporting		1	100.0 %
Total Votes		11	
Gary McDowell	DEM	11	100.00%
Write-in Votes		0	0.00%

D D37 Senator		DEM Total	
Number of Precincts		1	
Precincts Reporting		1	100.0 %
Total Votes		9	
Bob Carr	DEM	9	100.00%
Write-in Votes		0	0.00%

D D106 Representative		DEM Total	
Number of Precincts		1	
Precincts Reporting		1	100.0 %
Total Votes		12	
Patrick Pokorski	DEM	1	8.33%
Casey A. Viegelahn	DEM	11	91.67%
Write-in Votes		0	0.00%

Election Summary Report
Presque Isle County, MI
2010 Primary
Summary For Moltke Township, Precinct 1, All Counters, All Races

Registered Voters 221 - Cards Cast 65 29.41%

Num. Report Precinct 1 - Num. Reporting 1 100.00%

D D2 Commissioner	DEM Total	
Number of Precincts	1	
Precincts Reporting	1	100.0 %
Total Votes	0	
Write-in Votes	0	100.00%

D Moltke PT Treasurer	DEM Total	
Number of Precincts	1	
Precincts Reporting	1	100.0 %
Total Votes	0	
Write-in Votes	0	100.00%

D Moltke Delegate	DEM Total	
Number of Precincts	1	
Precincts Reporting	1	100.0 %
Total Votes	0	
Write-in Votes	0	100.00%

County Tax Prop	Total	
Number of Precincts	1	
Precincts Reporting	1	100.0 %
Total Votes	63	
YES	46	73.02%
NO	17	26.98%

County Seniors Prop	Total	
Number of Precincts	1	
Precincts Reporting	1	100.0 %
Total Votes	63	
YES	45	71.43%
NO	18	28.57%

Moltke Millage Prop	Total	
Number of Precincts	1	
Precincts Reporting	1	100.0 %
Total Votes	64	
YES	42	65.63%
NO	22	34.38%

Election Summary Report
Presque Isle County, MI
2010 Primary
Summary For North Allis Township, Precinct 1, All Counters, All Races

Registered Voters 438 - Cards Cast 92 21.00% Num. Report Precinct 1 - Num. Reporting 1 100.00%

R Governor		REP Total	
Number of Precincts		1	
Precincts Reporting		1	100.0 %
Total Votes		48	
Mike Bouchard	REP	2	4.17%
Mike Cox	REP	13	27.08%
Tom George	REP	1	2.08%
Pete Hoekstra	REP	9	18.75%
Rick Snyder	REP	23	47.92%
Write-in Votes		0	0.00%

R D1 Congress		REP Total	
Number of Precincts		1	
Precincts Reporting		1	100.0 %
Total Votes		46	
Jason Allen	REP	26	56.52%
Dan Benishek	REP	14	30.43%
Patrick Donlon	REP	0	0.00%
Linda Goldthorpe	REP	2	4.35%
Don Hooper	REP	3	6.52%
Tom Stillings	REP	1	2.17%
Write-in Votes		0	0.00%

R D37 Senator		REP Total	
Number of Precincts		1	
Precincts Reporting		1	100.0 %
Total Votes		42	
Randy Bishop	REP	22	52.38%
Howard Walker	REP	20	47.62%
Write-in Votes		0	0.00%

R D106 Representative		REP Total	
Number of Precincts		1	
Precincts Reporting		1	100.0 %
Total Votes		34 ~~35~~	
Peter Pettalia	REP	34	97.14%
Write-in Votes		0 1	2.86%

R D1 Commissioner		REP Total	
Number of Precincts		1	
Precincts Reporting		1	100.0 %
Total Votes		0 1	
Write-in Votes		0 1	100.00%

Election Summary Report
Presque Isle County, MI
2010 Primary
Summary For North Allis Township, Precinct 1, All Counters, All Races

Registered Voters 438 - Cards Cast 92 21.00% Num. Report Precinct 1 - Num. Reporting 1 100.00%

R No Allis Delegate		REP Total	
Number of Precincts		1	
Precincts Reporting		1	100.0 %
Total Votes		0 2	
Write-in Votes		0 2	100.00%

D Governor		DEM Total	
Number of Precincts		1	
Precincts Reporting		1	100.0 %
Total Votes		31	
Virg Bernero	DEM	17	54.84%
Andy Dillon	DEM	14	45.16%
Write-in Votes		0	0.00%

D D1 Congress		DEM Total	
Number of Precincts		1	
Precincts Reporting		1	100.0 %
Total Votes		27	
Gary McDowell	DEM	27	100.00%
Write-in Votes		0	0.00%

D D37 Senator		DEM Total	
Number of Precincts		1	
Precincts Reporting		1	100.0 %
Total Votes		29	
Bob Carr	DEM	29	100.00%
Write-in Votes		0	0.00%

D D106 Representative		DEM Total	
Number of Precincts		1	
Precincts Reporting		1	100.0 %
Total Votes		29	
Patrick Pokorski	DEM	8	27.59%
Casey A. Viegelahn	DEM	21	72.41%
Write-in Votes		0	0.00%

D D1 Commissioner		DEM Total	
Number of Precincts		1	
Precincts Reporting		1	100.0 %
Total Votes		40	
Robert D. Schell	DEM	22	55.00%
Wayne Vermilya	DEM	17	42.50%
Write-in Votes Patricia Augustine		1	2.50%

Election Summary Report
Presque Isle County, MI
2010 Primary
Summary For North Allis Township, Precinct 1, All Counters, All Races

Registered Voters 438 - Cards Cast 92 21.00% Num. Report Precinct 1 - Num. Reporting 1 100.00%

D No Allis Delegate		DEM Total	
Number of Precincts		1	
Precincts Reporting		1	100.0 %
Total Votes		25	
Gary Shepherd	DEM	25	100.00%
Write-in Votes		0	0.00%

County Tax Prop	Total	
Number of Precincts	1	
Precincts Reporting	1	100.0 %
Total Votes	81	
YES	46	56.79%
NO	35	43.21%

County Seniors Prop	Total	
Number of Precincts	1	
Precincts Reporting	1	100.0 %
Total Votes	84	
YES	60	71.43%
NO	24	28.57%

Election Summary Report
Presque Isle County, MI
2010 Primary
Summary For Ocqueoc Township, Precinct 1, All Counters, All Races

Registered Voters 537 - Cards Cast 182 33.89% Num. Report Precinct 1 - Num. Reporting 1 100.00%

R Governor		REP Total	
Number of Precincts		1	
Precincts Reporting		1	100.0 %
Total Votes		121	
Mike Bouchard	REP	11	9.09%
Mike Cox	REP	27	22.31%
Tom George	REP	0	0.00%
Pete Hoekstra	REP	37	30.58%
Rick Snyder	REP	46	38.02%
Write-in Votes		0	0.00%

R D1 Congress		REP Total	
Number of Precincts		1	
Precincts Reporting		1	100.0 %
Total Votes		112 ~~113~~	
Jason Allen	REP	37	32.74%
Dan Benishek	REP	59	52.21%
Patrick Donlon	REP	1	0.88%
Linda Goldthorpe	REP	9	7.96%
Don Hooper	REP	2	1.77%
Tom Stillings	REP	4	3.54%
Write-in Votes		0 ~~1~~	0.88%

R D37 Senator		REP Total	
Number of Precincts		1	
Precincts Reporting		1	100.0 %
Total Votes		99	
Randy Bishop	REP	60	60.61%
Howard Walker	REP	39	39.39%
Write-in Votes		0	0.00%

R D106 Representative		REP Total	
Number of Precincts		1	
Precincts Reporting		1	100.0 %
Total Votes		84 ~~85~~	
Peter Pettalia	REP	84	98.82%
Write-in Votes		0 ~~1~~	1.18%

R D2 Commissioner		REP Total	
Number of Precincts		1	
Precincts Reporting		1	100.0 %
Total Votes		85	
Kristin Sorgenfrei	REP	85	100.00%
Write-in Votes		0	0.00%

Election Summary Report
Presque Isle County, MI
2010 Primary
Summary For Ocqueoc Township, Precinct 1, All Counters, All Races

Registered Voters 537 - Cards Cast 182 33.89% Num. Report Precinct 1 - Num. Reporting 1 100.00%

R Ocqueoc Delegate	REP	Total	
Number of Precincts		1	
Precincts Reporting		1	100.0 %
Total Votes		0	
Write-in Votes		0	100.00%

D Governor	DEM	Total	
Number of Precincts		1	
Precincts Reporting		1	100.0 %
Total Votes		49	
Virg Bernero	DEM	23	46.94%
Andy Dillon	DEM	26	53.06%
Write-in Votes		0	0.00%

D D1 Congress	DEM	Total	
Number of Precincts		1	
Precincts Reporting		1	100.0 %
Total Votes		43	
Gary McDowell	DEM	43	100.00%
Write-in Votes		0	0.00%

D D37 Senator	DEM	Total	
Number of Precincts		1	
Precincts Reporting		1	100.0 %
Total Votes		38	
Bob Carr	DEM	38	100.00%
Write-in Votes		0	0.00%

D D106 Representative	DEM	Total	
Number of Precincts		1	
Precincts Reporting		1	100.0 %
Total Votes		45	
Patrick Pokorski	DEM	12	26.67%
Casey A. Viegelahn	DEM	33	73.33%
Write-in Votes		0	0.00%

D D2 Commissioner	DEM	Total	
Number of Precincts		1	
Precincts Reporting		1	100.0 %
Total Votes		0	
Write-in Votes		0	100.00%

Election Summary Report
Presque Isle County, MI
2010 Primary
Summary For Ocqueoc Township, Precinct 1, All Counters, All Races

Registered Voters 537 - Cards Cast 182 33.89% Num. Report Precinct 1 - Num. Reporting 1 100.00%

D Ocqueoc Delegate	DEM Total	
Number of Precincts	1	
Precincts Reporting	1	100.0 %
Total Votes	0	
Write-in Votes	0	N/A

County Tax Prop	Total	
Number of Precincts	1	
Precincts Reporting	1	100.0 %
Total Votes	161	
YES	104	64.60%
NO	57	35.40%

County Seniors Prop	Total	
Number of Precincts	1	
Precincts Reporting	1	100.0 %
Total Votes	174	
YES	123	70.69%
NO	51	29.31%

Ocqueoc Emer Service	Total	
Number of Precincts	1	
Precincts Reporting	1	100.0 %
Total Votes	174	
YES	130	74.71%
NO	44	25.29%

Election Summary Report
Presque Isle County, MI
2010 Primary
Summary For Posen Township, Precinct 1, All Counters, All Races

Registered Voters 620 - Cards Cast 129 20.81% Num. Report Precinct 1 - Num. Reporting 1 100.00%

R Governor		REP Total	
Number of Precincts		1	
Precincts Reporting		1	100.0 %
Total Votes		76	
Mike Bouchard	REP	12	15.79%
Mike Cox	REP	22	28.95%
Tom George	REP	1	1.32%
Pete Hoekstra	REP	26	34.21%
Rick Snyder	REP	15	19.74%
Write-in Votes		0	0.00%

R D1 Congress		REP Total	
Number of Precincts		1	
Precincts Reporting		1	100.0 %
Total Votes		73	
Jason Allen	REP	42	57.53%
Dan Benishek	REP	23	31.51%
Patrick Donlon	REP	2	2.74%
Linda Goldthorpe	REP	2	2.74%
Don Hooper	REP	3	4.11%
Tom Stillings	REP	1	1.37%
Write-in Votes		0	0.00%

R D37 Senator		REP Total	
Number of Precincts		1	
Precincts Reporting		1	100.0 %
Total Votes		67	
Randy Bishop	REP	33	49.25%
Howard Walker	REP	34	50.75%
Write-in Votes		0	0.00%

R D106 Representative		REP Total	
Number of Precincts		1	
Precincts Reporting		1	100.0 %
Total Votes		66 ~~67~~	
Peter Pettalia	REP	66	98.51%
Write-in Votes		0 ~~1~~	1.49%

R D4 Commissioner		REP Total	
Number of Precincts		1	
Precincts Reporting		1	100.0 %
Total Votes		24	
Carl Altman	REP	15	62.50%
Allan Berg	REP	9	37.50%
Write-in Votes		0	0.00%

Election Summary Report
Presque Isle County, MI
2010 Primary
Summary For Posen Township, Precinct 1, All Counters, All Races

Registered Voters 620 - Cards Cast 129 20.81% Num. Report Precinct 1 - Num. Reporting 1 100.00%

R D5 Commissioner		REP Total	
Number of Precincts		1	
Precincts Reporting		1	100.0 %
Total Votes		49	
Stephen Lang	REP	49	100.00%
Write-in Votes		0	0.00%

R Posen Delegate		REP Total	
Number of Precincts		1	
Precincts Reporting		1	100.0 %
Total Votes		0	
Write-in Votes		0	100.00%

D Governor		DEM Total	
Number of Precincts		1	
Precincts Reporting		1	100.0 %
Total Votes		44	
Virg Bernero	DEM	16	36.36%
Andy Dillon	DEM	28	63.64%
Write-in Votes		0	0.00%

D D1 Congress		DEM Total	
Number of Precincts		1	
Precincts Reporting		1	100.0 %
Total Votes		40	
Gary McDowell	DEM	40	100.00%
Write-in Votes		0	0.00%

D D37 Senator		DEM Total	
Number of Precincts		1	
Precincts Reporting		1	100.0 %
Total Votes		40	
Bob Carr	DEM	40	100.00%
Write-in Votes		0	0.00%

D D106 Representative		DEM Total	
Number of Precincts		1	
Precincts Reporting		1	100.0 %
Total Votes		44	
Patrick Pokorski	DEM	20	45.45%
Casey A. Viegelahn	DEM	24	54.55%
Write-in Votes		0	0.00%

Election Summary Report
Presque Isle County, MI
2010 Primary
Summary For Posen Township, Precinct 1, All Counters, All Races

Registered Voters 620 - Cards Cast 129 20.81% Num. Report Precinct 1 - Num. Reporting 1 100.00%

D D4 Commissioner		DEM Total	
Number of Precincts		1	
Precincts Reporting		1	100.0 %
Total Votes		0	
Write-in Votes		0	N/A

D D5 Commissioner		DEM Total	
Number of Precincts		1	
Precincts Reporting		1	100.0 %
Total Votes		31	
Michael Grohowski	DEM	31	100.00%
Write-in Votes		0	0.00%

D Posen Delegate		DEM Total	
Number of Precincts		1	
Precincts Reporting		1	100.0 %
Total Votes		0	
Write-in Votes		0	N/A

County Tax Prop	Total	
Number of Precincts	1	
Precincts Reporting	1	100.0 %
Total Votes	116	
YES	76	65.52%
NO	40	34.48%

County Seniors Prop	Total	
Number of Precincts	1	
Precincts Reporting	1	100.0 %
Total Votes	121	
YES	82	67.77%
NO	39	32.23%

Election Summary Report
Presque Isle County, MI
2010 Primary
Summary For Presque Isle Township, Precinct 1, All Counters, All Races

Registered Voters 1547 - Cards Cast 519 33.55% Num. Report Precinct 1 - Num. Reporting 1 100.00%

R Governor		REP Total	
Number of Precincts		1	
Precincts Reporting		1	100.0 %
Total Votes		322	
Mike Bouchard	REP	24	7.45%
Mike Cox	REP	99	30.75%
Tom George	REP	2	0.62%
Pete Hoekstra	REP	72	22.36%
Rick Snyder	REP	125	38.82%
Write-in Votes		0	0.00%

R D1 Congress		REP Total	
Number of Precincts		1	
Precincts Reporting		1	100.0 %
Total Votes		301 ~~303~~	
Jason Allen	REP	118	38.94%
Dan Benishek	REP	145	47.85%
Patrick Donlon	REP	8	2.64%
Linda Goldthorpe	REP	14	4.62%
Don Hooper	REP	7	2.31%
Tom Stillings	REP	9	2.97%
Write-in Votes		0 ~~2~~	0.66%

R D37 Senator		REP Total	
Number of Precincts		1	
Precincts Reporting		1	100.0 %
Total Votes		255	
Randy Bishop	REP	112	43.92%
Howard Walker	REP	140	54.90%
Write-in Votes		~~3~~	1.18%

R D106 Representative		REP Total	
Number of Precincts		1	
Precincts Reporting		1	100.0 %
Total Votes		258 ~~262~~	
Peter Pettalia	REP	258	98.47%
Write-in Votes		0 ~~4~~	1.53%

R D5 Commissioner		REP Total	
Number of Precincts		1	
Precincts Reporting		1	100.0 %
Total Votes		276 ~~278~~	
Stephen Lang	REP	276	99.28%
Write-in Votes		0 ~~2~~	0.72%

Election Summary Report
Presque Isle County, MI
2010 Primary
Summary For Presque Isle Township, Precinct 1, All Counters, All Races

Registered Voters 1547 - Cards Cast 519 33.55% Num. Report Precinct 1 - Num. Reporting 1 100.00%

R Presq Is Delegate		REP Total	
Number of Precincts		1	
Precincts Reporting		1	100.0 %
Total Votes		20	
Write-in Votes		20	100.00%

D Governor		DEM Total	
Number of Precincts		1	
Precincts Reporting		1	100.0 %
Total Votes		160 ~~161~~	
Virg Bernero	DEM	81	50.31%
Andy Dillon	DEM	79	49.07%
Write-in Votes		0 X	0.62%

D D1 Congress		DEM Total	
Number of Precincts		1	
Precincts Reporting		1	100.0 %
Total Votes		137 ~~138~~	
Gary McDowell	DEM	137	99.28%
Write-in Votes		0 X	0.72%

D D37 Senator		DEM Total	
Number of Precincts		1	
Precincts Reporting		1	100.0 %
Total Votes		126	
Bob Carr	DEM	126	100.00%
Write-in Votes		0	0.00%

D D106 Representative		DEM Total	
Number of Precincts		1	
Precincts Reporting		1	100.0 %
Total Votes		180	
Patrick Pokorski	DEM	73	40.56%
Casey A. Viegelahn	DEM	107	59.44%
Write-in Votes		0	0.00%

D D5 Commissioner		DEM Total	
Number of Precincts		1	
Precincts Reporting		1	100.0 %
Total Votes		136 ~~137~~	
Michael Grohowski	DEM	136	99.27%
Write-in Votes		0 X	0.73%

Election Summary Report
Presque Isle County, MI
2010 Primary
Summary For Presque Isle Township, Precinct 1, All Counters, All Races

Registered Voters 1547 - Cards Cast 519 33.55% Num. Report Precinct 1 - Num. Reporting 1 100.00%

D Presq Is Delegate	DEM Total	
Number of Precincts	1	
Precincts Reporting	1	100.0 %
Total Votes	13 ~~19~~	
Write-in Votes Peter Pettalia - L, Karen Pettalia - L	12 ~~19~~	100.00%

County Tax Prop	Total	
Number of Precincts	1	
Precincts Reporting	1	100.0 %
Total Votes	454	
YES	293	64.54%
NO	161	35.46%

County Seniors Prop	Total	
Number of Precincts	1	
Precincts Reporting	1	100.0 %
Total Votes	474	
YES	350	73.84%
NO	124	26.16%

Election Summary Report
Presque Isle County, MI
2010 Primary
Summary For Pulawski Township, Precinct 1, All Counters, All Races

Registered Voters 262 - Cards Cast 68 25.95% Num. Report Precinct 1 - Num. Reporting 1 100.00%

R Governor		REP Total	
Number of Precincts		1	
Precincts Reporting		1	100.0 %
Total Votes		35	
Mike Bouchard	REP	1	2.86%
Mike Cox	REP	11	31.43%
Tom George	REP	0	0.00%
Pete Hoekstra	REP	12	34.29%
Rick Snyder	REP	11	31.43%
Write-in Votes		0	0.00%

R D1 Congress		REP Total	
Number of Precincts		1	
Precincts Reporting		1	100.0 %
Total Votes		34	
Jason Allen	REP	15	44.12%
Dan Benishek	REP	17	50.00%
Patrick Donlon	REP	0	0.00%
Linda Goldthorpe	REP	0	0.00%
Don Hooper	REP	0	0.00%
Tom Stillings	REP	2	5.88%
Write-in Votes		0	0.00%

R D37 Senator		REP Total	
Number of Precincts		1	
Precincts Reporting		1	100.0 %
Total Votes		28	
Randy Bishop	REP	15	53.57%
Howard Walker	REP	13	46.43%
Write-in Votes		0	0.00%

R D106 Representative		REP Total	
Number of Precincts		1	
Precincts Reporting		1	100.0 %
Total Votes		24	
Peter Pettalia	REP	24	100.00%
Write-in Votes		0	0.00%

R D4 Commissioner		REP Total	
Number of Precincts		1	
Precincts Reporting		1	100.0 %
Total Votes		34	
Carl Altman	REP	18	52.94%
Allan Berg	REP	16	47.06%
Write-in Votes		0	0.00%

Election Summary Report
Presque Isle County, MI
2010 Primary
Summary For Pulawski Township, Precinct 1, All Counters, All Races

Registered Voters 262 - Cards Cast 68 25.95% Num. Report Precinct 1 - Num. Reporting 1 100.00%

R Pulawski PT Trustee	REP	Total	
Number of Precincts		1	
Precincts Reporting		1	100.0 %
Total Votes		0 -3	
Write-in Votes		0 -3	100.00%

R Pulawski Delegate	REP	Total	
Number of Precincts		1	
Precincts Reporting		1	100.0 %
Total Votes		0	
Write-in Votes		0	N/A

D Governor	DEM	Total	
Number of Precincts		1	
Precincts Reporting		1	100.0 %
Total Votes		29	
Virg Bernero	DEM	7	24.14%
Andy Dillon	DEM	22	75.86%
Write-in Votes		0	0.00%

D D1 Congress	DEM	Total	
Number of Precincts		1	
Precincts Reporting		1	100.0 %
Total Votes		27	
Gary McDowell	DEM	27	100.00%
Write-in Votes		0	0.00%

D D37 Senator	DEM	Total	
Number of Precincts		1	
Precincts Reporting		1	100.0 %
Total Votes		27	
Bob Carr	DEM	27	100.00%
Write-in Votes		0	0.00%

D D106 Representative	DEM	Total	
Number of Precincts		1	
Precincts Reporting		1	100.0 %
Total Votes		32	
Patrick Pokorski	DEM	17	53.13%
Casey A. Viegelahn	DEM	15	46.88%
Write-in Votes		0	0.00%

Election Summary Report
Presque Isle County, MI
2010 Primary
Summary For Pulawski Township, Precinct 1, All Counters, All Races

Registered Voters 262 - Cards Cast 68 25.95% Num. Report Precinct 1 - Num. Reporting 1 100.00%

D D4 Commissioner	DEM	Total	
Number of Precincts		1	
Precincts Reporting		1	100.0 %
Total Votes		1 ~~4~~	
Write-in Votes Deil Dale Rephe		1 ~~4~~	100.00%

D Pulawski PT Trustee	DEM	Total	
Number of Precincts		1	
Precincts Reporting		1	100.0 %
Total Votes		28	
Bonnie Strzelecki	DEM	28	100.00%
Write-in Votes		0	0.00%

D Pulawski Delegate	DEM	Total	
Number of Precincts		1	
Precincts Reporting		1	100.0 %
Total Votes		1	
Write-in Votes		1	100.00%

County Tax Prop	Total	
Number of Precincts	1	
Precincts Reporting	1	100.0 %
Total Votes	67	
YES	44	65.67%
NO	23	34.33%

County Seniors Prop	Total	
Number of Precincts	1	
Precincts Reporting	1	100.0 %
Total Votes	68	
YES	49	72.06%
NO	19	27.94%

Pulawski Millage Prop	Total	
Number of Precincts	1	
Precincts Reporting	1	100.0 %
Total Votes	67	
YES	40	59.70%
NO	27	40.30%

Election Summary Report
Presque Isle County, MI
2010 Primary
Summary For Rogers Township, Precinct 1, All Counters, All Races

Registered Voters 826 - Cards Cast 260 31.48% Num. Report Precinct 1 - Num. Reporting 1 100.00%

R Governor		REP Total	
Number of Precincts		1	
Precincts Reporting		1	100.0 %
Total Votes		194	
Mike Bouchard	REP	15	7.73%
Mike Cox	REP	44	22.68%
Tom George	REP	2	1.03%
Pete Hoekstra	REP	59	30.41%
Rick Snyder	REP	74	38.14%
Write-in Votes		0	0.00%

R D1 Congress		REP Total	
Number of Precincts		1	
Precincts Reporting		1	100.0 %
Total Votes		188	
Jason Allen	REP	77	40.96%
Dan Benishek	REP	96	51.06%
Patrick Donlon	REP	6	3.19%
Linda Goldthorpe	REP	2	1.06%
Don Hooper	REP	3	1.60%
Tom Stillings	REP	4	2.13%
Write-in Votes		0	0.00%

R D37 Senator		REP Total	
Number of Precincts		1	
Precincts Reporting		1	100.0 %
Total Votes		154	
Randy Bishop	REP	75	48.70%
Howard Walker	REP	79	51.30%
Write-in Votes		0	0.00%

R D106 Representative		REP Total	
Number of Precincts		1	
Precincts Reporting		1	100.0 %
Total Votes		151	
Peter Pettalia	REP	151	100.00%
Write-in Votes		0	0.00%

R D2 Commissioner		REP Total	
Number of Precincts		1	
Precincts Reporting		1	100.0 %
Total Votes		110 111	
Kristin Sorgenfrei	REP	110	99.10%
Write-in Votes		0 1	0.90%

Election Summary Report
Presque Isle County, MI
2010 Primary
Summary For Rogers Township, Precinct 1, All Counters, All Races

Registered Voters 826 - Cards Cast 260 31.48% Num. Report Precinct 1 - Num. Reporting 1 100.00%

R D4 Commissioner		REP Total	
Number of Precincts		1	
Precincts Reporting		1	100.0 %
Total Votes		54	
Carl Altman	REP	29	53.70%
Allan Berg	REP	25	46.30%
Write-in Votes		0	0.00%

R Rogers Delegate		REP Total	
Number of Precincts		1	
Precincts Reporting		1	100.0 %
Total Votes		260 ~~213~~	
Janet Brietzke	REP	111	52.11%
Robert Brietzke	REP	99	46.48%
Write-in Votes		0 ~~3~~	1.41%

D Governor		DEM Total	
Number of Precincts		1	
Precincts Reporting		1	100.0 %
Total Votes		57	
Virg Bernero	DEM	26	45.61%
Andy Dillon	DEM	31	54.39%
Write-in Votes		0	0.00%

D D1 Congress		DEM Total	
Number of Precincts		1	
Precincts Reporting		1	100.0 %
Total Votes		49	
Gary McDowell	DEM	49	100.00%
Write-in Votes		0	0.00%

D D37 Senator		DEM Total	
Number of Precincts		1	
Precincts Reporting		1	100.0 %
Total Votes		48	
Bob Carr	DEM	48	100.00%
Write-in Votes		0	0.00%

D D106 Representative		DEM Total	
Number of Precincts		1	
Precincts Reporting		1	100.0 %
Total Votes		61	
Patrick Pokorski	DEM	4	6.56%
Casey A. Viegelahn	DEM	57	93.44%
Write-in Votes		0	0.00%

Election Summary Report
Presque Isle County, MI
2010 Primary
Summary For Rogers Township, Precinct 1, All Counters, All Races

Registered Voters 826 - Cards Cast 260 31.48% Num. Report Precinct 1 - Num. Reporting 1 100.00%

D D2 Commissioner	DEM Total	
Number of Precincts	1	
Precincts Reporting	1	100.0 %
Total Votes	0	
Write-in Votes	0	100.00%

D D4 Commissioner	DEM Total	
Number of Precincts	1	
Precincts Reporting	1	100.0 %
Total Votes	0	
Write-in Votes	0	N/A

D Rogers Delegate	DEM Total	
Number of Precincts	1	
Precincts Reporting	1	100.0 %
Total Votes	0	
Write-in Votes	0	N/A

County Tax Prop	Total	
Number of Precincts	1	
Precincts Reporting	1	100.0 %
Total Votes	244	
YES	167	68.44%
NO	77	31.56%

County Seniors Prop	Total	
Number of Precincts	1	
Precincts Reporting	1	100.0 %
Total Votes	251	
YES	175	69.72%
NO	76	30.28%

Election Summary Report
Presque Isle County, MI
2010 Primary
Summary For City of Rogers City, Precinct 1, All Counters, All Races

Date:08/03/10
Time:21:26:25

Registered Voters 1093 - Cards Cast ~~290~~ 291 26.53% Num. Report Precinct 1 - Num. Reporting 1 100.00%

R Governor		REP Total	
Number of Precincts		1	
Precincts Reporting		1	100.0 %
Total Votes		173 ~~172~~	
Mike Bouchard	REP	16	9.30%
Mike Cox	REP	70	40.70%
Tom George	REP	2	1.16%
Pete Hoekstra	REP	41	23.84%
Rick Snyder	REP	44 ~~43~~	25.00%
Write-in Votes		0	0.00%

R D1 Congress		REP Total	
Number of Precincts		1	
Precincts Reporting		1	100.0 %
Total Votes		170 ~~169~~	
Jason Allen	REP	102	60.36%
Dan Benishek	REP	59 ~~57~~	33.73%
Patrick Donlon	REP	2	1.18%
Linda Goldthorpe	REP	6	3.55%
Don Hooper	REP	0	0.00%
Tom Stillings	REP	2	1.18%
Write-in Votes		0	0.00%

R D37 Senator		REP Total	
Number of Precincts		1	
Precincts Reporting		1	100.0 %
Total Votes		149 ~~148~~	
Randy Bishop	REP	63 ~~62~~	41.89%
Howard Walker	REP	86	58.11%
Write-in Votes		0	0.00%

R D106 Representative		REP Total	
Number of Precincts		1	
Precincts Reporting		1	100.0 %
Total Votes		140 ~~141~~	
Peter Pettalia	REP	140 ~~139~~	98.58%
Write-in Votes		0 ~~2~~	1.42%

R D3 Commissioner		REP Total	
Number of Precincts		1	
Precincts Reporting		1	100.0 %
Total Votes		0 ~~10~~	
Write-in Votes		0 ~~10~~	100.00%

Election Summary Report
Presque Isle County, MI
2010 Primary
Summary For City of Rogers City, Precinct 1, All Counters, All Races

Registered Voters 1093 - Cards Cast ~~290~~ 291 26.53% Num. Report Precinct 1 - Num. Reporting 1 100.00%

R C Rogers 1 Delegate		REP Total	
Number of Precincts		1	
Precincts Reporting		1	100.0 %
Total Votes		~~125~~ 126	
Milt Very	REP	~~125~~ 126	100.00%
Write-in Votes		0	0.00%

D Governor		DEM Total	
Number of Precincts		1	
Precincts Reporting		1	100.0 %
Total Votes		91	
Virg Bernero	DEM	38	41.76%
Andy Dillon	DEM	53	58.24%
Write-in Votes		0	0.00%

D D1 Congress		DEM Total	
Number of Precincts		1	
Precincts Reporting		1	100.0 %
Total Votes		~~72~~ 71	
Gary McDowell	DEM	71	98.61%
Write-in Votes		0 ~~1~~	1.39%

D D37 Senator		DEM Total	
Number of Precincts		1	
Precincts Reporting		1	100.0 %
Total Votes		72	
Bob Carr	DEM	72	100.00%
Write-in Votes		0	0.00%

D D106 Representative		DEM Total	
Number of Precincts		1	
Precincts Reporting		1	100.0 %
Total Votes		106	
Patrick Pokorski	DEM	9	8.49%
Casey A. Viegelahn	DEM	97	91.51%
Write-in Votes		0	0.00%

D D3 Commisisoner		DEM Total	
Number of Precincts		1	
Precincts Reporting		1	100.0 %
Total Votes		89	
Michael Darga	DEM	89	100.00%
Write-in Votes		0	0.00%

Election Summary Report
Presque Isle County, MI
2010 Primary
Summary For City of Rogers City, Precinct 1, All Counters, All Races

Registered Voters 1093 - Cards Cast ~~290~~ 291 26.53% Num. Report Precinct 1 - Num. Reporting 1 100.00%

D C Rogers 1 Delegate	DEM Total	
Number of Precincts	1	
Precincts Reporting	1	100.0 %
Total Votes	8	
Write-in Votes	~~8~~	100.00%

County Tax Prop	Total	
Number of Precincts	1	
Precincts Reporting	1	100.0 %
Total Votes	269 ~~268~~	
YES	196 ~~195~~	72.76%
NO	73	27.24%

County Seniors Prop	Total	
Number of Precincts	1	
Precincts Reporting	1	100.0 %
Total Votes	274 ~~273~~	
YES	225 ~~224~~	82.05%
NO	49	17.95%

Election Summary Report
Presque Isle County, MI
2010 Primary
Summary For City of Rogers City, Precinct 2, All Counters, All Races

Registered Voters 861 - Cards Cast 213 24.74% Num. Report Precinct 1 - Num. Reporting 1 100.00%

R Governor		REP Total	
Number of Precincts		1	
Precincts Reporting		1	100.0 %
Total Votes		142	
Mike Bouchard	REP	11	7.75%
Mike Cox	REP	41	28.87%
Tom George	REP	0	0.00%
Pete Hoekstra	REP	45	31.69%
Rick Snyder	REP	45	31.69%
Write-in Votes		0	0.00%

R D1 Congress		REP Total	
Number of Precincts		1	
Precincts Reporting		1	100.0 %
Total Votes		141	
Jason Allen	REP	76	53.90%
Dan Benishek	REP	52	36.88%
Patrick Donlon	REP	1	0.71%
Linda Goldthorpe	REP	2	1.42%
Don Hooper	REP	2	1.42%
Tom Stillings	REP	8	5.67%
Write-in Votes		0	0.00%

R D37 Senator		REP Total	
Number of Precincts		1	
Precincts Reporting		1	100.0 %
Total Votes		128	
Randy Bishop	REP	65	50.78%
Howard Walker	REP	63	49.22%
Write-in Votes		0	0.00%

R D106 Representative		REP Total	
Number of Precincts		1	
Precincts Reporting		1	100.0 %
Total Votes		112	
Peter Pettalia	REP	112	100.00%
Write-in Votes		0	0.00%

R D3 Commissioner		REP Total	
Number of Precincts		1	
Precincts Reporting		1	100.0 %
Total Votes		0	
Write-in Votes		0	100.00%

Election Summary Report
Presque Isle County, MI
2010 Primary
Summary For City of Rogers City, Precinct 2, All Counters, All Races

Registered Voters 861 - Cards Cast 213 24.74% Num. Report Precinct 1 - Num. Reporting 1 100.00%

R C Rogers 2 Delegate		REP Total	
Number of Precincts		1	
Precincts Reporting		1	100.0 %
Total Votes		231	
Candace Kowalski	REP	75	32.47%
Carol Lamb	REP	73	31.60%
Jeffrey C. Lamb	REP	83	35.93%
Write-in Votes		0	0.00%

D Governor		DEM Total	
Number of Precincts		1	
Precincts Reporting		1	100.0 %
Total Votes		60	
Virg Bernero	DEM	25	41.67%
Andy Dillon	DEM	35	58.33%
Write-in Votes		0	0.00%

D D1 Congress		DEM Total	
Number of Precincts		1	
Precincts Reporting		1	100.0 %
Total Votes		53 ~~54~~	
Gary McDowell	DEM	53	98.15%
Write-in Votes		0 ✗	1.85%

D D37 Senator		DEM Total	
Number of Precincts		1	
Precincts Reporting		1	100.0 %
Total Votes		52 ~~53~~	
Bob Carr	DEM	52	98.11%
Write-in Votes		0 ✗	1.89%

D D106 Representative		DEM Total	
Number of Precincts		1	
Precincts Reporting		1	100.0 %
Total Votes		65 ~~66~~	
Patrick Pokorski	DEM	7	10.61%
Casey A. Viegelahn	DEM	58	87.88%
Write-in Votes		0 ✗	1.52%

D D3 Commisisoner		DEM Total	
Number of Precincts		1	
Precincts Reporting		1	100.0 %
Total Votes		57	
Michael Darga	DEM	57	100.00%
Write-in Votes		0	0.00%

Election Summary Report
Presque Isle County, MI
2010 Primary
Summary For City of Rogers City, Precinct 2, All Counters, All Races

Registered Voters 861 - Cards Cast 213 24.74% Num. Report Precinct 1 - Num. Reporting 1 100.00%

D C Rogers 2 Delegate	DEM Total	
Number of Precincts	1	
Precincts Reporting	1	100.0 %
Total Votes	0	
Write-in Votes	0	100.00%

County Tax Prop	Total	
Number of Precincts	1	
Precincts Reporting	1	100.0 %
Total Votes	190	
YES	145	76.32%
NO	45	23.68%

County Seniors Prop	Total	
Number of Precincts	1	
Precincts Reporting	1	100.0 %
Total Votes	198	
YES	162	81.82%
NO	36	18.18%

Election Summary Report
Presque Isle County, MI
2010 Primary
Summary For City of Rogers City, Precinct 3, All Counters, All Races

Registered Voters 271 - Cards Cast 71 26.20% Num. Report Precinct 1 - Num. Reporting 1 100.00%

R Governor		REP Total	
Number of Precincts		1	
Precincts Reporting		1	100.0 %
Total Votes		57	
Mike Bouchard	REP	5	8.77%
Mike Cox	REP	15	26.32%
Tom George	REP	2	3.51%
Pete Hoekstra	REP	20	35.09%
Rick Snyder	REP	15	26.32%
Write-in Votes		0	0.00%

R D1 Congress		REP Total	
Number of Precincts		1	
Precincts Reporting		1	100.0 %
Total Votes		54	
Jason Allen	REP	23	42.59%
Dan Benishek	REP	25	46.30%
Patrick Donlon	REP	3	5.56%
Linda Goldthorpe	REP	0	0.00%
Don Hooper	REP	0	0.00%
Tom Stillings	REP	3	5.56%
Write-in Votes		0	0.00%

R D37 Senator		REP Total	
Number of Precincts		1	
Precincts Reporting		1	100.0 %
Total Votes		47	
Randy Bishop	REP	15	31.91%
Howard Walker	REP	32	68.09%
Write-in Votes		0	0.00%

R D106 Representative		REP Total	
Number of Precincts		1	
Precincts Reporting		1	100.0 %
Total Votes		44 ~~45~~	
Peter Pettalia	REP	44	97.78%
Write-in Votes		0 ~~1~~	2.22%

R D4 Commissioner		REP Total	
Number of Precincts		1	
Precincts Reporting		1	100.0 %
Total Votes		58	
Carl Altman	REP	45	77.59%
Allan Berg	REP	13	22.41%
Write-in Votes		0	0.00%

Election Summary Report
Presque Isle County, MI
2010 Primary
Summary For City of Rogers City, Precinct 3, All Counters, All Races

Registered Voters 271 - Cards Cast 71 26.20% Num. Report Precinct 1 - Num. Reporting 1 100.00%

R C Rogers 3 Delegate	REP	Total	
Number of Precincts		1	
Precincts Reporting		1	100.0 %
Total Votes		0	
Write-in Votes		0	N/A

D Governor	DEM	Total	
Number of Precincts		1	
Precincts Reporting		1	100.0 %
Total Votes		9	
Virg Bernero	DEM	1	11.11%
Andy Dillon	DEM	8	88.89%
Write-in Votes		0	0.00%

D D1 Congress	DEM	Total	
Number of Precincts		1	
Precincts Reporting		1	100.0 %
Total Votes		6	
Gary McDowell	DEM	6	100.00%
Write-in Votes		0	0.00%

D D37 Senator	DEM	Total	
Number of Precincts		1	
Precincts Reporting		1	100.0 %
Total Votes		6	
Bob Carr	DEM	6	100.00%
Write-in Votes		0	0.00%

D D106 Representative	DEM	Total	
Number of Precincts		1	
Precincts Reporting		1	100.0 %
Total Votes		9	
Patrick Pokorski	DEM	0	0.00%
Casey A. Viegelahn	DEM	9	100.00%
Write-in Votes		0	0.00%

D D4 Commissioner	DEM	Total	
Number of Precincts		1	
Precincts Reporting		1	100.0 %
Total Votes		0 ~~2~~	
Write-in Votes		0 ~~2~~	100.00%

Election Summary Report
Presque Isle County, MI
2010 Primary
Summary For City of Rogers City, Precinct 3, All Counters, All Races

Registered Voters 271 - Cards Cast 71 26.20% Num. Report Precinct 1 - Num. Reporting 1 100.00%

D C Rogers 3 Delegate	DEM Total	
Number of Precincts	1	
Precincts Reporting	1	100.0 %
Total Votes	0	
Write-in Votes	0	100.00%

County Tax Prop	Total	
Number of Precincts	1	
Precincts Reporting	1	100.0 %
Total Votes	61	
YES	42	68.85%
NO	19	31.15%

County Seniors Prop	Total	
Number of Precincts	1	
Precincts Reporting	1	100.0 %
Total Votes	65	
YES	49	75.38%
NO	16	24.62%

Election Summary Report
Presque Isle County, MI
2010 Primary
Summary For City of Onaway, Precinct 1, All Counters, All Races

Registered Voters 699 - Cards Cast 142 20.31% Num. Report Precinct 1 - Num. Reporting 1 100.00%

R Governor		REP Total	
Number of Precincts		1	
Precincts Reporting		1	100.0 %
Total Votes		75	
Mike Bouchard	REP	8	10.67%
Mike Cox	REP	19	25.33%
Tom George	REP	0	0.00%
Pete Hoekstra	REP	17	22.67%
Rick Snyder	REP	31	41.33%
Write-in Votes		0	0.00%

R D1 Congress		REP Total	
Number of Precincts		1	
Precincts Reporting		1	100.0 %
Total Votes		71	
Jason Allen	REP	39	54.93%
Dan Benishek	REP	18	25.35%
Patrick Donlon	REP	4	5.63%
Linda Goldthorpe	REP	4	5.63%
Don Hooper	REP	0	0.00%
Tom Stillings	REP	6	8.45%
Write-in Votes		0	0.00%

R D37 Senator		REP Total	
Number of Precincts		1	
Precincts Reporting		1	100.0 %
Total Votes		63	
Randy Bishop	REP	49	77.78%
Howard Walker	REP	14	22.22%
Write-in Votes		0	0.00%

R D106 Representative		REP Total	
Number of Precincts		1	
Precincts Reporting		1	100.0 %
Total Votes		60 ~~62~~	
Peter Pettalia	REP	60	96.77%
Write-in Votes		0 ~~2~~	3.23%

R D1 Commissioner		REP Total	
Number of Precincts		1	
Precincts Reporting		1	100.0 %
Total Votes		0 ~~5~~	
Write-in Votes		0 ~~5~~	100.00%

Election Summary Report
Presque Isle County, MI
2010 Primary
Summary For City of Onaway, Precinct 1, All Counters, All Races

Registered Voters 699 - Cards Cast 142 20.31% Num. Report Precinct 1 - Num. Reporting 1 100.00%

R C Onaway Delegate		REP Total	
Number of Precincts		1	
Precincts Reporting		1	100.0 %
Total Votes		96 ~~99~~	
Lyle J. Dickinson	REP	46	46.46%
Trudy J. Dickinson	REP	50	50.51%
Write-in Votes		0 ~~3~~	3.03%

D Governor		DEM Total	
Number of Precincts		1	
Precincts Reporting		1	100.0 %
Total Votes		57	
Virg Bernero	DEM	35	61.40%
Andy Dillon	DEM	22	38.60%
Write-in Votes		0	0.00%

D D1 Congress		DEM Total	
Number of Precincts		1	
Precincts Reporting		1	100.0 %
Total Votes		51	
Gary McDowell	DEM	51	100.00%
Write-in Votes		0	0.00%

D D37 Senator		DEM Total	
Number of Precincts		1	
Precincts Reporting		1	100.0 %
Total Votes		49	
Bob Carr	DEM	49	100.00%
Write-in Votes		0	0.00%

D D106 Representative		DEM Total	
Number of Precincts		1	
Precincts Reporting		1	100.0 %
Total Votes		56	
Patrick Pokorski	DEM	19	33.93%
Casey A. Viegelahn	DEM	37	66.07%
Write-in Votes		0	0.00%

D D1 Commissioner		DEM Total	
Number of Precincts		1	
Precincts Reporting		1	100.0 %
Total Votes		64	
Robert D. Schell	DEM	46	71.88%
Wayne Vermilya	DEM	18	28.13%
Write-in Votes		0	0.00%

Election Summary Report
Presque Isle County, MI
2010 Primary
Summary For City of Onaway, Precinct 1, All Counters, All Races

Registered Voters 699 - Cards Cast 142 20.31% Num. Report Precinct 1 - Num. Reporting 1 100.00%

D C Onaway Delegate	DEM Total	
Number of Precincts	1	
Precincts Reporting	1	100.0 %
Total Votes	0 ~~3~~	
Write-in Votes	0 ~~3~~	100.00%

County Tax Prop	Total	
Number of Precincts	1	
Precincts Reporting	1	100.0 %
Total Votes	130	
YES	67	51.54%
NO	63	48.46%

County Seniors Prop	Total	
Number of Precincts	1	
Precincts Reporting	1	100.0 %
Total Votes	139	
YES	108	77.70%
NO	31	22.30%

Onaway Headlee Prop	Total	
Number of Precincts	1	
Precincts Reporting	1	100.0 %
Total Votes	133	
YES	61	45.86%
NO	72	54.14%

Statement of Votes Cast
Roscommon County, MI
2010 Primary
SOVC For Jurisdiction Wide, All Counters, All Races

	TURN OUT		
	Reg. Voters	Cards Cast	% Turnout
Jurisdiction Wide			
Au Sable Township, Precinct 1	233	47	20.17%
Backus Township, Precinct 1	270	60	22.22%
Denton Township, Precinct 1	2638	798	30.25%
Denton Township, Precinct 2	2226	554	24.89%
Gerrish Township, Precinct 1	2694	923	34.26%
Higgins Township, Precinct 1	1577	272	17.25%
Lake Township, Precinct 1	1216	425	34.95%
Lyon Township, Precinct 1	1310	335	25.57%
Markey Township, Precinct 1	2087	557	26.69%
Nester Township, Precinct 1	249	77	30.92%
Richfield Township, Precinct 1	1831	413	22.56%
Richfield Township, Precinct 2	1590	317	19.94%
Roscommon Township, Precinct 1	1475	281	19.05%
Roscommon Township, Precinct 2	2348	497	21.17%
Total	21744	5556	25.55%

Statement of Votes Cast
Roscommon County, MI
2010 Primary
SOVC For Jurisdiction Wide, All Counters, All Races

	R Governor									
	Reg. Voters	Times Counted	Total Votes	Mike Bouchard (REP)		Mike Cox (REP)		Tom George (REP)		Pete Hoekstra (REP)	
Jurisdiction Wide											
Au Sable Township, Precinct 1	233	47	29	1	3.45%	10	34.48%	0	0.00%	9	31.03%
Backus Township, Precinct 1	270	60	41	3	7.32%	12	29.27%	1	2.44%	7	17.07%
Denton Township, Precinct 1	2638	798	514	57	11.09%	118	22.96%	4	0.78%	99	19.26%
Denton Township, Precinct 2	2226	554	371	34	9.16%	81	21.83%	4	1.08%	84	22.64%
Gerrish Township, Precinct 1	2694	923	687	87	12.66%	167	24.31%	9	1.31%	127	18.49%
Higgins Township, Precinct 1	1577	272	206	33	16.02%	52	25.24%	2	0.97%	36	17.48%
Lake Township, Precinct 1	1216	425	299	30	10.03%	58	19.40%	1	0.33%	62	20.74%
Lyon Township, Precinct 1	1310	335	252	16	6.35%	52	20.63%	2	0.79%	60	23.81%
Markey Township, Precinct 1	2087	557	391	37	9.46%	99	25.32%	7	1.79%	74	18.93%
Nester Township, Precinct 1	249	77	61	6	9.84%	20	32.79%	1	1.64%	3	4.92%
Richfield Township, Precinct 1	1831	273	273	28	10.26%	86	31.50%	5	1.83%	37	13.55%
Richfield Township, Precinct 2	1590	317	178	24	13.48%	45	25.28%	2	1.12%	35	19.66%
Roscommon Township, Precinct 1	1475	281	197	24	12.18%	45	22.84%	1	0.51%	37	18.78%
Roscommon Township, Precinct 2	2348	497	345	29	8.41%	87	25.22%	3	0.87%	73	21.16%
Total	21744	5416	3844	409	10.64%	932	24.25%	42	1.09%	743	19.33%

Statement of Votes Cast
Roscommon County, MI
2010 Primary
SOVC For Jurisdiction Wide, All Counters, All Races

	R Governor				R D4 Congress						
	Rick Snyder (REP)		Write-In Votes		Reg. Voters	Times Counted	Total Votes	Dave Camp (REP)		Write-In Votes	
Jurisdiction Wide											
Au Sable Township, Precinct 1	9	31.03%	0	0.00%	233	47	21	21	100.00%	0	0.00%
Backus Township, Precinct 1	18	43.90%	0	0.00%	270	60	30	30	100.00%	0	0.00%
Denton Township, Precinct 1	236	45.91%	0	0.00%	2638	798	459	456	99.35%	3	0.65%
Denton Township, Precinct 2	168	45.28%	0	0.00%	2226	554	342	340	99.42%	2	0.58%
Gerrish Township, Precinct 1	297	43.23%	0	0.00%	2694	923	611	608	99.51%	3	0.49%
Higgins Township, Precinct 1	83	40.29%	0	0.00%	1577	272	176	175	99.43%	1	0.57%
Lake Township, Precinct 1	148	49.50%	0	0.00%	1216	425	257	252	98.05%	5	1.95%
Lyon Township, Precinct 1	121	48.02%	1	0.40%	1310	335	213	213	100.00%	0	0.00%
Markey Township, Precinct 1	174	44.50%	0	0.00%	2087	557	323	323	100.00%	0	0.00%
Nester Township, Precinct 1	31	50.82%	0	0.00%	249	77	48	48	100.00%	0	0.00%
Richfield Township, Precinct 1	117	42.86%	0	0.00%	1831	251	251	251	100.00%	0	0.00%
Richfield Township, Precinct 2	72	40.45%	0	0.00%	1590	317	155	154	99.35%	1	0.65%
Roscommon Township, Precinct 1	90	45.69%	0	0.00%	1475	281	173	172	99.42%	1	0.58%
Roscommon Township, Precinct 2	153	44.35%	0	0.00%	2348	497	299	298	99.67%	1	0.33%
Total	1717	44.67%	1	0.03%	21744	5394	3358	3341	99.49%	17	0.51%

Statement of Votes Cast
Roscommon County, MI
2010 Primary
SOVC For Jurisdiction Wide, All Counters, All Races

	R D35 Senator											
	Reg. Voters	Times Counted	Total Votes	Darwin L. Booher (REP)		Kevin Davis (REP)		Gary A. Finstrom (REP)		Write-In Votes	
Jurisdiction Wide											
Au Sable Township, Precinct 1	233	47	22	16	72.73%	0	0.00%	6	27.27%	0	0.00%
Backus Township, Precinct 1	270	60	32	18	56.25%	6	18.75%	8	25.00%	0	0.00%
Denton Township, Precinct 1	2638	798	433	199	45.96%	106	24.48%	128	29.56%	0	0.00%
Denton Township, Precinct 2	2226	554	319	171	53.61%	83	26.02%	63	19.75%	2	0.63%
Gerrish Township, Precinct 1	2694	923	591	222	37.56%	87	14.72%	282	47.72%	0	0.00%
Higgins Township, Precinct 1	1577	272	168	46	27.38%	32	19.05%	89	52.98%	1	0.60%
Lake Township, Precinct 1	1216	425	236	88	37.29%	59	25.00%	87	36.86%	2	0.85%
Lyon Township, Precinct 1	1310	335	206	105	50.97%	44	21.36%	57	27.67%	0	0.00%
Markey Township, Precinct 1	2087	557	327	144	44.04%	83	25.38%	98	29.97%	2	0.61%
Nester Township, Precinct 1	249	77	52	32	61.54%	16	30.77%	4	7.69%	0	0.00%
Richfield Township, Precinct 1	1831	226	226	109	48.23%	51	22.57%	64	28.32%	2	0.88%
Richfield Township, Precinct 2	1590	317	151	78	51.66%	32	21.19%	39	25.83%	2	1.32%
Roscommon Township, Precinct 1	1475	281	161	63	39.13%	45	27.95%	53	32.92%	0	0.00%
Roscommon Township, Precinct 2	2348	497	303	132	43.56%	74	24.42%	97	32.01%	0	0.00%
Total	21744	5369	3227	1423	44.10%	718	22.25%	1075	33.31%	11	0.34%

Statement of Votes Cast
Roscommon County, MI
2010 Primary
SOVC For Jurisdiction Wide, All Counters, All Races

	R D103 Representative											
	Reg. Voters	Times Counted	Total Votes	Phil Bendily (REP)		Larry Boyce (REP)		Tony Gojcaj (REP)		Bruce R. Rendon (REP)	
Jurisdiction Wide											
Au Sable Township, Precinct 1	233	47	22	9	40.91%	1	4.55%	1	4.55%	3	13.64%
Backus Township, Precinct 1	270	60	40	1	2.50%	7	17.50%	6	15.00%	2	5.00%
Denton Township, Precinct 1	2638	798	464	53	11.42%	49	10.56%	50	10.78%	111	23.92%
Denton Township, Precinct 2	2226	554	343	36	10.50%	18	5.25%	13	3.79%	141	41.11%
Gerrish Township, Precinct 1	2694	923	606	89	14.69%	58	9.57%	51	8.42%	187	30.86%
Higgins Township, Precinct 1	1577	272	186	57	30.65%	16	8.60%	11	5.91%	26	13.98%
Lake Township, Precinct 1	1216	425	255	32	12.55%	25	9.80%	16	6.27%	73	28.63%
Lyon Township, Precinct 1	1310	335	215	33	15.35%	27	12.56%	14	6.51%	48	22.33%
Markey Township, Precinct 1	2087	557	360	97	26.94%	32	8.89%	15	4.17%	101	28.06%
Nester Township, Precinct 1	249	77	54	5	9.26%	9	16.67%	14	25.93%	8	14.81%
Richfield Township, Precinct 1	1831	239	239	25	10.46%	28	11.72%	8	3.35%	20	8.37%
Richfield Township, Precinct 2	1590	317	155	13	8.39%	22	14.19%	11	7.10%	19	12.26%
Roscommon Township, Precinct 1	1475	281	176	17	9.66%	9	5.11%	11	6.25%	53	30.11%
Roscommon Township, Precinct 2	2348	497	306	33	10.78%	24	7.84%	18	5.88%	91	29.74%
Total	21744	5382	3421	500	14.62%	325	9.50%	239	6.99%	883	25.81%

Statement of Votes Cast
Roscommon County, MI
2010 Primary
SOVC For Jurisdiction Wide, All Counters, All Races

	R D103 Representative							
	Dave Ryan (REP)		Susan Vick (REP)		Charles Webb (REP)		Write-In Votes	
Jurisdiction Wide								
Au Sable Township, Precinct 1	2	9.09%	4	18.18%	2	9.09%	0	0.00%
Backus Township, Precinct 1	3	7.50%	21	52.50%	0	0.00%	0	0.00%
Denton Township, Precinct 1	61	13.15%	129	27.80%	11	2.37%	0	0.00%
Denton Township, Precinct 2	36	10.50%	87	25.36%	12	3.50%	0	0.00%
Gerrish Township, Precinct 1	48	7.92%	156	25.74%	17	2.81%	0	0.00%
Higgins Township, Precinct 1	21	11.29%	51	27.42%	3	1.61%	1	0.54%
Lake Township, Precinct 1	36	14.12%	63	24.71%	9	3.53%	1	0.39%
Lyon Township, Precinct 1	25	11.63%	60	27.91%	8	3.72%	0	0.00%
Markey Township, Precinct 1	20	5.56%	84	23.33%	11	3.06%	0	0.00%
Nester Township, Precinct 1	5	9.26%	12	22.22%	1	1.85%	0	0.00%
Richfield Township, Precinct 1	51	21.34%	93	38.91%	14	5.86%	0	0.00%
Richfield Township, Precinct 2	41	26.45%	46	29.68%	1	0.65%	2	1.29%
Roscommon Township, Precinct 1	21	11.93%	54	30.68%	11	6.25%	0	0.00%
Roscommon Township, Precinct 2	33	10.78%	89	29.08%	17	5.56%	1	0.33%
Total	403	11.78%	949	27.74%	117	3.42%	5	0.15%

Statement of Votes Cast
Roscommon County, MI
2010 Primary
SOVC For Jurisdiction Wide, All Counters, All Races

	R Road Commission						
	Reg. Voters	Times Counted	Total Votes	Thomas McGinnis (REP)		Write-In Votes	
Jurisdiction Wide							
Au Sable Township, Precinct 1	233	47	19	19	100.00%	0	0.00%
Backus Township, Precinct 1	270	60	22	22	100.00%	0	0.00%
Denton Township, Precinct 1	2638	798	400	392	98.00%	8	2.00%
Denton Township, Precinct 2	2226	554	295	294	99.66%	1	0.34%
Gerrish Township, Precinct 1	2694	923	519	517	99.61%	2	0.39%
Higgins Township, Precinct 1	1577	272	155	154	99.35%	1	0.65%
Lake Township, Precinct 1	1216	425	199	195	97.99%	4	2.01%
Lyon Township, Precinct 1	1310	335	183	182	99.45%	1	0.55%
Markey Township, Precinct 1	2087	557	274	272	99.27%	2	0.73%
Nester Township, Precinct 1	249	77	49	49	100.00%	0	0.00%
Richfield Township, Precinct 1	1831	195	195	195	100.00%	0	0.00%
Richfield Township, Precinct 2	1590	317	129	128	99.22%	1	0.78%
Roscommon Township, Precinct 1	1475	281	156	154	98.72%	2	1.28%
Roscommon Township, Precinct 2	2348	497	253	251	99.21%	2	0.79%
Total	21744	5338	2848	2824	99.16%	24	0.84%

Statement of Votes Cast
Roscommon County, MI
2010 Primary
SOVC For Jurisdiction Wide, All Counters, All Races

	R D1 Commissioner								
	Reg. Voters	Times Counted	Total Votes	Jeff Campeau (REP)		David Russo (REP)		Write-In Votes	
Jurisdiction Wide									
Au Sable Township, Precinct 1	-	-	-	-	-	-	-	-	-
Backus Township, Precinct 1	-	-	-	-	-	-	-	-	-
Denton Township, Precinct 1	-	-	-	-	-	-	-	-	-
Denton Township, Precinct 2	-	-	-	-	-	-	-	-	-
Gerrish Township, Precinct 1	-	-	-	-	-	-	-	-	-
Higgins Township, Precinct 1	-	-	-	-	-	-	-	-	-
Lake Township, Precinct 1	1216	425	264	82	31.06%	181	68.56%	1	0.38%
Lyon Township, Precinct 1	1310	335	202	104	51.49%	97	48.02%	1	0.50%
Markey Township, Precinct 1	2087	557	340	185	54.41%	154	45.29%	1	0.29%
Nester Township, Precinct 1	-	-	-	-	-	-	-	-	-
Richfield Township, Precinct 1	-	-	-	-	-	-	-	-	-
Richfield Township, Precinct 2	-	-	-	-	-	-	-	-	-
Roscommon Township, Precinct 1	-	-	-	-	-	-	-	-	-
Roscommon Township, Precinct 2	-	-	-	-	-	-	-	-	-
Total	4613	1317	806	371	46.03%	432	53.60%	3	0.37%

Statement of Votes Cast
Roscommon County, MI
2010 Primary
SOVC For Jurisdiction Wide, All Counters, All Races

	R D2 Commissioner						
	Reg. Voters	Times Counted	Total Votes	Ken Melvin (REP)		Write-In Votes	
Jurisdiction Wide							
Au Sable Township, Precinct 1	-	-	-	-	-	-	-
Backus Township, Precinct 1	-	-	-	-	-	-	-
Denton Township, Precinct 1	-	-	-	-	-	-	-
Denton Township, Precinct 2	-	-	-	-	-	-	-
Gerrish Township, Precinct 1	2694	923	536	533	99.44%	3	0.56%
Higgins Township, Precinct 1	1577	272	164	163	99.39%	1	0.61%
Lake Township, Precinct 1	-	-	-	-	-	-	-
Lyon Township, Precinct 1	-	-	-	-	-	-	-
Markey Township, Precinct 1	-	-	-	-	-	-	-
Nester Township, Precinct 1	-	-	-	-	-	-	-
Richfield Township, Precinct 1	-	-	-	-	-	-	-
Richfield Township, Precinct 2	-	-	-	-	-	-	-
Roscommon Township, Precinct 1	-	-	-	-	-	-	-
Roscommon Township, Precinct 2	-	-	-	-	-	-	-
Total	4271	1195	700	696	99.43%	4	0.57%

Statement of Votes Cast
Roscommon County, MI
2010 Primary
SOVC For Jurisdiction Wide, All Counters, All Races

	R D3 Commissioner				
	Reg. Voters	Times Counted	Total Votes	Write-In Votes	
Jurisdiction Wide					
Au Sable Township, Precinct 1	233	47	2	2	100.00%
Backus Township, Precinct 1	270	60	0	0	-
Denton Township, Precinct 1	-	-	-	-	-
Denton Township, Precinct 2	-	-	-	-	-
Gerrish Township, Precinct 1	-	-	-	-	-
Higgins Township, Precinct 1	-	-	-	-	-
Lake Township, Precinct 1	-	-	-	-	-
Lyon Township, Precinct 1	-	-	-	-	-
Markey Township, Precinct 1	-	-	-	-	-
Nester Township, Precinct 1	-	-	-	-	-
Richfield Township, Precinct 1	1831	0	0	0	-
Richfield Township, Precinct 2	1590	317	6	6	100.00%
Roscommon Township, Precinct 1	-	-	-	-	-
Roscommon Township, Precinct 2	-	-	-	-	-
Total	3924	424	8	8	100.00%

Statement of Votes Cast
Roscommon County, MI
2010 Primary
SOVC For Jurisdiction Wide, All Counters, All Races

	R D4 Commissioner						
	Reg. Voters	Times Counted	Total Votes	Marc J. Milburn (REP)		Write-In Votes	
Jurisdiction Wide							
Au Sable Township, Precinct 1	-	-	-	-	-	-	-
Backus Township, Precinct 1	-	-	-	-	-	-	-
Denton Township, Precinct 1	-	-	-	-	-	-	-
Denton Township, Precinct 2	0	104	63	63	100.00%	0	0.00%
Gerrish Township, Precinct 1	-	-	-	-	-	-	-
Higgins Township, Precinct 1	-	-	-	-	-	-	-
Lake Township, Precinct 1	-	-	-	-	-	-	-
Lyon Township, Precinct 1	-	-	-	-	-	-	-
Markey Township, Precinct 1	-	-	-	-	-	-	-
Nester Township, Precinct 1	249	77	48	46	95.83%	2	4.17%
Richfield Township, Precinct 1	-	-	-	-	-	-	-
Richfield Township, Precinct 2	-	-	-	-	-	-	-
Roscommon Township, Precinct 1	1475	281	158	157	99.37%	1	0.63%
Roscommon Township, Precinct 2	2348	497	271	270	99.63%	1	0.37%
Total	4072	959	540	536	99.26%	4	0.74%

Statement of Votes Cast
Roscommon County, MI
2010 Primary
SOVC For Jurisdiction Wide, All Counters, All Races

	R D5 Commissioner						
	Reg. Voters	Times Counted	Total Votes	Lowell R. Souder (REP)		Write-In Votes	
Jurisdiction Wide							
Au Sable Township, Precinct 1	-	-	-	-	-	-	-
Backus Township, Precinct 1	-	-	-	-	-	-	-
Denton Township, Precinct 1	2638	798	395	392	99.24%	3	0.76%
Denton Township, Precinct 2	2226	450	246	245	99.59%	1	0.41%
Gerrish Township, Precinct 1	-	-	-	-	-	-	-
Higgins Township, Precinct 1	-	-	-	-	-	-	-
Lake Township, Precinct 1	-	-	-	-	-	-	-
Lyon Township, Precinct 1	-	-	-	-	-	-	-
Markey Township, Precinct 1	-	-	-	-	-	-	-
Nester Township, Precinct 1	-	-	-	-	-	-	-
Richfield Township, Precinct 1	-	-	-	-	-	-	-
Richfield Township, Precinct 2	-	-	-	-	-	-	-
Roscommon Township, Precinct 1	-	-	-	-	-	-	-
Roscommon Township, Precinct 2	-	-	-	-	-	-	-
Total	4864	1248	641	637	99.38%	4	0.62%

Statement of Votes Cast
Roscommon County, MI
2010 Primary
SOVC For Jurisdiction Wide, All Counters, All Races

	D Governor									
	Reg. Voters	Times Counted	Total Votes	Virg Bernero (DEM)		Andy Dillon (DEM)		Write-In Votes	
Jurisdiction Wide									
Au Sable Township, Precinct 1	233	47	13	9	69.23%	4	30.77%	0	0.00%
Backus Township, Precinct 1	270	60	16	8	50.00%	8	50.00%	0	0.00%
Denton Township, Precinct 1	2638	798	221	140	63.35%	81	36.65%	0	0.00%
Denton Township, Precinct 2	2226	554	152	63	41.45%	89	58.55%	0	0.00%
Gerrish Township, Precinct 1	2694	923	187	117	62.57%	68	36.36%	2	1.07%
Higgins Township, Precinct 1	1577	272	57	32	56.14%	25	43.86%	0	0.00%
Lake Township, Precinct 1	1216	425	95	60	63.16%	35	36.84%	0	0.00%
Lyon Township, Precinct 1	1310	335	70	38	54.29%	32	45.71%	0	0.00%
Markey Township, Precinct 1	2087	557	142	78	54.93%	62	43.66%	2	1.41%
Nester Township, Precinct 1	249	77	16	10	62.50%	6	37.50%	0	0.00%
Richfield Township, Precinct 1	1831	110	110	65	59.09%	45	40.91%	0	0.00%
Richfield Township, Precinct 2	1590	317	103	54	52.43%	49	47.57%	0	0.00%
Roscommon Township, Precinct 1	1475	281	68	35	51.47%	32	47.06%	1	1.47%
Roscommon Township, Precinct 2	2348	497	125	67	53.60%	58	46.40%	0	0.00%
Total	21744	5253	1375	776	56.44%	594	43.20%	5	0.36%

Statement of Votes Cast
Roscommon County, MI
2010 Primary
SOVC For Jurisdiction Wide, All Counters, All Races

	D D4 Congress						
	Reg. Voters	Times Counted	Total Votes	Jerry M. Campbell (DEM)		Write-In Votes	
Jurisdiction Wide							
Au Sable Township, Precinct 1	233	47	11	11	100.00%	0	0.00%
Backus Township, Precinct 1	270	60	15	15	100.00%	0	0.00%
Denton Township, Precinct 1	2638	798	187	187	100.00%	0	0.00%
Denton Township, Precinct 2	2226	554	124	123	99.19%	1	0.81%
Gerrish Township, Precinct 1	2694	923	159	158	99.37%	1	0.63%
Higgins Township, Precinct 1	1577	272	43	43	100.00%	0	0.00%
Lake Township, Precinct 1	1216	425	86	86	100.00%	0	0.00%
Lyon Township, Precinct 1	1310	335	62	61	98.39%	1	1.61%
Markey Township, Precinct 1	2087	557	119	119	100.00%	0	0.00%
Nester Township, Precinct 1	249	77	12	12	100.00%	0	0.00%
Richfield Township, Precinct 1	1831	86	86	86	100.00%	0	0.00%
Richfield Township, Precinct 2	1590	317	87	81	93.10%	6	6.90%
Roscommon Township, Precinct 1	1475	281	57	56	98.25%	1	1.75%
Roscommon Township, Precinct 2	2348	497	107	107	100.00%	0	0.00%
Total	21744	5229	1155	1145	99.13%	10	0.87%

Statement of Votes Cast
Roscommon County, MI
2010 Primary
SOVC For Jurisdiction Wide, All Counters, All Races

	D D35 Senator								
	Reg. Voters	Times Counted	Total Votes	Roger Dunigan (DEM)		George E. Huffman (DEM)		Write-In Votes	
Jurisdiction Wide									
Au Sable Township, Precinct 1	233	47	11	9	81.82%	2	18.18%	0	0.00%
Backus Township, Precinct 1	270	60	14	6	42.86%	8	57.14%	0	0.00%
Denton Township, Precinct 1	2638	798	196	132	67.35%	64	32.65%	0	0.00%
Denton Township, Precinct 2	2226	554	126	88	69.84%	37	29.37%	1	0.79%
Gerrish Township, Precinct 1	2694	923	160	120	75.00%	39	24.38%	1	0.63%
Higgins Township, Precinct 1	1577	272	47	33	70.21%	14	29.79%	0	0.00%
Lake Township, Precinct 1	1216	425	79	67	84.81%	12	15.19%	0	0.00%
Lyon Township, Precinct 1	1310	335	61	40	65.57%	21	34.43%	0	0.00%
Markey Township, Precinct 1	2087	557	125	87	69.60%	37	29.60%	1	0.80%
Nester Township, Precinct 1	249	77	13	11	84.62%	2	15.38%	0	0.00%
Richfield Township, Precinct 1	1831	91	91	69	75.82%	22	24.18%	0	0.00%
Richfield Township, Precinct 2	1590	317	88	55	62.50%	33	37.50%	0	0.00%
Roscommon Township, Precinct 1	1475	281	61	41	67.21%	19	31.15%	1	1.64%
Roscommon Township, Precinct 2	2348	497	110	79	71.82%	31	28.18%	0	0.00%
Total	21744	5234	1182	837	70.81%	341	28.85%	4	0.34%

Statement of Votes Cast
Roscommon County, MI
2010 Primary
SOVC For Jurisdiction Wide, All Counters, All Races

	D103 Representative											
	Reg. Voters	Times Counted	Total Votes	Frank T. Izworski (DEM)		Van Sheltrown (DEM)		Randy Surline (DEM)		Write-In Votes	
Jurisdiction Wide											
Au Sable Township, Precinct 1	233	47	16	2	12.50%	12	75.00%	2	12.50%	0	0.00%
Backus Township, Precinct 1	270	60	16	3	18.75%	12	75.00%	1	6.25%	0	0.00%
Denton Township, Precinct 1	2638	798	221	32	14.48%	117	52.94%	72	32.58%	0	0.00%
Denton Township, Precinct 2	2226	554	148	15	10.14%	87	58.78%	46	31.08%	0	0.00%
Gerrish Township, Precinct 1	2694	923	180	19	10.56%	119	66.11%	41	22.78%	1	0.56%
Higgins Township, Precinct 1	1577	272	55	3	5.45%	25	45.45%	27	49.09%	0	0.00%
Lake Township, Precinct 1	1216	425	90	16	17.78%	54	60.00%	20	22.22%	0	0.00%
Lyon Township, Precinct 1	1310	335	70	10	14.29%	40	57.14%	20	28.57%	0	0.00%
Markey Township, Precinct 1	2087	557	136	17	12.50%	61	44.85%	57	41.91%	1	0.74%
Nester Township, Precinct 1	249	77	16	1	6.25%	11	68.75%	4	25.00%	0	0.00%
Richfield Township, Precinct 1	1831	111	111	18	16.22%	64	57.66%	29	26.13%	0	0.00%
Richfield Township, Precinct 2	1590	317	107	11	10.28%	69	64.49%	26	24.30%	1	0.93%
Roscommon Township, Precinct 1	1475	281	65	10	15.38%	34	52.31%	20	30.77%	1	1.54%
Roscommon Township, Precinct 2	2348	497	120	8	6.67%	78	65.00%	34	28.33%	0	0.00%
Total	21744	5254	1351	165	12.21%	783	57.96%	399	29.53%	4	0.30%

Statement of Votes Cast
Roscommon County, MI
2010 Primary
SOVC For Jurisdiction Wide, All Counters, All Races

	D Road Commission									
	Reg. Voters	Times Counted	Total Votes	Kim Akin (DEM)		George E. Pappas (DEM)		Rex Wolfsen (DEM)		Write-In Votes	
Jurisdiction Wide											
Au Sable Township, Precinct 1	233	47	15	6	40.00%	5	33.33%	4	26.67%	0	0.00%
Backus Township, Precinct 1	270	60	22	7	31.82%	8	36.36%	7	31.82%	0	0.00%
Denton Township, Precinct 1	2638	798	347	126	36.31%	115	33.14%	106	30.55%	0	0.00%
Denton Township, Precinct 2	2226	554	234	86	36.75%	90	38.46%	57	24.36%	1	0.43%
Gerrish Township, Precinct 1	2694	923	259	95	36.68%	98	37.84%	64	24.71%	2	0.77%
Higgins Township, Precinct 1	1577	272	83	34	40.96%	21	25.30%	28	33.73%	0	0.00%
Lake Township, Precinct 1	1216	425	120	37	30.83%	48	40.00%	35	29.17%	0	0.00%
Lyon Township, Precinct 1	1310	335	104	34	32.69%	34	32.69%	36	34.62%	0	0.00%
Markey Township, Precinct 1	2087	557	188	62	32.98%	72	38.30%	54	28.72%	0	0.00%
Nester Township, Precinct 1	249	77	18	8	44.44%	6	33.33%	4	22.22%	0	0.00%
Richfield Township, Precinct 1	1831	148	148	49	33.11%	58	39.19%	41	27.70%	0	0.00%
Richfield Township, Precinct 2	1590	317	145	49	33.79%	51	35.17%	44	30.34%	1	0.69%
Roscommon Township, Precinct 1	1475	281	96	40	41.67%	32	33.33%	22	22.92%	2	2.08%
Roscommon Township, Precinct 2	2348	497	188	65	34.57%	67	35.64%	55	29.26%	1	0.53%
Total	21744	5291	1967	698	35.49%	705	35.84%	557	28.32%	7	0.36%

Statement of Votes Cast
Roscommon County, MI
2010 Primary
SOVC For Jurisdiction Wide, All Counters, All Races

	D D1 Commissioner						
	Reg. Voters	Times Counted	Total Votes	Norm Fullmer (DEM)		Write-In Votes	
Jurisdiction Wide							
Au Sable Township, Precinct 1	-	-	-	-	-	-	-
Backus Township, Precinct 1	-	-	-	-	-	-	-
Denton Township, Precinct 1	-	-	-	-	-	-	-
Denton Township, Precinct 2	-	-	-	-	-	-	-
Gerrish Township, Precinct 1	-	-	-	-	-	-	-
Higgins Township, Precinct 1	-	-	-	-	-	-	-
Lake Township, Precinct 1	1216	425	79	78	98.73%	1	1.27%
Lyon Township, Precinct 1	1310	335	59	59	100.00%	0	0.00%
Markey Township, Precinct 1	2087	557	112	112	100.00%	0	0.00%
Nester Township, Precinct 1	-	-	-	-	-	-	-
Richfield Township, Precinct 1	-	-	-	-	-	-	-
Richfield Township, Precinct 2	-	-	-	-	-	-	-
Roscommon Township, Precinct 1	-	-	-	-	-	-	-
Roscommon Township, Precinct 2	-	-	-	-	-	-	-
Total	4613	1317	250	249	99.60%	1	0.40%

Statement of Votes Cast
Roscommon County, MI
2010 Primary
SOVC For Jurisdiction Wide, All Counters, All Races

	D D2 Commissioner						
	Reg. Voters	Times Counted	Total Votes	Larry V. Paxton (DEM)		Write-In Votes	
Jurisdiction Wide							
Au Sable Township, Precinct 1	-	-	-	-	-	-	-
Backus Township, Precinct 1	-	-	-	-	-	-	-
Denton Township, Precinct 1	-	-	-	-	-	-	-
Denton Township, Precinct 2	-	-	-	-	-	-	-
Gerrish Township, Precinct 1	2694	923	150	148	98.67%	2	1.33%
Higgins Township, Precinct 1	1577	272	43	43	100.00%	0	0.00%
Lake Township, Precinct 1	-	-	-	-	-	-	-
Lyon Township, Precinct 1	-	-	-	-	-	-	-
Markey Township, Precinct 1	-	-	-	-	-	-	-
Nester Township, Precinct 1	-	-	-	-	-	-	-
Richfield Township, Precinct 1	-	-	-	-	-	-	-
Richfield Township, Precinct 2	-	-	-	-	-	-	-
Roscommon Township, Precinct 1	-	-	-	-	-	-	-
Roscommon Township, Precinct 2	-	-	-	-	-	-	-
Total	4271	1195	193	191	98.96%	2	1.04%

Statement of Votes Cast
Roscommon County, MI
2010 Primary
SOVC For Jurisdiction Wide, All Counters, All Races

	D D3 Commissioner						
	Reg. Voters	Times Counted	Total Votes	Bob Schneider (DEM)		Write-In Votes	
Jurisdiction Wide							
Au Sable Township, Precinct 1	233	47	14	14	100.00%	0	0.00%
Backus Township, Precinct 1	270	60	13	13	100.00%	0	0.00%
Denton Township, Precinct 1	-	-	-	-	-	-	-
Denton Township, Precinct 2	-	-	-	-	-	-	-
Gerrish Township, Precinct 1	-	-	-	-	-	-	-
Higgins Township, Precinct 1	-	-	-	-	-	-	-
Lake Township, Precinct 1	-	-	-	-	-	-	-
Lyon Township, Precinct 1	-	-	-	-	-	-	-
Markey Township, Precinct 1	-	-	-	-	-	-	-
Nester Township, Precinct 1	-	-	-	-	-	-	-
Richfield Township, Precinct 1	1831	101	101	101	100.00%	0	0.00%
Richfield Township, Precinct 2	1590	317	98	98	100.00%	0	0.00%
Roscommon Township, Precinct 1	-	-	-	-	-	-	-
Roscommon Township, Precinct 2	-	-	-	-	-	-	-
Total	3924	525	226	226	100.00%	0	0.00%

Statement of Votes Cast
Roscommon County, MI
2010 Primary
SOVC For Jurisdiction Wide, All Counters, All Races

	D D4 Commissioner				
	Reg. Voters	Times Counted	Total Votes	Write-In Votes	
Jurisdiction Wide					
Au Sable Township, Precinct 1	-	-	-	-	-
Backus Township, Precinct 1	-	-	-	-	-
Denton Township, Precinct 1	-	-	-	-	-
Denton Township, Precinct 2	0	104	2	2	100.00%
Gerrish Township, Precinct 1	-	-	-	-	-
Higgins Township, Precinct 1	-	-	-	-	-
Lake Township, Precinct 1	-	-	-	-	-
Lyon Township, Precinct 1	-	-	-	-	-
Markey Township, Precinct 1	-	-	-	-	-
Nester Township, Precinct 1	249	77	0	0	-
Richfield Township, Precinct 1	-	-	-	-	-
Richfield Township, Precinct 2	-	-	-	-	-
Roscommon Township, Precinct 1	1475	281	4	4	100.00%
Roscommon Township, Precinct 2	2348	497	6	6	100.00%
Total	4072	959	12	12	100.00%

Statement of Votes Cast
Roscommon County, MI
2010 Primary
SOVC For Jurisdiction Wide, All Counters, All Races

	D D5 Commissioner						
	Reg. Voters	Times Counted	Total Votes	Pam Stephan (DEM)		Write-In Votes	
Jurisdiction Wide							
Au Sable Township, Precinct 1	-	-	-	-	-	-	-
Backus Township, Precinct 1	-	-	-	-	-	-	-
Denton Township, Precinct 1	2638	798	178	177	99.44%	1	0.56%
Denton Township, Precinct 2	2226	450	109	109	100.00%	0	0.00%
Gerrish Township, Precinct 1	-	-	-	-	-	-	-
Higgins Township, Precinct 1	-	-	-	-	-	-	-
Lake Township, Precinct 1	-	-	-	-	-	-	-
Lyon Township, Precinct 1	-	-	-	-	-	-	-
Markey Township, Precinct 1	-	-	-	-	-	-	-
Nester Township, Precinct 1	-	-	-	-	-	-	-
Richfield Township, Precinct 1	-	-	-	-	-	-	-
Richfield Township, Precinct 2	-	-	-	-	-	-	-
Roscommon Township, Precinct 1	-	-	-	-	-	-	-
Roscommon Township, Precinct 2	-	-	-	-	-	-	-
Total	4864	1248	287	286	99.65%	1	0.35%

THE WHOLE NUMBER OF VOTES GIVEN: R Governor
WAS 3844 (OF WHICH)

Mike Bouchard (REP)	RECEIVED	409
Mike Cox (REP)	RECEIVED	932
Tom George (REP)	RECEIVED	42
Pete Hoekstra (REP)	RECEIVED	743
Rick Snyder (REP)	RECEIVED	1717
Write-In Votes	RECEIVED	1

THE WHOLE NUMBER OF VOTES GIVEN: R D4 Congress
WAS 3358 (OF WHICH)

Dave Camp (REP)	RECEIVED	3341
Write-In Votes	RECEIVED	17

THE WHOLE NUMBER OF VOTES GIVEN: R D35 Senator
WAS 3227 (OF WHICH)

Darwin L. Booher (REP)	RECEIVED	1423
Kevin Davis (REP)	RECEIVED	718
Gary A. Finstrom (REP)	RECEIVED	1075
Write-In Votes	RECEIVED	11

THE WHOLE NUMBER OF VOTES GIVEN: R D103 Representative
WAS 3421 (OF WHICH)

Phil Bendily (REP)	RECEIVED	500
Larry Boyce (REP)	RECEIVED	325
Tony Gojcaj (REP)	RECEIVED	239
Bruce R. Rendon (REP)	RECEIVED	883
Dave Ryan (REP)	RECEIVED	403
Susan Vick (REP)	RECEIVED	949
Charles Webb (REP)	RECEIVED	117
Write-In Votes	RECEIVED	5

THE WHOLE NUMBER OF VOTES GIVEN: R Road Commission
WAS 2848 (OF WHICH)

Thomas McGinnis (REP)	RECEIVED	2824
Write-In Votes	RECEIVED	24

THE WHOLE NUMBER OF VOTES GIVEN: R D1 Commissioner
WAS 806 (OF WHICH)

Jeff Campeau (REP)	RECEIVED	371
David Russo (REP)	RECEIVED	432
Write-In Votes	RECEIVED	3

THE WHOLE NUMBER OF VOTES GIVEN: R D2 Commissioner
WAS 700 (OF WHICH)

Ken Melvin (REP)	RECEIVED	696
Write-In Votes	RECEIVED	4

THE WHOLE NUMBER OF VOTES GIVEN: R D3 Commissioner WAS 8 (OF WHICH)

Write-In Votes	RECEIVED	8

THE WHOLE NUMBER OF VOTES GIVEN: R D4 Commissioner WAS 540 (OF WHICH)

Marc J. Milburn (REP)	RECEIVED	536
Write-In Votes	RECEIVED	4

THE WHOLE NUMBER OF VOTES GIVEN: R D5 Commissioner WAS 641 (OF WHICH)

Lowell R. Souder (REP)	RECEIVED	637
Write-In Votes	RECEIVED	4

THE WHOLE NUMBER OF VOTES GIVEN: D Governor
WAS 1375 (OF WHICH)

Virg Bernero (DEM)	RECEIVED	776
Andy Dillon (DEM)	RECEIVED	594
Write-In Votes	RECEIVED	5

THE WHOLE NUMBER OF VOTES GIVEN: D D4 Congress
WAS 1155 (OF WHICH)

Jerry M. Campbell (DEM)	RECEIVED	1145
Write-In Votes	RECEIVED	10

THE WHOLE NUMBER OF VOTES GIVEN: D D35 Senator
WAS 1182 (OF WHICH)

Roger Dunigan (DEM)	RECEIVED	837
George E. Huffman (DEM)	RECEIVED	341
Write-In Votes	RECEIVED	4

THE WHOLE NUMBER OF VOTES GIVEN: D103 Representative
WAS 1351 (OF WHICH)

Frank T. Izworski (DEM)	RECEIVED	165
Van Sheltrown (DEM)	RECEIVED	783
Randy Surline (DEM)	RECEIVED	399
Write-In Votes	RECEIVED	4

THE WHOLE NUMBER OF VOTES GIVEN: D Road Commission
WAS 1967 (OF WHICH)

Kim Akin (DEM)	RECEIVED	698
George E. Pappas (DEM)	RECEIVED	705
Rex Wolfsen (DEM)	RECEIVED	557
Write-In Votes	RECEIVED	7

THE WHOLE NUMBER OF VOTES GIVEN: D D1 Commissioner
WAS 250 (OF WHICH)

Norm Fullmer (DEM)	RECEIVED	249
Write-In Votes	RECEIVED	1

THE WHOLE NUMBER OF VOTES GIVEN: D D2 Commissioner WAS 193 (OF WHICH)

Larry V. Paxton (DEM)	RECEIVED	191
Write-In Votes	RECEIVED	2

THE WHOLE NUMBER OF VOTES GIVEN: D D3 Commissioner WAS 226 (OF WHICH)

Bob Schneider (DEM)	RECEIVED	226
Write-In Votes	RECEIVED	0

THE WHOLE NUMBER OF VOTES GIVEN: D D4 Commissioner WAS 12 (OF WHICH)

Write-In Votes	RECEIVED	12

THE WHOLE NUMBER OF VOTES GIVEN: D D5 Commissioner WAS 287 (OF WHICH)

Pam Stephan (DEM)	RECEIVED	286
Write-In Votes	RECEIVED	1

Statement of Votes Cast
Roscommon County, MI
2010 Primary
SOVC For Jurisdiction Wide, All Counters, All Races

Date:08/03/10
Time:22:05:58
Page: 27 of 27

State of Michigan
County of Roscommon

We Hereby Certify, that the foregoing is a correct transcript of the statement of the Board of Canvassers, of the County of Roscommon, of the votes given in such county, for the indicated candidates and proposals at the Primary Election Held on August 3, 2010 as appears from the original statement on file in the office of the County Clerk.

In Witness Whereof, We have hereunto set our hands and caused to be affixed the Seal of the Circuit Court for the County of Roscommon this 5th day of August. 2010.

Deborah S Van Wert. Janet R Kozak

Yvonne S Snahes

seal

Attest:

Ann M Bink

Clerk of the Board of County Canvassers

SaginawCounty_Aug0310_E

August 3, 2010

Precinct Report

Saginaw Co

City of Saginaw Precinct 1

City of Saginaw Proposal 7

YES		96	84.21%
NO		18	15.79%
	Total...	**114**	**100.00%**

City of Saginaw Precinct 2

City of Saginaw Proposal 7

YES		142	85.54%
NO		24	14.46%
	Total...	**166**	**100.00%**

City of Saginaw Precinct 3

City of Saginaw Proposal 7

YES		235	81.03%
NO		55	18.97%
	Total...	**290**	**100.00%**

City of Saginaw Precinct 4A

City of Saginaw Proposal 7

YES		115	81.56%
NO		26	18.44%
	Total...	**141**	**100.00%**

City of Saginaw Precinct 4B

City of Saginaw Proposal 7

YES		102	73.38%
NO		37	26.62%
	Total...	**139**	**100.00%**

City of Saginaw Precinct 5

City of Saginaw Proposal 7

YES		137	79.65%
NO		35	20.35%
	Total...	**172**	**100.00%**

City of Saginaw Precinct 6

City of Saginaw Proposal 7

YES		128	79.01%
NO		34	20.99%
	Total...	**162**	**100.00%**

City of Saginaw Precinct 7

City of Saginaw Proposal 7

YES		137	72.49%
NO		52	27.51%
	Total...	**189**	**100.00%**

City of Saginaw Precinct 8

City of Saginaw Proposal 7

YES		298	76.80%
NO		90	23.20%
	Total...	**388**	**100.00%**

City of Saginaw Precinct 9

City of Saginaw Proposal 7

YES		142	74.74%
NO		48	25.26%
	Total...	**190**	**100.00%**

City of Saginaw Precinct 10

City of Saginaw Proposal 7

YES		122	80.79%
NO		29	19.21%
	Total...	**151**	**100.00%**

City of Saginaw Precinct 11

City of Saginaw Proposal 7

YES		357	60.92%
NO		229	39.08%
	Total...	**586**	**100.00%**

City of Saginaw Precinct 12

City of Saginaw Proposal 7

YES		150	54.74%
NO		124	45.26%
	Total...	**274**	**100.00%**

City of Saginaw Precinct 13

City of Saginaw Proposal 7

YES		235	60.72%
NO		152	39.28%
	Total...	**387**	**100.00%**

City of Saginaw Precinct 14

City of Saginaw Proposal 7

YES		164	63.32%
NO		95	36.68%
	Total...	**259**	**100.00%**

City of Saginaw Precinct 15

City of Saginaw Proposal 7

YES		301	59.84%
NO		202	40.16%
	Total...	**503**	**100.00%**

City of Saginaw Precinct 16

City of Saginaw Proposal 7

YES		352	53.09%
NO		311	46.91%
	Total...	**663**	**100.00%**

City of Saginaw Precinct 17

City of Saginaw Proposal 7

YES		282	58.75%
NO		198	41.25%
	Total...	**480**	**100.00%**

City of Saginaw Precinct 18A

City of Saginaw Proposal 7

YES		163	69.36%
NO		72	30.64%
	Total...	**235**	**100.00%**

City of Saginaw Precinct 18B

City of Saginaw Proposal 7

YES		94	63.51%
NO		54	36.49%
	Total...	**148**	**100.00%**

City of Saginaw Precinct 19

City of Saginaw Proposal 7

YES		300	54.25%
NO		253	45.75%
	Total...	**553**	**100.00%**

City of Saginaw Precinct 20

City of Saginaw Proposal 7

YES		167	52.02%
NO		154	47.98%
	Total...	**321**	**100.00%**

SaginawCounty_Aug0310_E

August 3, 2010

Precinct Report

Saginaw Co

Albee Township Precinct 1

Registration & Turnout			1,612
Election Day Turnout		0	0.00%
AV Polling Turnout		0	0.00%
Election Day Manual Entry Turnout		0	0.00%
SPR Host Turnout		392	24.32%
	Total...	**392**	**24.32%**

REP - GOVERNOR			
Mike Bouchard		24	11.88%
Mike Cox		62	30.69%
Tom George		1	0.50%
Pete Hoekstra		36	17.82%
Rick Snyder		79	39.11%
Write-In		0	0.00%
	Total...	**202**	**100.00%**

REP - US REPRESENTATIVE - 4TH DIST			
Dave Camp		**169**	**100.00%**
Write-In		0	0.00%
	Total...	**169**	**100.00%**

REP - STATE SENATOR - 32ND DISTRICT			
Gary L. Dunn		37	19.37%
Roger Kahn		154	80.63%
Write-In		0	0.00%
	Total...	**191**	**100.00%**

REP - STATE REPRESENTATIVE - 94TH DIST			
Ken Horn		**163**	**100.00%**
Write-In		0	0.00%
	Total...	**163**	**100.00%**

REP - COUNTY COMMISSIONER DISTRICT 3			
Write-In		7	**100.00%**
	Total...	7	**100.00%**

REP - ALBEE TWP PCT DELEGATE - REP			
Write-In		**5**	**100.00%**
	Total...	**5**	**100.00%**

DEM - GOVERNOR			
Virg Bernero		117	67.63%
Andy Dillon		51	29.48%
Write-In		**5**	2.89%
	Total...	**173**	**100.00%**

DEM - US REPRESENTATIVE - 4TH DIST			
Jerry M. Campbell		133	95.68%
Write-In		6	4.32%
	Total...	**139**	**100.00%**

DEM - STATE SENATOR - 32ND DISTRICT			
Debasish Mridha		125	94.70%
Write-In		7	5.30%
	Total...	**132**	**100.00%**

DEM - STATE REPRESENTATIVE - 94TH DIST			
Vince Mosca		128	96.24%
Write-In		5	3.76%
	Total...	**133**	**100.00%**

DEM - COUNTY COMMISSIONER DISTRICT 3			
Jay A. Bruns		81	45.25%
Cheryl Hadsall		95	53.07%
Write-In		3	1.68%
	Total...	**179**	**100.00%**

DEM - ALBEE TWP PCT DELEGATE - DEM			
Robert W. Cramer		103	49.52%
Steven D. Lamb		98	47.12%
Write-In		7	3.37%
	Total...	**208**	**100.00%**

10TH CIRCUIT COURT JUDGE NON-INCUMBENT			
James Borchard		137	39.94%
Jim Howell		155	45.19%
Paul Purcell		49	14.29%
Write-In		2	0.58%
	Total...	**343**	**100.00%**

County Proposal 1 Castle Museum			
YES		182	47.77%
NO		199	52.23%
	Total...	**381**	**100.00%**

Albee Township Precinct 1

County Proposal 2 Parks & Rec

YES	175	45.69%
NO	208	54.31%
Total...	**383**	**100.00%**

Albee Township

YES	171	45.00%
NO	209	55.00%
Total...	**380**	**100.00%**

Birch Run Township Precinct 1

Registration & Turnout

		1,229
Election Day Turnout	0	0.00%
AV Polling Turnout	0	0.00%
Election Day Manual Entry Turnout	0	0.00%
SPR Host Turnout	264	21.48%
Total...	**264**	**21.48%**

REP - GOVERNOR

Mike Bouchard	11	6.67%
Mike Cox	47	28.48%
Tom George	0	0.00%
Pete Hoekstra	42	25.45%
Rick Snyder	65	39.39%
Write-In	0	0.00%
Total...	**165**	**0.00%**

REP - US REPRESENTATIVE - 5TH DIST

John Kupiec	63	48.09%
Rick Wilson	68	51.91%
Write-In	0	0.00%
Total...	**131**	**0.00%**

REP - STATE SENATOR - 32ND DISTRICT

Gary L. Dunn	32	21.48%
Roger Kahn	117	78.52%
Write-In	0	0.00%
Total...	**149**	**0.00%**

REP - STATE REPRESENTATIVE - 94TH DIST

Ken Horn	135	99.26%
Write-In	1	0.74%
Total...	136	100.00%

REP - COUNTY COMMISSIONER DISTRICT 3

Write-In	**10**	**100.00%**
Total...	**10**	**100.00%**

REP - BIRCH RUN TOWNSHIP SUPERVISOR PARTIAL TERM

Kurt W Kiessling	74	59.20%
Ryan McReynolds	51	40.80%
Write-In	0	0.00%
Total...	**125**	**0.00%**

REP - BIRCH RUN TWP PCT 1 DELEGATE - REP

Write-In	**1**	**100.00%**
Total...	**1**	**100.00%**

DEM - GOVERNOR

Virg Bernero	69	75.82%
Andy Dillon	21	23.08%
Write-In	1	1.10%
Total...	**91**	**100.00%**

DEM - US REPRESENTATIVE - 5TH DIST

Dale Kildee	62	66.67%
Scott Withers	31	33.33%
Write-In	0	0.00%
Total...	**93**	**0.00%**

DEM - STATE SENATOR - 32ND DISTRICT

Debasish Mridha	**71**	**100.00%**
Write-In	0	0.00%
Total...	**71**	**0.00%**

DEM - STATE REPRESENTATIVE - 94TH DIST

Vince Mosca	**69**	**100.00%**
Write-In	0	0.00%
Total...	**69**	**0.00%**

DEM - COUNTY COMMISSIONER DISTRICT 3

Jay A. Bruns	29	30.85%
Cheryl Hadsall	65	69.15%

Birch Run Township Precinct 1

DEM - COUNTY COMMISSIONER DISTRICT 3

Write-In	0	0.00%
Total...	**94**	**0.00%**

DEM - BIRCH RUN TOWNSHIP SUPERVISOR PARTIAL TERM

Write-In	**6**	**100.00%**
Total...	**6**	**100.00%**

DEM - BIRCH RUN TWP PCT 1 DELEGATE - DEM

Write-In	**4**	**100.00%**
Total...	**4**	**100.00%**

10TH CIRCUIT COURT JUDGE NON-INCUMBENT

James Borchard	97	45.75%
Jim Howell	74	34.91%
Paul Purcell	41	19.34%
Write-In	0	0.00%
Total...	**212**	**0.00%**

County Proposal 1 Castle Museum

YES	104	43.70%
NO	134	56.30%
Total...	**238**	**100.00%**

County Proposal 2 Parks & Rec

YES	124	51.88%
NO	115	48.12%
Total...	**239**	**100.00%**

Birch Run Township Precinct 2

Registration & Turnout 1,915

Election Day Turnout	0	0.00%
AV Polling Turnout	0	0.00%
Election Day Manual Entry Turnout	0	0.00%
SPR Host Turnout	417	21.78%
Total...	**417**	**21.78%**

REP - GOVERNOR

Mike Bouchard	14	6.36%
Mike Cox	61	27.73%
Tom George	5	2.27%
Pete Hoekstra	41	18.64%
Rick Snyder	99	45.00%
Write-In	0	0.00%
Total...	**220**	**0.00%**

REP - US REPRESENTATIVE - 5TH DIST

John Kupiec	84	46.67%
Rick Wilson	96	53.33%
Write-In	0	0.00%
Total...	**180**	**0.00%**

REP - STATE SENATOR - 32ND DISTRICT

Gary L. Dunn	70	33.65%
Roger Kahn	138	66.35%
Write-In	0	0.00%
Total...	**208**	**0.00%**

REP - STATE REPRESENTATIVE - 94TH DIST

Ken Horn	**188**	**100.00%**
Write-In	0	0.00%
Total...	**188**	**0.00%**

REP - COUNTY COMMISSIONER DISTRICT 3

Write-In	**13**	**100.00%**
Total...	**13**	**100.00%**

REP - BIRCH RUN TOWNSHIP SUPERVISOR PARTIAL TERM

Kurt W Kiessling	124	64.25%
Ryan McReynolds	69	35.75%
Write-In	0	0.00%
Total...	**193**	**0.00%**

REP - BIRCH RUN TWP PCT 2 DELEGATE - REP

Dolores T. Kalmbach	100	35.59%
Kevin Karwat	84	29.89%
Ryan McReynolds	96	34.16%
Write-In	1	0.36%
Total...	**281**	**100.00%**

DEM - GOVERNOR

Virg Bernero	117	71.34%
Andy Dillon	47	28.66%

Birch Run Township Precinct 2

DEM - GOVERNOR

Write-In	0	0.00%
Total...	**164**	**0.00%**

DEM - US REPRESENTATIVE - 5TH DIST

Dale Kildee	116	69.05%
Scott Withers	52	30.95%
Write-In	0	0.00%
Total...	**168**	**0.00%**

DEM - STATE SENATOR - 32ND DISTRICT

Debasish Mridha	130	99.24%
Write-In	1	0.76%
Total...	**131**	**100.00%**

DEM - STATE REPRESENTATIVE - 94TH DIST

Vince Mosca	128	99.22%
Write-In	1	0.78%
Total...	**129**	**100.00%**

DEM - COUNTY COMMISSIONER DISTRICT 3

Jay A. Bruns	54	30.34%
Cheryl Hadsall	124	69.66%
Write-In	0	0.00%
Total...	**178**	**0.00%**

DEM - BIRCH RUN TOWNSHIP SUPERVISOR PARTIAL TERM

Write-In	**17**	**100.00%**
Total...	17	**100.00%**

DEM - BIRCH RUN TWP PCT 2 DELEGATE - DEM

Nan Haley	130	31.71%
Floyd B. McClintock	100	24.39%
Janet M. McClintock	104	25.37%
Laura E. Miller	76	18.54%
Write-In	0	0.00%
Total...	**410**	**0.00%**

10TH CIRCUIT COURT JUDGE NON-INCUMBENT

James Borchard	155	43.06%
Jim Howell	136	37.78%
Paul Purcell	67	18.61%
Write-In	2	0.56%
Total...	**360**	**100.00%**

County Proposal 1 Castle Museum

YES	195	50.52%
NO	191	49.48%
Total...	**386**	**100.00%**

County Proposal 2 Parks & Rec

YES	219	57.18%
NO	164	42.82%
Total...	**383**	**100.00%**

Birch Run Township Precinct 3

Registration & Turnout 1,475

Election Day Turnout	0	0.00%
AV Polling Turnout	0	0.00%
Election Day Manual Entry Turnout	0	0.00%
SPR Host Turnout	388	26.31%
Total...	**388**	**26.31%**

REP - GOVERNOR

Mike Bouchard	25	8.14%
Mike Cox	84	27.36%
Tom George	4	1.30%
Pete Hoekstra	92	29.97%
Rick Snyder	102	33.22%
Write-In	0	0.00%
Total...	**307**	**0.00%**

REP - US REPRESENTATIVE - 5TH DIST

John Kupiec	157	60.38%
Rick Wilson	103	39.62%
Write-In	0	0.00%
Total...	**260**	**0.00%**

REP - STATE SENATOR - 32ND DISTRICT

Gary L. Dunn	48	16.27%
Roger Kahn	247	83.73%

Birch Run Township Precinct 3

REP - STATE SENATOR - 32ND DISTRICT

Write-In	0	0.00%
Total...	**295**	**0.00%**

REP - STATE REPRESENTATIVE - 94TH DIST

Ken Horn	285	99.30%
Write-In	2	0.70%
Total...	**287**	**100.00%**

REP - COUNTY COMMISSIONER DISTRICT 4

Dennis Krafft	267	99.63%
Write-In	1	0.37%
Total...	**268**	**100.00%**

REP - BIRCH RUN TOWNSHIP SUPERVISOR PARTIAL TERM

Kurt W Kiessling	154	63.90%
Ryan McReynolds	87	36.10%
Write-In	0	0.00%
Total...	**241**	**0.00%**

REP - BIRCH RUN TWP PCT 3 DELEGATE - REP

Write-In	**4**	**100.00%**
Total...	**4**	**100.00%**

DEM - GOVERNOR

Virg Bernero	51	83.61%
Andy Dillon	10	16.39%
Write-In	0	0.00%
Total...	**61**	**0.00%**

DEM - US REPRESENTATIVE - 5TH DIST

Dale Kildee	42	71.19%
Scott Withers	17	28.81%
Write-In	0	0.00%
Total...	**59**	**0.00%**

DEM - STATE SENATOR - 32ND DISTRICT

Debasish Mridha	45	97.83%
Write-In	1	2.17%
Total...	**46**	**100.00%**

DEM - STATE REPRESENTATIVE - 94TH DIST

Vince Mosca	47	95.92%
Write-In	2	4.08%
Total...	49	**100.00%**

DEM - COUNTY COMMISSIONER DISTRICT 4

Write-In	8	**100.00%**
Total...	8	**100.00%**

DEM - BIRCH RUN TOWNSHIP SUPERVISOR PARTIAL TERM

Write-In	7	**100.00%**
Total...	7	**100.00%**

DEM - BIRCH RUN TWP PCT 3 DELEGATE - DEM

Write-In	3	**100.00%**
Total...	3	**100.00%**

10TH CIRCUIT COURT JUDGE NON-INCUMBENT

James Borchard	214	62.03%
Jim Howell	99	28.70%
Paul Purcell	32	9.28%
Write-In	0	0.00%
Total...	**345**	**0.00%**

County Proposal 1 Castle Museum

YES	215	58.11%
NO	155	41.89%
Total...	**370**	**100.00%**

County Proposal 2 Parks & Rec

YES	218	58.76%
NO	153	41.24%
Total...	**371**	**100.00%**

Blumfield Township Precinct 1

Registration & Turnout

1,571

Election Day Turnout	0	0.00%
AV Polling Turnout	0	0.00%
Election Day Manual Entry Turnout	0	0.00%
SPR Host Turnout	422	26.86%
Total...	**422**	**26.86%**

REP - GOVERNOR

Mike Bouchard	32	8.86%

Blumfield Township Precinct 1

REP - GOVERNOR

Mike Cox		86	23.82%
Tom George		7	1.94%
Pete Hoekstra		102	28.25%
Rick Snyder		134	37.12%
Write-In		0	0.00%
	Total...	**361**	**0.00%**

REP - US REPRESENTATIVE - 5TH DIST

John Kupiec		194	61.20%
Rick Wilson		123	38.80%
Write-In		0	0.00%
	Total...	**317**	**0.00%**

REP - STATE SENATOR - 32ND DISTRICT

Gary L. Dunn		66	19.19%
Roger Kahn		278	80.81%
Write-In		0	0.00%
	Total...	**344**	**0.00%**

REP - STATE REPRESENTATIVE - 94TH DIST

Ken Horn		323	99.38%
Write-In		2	0.62%
	Total...	**325**	**100.00%**

REP - COUNTY COMMISSIONER DISTRICT 7

Benjamin Ritter		296	99.66%
Write-In		1	0.34%
	Total...	**297**	**100.00%**

REP - BLUMFIELD TWP PCT DELEGATE - REP

Marilyn O. Hetzner		213	50.96%
Tamyra Lynn Murray		199	47.61%
Write-In		6	1.44%
	Total...	**418**	**100.00%**

DEM - GOVERNOR

Virg Bernero		44	80.00%
Andy Dillon		11	20.00%
Write-In		0	0.00%
	Total...	**55**	**0.00%**

DEM - US REPRESENTATIVE - 5TH DIST

Dale Kildee		39	68.42%
Scott Withers		18	31.58%
Write-In		0	0.00%
	Total...	**57**	**0.00%**

DEM - STATE SENATOR - 32ND DISTRICT

Debasish Mridha		40	97.56%
Write-In		1	2.44%
	Total...	**41**	**100.00%**

DEM - STATE REPRESENTATIVE - 94TH DIST

Vince Mosca		42	97.67%
Write-In		1	2.33%
	Total...	**43**	**100.00%**

DEM - COUNTY COMMISSIONER DISTRICT 7

Robert Moe Woods Jr.		40	97.56%
Write-In		1	2.44%
	Total...	**41**	**100.00%**

DEM - BLUMFIELD TWP PCT DELEGATE - DEM

Write-In		**5**	**100.00%**
	Total...	**5**	**100.00%**

16TH CIRCUIT COURT JUDGE NON-INCUMBENT

James Borchard		243	64.97%
Jim Howell		106	28.34%
Paul Purcell		25	6.68%
Write-In		0	0.00%
	Total...	**374**	**0.00%**

County Proposal 1 Castle Museum

YES		220	53.92%
NO		188	46.08%
	Total...	**408**	**100.00%**

County Proposal 2 Parks & Rec

YES		216	53.60%
NO		187	46.40%
	Total...	**403**	**100.00%**

Brady Township Precinct 1

Registration & Turnout			1,681
Election Day Turnout		0	0.00%
AV Polling Turnout		0	0.00%
Election Day Manual Entry Turnout		0	0.00%
SPR Host Turnout		350	20.82%
	Total...	**350**	**20.82%**

REP - GOVERNOR			
Mike Bouchard		24	10.76%
Mike Cox		66	29.60%
Tom George		4	1.79%
Pete Hoekstra		31	13.90%
Rick Snyder		98	43.95%
Write-In		0	0.00%
	Total...	**223**	**0.00%**

REP - US REPRESENTATIVE - 4TH DIST			
Dave Camp		191	98.45%
Write-In		3	1.55%
	Total...	**194**	**100.00%**

REP - STATE SENATOR - 32ND DISTRICT			
Gary L. Dunn		50	24.04%
Roger Kahn		157	75.48%
Write-In		1	0.48%
	Total...	**208**	**100.00%**

REP - STATE REPRESENTATIVE - 98TH DIST			
Jim Stamas		178	98.34%
Write-In		3	1.66%
	Total...	**181**	**100.00%**

REP - COUNTY COMMISSIONER DISTRICT 1			
Write-In		**10**	**100.00%**
	Total...	**10**	**100.00%**

REP - BRADY TWP PCT DELEGATE - REP			
Write-In		**8**	**100.00%**
	Total...	**8**	**100.00%**

DEM - GOVERNOR			
Virg Bernero		75	68.81%
Andy Dillon		33	30.28%
Write-In		1	0.92%
	Total...	**109**	**100.00%**

DEM - US REPRESENTATIVE - 4TH DIST			
Jerry M. Campbell		86	96.63%
Write-In		3	3.37%
	Total...	**89**	**100.00%**

DEM - STATE SENATOR - 32ND DISTRICT			
Debasish Mridha		79	97.53%
Write-In		2	2.47%
	Total...	**81**	**100.00%**

DEM - STATE REPRESENTATIVE - 98TH DIST			
Write-In		**7**	**100.00%**
	Total...	**7**	**100.00%**

DEM - COUNTY COMMISSIONER DISTRICT 1			
Douglas Bishop		56	49.56%
Michael O'Hare		55	48.67%
Write-In		2	1.77%
	Total...	**113**	**100.00%**

DEM - BRADY TWP PCT DELEGATE - DEM			
Write-In		**2**	**100.00%**
	Total...	**2**	**100.00%**

10TH CIRCUIT COURT JUDGE NON-INCUMBENT			
James Borchard		83	28.14%
Jim Howell		173	58.64%
Paul Purcell		38	12.88%
Write-In		1	0.34%
	Total...	**295**	**100.00%**

County Proposal 1 Castle Museum			
YES		147	43.62%
NO		190	56.38%
	Total...	**337**	**100.00%**

County Proposal 2 Parks & Rec			
YES		161	47.63%

Brady Township Precinct 1

County Proposal 2 Parks & Rec

NO		177	52.37%
	Total...	**338**	**100.00%**

Brant Township Precinct 1

Registration & Turnout

			1,491
Election Day Turnout		0	0.00%
AV Polling Turnout		0	0.00%
Election Day Manual Entry Turnout		0	0.00%
SPR Host Turnout		359	24.08%
	Total...	**359**	**24.08%**

REP - GOVERNOR

Mike Bouchard		15	5.56%
Mike Cox		79	29.26%
Tom George		7	2.59%
Pete Hoekstra		29	10.74%
Rick Snyder		140	51.85%
Write-In		0	0.00%
	Total...	**270**	**0.00%**

REP - US REPRESENTATIVE - 4TH DIST

Dave Camp		239	99.58%
Write-In		1	0.42%
	Total...	**240**	**100.00%**

REP - STATE SENATOR - 32ND DISTRICT

Gary L. Dunn		65	25.19%
Roger Kahn		193	74.81%
Write-In		0	0.00%
	Total...	**258**	**0.00%**

REP - STATE REPRESENTATIVE - 96TH DIST

Jim Stamas		223	99.11%
Write-In		2	0.89%
	Total...	**225**	**100.00%**

REP - COUNTY COMMISSIONER DISTRICT 2

Jeff Kowalski		90	34.35%
Ron Sholtz		172	65.65%
Write-In		0	0.00%
	Total...	**262**	**0.00%**

REP - BRANT TWP PCT DELEGATE - REP

Andrew M. Goschka		145	18.15%
Kristine Goschka		141	17.65%
Maryann Goschka		147	18.40%
Mike Goschka		188	23.53%
Toni Michelle Madden		174	21.78%
Write-In		4	0.50%
	Total...	**799**	**100.00%**

DEM - GOVERNOR

Virg Bernero		53	72.60%
Andy Dillon		20	27.40%
Write-In		0	0.00%
	Total...	**73**	**0.00%**

DEM - US REPRESENTATIVE - 4TH DIST

Jerry M. Campbell		**60**	**100.00%**
Write-In		0	0.00%
	Total...	**60**	**0.00%**

DEM - STATE SENATOR - 32ND DISTRICT

Debasish Mridha		**58**	**100.00%**
Write-In		0	0.00%
	Total...	**58**	**0.00%**

DEM - STATE REPRESENTATIVE - 96TH DIST

Write-In		**10**	**100.00%**
	Total...	**10**	**100.00%**

DEM - COUNTY COMMISSIONER DISTRICT 2

Write-In		**8**	**100.00%**
	Total...	**8**	**100.00%**

DEM - BRANT TWP PCT DELEGATE - DEM

Write-In		**4**	**100.00%**
	Total...	**4**	**100.00%**

10TH CIRCUIT COURT JUDGE NON-INCUMBENT

James Borchard		104	33.12%
Jim Howell		164	52.23%

Brant Township Precinct 1

10TH CIRCUIT COURT JUDGE NON-INCUMBENT

Paul Purcell	46	14.65%
Write-In	0	0.00%
Total...	**314**	**0.00%**

County Proposal 1 Castle Museum

YES	165	47.69%
NO	181	52.31%
Total...	**346**	**100.00%**

County Proposal 2 Parks & Rec

YES	191	55.04%
NO	156	44.96%
Total...	**347**	**100.00%**

Bridgeport Township Precinct 1

Registration & Turnout 949

Election Day Turnout	0	0.00%
AV Polling Turnout	0	0.00%
Election Day Manual Entry Turnout	0	0.00%
SPR Host Turnout	263	27.71%
Total...	**263**	**27.71%**

REP - GOVERNOR

Mike Bouchard	17	10.63%
Mike Cox	43	26.88%
Tom George	1	0.63%
Pete Hoekstra	30	18.75%
Rick Snyder	69	43.13%
Write-In	0	0.00%
Total...	**160**	**0.00%**

REP - US REPRESENTATIVE - 4TH DIST

Dave Camp	**140**	**100.00%**
Write-In	0	0.00%
Total...	**140**	**0.00%**

REP - STATE SENATOR - 32ND DISTRICT

Gary L. Dunn	27	17.53%
Roger Kahn	127	82.47%
Write-In	0	0.00%
Total...	**154**	**0.00%**

REP - STATE REPRESENTATIVE - 95TH DIST

Sarge Harvey	84	62.69%
Joel I. Wilson	50	37.31%
Write-In	0	0.00%
Total...	**134**	**0.00%**

REP - STATE REPRESENTATIVE 95TH DIST PARTIAL TERM

Sarge Harvey	111	99.11%
Write-In	1	0.89%
Total...	**112**	**100.00%**

REP - COUNTY COMMISSIONER DISTRICT 4

Dennis Krafft	**120**	**100.00%**
Write-In	0	0.00%
Total...	**120**	**0.00%**

REP - BRIDGEPORT TWP PCT 1 DELEGATE - REP

Write-In	**3**	**100.00%**
Total...	**3**	**100.00%**

DEM - GOVERNOR

Virg Bernero	65	67.01%
Andy Dillon	32	32.99%
Write-In	0	0.00%
Total...	**97**	**0.00%**

DEM - US REPRESENTATIVE - 4TH DIST

Jerry M. Campbell	78	98.73%
Write-In	1	1.27%
Total...	**79**	**100.00%**

DEM - STATE SENATOR - 32ND DISTRICT

Debasish Mridha	**77**	**100.00%**
Write-In	0	0.00%
Total...	**77**	**0.00%**

DEM - STATE REPRESENTATIVE - 95TH DIST

Greg Dietrich	34	34.69%
Stacy Erwin Oakes	25	25.51%
J. J. Horgan	7	7.14%

Bridgeport Township Precinct 1

DEM - STATE REPRESENTATIVE - 95TH DIST

Joyce J. Seals	22	22.45%
Pamela Pugh Smith	10	10.20%
Write-In	0	0.00%
Total...	**98**	**0.00%**

DEM - STATE REPRESENTATIVE 95TH DIST PARTIAL TERM

Greg Dietrich	31	32.29%
Stacy Erwin Oakes	25	26.04%
J. J. Horgan	10	10.42%
Joyce J. Seals	19	19.79%
Pamela Pugh Smith	11	11.46%
Write-In	0	0.00%
Total...	**96**	**0.00%**

DEM - COUNTY COMMISSIONER DISTRICT 4

Write-In	13	100.00%
Total...	**13**	**100.00%**

DEM - BRIDGEPORT TWP PCT 1 DELEGATE - DEM

Write-In	14	100.00%
Total...	**14**	**100.00%**

10TH CIRCUIT COURT JUDGE NON-INCUMBENT

James Borchard	110	50.23%
Jim Howell	73	33.33%
Paul Purcell	36	16.44%
Write-In	0	0.00%
Total...	**219**	**0.00%**

County Proposal 1 Castle Museum

YES	187	74.50%
NO	64	25.50%
Total...	**251**	**100.00%**

County Proposal 2 Parks & Rec

YES	178	71.77%
NO	70	28.23%
Total...	**248**	**100.00%**

Bridgeport Township Recall

YES	152	64.41%
NO	84	35.59%
Total...	**236**	**100.00%**

Bridgeport Township Library Proposal

YES	174	70.45%
NO	73	29.55%
Total...	**247**	**100.00%**

Bridgeport Township Precinct 2

Registration & Turnout 1,982

Election Day Turnout	0	0.00%
AV Polling Turnout	0	0.00%
Election Day Manual Entry Turnout	0	0.00%
SPR Host Turnout	271	13.67%
Total...	**271**	**13.67%**

REP - GOVERNOR

Mike Bouchard	13	10.57%
Mike Cox	40	32.52%
Tom George	3	2.44%
Pete Hoekstra	14	11.38%
Rick Snyder	53	43.09%
Write-In	0	0.00%
Total...	**123**	**0.00%**

REP - US REPRESENTATIVE - 4TH DIST

Dave Camp	107	100.00%
Write-In	0	0.00%
Total...	**107**	**0.00%**

REP - STATE SENATOR - 32ND DISTRICT

Gary L. Dunn	34	29.82%
Roger Kahn	80	70.18%
Write-In	0	0.00%
Total...	**114**	**0.00%**

REP - STATE REPRESENTATIVE - 95TH DIST

Sarge Harvey	45	45.45%
Joel I. Wilson	53	53.54%

Bridgeport Township Precinct 2

REP - STATE REPRESENTATIVE - 95TH DIST

Write-In	1	1.01%
Total...	**99**	**100.00%**

REP - STATE REPRESENTATIVE 95TH DIST PARTIAL TERM

Sarge Harvey	**81**	**100.00%**
Write-In	0	0.00%
Total...	**81**	**0.00%**

REP - COUNTY COMMISSIONER DISTRICT 6

Write-In	**8**	**100.00%**
Total...	**8**	**100.00%**

REP - BRIDGEPORT TWP PCT 2 DELEGATE - REP

Write-In	**2**	**100.00%**
Total...	**2**	**100.00%**

DEM - GOVERNOR

Virg Bernero	91	67.41%
Andy Dillon	44	32.59%
Write-In	0	0.00%
Total...	**135**	**0.00%**

DEM - US REPRESENTATIVE - 4TH DIST

Jerry M. Campbell	105	96.33%
Write-In	4	3.67%
Total...	**109**	**100.00%**

DEM - STATE SENATOR - 32ND DISTRICT

Debasish Mridha	104	95.41%
Write-In	5	4.59%
Total...	**109**	**100.00%**

DEM - STATE REPRESENTATIVE - 95TH DIST

Greg Dietrich	45	33.09%
Stacy Erwin Oakes	36	26.47%
J. J. Horgan	6	4.41%
Joyce J. Seals	30	22.06%
Pamela Pugh Smith	19	13.97%
Write-In	0	0.00%
Total...	**136**	**0.00%**

DEM - STATE REPRESENTATIVE 95TH DIST PARTIAL TERM

Greg Dietrich	44	31.88%
Stacy Erwin Oakes	30	21.74%
J. J. Horgan	8	5.80%
Joyce J. Seals	34	24.64%
Pamela Pugh Smith	22	15.94%
Write-In	0	0.00%
Total...	**138**	**0.00%**

DEM - COUNTY COMMISSIONER DISTRICT 6

Eddie Foxx	113	98.26%
Write-In	2	1.74%
Total...	**115**	**100.00%**

DEM - BRIDGEPORT TWP PCT 2 DELEGATE - DEM

Write-In	**16**	**100.00%**
Total...	**16**	**100.00%**

10TH CIRCUIT COURT JUDGE NON-INCUMBENT

James Borchard	83	38.25%
Jim Howell	61	28.11%
Paul Purcell	72	33.18%
Write-In	1	0.46%
Total...	**217**	**100.00%**

County Proposal 1 Castle Museum

YES	152	60.80%
NO	98	39.20%
Total...	**250**	**100.00%**

County Proposal 2 Parks & Rec

YES	155	62.00%
NO	95	38.00%
Total...	**250**	**100.00%**

Bridgeport Township Recall

YES	140	58.82%
NO	98	41.18%
Total...	**238**	**100.00%**

Bridgeport Township Library Proposal

YES	152	61.04%

Bridgeport Township Precinct 2

Bridgeport Township Library Proposal

NO	97	38.96%
Total...	**249**	**100.00%**

Bridgeport Township Precinct 3

Registration & Turnout

		1,874
Election Day Turnout	0	0.00%
AV Polling Turnout	0	0.00%
Election Day Manual Entry Turnout	0	0.00%
SPR Host Turnout	527	28.12%
Total...	**527**	**28.12%**

REP - GOVERNOR

Mike Bouchard	21	6.62%
Mike Cox	96	30.28%
Tom George	1	0.32%
Pete Hoekstra	72	22.71%
Rick Snyder	127	40.06%
Write-In	0	0.00%
Total...	317	0.00%

REP - US REPRESENTATIVE - 4TH DIST

Dave Camp	**291**	**100.00%**
Write-In	0	0.00%
Total...	**291**	**0.00%**

REP - STATE SENATOR - 32ND DISTRICT

Gary L. Dunn	69	22.12%
Roger Kahn	242	77.56%
Write-In	1	0.32%
Total...	**312**	**100.00%**

REP - STATE REPRESENTATIVE - 95TH DIST

Sarge Harvey	138	51.69%
Joel I. Wilson	129	48.31%
Write-In	0	0.00%
Total...	**267**	**0.00%**

REP - STATE REPRESENTATIVE 95TH DIST PARTIAL TERM

Sarge Harvey	222	98.23%
Write-In	4	1.77%
Total...	**226**	**100.00%**

REP - COUNTY COMMISSIONER DISTRICT 4

Dennis Krafft	256	99.61%
Write-In	1	0.39%
Total...	**257**	**100.00%**

REP - BRIDGEPORT TWP PCT 3 DELEGATE - REP

Write-In	**22**	**100.00%**
Total...	**22**	**100.00%**

DEM - GOVERNOR

Virg Bernero	132	72.13%
Andy Dillon	51	27.87%
Write-In	0	0.00%
Total...	**183**	**0.00%**

DEM - US REPRESENTATIVE - 4TH DIST

Jerry M. Campbell	**151**	**100.00%**
Write-In	0	0.00%
Total...	**151**	**0.00%**

DEM - STATE SENATOR - 32ND DISTRICT

Debasish Mridha	148	99.33%
Write-In	1	0.67%
Total...	**149**	**100.00%**

DEM - STATE REPRESENTATIVE - 95TH DIST

Greg Dietrich	83	45.11%
Stacy Erwin Oakes	28	15.22%
J. J. Horgan	25	13.59%
Joyce J. Seals	29	15.76%
Pamela Pugh Smith	19	10.33%
Write-In	0	0.00%
Total...	**184**	**0.00%**

DEM - STATE REPRESENTATIVE 95TH DIST PARTIAL TERM

Greg Dietrich	74	42.77%
Stacy Erwin Oakes	25	14.45%
J. J. Horgan	22	12.72%
Joyce J. Seals	25	14.45%
Pamela Pugh Smith	27	15.61%

Bridgeport Township Precinct 3

DEM - STATE REPRESENTATIVE 95TH DIST PARTIAL TERM

Write-In	0	0.00%
Total...	**173**	**0.00%**

DEM - COUNTY COMMISSIONER DISTRICT 4

Write-In	**25**	**100.00%**
Total...	**25**	**100.00%**

DEM - BRIDGEPORT TWP PCT 3 DELEGATE - DEM

Martha A. Sageman	130	94.89%
Write-In	7	5.11%
Total...	**137**	**100.00%**

10TH CIRCUIT COURT JUDGE NON-INCUMBENT

James Borchard	212	46.59%
Jim Howell	175	38.46%
Paul Purcell	66	14.51%
Write-In	2	0.44%
Total...	**455**	**100.00%**

County Proposal 1 Castle Museum

YES	254	50.40%
NO	250	49.60%
Total...	**504**	**100.00%**

County Proposal 2 Parks & Rec

YES	233	46.23%
NO	271	53.77%
Total...	**504**	**100.00%**

Bridgeport Township Recall

YES	355	70.30%
NO	150	29.70%
Total...	**505**	**100.00%**

Bridgeport Township Library Proposal

YES	229	44.47%
NO	286	55.53%
Total...	**515**	**100.00%**

Bridgeport Township Precinct 4

Registration & Turnout

		2,368
Election Day Turnout	0	0.00%
AV Polling Turnout	0	0.00%
Election Day Manual Entry Turnout	0	0.00%
SPR Host Turnout	581	24.54%
Total...	**581**	**24.54%**

REP - GOVERNOR

Mike Bouchard	14	8.81%
Mike Cox	66	41.51%
Tom George	1	0.63%
Pete Hoekstra	18	11.32%
Rick Snyder	60	37.74%
Write-In	0	0.00%
Total...	**159**	**0.00%**

REP - US REPRESENTATIVE - 4TH DIST

Dave Camp	**143**	**100.00%**
Write-In	0	0.00%
Total...	**143**	**0.00%**

REP - STATE SENATOR - 32ND DISTRICT

Gary L. Dunn	40	26.32%
Roger Kahn	112	73.68%
Write-In	0	0.00%
Total...	**152**	**0.00%**

REP - STATE REPRESENTATIVE - 95TH DIST

Sarge Harvey	72	54.14%
Joel I. Wilson	60	45.11%
Write-In	1	0.75%
Total...	**133**	**100.00%**

REP - STATE REPRESENTATIVE 95TH DIST PARTIAL TERM

Sarge Harvey	108	98.18%
Write-In	2	1.82%
Total...	**110**	**100.00%**

REP - COUNTY COMMISSIONER DISTRICT 6

Write-In	**15**	**100.00%**
Total...	**15**	**100.00%**

Bridgeport Township Precinct 4

REP - BRIDGEPORT TWP PCT 4 DELEGATE - REP

Gregory D. Bryce	99	99.00%
Write-In	1	1.00%
Total...	**100**	**100.00%**

DEM - GOVERNOR

Virg Bernero	290	76.12%
Andy Dillon	89	23.36%
Write-In	2	0.52%
Total...	**381**	**100.00%**

DEM - US REPRESENTATIVE - 4TH DIST

Jerry M. Campbell	326	99.69%
Write-In	1	0.31%
Total...	**327**	**100.00%**

DEM - STATE SENATOR - 32ND DISTRICT

Debasish Mridha	319	98.76%
Write-In	4	1.24%
Total...	**323**	**100.00%**

DEM - STATE REPRESENTATIVE - 95TH DIST

Greg Dietrich	38	9.72%
Stacy Erwin Oakes	175	44.76%
J. J. Horgan	4	1.02%
Joyce J. Seals	83	21.23%
Pamela Pugh Smith	91	23.27%
Write-In	0	0.00%
Total...	**391**	**0.00%**

DEM - STATE REPRESENTATIVE 95TH DIST PARTIAL TERM

Greg Dietrich	41	10.76%
Stacy Erwin Oakes	165	43.31%
J. J. Horgan	2	0.52%
Joyce J. Seals	86	22.57%
Pamela Pugh Smith	86	22.57%
Write-In	1	0.26%
Total...	381	**100.00%**

DEM - COUNTY COMMISSIONER DISTRICT 6

Eddie Foxx	349	99.43%
Write-In	2	0.57%
Total...	**351**	**100.00%**

DEM - BRIDGEPORT TWP PCT 4 DELEGATE - DEM

Eddie Foxx	292	63.48%
Mary Ann Hill	166	36.09%
Write-In	2	0.43%
Total...	**460**	**100.00%**

10TH CIRCUIT COURT JUDGE NON-INCUMBENT

James Borchard	208	44.64%
Jim Howell	145	31.12%
Paul Purcell	111	23.82%
Write-In	2	0.43%
Total...	**466**	**100.00%**

County Proposal 1 Castle Museum

YES	408	77.71%
NO	117	22.29%
Total...	**525**	**100.00%**

County Proposal 2 Parks & Rec

YES	394	75.92%
NO	125	24.08%
Total...	**519**	**100.00%**

Bridgeport Township Recall

YES	245	46.76%
NO	279	53.24%
Total...	**524**	**100.00%**

Bridgeport Township Library Proposal

YES	428	78.10%
NO	120	21.90%
Total...	**548**	**100.00%**

Bridgeport Township Precinct 5

Registration & Turnout

		1,220
Election Day Turnout	0	0.00%
AV Polling Turnout	0	0.00%
Election Day Manual Entry Turnout	0	0.00%

Bridgeport Township Precinct 5

Registration & Turnout			1,220
SPR Host Turnout		385	31.56%
	Total...	**385**	**31.56%**

REP - GOVERNOR

Mike Bouchard		20	8.73%
Mike Cox		69	30.13%
Tom George		4	1.75%
Pete Hoekstra		45	19.65%
Rick Snyder		91	39.74%
Write-In		0	0.00%
	Total...	**229**	**0.00%**

REP - US REPRESENTATIVE - 4TH DIST

Dave Camp		209	99.52%
Write-In		1	0.48%
	Total...	**210**	**100.00%**

REP - STATE SENATOR - 32ND DISTRICT

Gary L. Dunn		42	19.00%
Roger Kahn		179	81.00%
Write-In		0	0.00%
	Total...	**221**	**0.00%**

REP - STATE REPRESENTATIVE - 95TH DIST

Sarge Harvey		101	54.30%
Joel I. Wilson		85	45.70%
Write-In		0	0.00%
	Total...	**186**	**0.00%**

REP - STATE REPRESENTATIVE 95TH DIST PARTIAL TERM

Sarge Harvey		150	98.68%
Write-In		2	1.32%
	Total...	**152**	**100.00%**

REP - COUNTY COMMISSIONER DISTRICT 4

Dennis Krafft		**177**	**100.00%**
Write-In		0	0.00%
	Total...	**177**	**0.00%**

REP - BRIDGEPORT TWP PCT 5 DELEGATE - REP

Stan Szuber		142	99.30%
Write-In		1	0.70%
	Total...	**143**	**100.00%**

DEM - GOVERNOR

Virg Bernero		94	70.15%
Andy Dillon		40	29.85%
Write-In		0	0.00%
	Total...	**134**	**0.00%**

DEM - US REPRESENTATIVE - 4TH DIST

Jerry M. Campbell		**113**	**100.00%**
Write-In		0	0.00%
	Total...	**113**	**0.00%**

DEM - STATE SENATOR - 32ND DISTRICT

Debasish Mridha		**108**	**100.00%**
Write-In		0	0.00%
	Total...	**108**	**0.00%**

DEM - STATE REPRESENTATIVE - 95TH DIST

Greg Dietrich		59	42.75%
Stacy Erwin Oakes		27	19.57%
J. J. Horgan		14	10.14%
Joyce J. Seals		17	12.32%
Pamela Pugh Smith		21	15.22%
Write-In		0	0.00%
	Total...	**138**	**0.00%**

DEM - STATE REPRESENTATIVE 95TH DIST PARTIAL TERM

Greg Dietrich		53	39.55%
Stacy Erwin Oakes		27	20.15%
J. J. Horgan		14	10.45%
Joyce J. Seals		19	14.18%
Pamela Pugh Smith		21	15.67%
Write-In		0	0.00%
	Total...	**134**	**0.00%**

DEM - COUNTY COMMISSIONER DISTRICT 4

Write-In		**17**	**100.00%**
	Total...	**17**	**100.00%**

Bridgeport Township Precinct 5

DEM - BRIDGEPORT TWP PCT 5 DELEGATE - DEM

Larry S. Jones	49	31.01%
Barbara Kemp-Lauria	64	40.51%
Robert C. Lauria	45	28.48%
Write-In	0	0.00%
Total...	**158**	**0.00%**

10TH CIRCUIT COURT JUDGE NON-INCUMBENT

James Borchard	152	47.20%
Jim Howell	129	40.06%
Paul Purcell	41	12.73%
Write-In	0	0.00%
Total...	**322**	**0.00%**

County Proposal 1 Castle Museum

YES	247	69.38%
NO	109	30.62%
Total...	**356**	**100.00%**

County Proposal 2 Parks & Rec

YES	220	62.32%
NO	133	37.68%
Total...	**353**	**100.00%**

Bridgeport Township Recall

YES	225	64.47%
NO	124	35.53%
Total...	**349**	**100.00%**

Bridgeport Township Library Proposal

YES	233	64.54%
NO	128	35.46%
Total...	**361**	**100.00%**

Buena Vista Township Precinct 1

Registration & Turnout		1,158
Election Day Turnout	0	0.00%
AV Polling Turnout	0	0.00%
Election Day Manual Entry Turnout	0	0.00%
SPR Host Turnout	175	15.11%
Total...	**175**	**15.11%**

REP - GOVERNOR

Mike Bouchard	8	10.13%
Mike Cox	30	37.97%
Tom George	0	0.00%
Pete Hoekstra	16	20.25%
Rick Snyder	25	31.65%
Write-In	0	0.00%
Total...	**79**	**0.00%**

REP - US REPRESENTATIVE - 5TH DIST

John Kupiec	34	48.57%
Rick Wilson	36	51.43%
Write-In	0	0.00%
Total...	**70**	**0.00%**

REP - STATE SENATOR - 32ND DISTRICT

Gary L. Dunn	19	24.68%
Roger Kahn	58	75.32%
Write-In	0	0.00%
Total...	**77**	**0.00%**

REP - STATE REPRESENTATIVE - 95TH DIST

Sarge Harvey	38	54.29%
Joel I. Wilson	32	45.71%
Write-In	0	0.00%
Total...	**70**	**0.00%**

REP - STATE REPRESENTATIVE 96TH DIST PARTIAL TERM

Sarge Harvey	54	98.18%
Write-In	1	1.82%
Total...	**55**	**100.00%**

REP - COUNTY COMMISSIONER DISTRICT 7

Benjamin Ritter	62	98.41%
Write-In	1	1.59%
Total...	**63**	**100.00%**

REP - BUENA VISTA TOWNSHIP TREASURER PARTIAL TERM

Write-In	**6**	**100.00%**
Total...	**6**	**100.00%**

Buena Vista Township Precinct 1

REP - BUENA VISTA TOWNSHIP TRUSTEE PARTIAL TERM

Write-In	**8**	**100.00%**
Total...	**8**	**100.00%**

REP - BUENA VISTA TWP PCT 1 DELEGATE - REP

Write-In	**6**	**100.00%**
Total...	**6**	**100.00%**

DEM - GOVERNOR

Virg Bernero	56	71.79%
Andy Dillon	20	25.64%
Write-In	2	2.56%
Total...	**78**	**100.00%**

DEM - US REPRESENTATIVE - 5TH DIST

Dale Kildee	52	70.27%
Scott Withers	22	29.73%
Write-In	0	0.00%
Total...	**74**	**0.00%**

DEM - STATE SENATOR - 32ND DISTRICT

Debasish Mridha	48	97.96%
Write-In	1	2.04%
Total...	**49**	**100.00%**

DEM - STATE REPRESENTATIVE - 95TH DIST

Greg Dietrich	57	72.15%
Stacy Erwin Oakes	6	7.59%
J. J. Horgan	2	2.53%
Joyce J. Seals	10	12.66%
Pamela Pugh Smith	4	5.06%
Write-In	0	0.00%
Total...	**79**	**0.00%**

DEM - STATE REPRESENTATIVE 95TH DIST PARTIAL TERM

Greg Dietrich	56	72.73%
Stacy Erwin Oakes	6	7.79%
J. J. Horgan	1	1.30%
Joyce J. Seals	10	12.99%
Pamela Pugh Smith	4	5.19%
Write-In	0	0.00%
Total...	**77**	**0.00%**

DEM - COUNTY COMMISSIONER DISTRICT 7

Robert Moe Woods Jr.	**54**	**100.00%**
Write-In	0	0.00%
Total...	**54**	**0.00%**

DEM - BUENA VISTA TOWNSHIP TREASURER PARTIAL TERM

Chris Dillard	19	27.14%
Tommie Orange Jr.	51	72.86%
Write-In	0	0.00%
Total...	**70**	**0.00%**

DEM - BUENA VISTA TOWNSHIP TRUSTEE PARTIAL TERM

Gregory K. Carter	32	29.63%
Cheryl Payton Merrill	11	10.19%
Wayne Squanda	65	60.19%
Write-In	0	0.00%
Total...	**108**	**0.00%**

DEM - BUENA VISTA TWP PCT 1 DELEGATE - DEM

Thomas J. Boensch	65	98.48%
Write-In	1	1.52%
Total...	**66**	**100.00%**

10TH CIRCUIT COURT JUDGE NON-INCUMBENT

James Borchard	83	56.85%
Jim Howell	41	28.08%
Paul Purcell	22	15.07%
Write-In	0	0.00%
Total...	**146**	**0.00%**

County Proposal 1 Castle Museum

YES	103	63.19%
NO	60	36.81%
Total...	**163**	**100.00%**

County Proposal 2 Parks & Rec

YES	89	55.97%
NO	70	44.03%
Total...	**159**	**100.00%**

Buena Vista Township Precinct 1

Buena Vista Recreation Millage

YES		75	47.17%
NO		84	52.83%
	Total...	**159**	**100.00%**

Buena Vista Township Precinct 2

Registration & Turnout

			1,531
Election Day Turnout		0	0.00%
AV Polling Turnout		0	0.00%
Election Day Manual Entry Turnout		0	0.00%
SPR Host Turnout		268	17.50%
	Total...	**268**	**17.50%**

REP - GOVERNOR

Mike Bouchard		2	20.00%
Mike Cox		4	40.00%
Tom George		0	0.00%
Pete Hoekstra		1	10.00%
Rick Snyder		3	30.00%
Write-In		0	0.00%
	Total...	**10**	**0.00%**

REP - US REPRESENTATIVE - 5TH DIST

John Kupiec		3	37.50%
Rick Wilson		5	62.50%
Write-In		0	0.00%
	Total...	**8**	**0.00%**

REP - STATE SENATOR - 32ND DISTRICT

Gary L. Dunn		2	20.00%
Roger Kahn		8	80.00%
Write-In		0	0.00%
	Total...	**10**	**0.00%**

REP - STATE REPRESENTATIVE - 95TH DIST

Sarge Harvey		5	50.00%
Joel I. Wilson		5	50.00%
Write-In		0	0.00%
	Total...	**10**	**0.00%**

REP - STATE REPRESENTATIVE 95TH DIST PARTIAL TERM

Sarge Harvey		**8**	**100.00%**
Write-In		0	0.00%
	Total...	**8**	**0.00%**

REP - COUNTY COMMISSIONER DISTRICT 6

Write-In		**1**	**100.00%**
	Total...	**1**	**100.00%**

REP - BUENA VISTA TOWNSHIP TREASURER PARTIAL TERM

Write-In		**2**	**100.00%**
	Total...	**2**	**100.00%**

REP - BUENA VISTA TOWNSHIP TRUSTEE PARTIAL TERM

Write-In		**3**	**100.00%**
	Total...	**3**	**100.00%**

REP - BUENA VISTA TWP PCT 2 DELEGATE - REP

Write-In		**2**	**100.00%**
	Total...	**2**	**100.00%**

DEM - GOVERNOR

Virg Bernero		153	63.49%
Andy Dillon		87	36.10%
Write-In		1	0.41%
	Total...	**241**	**100.00%**

DEM - US REPRESENTATIVE - 5TH DIST

Dale Kildee		174	76.32%
Scott Withers		53	23.25%
Write-In		1	0.44%
	Total...	**228**	**100.00%**

DEM - STATE SENATOR - 32ND DISTRICT

Debasish Mridha		173	97.74%
Write-In		4	2.26%
	Total...	**177**	**100.00%**

DEM - STATE REPRESENTATIVE - 95TH DIST

Greg Dietrich		20	8.16%
Stacy Erwin Oakes		118	48.16%
J. J. Horgan		0	0.00%
Joyce J. Seals		63	25.71%

Buena Vista Township Precinct 2

DEM - STATE REPRESENTATIVE - 95TH DIST

Pamela Pugh Smith	44	17.96%
Write-In	0	0.00%
Total...	**245**	**0.00%**

DEM - STATE REPRESENTATIVE 95TH DIST PARTIAL TERM

Greg Dietrich	18	7.53%
Stacy Erwin Oakes	110	46.03%
J. J. Horgan	1	0.42%
Joyce J. Seals	63	26.36%
Pamela Pugh Smith	47	19.67%
Write-In	0	0.00%
Total...	**239**	**0.00%**

DEM - COUNTY COMMISSIONER DISTRICT 6

Eddie Foxx	204	99.51%
Write-In	1	0.49%
Total...	**205**	**100.00%**

DEM - BUENA VISTA TOWNSHIP TREASURER PARTIAL TERM

Chris Dillard	106	45.11%
Tommie Orange Jr.	128	54.47%
Write-In	1	0.43%
Total...	**235**	**100.00%**

DEM - BUENA VISTA TOWNSHIP TRUSTEE PARTIAL TERM

Gregory K. Carter	163	48.66%
Cheryl Payton Merrill	110	32.84%
Wayne Squanda	61	18.21%
Write-In	1	0.30%
Total...	**335**	**100.00%**

DEM - BUENA VISTA TWP PCT 2 DELEGATE - DEM

Debra Austin	201	94.81%
Write-In	11	5.19%
Total...	**212**	**100.00%**

10TH CIRCUIT COURT JUDGE NON-INCUMBENT

James Borchard	90	39.82%
Jim Howell	35	15.49%
Paul Purcell	100	44.25%
Write-In	1	0.44%
Total...	**226**	**100.00%**

County Proposal 1 Cattle Museum

YES	173	71.78%
NO	68	28.22%
Total...	**241**	**100.00%**

County Proposal 2 Parks & Rec

YES	178	74.79%
NO	60	25.21%
Total...	**238**	**100.00%**

Buena Vista Recreation Millage

YES	192	78.05%
NO	54	21.95%
Total...	**246**	**100.00%**

Buena Vista Township Precinct 3

Registration & Turnout

1,776

Election Day Turnout	0	0.00%
AV Polling Turnout	0	0.00%
Election Day Manual Entry Turnout	0	0.00%
SPR Host Turnout	250	14.08%
Total...	**250**	**14.08%**

REP - GOVERNOR

Mike Bouchard	1	16.67%
Mike Cox	3	50.00%
Tom George	0	0.00%
Pete Hoekstra	0	0.00%
Rick Snyder	2	33.33%
Write-In	0	0.00%
Total...	**6**	**0.00%**

REP - US REPRESENTATIVE - 5TH DIST

John Kupiec	1	20.00%
Rick Wilson	4	80.00%
Write-In	0	0.00%
Total...	**5**	**0.00%**

Buena Vista Township Precinct 3

REP - STATE SENATOR - 32ND DISTRICT

Gary L. Dunn	2	40.00%
Roger Kahn	3	60.00%
Write-In	0	0.00%
Total...	**5**	**0.00%**

REP - STATE REPRESENTATIVE - 95TH DIST

Sarge Harvey	3	60.00%
Joel I. Wilson	2	40.00%
Write-In	0	0.00%
Total...	**5**	**0.00%**

REP - STATE REPRESENTATIVE 95TH DIST PARTIAL TERM

Sarge Harvey	**3**	**100.00%**
Write-In	0	0.00%
Total...	**3**	**0.00%**

REP - COUNTY COMMISSIONER DISTRICT 7

Benjamin Ritter	**4**	**100.00%**
Write-In	0	0.00%
Total...	**4**	**0.00%**

REP - BUENA VISTA TOWNSHIP TREASURER PARTIAL TERM

Write-In	**2**	**100.00%**
Total...	**2**	**100.00%**

REP - BUENA VISTA TOWNSHIP TRUSTEE PARTIAL TERM

Write-In	**2**	**100.00%**
Total...	**2**	**100.00%**

REP - BUENA VISTA TWP PCT 3 DELEGATE - REP

Write-In	**2**	**100.00%**
Total...	**2**	**100.00%**

DEM - GOVERNOR

Virg Bernero	134	60.09%
Andy Dillon	87	39.01%
Write-In	2	0.90%
Total...	**223**	**100.00%**

DEM - US REPRESENTATIVE - 6TH DIST

Dale Kildee	166	78.30%
Scott Withers	45	21.23%
Write-In	1	0.47%
Total...	**212**	**100.00%**

DEM - STATE SENATOR - 32ND DISTRICT

Debasish Mridha	172	98.29%
Write-In	3	1.71%
Total...	**175**	**100.00%**

DEM - STATE REPRESENTATIVE - 95TH DIST

Greg Dietrich	13	5.56%
Stacy Erwin Oakes	103	44.02%
J. J. Horgan	1	0.43%
Joyce J. Seals	77	32.91%
Pamela Pugh Smith	40	17.09%
Write-In	0	0.00%
Total...	**234**	**0.00%**

DEM - STATE REPRESENTATIVE 95TH DIST PARTIAL TERM

Greg Dietrich	12	5.53%
Stacy Erwin Oakes	105	48.39%
J. J. Horgan	0	0.00%
Joyce J. Seals	70	32.26%
Pamela Pugh Smith	30	13.82%
Write-In	0	0.00%
Total...	**217**	**0.00%**

DEM - COUNTY COMMISSIONER DISTRICT 7

Robert Moe Woods Jr.	205	98.09%
Write-In	4	1.91%
Total...	**209**	**100.00%**

DEM - BUENA VISTA TOWNSHIP TREASURER PARTIAL TERM

Chris Dillard	124	59.33%
Tommie Orange Jr.	85	40.67%
Write-In	0	0.00%
Total...	**209**	**0.00%**

DEM - BUENA VISTA TOWNSHIP TRUSTEE PARTIAL TERM

Gregory K. Carter	103	41.20%
Cheryl Payton Merrill	92	36.80%
Wayne Squanda	54	21.60%

Buena Vista Township Precinct 3

DEM - BUENA VISTA TOWNSHIP TRUSTEE PARTIAL TERM

Write-In	1	0.40%
Total...	**250**	**100.00%**

DEM - BUENA VISTA TWP PCT 3 DELEGATE - DEM

Write-In	**26**	**100.00%**
Total...	**26**	**100.00%**

10TH CIRCUIT COURT JUDGE NON-INCUMBENT

James Borchard	92	43.81%
Jim Howell	17	8.10%
Paul Purcell	101	48.10%
Write-In	0	0.00%
Total...	**210**	**0.00%**

County Proposal 1 Castle Museum

YES	152	71.03%
NO	62	28.97%
Total...	**214**	**100.00%**

County Proposal 2 Parks & Rec

YES	165	77.10%
NO	49	22.90%
Total...	**214**	**100.00%**

Buena Vista Recreation Millage

YES	179	80.63%
NO	43	19.37%
Total...	**222**	**100.00%**

Buena Vista Township Precinct 4

Registration & Turnout

1,602

Election Day Turnout	0	0.00%
AV Polling Turnout	0	0.00%
Election Day Manual Entry Turnout	0	0.00%
SPR Host Turnout	133	8.30%
Total...	**133**	**8.30%**

REP - GOVERNOR

Mike Bouchard	2	25.00%
Mike Cox	4	50.00%
Tom George	0	0.00%
Pete Hoekstra	0	0.00%
Rick Snyder	2	25.00%
Write-In	0	0.00%
Total...	**8**	**0.00%**

REP - US REPRESENTATIVE - 5TH DIST

John Kupiec	1	14.29%
Rick Wilson	6	85.71%
Write-In	0	0.00%
Total...	**7**	**0.00%**

REP - STATE SENATOR - 32ND DISTRICT

Gary L. Dunn	1	14.29%
Roger Kahn	6	85.71%
Write-In	0	0.00%
Total...	**7**	**0.00%**

REP - STATE REPRESENTATIVE - 95TH DIST

Sarge Harvey	3	42.86%
Joel I. Wilson	4	57.14%
Write-In	0	0.00%
Total...	**7**	**0.00%**

REP - STATE REPRESENTATIVE 95TH DIST PARTIAL TERM

Sarge Harvey	**3**	**100.00%**
Write-In	0	0.00%
Total...	**3**	**0.00%**

REP - COUNTY COMMISSIONER DISTRICT 6

Write-In	0	0.00%
Total...	**0**	**0.00%**

REP - BUENA VISTA TOWNSHIP TREASURER PARTIAL TERM

Write-In	0	0.00%
Total...	**0**	**0.00%**

REP - BUENA VISTA TOWNSHIP TRUSTEE PARTIAL TERM

Write-In	0	0.00%
Total...	**0**	**0.00%**

Buena Vista Township Precinct 4

REP - BUENA VISTA TWP PCT 4 DELEGATE - REP

Write-In	0	0.00%
Total...	**0**	**0.00%**

DEM - GOVERNOR

Virg Bernero	60	55.05%
Andy Dillon	49	44.95%
Write-In	0	0.00%
Total...	**109**	**0.00%**

DEM - US REPRESENTATIVE - 5TH DIST

Dale Kildee	65	62.50%
Scott Withers	39	37.50%
Write-In	0	0.00%
Total...	**104**	**0.00%**

DEM - STATE SENATOR - 32ND DISTRICT

Debasish Mridha	**89**	**100.00%**
Write-In	0	0.00%
Total...	**89**	**0.00%**

DEM - STATE REPRESENTATIVE - 95TH DIST

Greg Dietrich	11	9.24%
Stacy Erwin Oakes	47	39.50%
J. J. Horgan	2	1.68%
Joyce J. Seals	36	30.25%
Pamela Pugh Smith	23	19.33%
Write-In	0	0.00%
Total...	**119**	**0.00%**

DEM - STATE REPRESENTATIVE 95TH DIST PARTIAL TERM

Greg Dietrich	12	10.26%
Stacy Erwin Oakes	51	43.59%
J. J. Horgan	2	1.71%
Joyce J. Seals	30	25.64%
Pamela Pugh Smith	22	18.80%
Write-In	0	0.00%
Total...	**117**	**0.00%**

DEM - COUNTY COMMISSIONER DISTRICT 6

Eddie Foxx	**94**	**100.00%**
Write-In	0	0.00%
Total...	**94**	**0.00%**

DEM - BUENA VISTA TOWNSHIP TREASURER PARTIAL TERM

Chris Dillard	47	45.63%
Tommie Orange Jr.	56	54.37%
Write-In	0	0.00%
Total...	**103**	**0.00%**

DEM - BUENA VISTA TOWNSHIP TRUSTEE PARTIAL TERM

Gregory K. Carter	57	45.60%
Cheryl Payton Merrill	43	34.40%
Wayne Squanda	25	20.00%
Write-In	0	0.00%
Total...	**125**	**0.00%**

DEM - BUENA VISTA TWP PCT 4 DELEGATE - DEM

Write-In	**12**	**100.00%**
Total...	**12**	**100.00%**

10TH CIRCUIT COURT JUDGE NON-INCUMBENT

James Borchard	56	57.14%
Jim Howell	20	20.41%
Paul Purcell	22	22.45%
Write-In	0	0.00%
Total...	**98**	**0.00%**

County Proposal 1 Castle Museum

YES	90	79.65%
NO	23	20.35%
Total...	**113**	**100.00%**

County Proposal 2 Parks & Rec

YES	94	83.93%
NO	18	16.07%
Total...	**112**	**100.00%**

Buena Vista Recreation Millage

YES	100	86.96%
NO	15	13.04%
Total...	**115**	**100.00%**

Buena Vista Township Precinct 5

Registration & Turnout			1,805
Election Day Turnout		0	0.00%
AV Polling Turnout		0	0.00%
Election Day Manual Entry Turnout		0	0.00%
SPR Host Turnout		390	21.61%
	Total...	**390**	**21.61%**

REP - GOVERNOR			
Mike Bouchard		5	9.80%
Mike Cox		16	31.37%
Tom George		0	0.00%
Pete Hoekstra		14	27.45%
Rick Snyder		16	31.37%
Write-In		0	0.00%
	Total...	**51**	**0.00%**

REP - US REPRESENTATIVE - 5TH DIST			
John Kupiec		19	45.24%
Rick Wilson		23	54.76%
Write-In		0	0.00%
	Total...	**42**	**0.00%**

REP - STATE SENATOR - 32ND DISTRICT			
Gary L. Dunn		12	25.53%
Roger Kahn		35	74.47%
Write-In		0	0.00%
	Total...	**47**	**0.00%**

REP - STATE REPRESENTATIVE - 95TH DIST			
Sarge Harvey		17	41.46%
Joel I. Wilson		24	58.54%
Write-In		0	0.00%
	Total...	**41**	**0.00%**

REP - STATE REPRESENTATIVE 95TH DIST PARTIAL TERM			
Sarge Harvey		**35**	**100.00%**
Write-In		0	0.00%
	Total...	**35**	**0.00%**

REP - COUNTY COMMISSIONER DISTRICT 7			
Benjamin Ritter		**42**	**100.00%**
Write-In		0	0.00%
	Total...	**42**	**0.00%**

REP - BUENA VISTA TOWNSHIP TREASURER PARTIAL TERM			
Write-In		**9**	**100.00%**
	Total...	**9**	**100.00%**

REP - BUENA VISTA TOWNSHIP TRUSTEE PARTIAL TERM			
Write-In		**10**	**100.00%**
	Total...	**10**	**100.00%**

REP - BUENA VISTA TWP PCT 5 DELEGATE - REP			
Write-In		**8**	**100.00%**
	Total...	**8**	**100.00%**

DEM - GOVERNOR			
Virg Bernero		182	58.71%
Andy Dillon		128	41.29%
Write-In		0	0.00%
	Total...	**310**	**0.00%**

DEM - US REPRESENTATIVE - 5TH DIST			
Dale Kildee		246	80.92%
Scott Withers		58	19.08%
Write-In		0	0.00%
	Total...	**304**	**0.00%**

DEM - STATE SENATOR - 32ND DISTRICT			
Debasish Mridha		251	99.21%
Write-In		2	0.79%
	Total...	**253**	**100.00%**

DEM - STATE REPRESENTATIVE - 95TH DIST			
Greg Dietrich		66	20.12%
Stacy Erwin Oakes		144	43.90%
J. J. Horgan		0	0.00%
Joyce J. Seals		60	18.29%
Pamela Pugh Smith		58	17.68%
Write-In		0	0.00%
	Total...	**328**	**0.00%**

DEM - STATE REPRESENTATIVE 95TH DIST PARTIAL TERM			
Greg Dietrich		65	20.12%

Buena Vista Township Precinct 5

DEM - STATE REPRESENTATIVE 95TH DIST PARTIAL TERM

Stacy Erwin Oakes		136	42.11%
J. J. Horgan		0	0.00%
Joyce J. Seals		64	19.81%
Pamela Pugh Smith		58	17.96%
Write-In		0	0.00%
	Total...	**323**	**0.00%**

DEM - COUNTY COMMISSIONER DISTRICT 7

Robert Moe Woods Jr.		276	99.28%
Write-In		2	0.72%
	Total...	**278**	**100.00%**

DEM - BUENA VISTA TOWNSHIP TREASURER PARTIAL TERM

Chris Dillard		131	42.67%
Tommie Orange Jr.		176	57.33%
Write-In		0	0.00%
	Total...	**307**	**0.00%**

DEM - BUENA VISTA TOWNSHIP TRUSTEE PARTIAL TERM

Gregory K. Carter		189	43.05%
Cheryl Payton Merrill		136	30.98%
Wayne Squanda		114	25.97%
Write-In		0	0.00%
	Total...	**439**	**0.00%**

DEM - BUENA VISTA TWP PCT 5 DELEGATE - DEM

Gary D. Dietrich		266	96.38%
Write-In		10	3.62%
	Total...	**276**	**100.00%**

10TH CIRCUIT COURT JUDGE NON-INCUMBENT

James Borchard		160	49.84%
Jim Howell		57	17.76%
Paul Purcell		104	32.40%
Write-In		0	0.00%
	Total...	**321**	**0.00%**

County Proposal 1 Castle Museum

YES		247	73.51%
NO		89	26.49%
	Total...	**336**	**100.00%**

County Proposal 2 Parks & Rec

YES		243	73.41%
NO		88	26.59%
	Total...	**331**	**100.00%**

Buena Vista Recreation Millage

YES		255	74.78%
NO		86	25.22%
	Total...	**341**	**100.00%**

Carrollton Township Precinct 1

Registration & Turnout 1,849

Election Day Turnout		0	0.00%
AV Polling Turnout		0	0.00%
Election Day Manual Entry Turnout		0	0.00%
SPR Host Turnout		371	20.06%
	Total...	**371**	**20.06%**

REP - GOVERNOR

Mike Bouchard		29	13.24%
Mike Cox		62	28.31%
Tom George		4	1.83%
Pete Hoekstra		28	12.79%
Rick Snyder		96	43.84%
Write-In		0	0.00%
	Total...	**219**	**0.00%**

REP - US REPRESENTATIVE - 4TH DIST

Dave Camp		189	99.47%
Write-In		1	0.53%
	Total...	**190**	**100.00%**

REP - STATE SENATOR - 32ND DISTRICT

Gary L. Dunn		54	26.09%
Roger Kahn		153	73.91%
Write-In		0	0.00%
	Total...	**207**	**0.00%**

REP - STATE REPRESENTATIVE - 96TH DIST

Jim Stamas		186	99.47%

Carrollton Township Precinct 1

REP - STATE REPRESENTATIVE - 98TH DIST

Write-In		1	0.53%
	Total...	**187**	**100.00%**

REP - COUNTY COMMISSIONER DISTRICT 15

Thomas Roy		175	99.43%
Write-In		1	0.57%
	Total...	**176**	**100.00%**

REP - CARROLLTON TOWNSHIP TRUSTEE PARTIAL TERM

Timothy A. Gnatkowski		157	75.48%
Joe M. Loperena		24	11.54%
Naomi Ramon Krzyzaniak		26	12.50%
Write-In		1	0.48%
	Total...	**208**	**100.00%**

REP - CARROLLTON TWP PCT 1 DELEGATE - REP

Paul Kurecka		166	98.81%
Write-In		2	1.19%
	Total...	**168**	**100.00%**

DEM - GOVERNOR

Virg Bernero		104	71.72%
Andy Dillon		41	28.28%
Write-In		0	0.00%
	Total...	**145**	**0.00%**

DEM - US REPRESENTATIVE - 4TH DIST

Jerry M. Campbell		128	97.71%
Write-In		3	2.29%
	Total...	**131**	**100.00%**

DEM - STATE SENATOR - 32ND DISTRICT

Debasish Mridha		128	96.24%
Write-In		5	3.76%
	Total...	**133**	**100.00%**

DEM - STATE REPRESENTATIVE - 98TH DIST

Write-In		21	**100.00%**
	Total...	**21**	**100.00%**

DEM - COUNTY COMMISSIONER DISTRICT 15

Tim Novak		133	97.79%
Write-In		3	2.21%
	Total...	**136**	**100.00%**

DEM - CARROLLTON TOWNSHIP TRUSTEE PARTIAL TERM

Jackie Anklam		32	22.38%
Joseph Finazzi		25	17.48%
Ronald J. Gnatkowski		71	49.65%
Troy S. Lapine		12	8.39%
Write-In		3	2.10%
	Total...	**143**	**100.00%**

DEM - CARROLLTON TWP PCT 1 DELEGATE - DEM

Gil Couillard		88	48.09%
Richard Mallette		93	50.82%
Write-In		2	1.09%
	Total...	**183**	**100.00%**

10TH CIRCUIT COURT JUDGE NON-INCUMBENT

James Borchard		146	45.63%
Jim Howell		87	27.19%
Paul Purcell		87	27.19%
Write-In		0	0.00%
	Total...	**320**	**0.00%**

County Proposal 1 Castle Museum

YES		226	65.13%
NO		121	34.87%
	Total...	**347**	**100.00%**

County Proposal 2 Parks & Rec

YES		247	71.59%
NO		98	28.41%
	Total...	**345**	**100.00%**

Carrollton Township Precinct 2

Registration & Turnout

		2,649
Election Day Turnout	0	0.00%
AV Polling Turnout	0	0.00%
Election Day Manual Entry Turnout	0	0.00%

Carrollton Township Precinct 2

Registration & Turnout			2,649
SPR Host Turnout		516	19.48%
	Total...	**516**	**19.48%**
REP - GOVERNOR			
Mike Bouchard		41	13.06%
Mike Cox		79	25.16%
Tom George		4	1.27%
Pete Hoekstra		56	17.83%
Rick Snyder		134	42.68%
Write-In		0	0.00%
	Total...	**314**	**0.00%**
REP - US REPRESENTATIVE - 4TH DIST			
Dave Camp		274	98.56%
Write-In		4	1.44%
	Total...	**278**	**100.00%**
REP - STATE SENATOR - 32ND DISTRICT			
Gary L. Dunn		75	25.34%
Roger Kahn		220	74.32%
Write-In		1	0.34%
	Total...	**296**	**100.00%**
REP - STATE REPRESENTATIVE - 98TH DIST			
Jim Stamas		265	98.88%
Write-In		3	1.12%
	Total...	**268**	**100.00%**
REP - COUNTY COMMISSIONER DISTRICT 15			
Thomas Roy		256	99.61%
Write-In		1	0.39%
	Total...	**257**	**100.00%**
REP - CARROLLTON TOWNSHIP TRUSTEE PARTIAL TERM			
Timothy A. Gnatkowski		225	78.95%
Joe M. Loperena		18	6.32%
Naomi Ramon Krzyzaniak		39	13.68%
Write-In		3	1.05%
	Total...	**285**	**100.00%**
REP - CARROLLTON TWP PCT 2 DELEGATE - REP			
Write-In		**4**	**100.00%**
	Total...	**4**	**100.00%**
DEM - GOVERNOR			
Virg Bernero		127	70.17%
Andy Dillon		54	29.83%
Write-In		0	0.00%
	Total...	**181**	**0.00%**
DEM - US REPRESENTATIVE - 4TH DIST			
Jerry M. Campbell		167	99.40%
Write-In		1	0.60%
	Total...	**168**	**100.00%**
DEM - STATE SENATOR - 32ND DISTRICT			
Debasish Mridha		158	99.37%
Write-In		1	0.63%
	Total...	**159**	**100.00%**
DEM - STATE REPRESENTATIVE - 98TH DIST			
Write-In		**20**	**100.00%**
	Total...	**20**	**100.00%**
DEM - COUNTY COMMISSIONER DISTRICT 15			
Tim Novak		169	99.41%
Write-In		1	0.59%
	Total...	**170**	**100.00%**
DEM - CARROLLTON TOWNSHIP TRUSTEE PARTIAL TERM			
Jackie Anklam		22	12.50%
Joseph Finazzi		55	31.25%
Ronald J. Gnatkowski		74	42.05%
Troy S. Lapine		24	13.64%
Write-In		1	0.57%
	Total...	**176**	**100.00%**
DEM - CARROLLTON TWP PCT 2 DELEGATE - DEM			
Jill M. Attarpour		155	98.73%
Write-In		2	1.27%
	Total...	**157**	**100.00%**
16TH CIRCUIT COURT JUDGE NON-INCUMBENT			
James Borchard		222	49.44%

Carrollton Township Precinct 2

10TH CIRCUIT COURT JUDGE NON-INCUMBENT

Jim Howell		101	22.49%
Paul Purcell		126	28.06%
Write-In		0	0.00%
	Total...	**449**	**0.00%**

County Proposal 1 Castle Museum

YES		337	68.92%
NO		152	31.08%
	Total...	**489**	**100.00%**

County Proposal 2 Parks & Rec

YES		352	71.98%
NO		137	28.02%
	Total...	**489**	**100.00%**

Chapin Township Precinct 1

Registration & Turnout

715

Election Day Turnout		0	0.00%
AV Polling Turnout		0	0.00%
Election Day Manual Entry Turnout		1	0.14%
SPR Host Turnout		126	17.62%
	Total...	**127**	**17.76%**

REP - GOVERNOR

Mike Bouchard		10	9.80%
Mike Cox		37	36.27%
Tom George		0	0.00%
Pete Hoekstra		20	19.61%
Rick Snyder		35	34.31%
Write-In		0	0.00%
	Total...	**102**	**100.00%**

REP - US REPRESENTATIVE - 4TH DIST

Dave Camp		**89**	**100.00%**
Write-In		0	0.00%
	Total...	**89**	**100.00%**

REP - STATE SENATOR - 32ND DISTRICT

Gary L. Dunn		17	17.71%
Roger Kahn		79	82.29%
Write-In		0	0.00%
	Total...	**96**	**100.00%**

REP - STATE REPRESENTATIVE - 96TH DIST

Jim Stamas		84	98.82%
Write-In		1	1.18%
	Total...	**85**	**100.00%**

REP - COUNTY COMMISSIONER DISTRICT 2

Jeff Kowalski		18	17.48%
Ron Sholtz		85	82.52%
Write-In		0	0.00%
	Total...	**103**	**100.00%**

REP - CHAPIN TOWNSHIP CLERK PARTIAL TERM

Write-In		**12**	**100.00%**
	Total...	**12**	**100.00%**

REP - CHAPIN TWP PCT DELEGATE - REP

Write-In		**13**	**100.00%**
	Total...	**13**	**100.00%**

DEM - GOVERNOR

Virg Bernero		15	88.24%
Andy Dillon		2	11.76%
Write-In		0	0.00%
	Total...	**17**	**100.00%**

DEM - US REPRESENTATIVE - 4TH DIST

Jerry M. Campbell		**11**	**100.00%**
Write-In		0	0.00%
	Total...	**11**	**100.00%**

DEM - STATE SENATOR - 32ND DISTRICT

Debasish Mridha		**9**	**100.00%**
Write-In		0	0.00%
	Total...	**9**	**100.00%**

DEM - STATE REPRESENTATIVE - 96TH DIST

Write-In		**4**	**100.00%**
	Total...	**4**	**100.00%**

Chapin Township Precinct 1

DEM - COUNTY COMMISSIONER DISTRICT 2

Write-In	4	100.00%
Total...	4	100.00%

DEM - CHAPIN TOWNSHIP CLERK PARTIAL TERM

Write-In	4	100.00%
Total...	4	100.00%

DEM - CHAPIN TWP PCT DELEGATE - DEM

Write-In	4	100.00%
Total...	4	100.00%

19TH CIRCUIT COURT JUDGE NON-INCUMBENT

James Borchard	36	34.95%
Jim Howell	60	58.25%
Paul Purcell	7	6.80%
Write-In	0	0.00%
Total...	103	100.00%

County Proposal 1 Castle Museum

YES	50	42.02%
NO	69	57.98%
Total...	119	100.00%

County Proposal 2 Parks & Rec

YES	65	54.62%
NO	54	45.38%
Total...	119	100.00%

Chesaning Township Precinct 1

Registration & Turnout

1,776

Election Day Turnout	498	28.04%
AV Polling Turnout	0	0.00%
Election Day Manual Entry Turnout	0	0.00%
SPR Host Turnout	0	0.00%
Total...	498	28.04%

REP - GOVERNOR

Mike Bouchard	28	12.23%
Mike Cox	86	37.55%
Tom George	0	0.00%
Pete Hoekstra	30	13.10%
Rick Snyder	85	37.12%
Write-In	0	0.00%
Total...	229	0.00%

REP - US REPRESENTATIVE - 4TH DIST

Dave Camp	203	99.02%
Write-In	2	0.98%
Total...	205	100.00%

REP - STATE SENATOR - 32ND DISTRICT

Gary L. Dunn	21	9.55%
Roger Kahn	199	90.45%
Write-In	0	0.00%
Total...	220	0.00%

REP - STATE REPRESENTATIVE - 94TH DIST

Ken Horn	203	100.00%
Write-In	0	0.00%
Total...	203	0.00%

REP - COUNTY COMMISSIONER DISTRICT 1

Write-In	17	100.00%
Total...	17	100.00%

REP - CHESANING TOWNSHIP TREASURER PARTIAL TERM

Write-In	12	100.00%
Total...	12	100.00%

REP - CHESANING TOWNSHIP TRUSTEE PARTIAL TERM

Write-In	8	100.00%
Total...	8	100.00%

REP - CHESANING TWP PCT 1 DELEGATE - REP

Write-In	18	100.00%
Total...	18	100.00%

DEM - GOVERNOR

Virg Bernero	130	61.32%
Andy Dillon	81	38.21%
Write-In	1	0.47%
Total...	212	100.00%

Chesaning Township Precinct 1

DEM - US REPRESENTATIVE - 4TH DIST

Jerry M. Campbell		**172**	**100.00%**
Write-In		0	0.00%
	Total...	**172**	**0.00%**

DEM - STATE SENATOR - 32ND DISTRICT

Debasish Mridha		165	99.40%
Write-In		1	0.60%
	Total...	**166**	**100.00%**

DEM - STATE REPRESENTATIVE - 94TH DIST

Vince Mosca		159	98.76%
Write-In		2	1.24%
	Total...	**161**	**100.00%**

DEM - COUNTY COMMISSIONER DISTRICT 1

Douglas Bishop		76	30.77%
Michael O'Hare		171	69.23%
Write-In		0	0.00%
	Total...	**247**	**0.00%**

DEM - CHESANING TOWNSHIP TREASURER PARTIAL TERM

Cathy L. Gross		**198**	**100.00%**
Write-In		0	0.00%
	Total...	**198**	**0.00%**

DEM - CHESANING TOWNSHIP TRUSTEE PARTIAL TERM

Bill Hedrich		175	99.43%
Write-In		1	0.57%
	Total...	**176**	**100.00%**

DEM - CHESANING TWP PCT 1 DELEGATE - DEM

Ellen Rodman		164	99.39%
Write-In		1	0.61%
	Total...	**165**	**100.00%**

10TH CIRCUIT COURT JUDGE NON-INCUMBENT

James Borchard		121	29.66%
Jim Howell		227	55.64%
Paul Purcell		58	14.22%
Write-In		2	0.49%
	Total...	**408**	**100.00%**

County Proposal 1 Castle Museum

YES		342	72.92%
NO		127	27.08%
	Total...	**469**	**100.00%**

County Proposal 2 Parks & Rec

YES		329	70.30%
NO		139	29.70%
	Total...	**468**	**100.00%**

Chesaning Township Precinct 2

Registration & Turnout

		1,775
Election Day Turnout	516	29.07%
AV Polling Turnout	0	0.00%
Election Day Manual Entry Turnout	0	0.00%
SPR Host Turnout	0	0.00%
Total...	**516**	**29.07%**

REP - GOVERNOR

Mike Bouchard		12	4.96%
Mike Cox		96	39.67%
Tom George		7	2.89%
Pete Hoekstra		27	11.16%
Rick Snyder		100	41.32%
Write-In		0	0.00%
	Total...	**242**	**0.00%**

REP - US REPRESENTATIVE - 4TH DIST

Dave Camp		215	99.54%
Write-In		1	0.46%
	Total...	**216**	**100.00%**

REP - STATE SENATOR - 32ND DISTRICT

Gary L. Dunn		35	15.15%
Roger Kahn		195	84.42%
Write-In		1	0.43%
	Total...	**231**	**100.00%**

REP - STATE REPRESENTATIVE - 94TH DIST

Ken Horn		205	99.51%

Chesaning Township Precinct 2

REP - STATE REPRESENTATIVE - 94TH DIST

Write-In	1	0.49%
Total...	**206**	**100.00%**

REP - COUNTY COMMISSIONER DISTRICT 1

Write-In	**12**	**100.00%**
Total...	**12**	**100.00%**

REP - CHESANING TOWNSHIP TREASURER PARTIAL TERM

Write-In	**5**	**100.00%**
Total...	**5**	**100.00%**

REP - CHESANING TOWNSHIP TRUSTEE PARTIAL TERM

Write-In	**4**	**100.00%**
Total...	**4**	**100.00%**

REP - CHESANING TWP PCT 2 DELEGATE - REP

Write-In	**12**	**100.00%**
Total...	**12**	**100.00%**

DEM - GOVERNOR

Virg Bernero	120	57.97%
Andy Dillon	87	42.03%
Write-In	0	0.00%
Total...	**207**	**0.00%**

DEM - US REPRESENTATIVE - 4TH DIST

Jerry M. Campbell	**170**	**100.00%**
Write-In	0	0.00%
Total...	**170**	**0.00%**

DEM - STATE SENATOR - 32ND DISTRICT

Debasish Mridha	**168**	**100.00%**
Write-In	0	0.00%
Total...	**168**	**0.00%**

DEM - STATE REPRESENTATIVE - 94TH DIST

Vince Mosca	**163**	**100.00%**
Write-In	0	0.00%
Total...	**163**	**0.00%**

DEM - COUNTY COMMISSIONER DISTRICT 1

Douglas Bishop	87	34.12%
Michael O'Hare	168	65.88%
Write-In	0	0.00%
Total...	**255**	**0.00%**

DEM - CHESANING TOWNSHIP TREASURER PARTIAL TERM

Cathy L. Gross	**209**	**100.00%**
Write-In	0	0.00%
Total...	**209**	**0.00%**

DEM - CHESANING TOWNSHIP TRUSTEE PARTIAL TERM

Bill Hedrich	**189**	**100.00%**
Write-In	0	0.00%
Total...	**189**	**0.00%**

DEM - CHESANING TWP PCT 2 DELEGATE - DEM

Write-In	**8**	**100.00%**
Total...	**8**	**100.00%**

10TH CIRCUIT COURT JUDGE NON-INCUMBENT

James Borchard	147	35.68%
Jim Howell	225	54.61%
Paul Purcell	39	9.47%
Write-In	1	0.24%
Total...	**412**	**100.00%**

County Proposal 1 Castle Museum

YES	293	60.54%
NO	191	39.46%
Total...	**484**	**100.00%**

County Proposal 2 Parks & Rec

YES	291	59.75%
NO	196	40.25%
Total...	**487**	**100.00%**

Frankenmuth Township Precinct 1

Registration & Turnout — 788

Election Day Turnout	0	0.00%
AV Polling Turnout	0	0.00%
Election Day Manual Entry Turnout	0	0.00%
SPR Host Turnout	242	30.71%
Total...	**242**	**30.71%**

Frankenmuth Township Precinct 1

REP - GOVERNOR

Mike Bouchard	15	6.55%
Mike Cox	39	17.03%
Tom George	6	2.62%
Pete Hoekstra	71	31.00%
Rick Snyder	98	42.79%
Write-In	0	0.00%
Total...	**229**	**0.00%**

REP - US REPRESENTATIVE - 5TH DIST

John Kupiec	125	62.50%
Rick Wilson	75	37.50%
Write-In	0	0.00%
Total...	**200**	**0.00%**

REP - STATE SENATOR - 32ND DISTRICT

Gary L. Dunn	43	19.63%
Roger Kahn	176	80.37%
Write-In	0	0.00%
Total...	**219**	**0.00%**

REP - STATE REPRESENTATIVE - 94TH DIST

Ken Horn	**216**	**100.00%**
Write-In	0	0.00%
Total...	**216**	**0.00%**

REP - COUNTY COMMISSIONER DISTRICT 4

Dennis Krafft	**214**	**100.00%**
Write-In	0	0.00%
Total...	**214**	**0.00%**

REP - FRANKENMUTH TWP PCT 1 DELEGATE - REP

Kathy Tucker	187	99.47%
Write-In	1	0.53%
Total...	**188**	**100.00%**

DEM - GOVERNOR

Virg Bernero	8	88.89%
Andy Dillon	1	11.11%
Write-In	0	0.00%
Total...	**9**	**0.00%**

DEM - US REPRESENTATIVE - 5TH DIST

Dale Kildee	7	77.78%
Scott Withers	2	22.22%
Write-In	0	0.00%
Total...	**9**	**0.00%**

DEM - STATE SENATOR - 32ND DISTRICT

Debasish Mridha	**6**	**100.00%**
Write-In	0	0.00%
Total...	**6**	**0.00%**

DEM - STATE REPRESENTATIVE - 94TH DIST

Vince Mosca	**6**	**100.00%**
Write-In	0	0.00%
Total...	**6**	**0.00%**

DEM - COUNTY COMMISSIONER DISTRICT 4

Write-In	0	0.00%
Total...	**0**	**0.00%**

DEM - FRANKENMUTH TWP PCT 1 DELEGATE - DEM

Write-In	0	0.00%
Total...	**0**	**0.00%**

10TH CIRCUIT COURT JUDGE NON-INCUMBENT

James Borchard	163	70.87%
Jim Howell	62	26.96%
Paul Purcell	5	2.17%
Write-In	0	0.00%
Total...	**230**	**0.00%**

County Proposal 1 Castle Museum

YES	145	60.42%
NO	95	39.58%
Total...	**240**	**100.00%**

County Proposal 2 Parks & Rec

YES	131	54.81%
NO	108	45.19%
Total...	**239**	**100.00%**

Frankenmuth Township Precinct 2

Registration & Turnout			824
Election Day Turnout		0	0.00%
AV Polling Turnout		0	0.00%
Election Day Manual Entry Turnout		0	0.00%
SPR Host Turnout		263	31.92%
	Total...	**263**	**31.92%**

REP - GOVERNOR			
Mike Bouchard		10	4.03%
Mike Cox		55	22.18%
Tom George		3	1.21%
Pete Hoekstra		100	40.32%
Rick Snyder		80	32.26%
Write-In		0	0.00%
	Total...	**248**	**0.00%**

REP - US REPRESENTATIVE - 5TH DIST			
John Kupiec		139	68.81%
Rick Wilson		63	31.19%
Write-In		0	0.00%
	Total...	**202**	**0.00%**

REP - STATE SENATOR - 32ND DISTRICT			
Gary L. Dunn		40	17.02%
Roger Kahn		195	82.98%
Write-In		0	0.00%
	Total...	**235**	**0.00%**

REP - STATE REPRESENTATIVE - 94TH DIST			
Ken Horn		**225**	**100.00%**
Write-In		0	0.00%
	Total...	**225**	**0.00%**

REP - COUNTY COMMISSIONER DISTRICT 4			
Dennis Krafft		**230**	**100.00%**
Write-In		0	0.00%
	Total...	**230**	**0.00%**

REP - FRANKENMUTH TWP PCT 2 DELEGATE - REP			
Write-In		**14**	**100.00%**
	Total...	**14**	**100.00%**

DEM - GOVERNOR			
Virg Bernero		13	92.86%
Andy Dillon		1	7.14%
Write-In		0	0.00%
	Total...	**14**	**0.00%**

DEM - US REPRESENTATIVE - 5TH DIST			
Dale Kildee		12	85.71%
Scott Withers		2	14.29%
Write-In		0	0.00%
	Total...	**14**	**0.00%**

DEM - STATE SENATOR - 32ND DISTRICT			
Debasish Mridha		7	**100.00%**
Write-In		0	0.00%
	Total...	7	**0.00%**

DEM - STATE REPRESENTATIVE - 94TH DIST			
Vince Mosca		7	**100.00%**
Write-In		0	0.00%
	Total...	7	**0.00%**

DEM - COUNTY COMMISSIONER DISTRICT 4			
Write-In		0	0.00%
	Total...	**0**	**0.00%**

DEM - FRANKENMUTH TWP PCT 2 DELEGATE - DEM			
Write-In		0	0.00%
	Total...	**0**	**0.00%**

10TH CIRCUIT COURT JUDGE NON-INCUMBENT			
James Borchard		155	65.13%
Jim Howell		73	30.67%
Paul Purcell		10	4.20%
Write-In		0	0.00%
	Total...	**238**	**0.00%**

County Proposal 1 Castle Museum			
YES		171	70.95%
NO		70	29.05%
	Total...	**241**	**100.00%**

Frankenmuth Township Precinct 2

County Proposal 2 Parks & Rec

YES		159	65.98%
NO		82	34.02%
	Total...	**241**	**100.00%**

Fremont Township Precinct 1

Registration & Turnout

			1,585
Election Day Turnout		0	0.00%
AV Polling Turnout		0	0.00%
Election Day Manual Entry Turnout		0	0.00%
SPR Host Turnout		352	22.21%
	Total...	**352**	**22.21%**

REP - GOVERNOR

Mike Bouchard		27	9.57%
Mike Cox		78	27.66%
Tom George		1	0.35%
Pete Hoekstra		37	13.12%
Rick Snyder		139	49.29%
Write-In		0	0.00%
	Total...	**282**	**0.00%**

REP - US REPRESENTATIVE - 4TH DIST

Dave Camp		**241**	**100.00%**
Write-In		0	0.00%
	Total...	**241**	**0.00%**

REP - STATE SENATOR - 32ND DISTRICT

Gary L. Dunn		53	19.56%
Roger Kahn		218	80.44%
Write-In		0	0.00%
	Total...	**271**	**0.00%**

REP - STATE REPRESENTATIVE - 98TH DIST

Jim Stamas		**232**	**100.00%**
Write-In		0	0.00%
	Total...	**232**	**0.00%**

REP - COUNTY COMMISSIONER DISTRICT 2

Jeff Kowalski		98	37.69%
Ron Sholtz		162	62.31%
Write-In		0	0.00%
	Total...	**260**	**0.00%**

REP - FREMONT TWP PCT DELEGATE - REP

Jeffrey Scott Kowalski		147	98.66%
Write-In		2	1.34%
	Total...	**149**	**100.00%**

DEM - GOVERNOR

Virg Bernero		49	80.33%
Andy Dillon		11	18.03%
Write-In		1	1.64%
	Total...	**61**	**100.00%**

DEM - US REPRESENTATIVE - 4TH DIST

Jerry M. Campbell		49	98.00%
Write-In		1	2.00%
	Total...	**50**	**100.00%**

DEM - STATE SENATOR - 32ND DISTRICT

Debasish Mridha		**45**	**100.00%**
Write-In		0	0.00%
	Total...	**45**	**0.00%**

DEM - STATE REPRESENTATIVE - 98TH DIST

Write-In		**8**	**100.00%**
	Total...	**8**	**100.00%**

DEM - COUNTY COMMISSIONER DISTRICT 2

Write-In		**7**	**100.00%**
	Total...	**7**	**100.00%**

DEM - FREMONT TWP PCT DELEGATE - DEM

Write-In		**1**	**100.00%**
	Total...	**1**	**100.00%**

10TH CIRCUIT COURT JUDGE NON-INCUMBENT

James Borchard		96	31.58%
Jim Howell		148	48.68%
Paul Purcell		60	19.74%
Write-In		0	0.00%
	Total...	**304**	**0.00%**

Fremont Township Precinct 1

County Proposal 1 Castle Museum

YES		188	55.95%
NO		148	44.05%
	Total...	**336**	**100.00%**

County Proposal 2 Parks & Rec

YES		193	57.78%
NO		141	42.22%
	Total...	**334**	**100.00%**

Hemlock Public School Proposal

YES		126	67.38%
NO		61	32.62%
	Total...	**187**	**100.00%**

James Township Precinct 1

Registration & Turnout

			1,583
Election Day Turnout		0	0.00%
AV Polling Turnout		0	0.00%
Election Day Manual Entry Turnout		0	0.00%
SPR Host Turnout		479	30.26%
	Total...	**479**	**30.26%**

REP - GOVERNOR

Mike Bouchard		18	6.14%
Mike Cox		89	30.38%
Tom George		0	0.00%
Pete Hoekstra		54	18.43%
Rick Snyder		131	44.71%
Write-In		1	0.34%
	Total...	**293**	**100.00%**

REP - US REPRESENTATIVE - 4TH DIST

Dave Camp		252	99.60%
Write-In		1	0.40%
	Total...	**253**	**100.00%**

REP - STATE SENATOR - 32ND DISTRICT

Gary L. Dunn		74	25.87%
Roger Kahn		211	73.78%
Write-In		1	0.35%
	Total...	**286**	**100.00%**

REP - STATE REPRESENTATIVE - 94TH DIST

Ken Horn		240	99.59%
Write-In		1	0.41%
	Total...	**241**	**100.00%**

REP - COUNTY COMMISSIONER DISTRICT 11

James M. Graham		201	97.10%
Write-In		6	2.90%
	Total...	**207**	**100.00%**

REP - JAMES TOWNSHIP CONSTABLE PARTIAL TERM

Write-In		**21**	**100.00%**
	Total...	**21**	**100.00%**

REP - JAMES TOWNSHIP PARK COMMISSION PARTIAL TERM

Write-In		**15**	**100.00%**
	Total...	**15**	**100.00%**

REP - JAMES TWP PCT DELEGATE - REP

Write-In		**14**	**100.00%**
	Total...	**14**	**100.00%**

DEM - GOVERNOR

Virg Bernero		101	71.13%
Andy Dillon		41	28.87%
Write-In		0	0.00%
	Total...	**142**	**0.00%**

DEM - US REPRESENTATIVE - 4TH DIST

Jerry M. Campbell		**115**	**100.00%**
Write-In		0	0.00%
	Total...	**115**	**0.00%**

DEM - STATE SENATOR - 32ND DISTRICT

Debasish Mridha		**115**	**100.00%**
Write-In		0	0.00%
	Total...	**115**	**0.00%**

DEM - STATE REPRESENTATIVE - 94TH DIST

Vince Mosca		**109**	**100.00%**

James Township Precinct 1

DEM - STATE REPRESENTATIVE - 94TH DIST

Write-In	0	0.00%
Total...	**109**	**0.00%**

DEM - COUNTY COMMISSIONER DISTRICT 11

Frederick Douglas Ford	20	11.83%
Susan McInerney	133	78.70%
Dennis L. Morrison	16	9.47%
Write-In	0	0.00%
Total...	**169**	**0.00%**

DEM - JAMES TOWNSHIP CONSTABLE PARTIAL TERM

Gary G. Hakes	128	98.46%
Write-In	2	1.54%
Total...	**130**	**100.00%**

DEM - JAMES TOWNSHIP PARK COMMISSION PARTIAL TERM

Carl Bohn	121	99.18%
Write-In	1	0.82%
Total...	**122**	**100.00%**

DEM - JAMES TWP PCT DELEGATE - OEM

Leonard Ballosh	121	59.90%
Virginia A. Thibodeau	79	39.11%
Write-In	2	0.99%
Total...	**202**	**100.00%**

10TH CIRCUIT COURT JUDGE NON-INCUMBENT

James Borchard	130	30.59%
Jim Howell	169	39.76%
Paul Purcell	124	29.18%
Write-In	2	0.47%
Total...	**425**	**100.00%**

County Proposal 1 Castle Museum

YES	250	54.70%
NO	207	45.30%
Total...	**457**	**100.00%**

County Proposal 2 Parks & Rec

YES	234	51.32%
NO	222	48.68%
Total...	**456**	**100.00%**

Jonesfield Township Precinct 1

Registration & Turnout

		1,247
Election Day Turnout	0	0.00%
AV Polling Turnout	0	0.00%
Election Day Manual Entry Turnout	0	0.00%
SPR Host Turnout	272	21.81%
Total...	**272**	**21.81%**

REP - GOVERNOR

Mike Bouchard	27	12.98%
Mike Cox	52	25.00%
Tom George	4	1.92%
Pete Hoekstra	30	14.42%
Rick Snyder	95	45.67%
Write-In	0	0.00%
Total...	**208**	**0.00%**

REP - US REPRESENTATIVE - 4TH DIST

Dave Camp	174	99.43%
Write-In	1	0.57%
Total...	**175**	**100.00%**

REP - STATE SENATOR - 32ND DISTRICT

Gary L. Dunn	62	31.96%
Roger Kahn	132	68.04%
Write-In	0	0.00%
Total...	**194**	**0.00%**

REP - STATE REPRESENTATIVE - 96TH DIST

Jim Stamas	**166**	**100.00%**
Write-In	0	0.00%
Total...	**166**	**0.00%**

REP - COUNTY COMMISSIONER DISTRICT 2

Jeff Kowalski	74	37.95%
Ron Sholtz	121	62.05%
Write-In	0	0.00%
Total...	**195**	**0.00%**

Jonesfield Township Precinct 1

REP - JONESFIELD TWP PCT DELEGATE - REP

Write-In		**14**	**100.00%**
	Total...	**14**	**100.00%**

DEM - GOVERNOR

Virg Bernero		49	85.96%
Andy Dillon		8	14.04%
Write-In		0	0.00%
	Total...	**57**	**0.00%**

DEM - US REPRESENTATIVE - 4TH DIST

Jerry M. Campbell		**52**	**100.00%**
Write-In		0	0.00%
	Total...	**52**	**0.00%**

DEM - STATE SENATOR - 32ND DISTRICT

Debasish Mridha		**51**	**100.00%**
Write-In		0	0.00%
	Total...	**51**	**0.00%**

DEM - STATE REPRESENTATIVE - 98TH DIST

Write-In		**4**	**100.00%**
	Total...	**4**	**100.00%**

DEM - COUNTY COMMISSIONER DISTRICT 2

Write-In		**2**	**100.00%**
	Total...	**2**	**100.00%**

DEM - JONESFIELD TWP PCT DELEGATE - DEM

Write-In		0	0.00%
	Total...	**0**	**0.00%**

10TH CIRCUIT COURT JUDGE NON-INCUMBENT

James Borchard		50	21.10%
Jim Howell		107	45.15%
Paul Purcell		80	33.76%
Write-In		0	0.00%
	Total...	**237**	**0.00%**

County Proposal 1 Castle Museum

YES		120	46.51%
NO		138	53.49%
	Total...	**258**	**100.00%**

County Proposal 2 Parks & Rec

YES		131	50.38%
NO		129	49.62%
	Total...	**260**	**100.00%**

Kochville Township Precinct 1

Registration & Turnout 1,877

Election Day Turnout		0	0.00%
AV Polling Turnout		0	0.00%
Election Day Manual Entry Turnout		0	0.00%
SPR Host Turnout		397	21.15%
	Total...	**397**	**21.15%**

REP - GOVERNOR

Mike Bouchard		17	6.07%
Mike Cox		79	28.21%
Tom George		2	0.71%
Pete Hoekstra		47	16.79%
Rick Snyder		135	48.21%
Write-In		0	0.00%
	Total...	**280**	**0.00%**

REP - US REPRESENTATIVE - 4TH DIST

Dave Camp		**240**	**100.00%**
Write-In		0	0.00%
	Total...	**240**	**0.00%**

REP - STATE SENATOR - 32ND DISTRICT

Gary L. Dunn		80	29.74%
Roger Kahn		189	70.26%
Write-In		0	0.00%
	Total...	**269**	**0.00%**

REP - STATE REPRESENTATIVE - 98TH DIST

Jim Stamas		231	99.57%
Write-In		1	0.43%
	Total...	**232**	**100.00%**

REP - COUNTY COMMISSIONER DISTRICT 10

Ann M. Doyle		231	99.57%

Kochville Township Precinct 1

REP - COUNTY COMMISSIONER DISTRICT 13

Write-In	1	0.43%
Total...	**232**	**100.00%**

REP - KOCHVILLE TWP PCT DELEGATE - REP

Write-In	**11**	**100.00%**
Total...	**11**	**100.00%**

DEM - GOVERNOR

Virg Bernero	78	72.90%
Andy Dillon	29	27.10%
Write-In	0	0.00%
Total...	**107**	**0.00%**

DEM - US REPRESENTATIVE - 4TH DIST

Jerry M. Campbell	**87**	**100.00%**
Write-In	0	0.00%
Total...	**87**	**0.00%**

DEM - STATE SENATOR - 32ND DISTRICT

Debasish Mridha	**77**	**100.00%**
Write-In	0	0.00%
Total...	**77**	**0.00%**

DEM - STATE REPRESENTATIVE - 98TH DIST

Write-In	**9**	**100.00%**
Total...	**9**	**100.00%**

DEM - COUNTY COMMISSIONER DISTRICT 13

Ruth M. Averill	**85**	**100.00%**
Write-In	0	0.00%
Total...	**85**	**0.00%**

DEM - KOCHVILLE TWP PCT DELEGATE - DEM

Julie A. Boon	61	31.77%
Celia Ontiveros	65	33.85%
Chad Wurtzel	65	33.85%
Write-In	1	0.52%
Total...	**192**	**100.00%**

10TH CIRCUIT COURT JUDGE NON-INCUMBENT

James Borchard	156	44.07%
Jim Howell	130	36.72%
Paul Purcell	68	19.21%
Write-In	0	0.00%
Total...	**354**	**0.00%**

County Proposal 1 Castle Museum

YES	243	64.80%
NO	132	35.20%
Total...	**375**	**100.00%**

County Proposal 2 Parks & Rec

YES	251	66.76%
NO	125	33.24%
Total...	**376**	**100.00%**

Freeland Community School Proposal

YES	65	71.43%
NO	26	28.57%
Total...	**91**	**100.00%**

Lakefield Township Precinct 1

Registration & Turnout 795

Election Day Turnout	0	0.00%
AV Polling Turnout	0	0.00%
Election Day Manual Entry Turnout	0	0.00%
SPR Host Turnout	170	21.38%
Total...	**170**	**21.38%**

REP - GOVERNOR

Mike Bouchard	8	5.97%
Mike Cox	51	38.06%
Tom George	1	0.75%
Pete Hoekstra	24	17.91%
Rick Snyder	50	37.31%
Write-In	0	0.00%
Total...	**134**	**0.00%**

REP - US REPRESENTATIVE - 4TH DIST

Dave Camp	**112**	**100.00%**
Write-In	0	0.00%
Total...	**112**	**0.00%**

Lakefield Township Precinct 1

REP - STATE SENATOR - 32ND DISTRICT

Gary L. Dunn		38	29.23%
Roger Kahn		92	70.77%
Write-In		0	0.00%
	Total...	**130**	**0.00%**

REP - STATE REPRESENTATIVE - 98TH DIST

Jim Stamas		**105**	**100.00%**
Write-In		0	0.00%
	Total...	**105**	**0.00%**

REP - COUNTY COMMISSIONER DISTRICT 2

Jeff Kowalski		36	27.07%
Ron Sholtz		97	72.93%
Write-In		0	0.00%
	Total...	**133**	**0.00%**

REP - LAKEFIELD TWP PCT DELEGATE - REP

Write-In		0	0.00%
	Total...	**0**	**0.00%**

DEM - GOVERNOR

Virg Bernero		20	83.33%
Andy Dillon		4	16.67%
Write-In		0	0.00%
	Total...	**24**	**0.00%**

DEM - US REPRESENTATIVE - 4TH DIST

Jerry M. Campbell		**23**	**100.00%**
Write-In		0	0.00%
	Total...	**23**	**0.00%**

DEM - STATE SENATOR - 32ND DISTRICT

Debasish Mridha		**24**	**100.00%**
Write-In		0	0.00%
	Total...	**24**	**0.00%**

DEM - STATE REPRESENTATIVE - 98TH DIST

Write-In		**2**	**100.00%**
	Total...	**2**	**100.00%**

DEM - COUNTY COMMISSIONER DISTRICT 2

Write-In		**3**	**100.00%**
	Total...	**3**	**100.00%**

DEM - LAKEFIELD TWP PCT DELEGATE - DEM

Write-In		**3**	**100.00%**
	Total...	**3**	**100.00%**

10TH CIRCUIT COURT JUDGE NON-INCUMBENT

James Borchard		36	26.47%
Jim Howell		83	61.03%
Paul Purcell		17	12.50%
Write-In		0	0.00%
	Total...	**136**	**0.00%**

County Proposal 1 Castle Museum

YES		66	42.58%
NO		89	57.42%
	Total...	**155**	**100.00%**

County Proposal 2 Parks & Rec

YES		69	44.52%
NO		86	55.48%
	Total...	**155**	**100.00%**

Maple Grove Township Precinct 1

Registration & Turnout

		1,977
Election Day Turnout	0	0.00%
AV Polling Turnout	0	0.00%
Election Day Manual Entry Turnout	0	0.00%
SPR Host Turnout	678	34.29%
Total...	678	**34.29%**

REP - GOVERNOR

Mike Bouchard		18	7.83%
Mike Cox		84	36.52%
Tom George		2	0.87%
Pete Hoekstra		43	18.70%
Rick Snyder		83	36.09%
Write-In		0	0.00%
	Total...	**230**	**0.00%**

Maple Grove Township Precinct 1

REP - US REPRESENTATIVE - 4TH DIST

Dave Camp	**197**	**100.00%**
Write-In	0	0.00%
Total...	**197**	**0.00%**

REP - STATE SENATOR - 32ND DISTRICT

Gary L. Dunn	35	15.91%
Roger Kahn	185	84.09%
Write-In	0	0.00%
Total...	**220**	**0.00%**

REP - STATE REPRESENTATIVE - 94TH DIST

Ken Horn	**198**	**100.00%**
Write-In	0	0.00%
Total...	**198**	**0.00%**

REP - COUNTY COMMISSIONER DISTRICT 1

Write-In	**15**	**100.00%**
Total...	**15**	**100.00%**

REP - MAPLE GROVE TWP PCT DELEGATE - REP

Cynthia Gillie	123	53.48%
David L. Gillie	103	44.78%
Write-In	4	1.74%
Total...	**230**	**100.00%**

DEM - GOVERNOR

Virg Bernero	223	64.45%
Andy Dillon	120	34.68%
Write-In	3	0.87%
Total...	**346**	**100.00%**

DEM - US REPRESENTATIVE - 4TH DIST

Jerry M. Campbell	258	98.47%
Write-In	4	1.53%
Total...	**262**	**100.00%**

DEM - STATE SENATOR - 32ND DISTRICT

Debasish Mridha	255	98.84%
Write-In	3	1.16%
Total...	**258**	**100.00%**

DEM - STATE REPRESENTATIVE - 94TH DIST

Vince Mosca	248	98.41%
Write-In	4	1.59%
Total...	**252**	**100.00%**

DEM - COUNTY COMMISSIONER DISTRICT 1

Douglas Bishop	132	30.41%
Michael O'Hare	301	69.35%
Write-In	1	0.23%
Total...	**434**	**100.00%**

DEM - MAPLE GROVE TWP PCT DELEGATE - DEM

Write-In	**13**	**100.00%**
Total...	**13**	**100.00%**

10TH CIRCUIT COURT JUDGE NON-INCUMBENT

James Borchard	217	40.04%
Jim Howell	282	52.03%
Paul Purcell	40	7.38%
Write-In	3	0.55%
Total...	**542**	**100.00%**

County Proposal 1 Castle Museum

YES	229	37.12%
NO	388	62.88%
Total...	**617**	**100.00%**

County Proposal 2 Parks & Rec

YES	284	46.03%
NO	333	53.97%
Total...	**617**	**100.00%**

Marion Township Precinct 1

Registration & Turnout

640

Election Day Turnout	0	0.00%
AV Polling Turnout	0	0.00%
Election Day Manual Entry Turnout	0	0.00%
SPR Host Turnout	158	24.69%
Total...	**158**	**24.69%**

REP - GOVERNOR

Mike Bouchard	14	10.77%

Marion Township Precinct 1

REP - GOVERNOR

Mike Cox	52	40.00%
Tom George	1	0.77%
Pete Hoekstra	24	18.46%
Rick Snyder	39	30.00%
Write-In	0	0.00%
Total...	**130**	**0.00%**

REP - US REPRESENTATIVE - 4TH DIST

Dave Camp	105	99.06%
Write-In	1	0.94%
Total...	**106**	**100.00%**

REP - STATE SENATOR - 32ND DISTRICT

Gary L. Dunn	24	19.51%
Roger Kahn	98	79.67%
Write-In	1	0.81%
Total...	**123**	**100.00%**

REP - STATE REPRESENTATIVE - 96TH DIST

Jim Stamas	99	99.00%
Write-In	1	1.00%
Total...	**100**	**100.00%**

REP - COUNTY COMMISSIONER DISTRICT 2

Jeff Kowalski	27	20.30%
Ron Sholtz	106	79.70%
Write-In	0	0.00%
Total...	**133**	**0.00%**

REP - MARION TOWNSHIP TRUSTEE PARTIAL TERM

Write-In	9	**100.00%**
Total...	**9**	**100.00%**

REP - MARION TWP PCT DELEGATE - REP

Matt Honaman	97	**100.00%**
Write-In	0	0.00%
Total...	**97**	**0.00%**

DEM - GOVERNOR

Virg Bernero	11	61.11%
Andy Dillon	6	33.33%
Write-In	1	5.56%
Total...	**18**	**100.00%**

DEM - US REPRESENTATIVE - 4TH DIST

Jerry M. Campbell	11	91.67%
Write-In	1	8.33%
Total...	**12**	**100.00%**

DEM - STATE SENATOR - 32ND DISTRICT

Debasish Mridha	11	91.67%
Write-In	1	8.33%
Total...	**12**	**100.00%**

DEM - STATE REPRESENTATIVE - 96TH DIST

Write-In	1	**100.00%**
Total...	**1**	**100.00%**

DEM - COUNTY COMMISSIONER DISTRICT 2

Write-In	3	**100.00%**
Total...	**3**	**100.00%**

DEM - MARION TOWNSHIP TRUSTEE PARTIAL TERM

Gerald Starke	12	92.31%
Write-In	1	7.69%
Total...	**13**	**100.00%**

DEM - MARION TWP PCT DELEGATE - DEM

Write-In	1	**100.00%**
Total...	**1**	**100.00%**

10TH CIRCUIT COURT JUDGE NON-INCUMBENT

James Borchard	35	26.52%
Jim Howell	82	62.12%
Paul Purcell	13	9.85%
Write-In	2	1.52%
Total...	**132**	**100.00%**

County Proposal 1 Castle Museum

YES	32	21.33%
NO	118	78.67%
Total...	**150**	**100.00%**

Marion Township Precinct 1

County Proposal 2 Parks & Rec

YES	49	32.89%
NO	100	67.11%
Total...	**149**	**100.00%**

Marion Township Proposal

YES	92	60.53%
NO	60	39.47%
Total...	**152**	**100.00%**

Richland Township Precinct 1

Registration & Turnout

1,672

Election Day Turnout	0	0.00%
AV Polling Turnout	0	0.00%
Election Day Manual Entry Turnout	0	0.00%
SPR Host Turnout	478	28.59%
Total...	**478**	**28.59%**

REP - GOVERNOR

Mike Bouchard	30	8.20%
Mike Cox	116	31.69%
Tom George	3	0.82%
Pete Hoekstra	72	19.67%
Rick Snyder	144	39.34%
Write-In	1	0.27%
Total...	**366**	**100.00%**

REP - US REPRESENTATIVE - 4TH DIST

Dave Camp	326	99.39%
Write-In	2	0.61%
Total...	**328**	**100.00%**

REP - STATE SENATOR - 32ND DISTRICT

Gary L. Dunn	100	27.70%
Roger Kahn	260	72.02%
Write-In	1	0.28%
Total...	**361**	**100.00%**

REP - STATE REPRESENTATIVE - 98TH DIST

Jim Stamas	299	99.67%
Write-In	1	0.33%
Total...	**300**	**100.00%**

REP - COUNTY COMMISSIONER DISTRICT 2

Jeff Kowalski	134	40.12%
Ron Sholtz	199	59.58%
Write-In	1	0.30%
Total...	**334**	**100.00%**

REP - RICHLAND TOWNSHIP PARK BOARD PARTIAL TERM

Mark A. Hingston	244	55.33%
Dana M. Preuss	195	44.22%
Write-In	2	0.45%
Total...	**441**	**100.00%**

REP - RICHLAND TWP PCT 1 DELEGATE - REP

Write-In	**28**	**100.00%**
Total...	**28**	**100.00%**

DEM - GOVERNOR

Virg Bernero	55	70.51%
Andy Dillon	23	29.49%
Write-In	0	0.00%
Total...	**78**	**0.00%**

DEM - US REPRESENTATIVE - 4TH DIST

Jerry M. Campbell	**65**	**100.00%**
Write-In	0	0.00%
Total...	**65**	**0.00%**

DEM - STATE SENATOR - 32ND DISTRICT

Debasish Mridha	63	98.44%
Write-In	1	1.56%
Total...	**64**	**100.00%**

DEM - STATE REPRESENTATIVE - 98TH DIST

Write-In	**8**	**100.00%**
Total...	**8**	**100.00%**

DEM - COUNTY COMMISSIONER DISTRICT 2

Write-In	**7**	**100.00%**
Total...	**7**	**100.00%**

Richland Township Precinct 1

DEM - RICHLAND TOWNSHIP PARK BOARD PARTIAL TERM

Write-In	**6**	**100.00%**
Total...	**6**	**100.00%**

DEM - RICHLAND TWP PCT 1 DELEAGTE - DEM

Write-In	**7**	**100.00%**
Total...	**7**	**100.00%**

10TH CIRCUIT COURT JUDGE NON-INCUMBENT

James Borchard	143	34.96%
Jim Howell	206	50.37%
Paul Purcell	60	14.67%
Write-In	0	0.00%
Total...	**409**	**0.00%**

County Proposal 1 Castle Museum

YES	231	49.57%
NO	235	50.43%
Total...	**466**	**100.00%**

County Proposal 2 Parks & Rec

YES	233	50.65%
NO	227	49.35%
Total...	**460**	**100.00%**

Richland Township Proposal

YES	188	40.17%
NO	280	59.83%
Total...	**468**	**100.00%**

Hemlock Public School Proposal

YES	311	68.05%
NO	146	31.95%
Total...	**457**	**100.00%**

Richland Township Precinct 2

Registration & Turnout

1,503

Election Day Turnout	0	0.00%
AV Polling Turnout	0	0.00%
Election Day Manual Entry Turnout	0	0.00%
SPR Host Turnout	472	31.40%
Total...	**472**	**31.40%**

REP - GOVERNOR

Mike Bouchard	19	5.25%
Mike Cox	111	30.66%
Tom George	10	2.76%
Pete Hoekstra	69	19.06%
Rick Snyder	153	42.27%
Write-In	0	0.00%
Total...	**362**	**0.00%**

REP - US REPRESENTATIVE - 4TH DIST

Dave Camp	**323**	**100.00%**
Write-In	0	0.00%
Total...	**323**	**0.00%**

REP - STATE SENATOR - 32ND DISTRICT

Gary L. Dunn	78	21.79%
Roger Kahn	280	78.21%
Write-In	0	0.00%
Total...	**358**	**0.00%**

REP - STATE REPRESENTATIVE - 96TH DIST

Jim Stamas	**310**	**100.00%**
Write-In	0	0.00%
Total...	**310**	**0.00%**

REP - COUNTY COMMISSIONER DISTRICT 5

Patrick Wurtzel	**308**	**100.00%**
Write-In	0	0.00%
Total...	**308**	**0.00%**

REP - RICHLAND TOWNSHIP PARK BOARD PARTIAL TERM

Mark A. Hingston	237	50.86%
Dana M. Preuss	227	48.71%
Write-In	2	0.43%
Total...	**466**	**100.00%**

REP - RICHLAND TWP PCT 2 DELEAGTE - REP

Carl D. Hubinger	245	99.59%
Write-In	1	0.41%
Total...	**246**	**100.00%**

Richland Township Precinct 2

DEM - GOVERNOR

Virg Bernero		74	78.72%
Andy Dillon		20	21.28%
Write-In		0	0.00%
	Total...	**94**	**0.00%**

DEM - US REPRESENTATIVE - 4TH DIST

Jerry M. Campbell		**71**	**100.00%**
Write-In		0	0.00%
	Total...	**71**	**0.00%**

DEM - STATE SENATOR - 32ND DISTRICT

Debasish Mridha		**70**	**100.00%**
Write-In		0	0.00%
	Total...	**70**	**0.00%**

DEM - STATE REPRESENTATIVE - 98TH DIST

Write-In		**7**	**100.00%**
	Total...	**7**	**100.00%**

DEM - COUNTY COMMISSIONER DISTRICT 5

Pat Campbell		**70**	**100.00%**
Write-In		0	0.00%
	Total...	**70**	**0.00%**

DEM - RICHLAND TOWNSHIP PARK BOARD PARTIAL TERM

Write-In		**12**	**100.00%**
	Total...	**12**	**100.00%**

DEM - RICHLAND TWP PCT 2 DELEGATE - DEM

Wallace J. Warner		61	96.83%
Write-In		2	3.17%
	Total...	**63**	**100.00%**

10TH CIRCUIT COURT JUDGE NON-INCUMBENT

James Borchard		149	36.08%
Jim Howell		209	50.61%
Paul Purcell		55	13.32%
Write-In		0	0.00%
	Total...	**413**	**0.00%**

County Proposal 1 Castle Museum

YES		232	51.44%
NO		219	48.56%
	Total...	**451**	**100.00%**

County Proposal 2 Parks & Rec

YES		252	56.50%
NO		194	43.50%
	Total...	**446**	**100.00%**

Richland Township Proposal

YES		180	39.22%
NO		279	60.78%
	Total...	**459**	**100.00%**

Hemlock Public School Proposal

YES		298	66.37%
NO		151	33.63%
	Total...	**449**	**100.00%**

Saginaw Township Precinct 1

Registration & Turnout

			2,040
Election Day Turnout		366	17.94%
AV Polling Turnout		0	0.00%
Election Day Manual Entry Turnout		0	0.00%
SPR Host Turnout		0	0.00%
	Total...	**366**	**17.94%**

REP - GOVERNOR

Mike Bouchard		17	8.72%
Mike Cox		59	30.26%
Tom George		2	1.03%
Pete Hoekstra		26	13.33%
Rick Snyder		90	46.15%
Write-In		1	0.51%
	Total...	**195**	**100.00%**

REP - US REPRESENTATIVE - 4TH DIST

Dave Camp		167	98.82%
Write-In		2	1.18%
	Total...	**169**	**100.00%**

Saginaw Township Precinct 1

REP - STATE SENATOR - 32ND DISTRICT

Gary L. Dunn	41	21.58%
Roger Kahn	149	78.42%
Write-In	0	0.00%
Total...	**190**	**0.00%**

REP - STATE REPRESENTATIVE - 94TH DIST

Ken Horn	162	98.78%
Write-In	2	1.22%
Total...	**164**	**100.00%**

REP - COUNTY COMMISSIONER DISTRICT 11

James M. Graham	150	99.34%
Write-In	1	0.66%
Total...	**151**	**100.00%**

REP - SAGINAW TWP PCT 1 DELEGATE - REP

Florence P. Connolly	150	99.34%
Write-In	1	0.66%
Total...	**151**	**100.00%**

DEM - GOVERNOR

Virg Bernero	112	73.68%
Andy Dillon	40	26.32%
Write-In	0	0.00%
Total...	**152**	**0.00%**

DEM - US REPRESENTATIVE - 4TH DIST

Jerry M. Campbell	**129**	**100.00%**
Write-In	0	0.00%
Total...	**129**	**0.00%**

DEM - STATE SENATOR - 32ND DISTRICT

Debasish Mridha	123	98.40%
Write-In	2	1.60%
Total...	**125**	**100.00%**

DEM - STATE REPRESENTATIVE - 94TH DIST

Vince Mosca	**126**	**100.00%**
Write-In	0	0.00%
Total...	**126**	**0.00%**

DEM - COUNTY COMMISSIONER DISTRICT 11

Frederick Douglas Ford	27	18.49%
Susan McInerney	90	61.64%
Dennis L. Morrison	29	19.86%
Write-In	0	0.00%
Total...	**146**	**0.00%**

DEM - SAGINAW TWP PCT 1 DELEGATE - DEM

Kyle Andrew Bostwick	103	56.91%
Vince Mosca	78	43.09%
Write-In	0	0.00%
Total...	**181**	**0.00%**

10TH CIRCUIT COURT JUDGE NON-INCUMBENT

James Borchard	170	51.99%
Jim Howell	86	26.30%
Paul Purcell	71	21.71%
Write-In	0	0.00%
Total...	**327**	**0.00%**

County Proposal 1 Castle Museum

YES	254	71.55%
NO	101	28.45%
Total...	**355**	**100.00%**

County Proposal 2 Parks & Rec

YES	259	73.79%
NO	92	26.21%
Total...	**351**	**100.00%**

Saginaw Township Precinct 2

Registration & Turnout

		1,520
Election Day Turnout	637	41.91%
AV Polling Turnout	0	0.00%
Election Day Manual Entry Turnout	0	0.00%
SPR Host Turnout	0	0.00%
Total...	**637**	**41.91%**

REP - GOVERNOR

Mike Bouchard	43	9.29%
Mike Cox	100	21.60%

Saginaw Township Precinct 2

REP - GOVERNOR

Tom George	9	1.94%
Pete Hoekstra	103	22.25%
Rick Snyder	208	44.92%
Write-In	0	0.00%
Total...	**463**	**0.00%**

REP - US REPRESENTATIVE - 4TH DIST

Dave Camp	409	99.27%
Write-In	3	0.73%
Total...	**412**	**100.00%**

REP - STATE SENATOR - 32ND DISTRICT

Gary L. Dunn	91	20.40%
Roger Kahn	355	79.60%
Write-In	0	0.00%
Total...	**446**	**0.00%**

REP - STATE REPRESENTATIVE - 94TH DIST

Ken Horn	**408**	**100.00%**
Write-In	0	0.00%
Total...	**408**	**0.00%**

REP - COUNTY COMMISSIONER DISTRICT 12

Tim Kelly	346	80.47%
Sandy Lichon	83	19.30%
Write-In	1	0.23%
Total...	**430**	**100.00%**

REP - SAGINAW TWP PCT 2 DELEGATE - REP

Tim Kelly	345	61.50%
Dolores E. Kluck	200	35.65%
Write-In	16	2.85%
Total...	**561**	**100.00%**

DEM - GOVERNOR

Virg Bernero	96	63.16%
Andy Dillon	54	35.53%
Write-In	2	1.32%
Total...	**152**	**100.00%**

DEM - US REPRESENTATIVE - 4TH DIST

Jerry M. Campbell	131	99.24%
Write-In	1	0.76%
Total...	**132**	**100.00%**

DEM - STATE SENATOR - 32ND DISTRICT

Debasish Mridha	132	98.51%
Write-In	2	1.49%
Total...	**134**	**100.00%**

DEM - STATE REPRESENTATIVE - 94TH DIST

Vince Mosca	128	97.71%
Write-In	3	2.29%
Total...	**131**	**100.00%**

DEM - COUNTY COMMISSIONER DISTRICT 12

John McColgan	**138**	**100.00%**
Write-In	0	0.00%
Total...	**138**	**0.00%**

DEM - SAGINAW TWP PCT 2 DELEGATE - DEM

Robert Ciaffone	133	99.25%
Write-In	1	0.75%
Total...	**134**	**100.00%**

10TH CIRCUIT COURT JUDGE NON-INCUMBENT

James Borchard	204	33.39%
Jim Howell	121	19.80%
Paul Purcell	284	46.48%
Write-In	2	0.33%
Total...	**611**	**100.00%**

County Proposal 1 Castle Museum

YES	499	80.61%
NO	120	19.39%
Total...	**619**	**100.00%**

County Proposal 2 Parks & Rec

YES	499	81.01%
NO	117	18.99%
Total...	**616**	**100.00%**

Saginaw Township Precinct 3

Registration & Turnout

		1,550
Election Day Turnout	584	37.68%
AV Polling Turnout	0	0.00%
Election Day Manual Entry Turnout	0	0.00%
SPR Host Turnout	0	0.00%
Total...	**584**	**37.68%**

REP - GOVERNOR

Mike Bouchard	34	8.46%
Mike Cox	119	29.60%
Tom George	6	1.49%
Pete Hoekstra	74	18.41%
Rick Snyder	169	42.04%
Write-In	0	0.00%
Total...	**402**	**0.00%**

REP - US REPRESENTATIVE - 4TH DIST

Dave Camp	350	99.72%
Write-In	1	0.28%
Total...	**351**	**100.00%**

REP - STATE SENATOR - 32ND DISTRICT

Gary L. Dunn	100	25.58%
Roger Kahn	291	74.42%
Write-In	0	0.00%
Total...	**391**	**0.00%**

REP - STATE REPRESENTATIVE - 94TH DIST

Ken Horn	345	99.14%
Write-In	3	0.86%
Total...	**348**	**100.00%**

REP - COUNTY COMMISSONER DISTRICT 12

Tim Kelly	225	62.33%
Sandy Lichon	136	37.67%
Write-In	0	0.00%
Total...	**361**	**0.00%**

REP - SAGINAW TWP PCT 3 DELEGATE - REP

Charles A. Asiala	227	19.45%
Erva J. Asiala	217	18.59%
Rachel Jerome	230	19.71%
Jacqueline Schultz Matlock	231	19.79%
Susan E. Smith	256	21.94%
Write-In	6	0.51%
Total...	**1,167**	**100.00%**

DEM - GOVERNOR

Virg Bernero	101	63.92%
Andy Dillon	56	35.44%
Write-In	1	0.63%
Total...	**158**	**100.00%**

DEM - US REPRESENTATIVE - 4TH DIST

Jerry M. Campbell	129	99.23%
Write-In	1	0.77%
Total...	**130**	**100.00%**

DEM - STATE SENATOR - 32ND DISTRICT

Debasish Mridha	132	99.25%
Write-In	1	0.75%
Total...	**133**	**100.00%**

DEM - STATE REPRESENTATIVE - 94TH DIST

Vince Mosca	133	99.25%
Write-In	1	0.75%
Total...	**134**	**100.00%**

DEM - COUNTY COMMISSONER DISTRICT 12

John McColgan	134	99.26%
Write-In	1	0.74%
Total...	**135**	**100.00%**

DEM - SAGINAW TWP PCT 3 DELEGATE - DEM

Pamela Blondin	109	51.42%
Kay F. Sural	101	47.64%
Write-In	2	0.94%
Total...	**212**	**100.00%**

10TH CIRCUIT COURT JUDGE NON-INCUMBENT

James Borchard	208	37.82%
Jim Howell	136	24.73%
Paul Purcell	206	37.45%

Saginaw Township Precinct 3

10TH CIRCUIT COURT JUDGE NON-INCUMBENT

Write-In	0	0.00%
Total...	**550**	**0.00%**

County Proposal 1 Castle Museum

YES	466	82.04%
NO	102	17.96%
Total...	**568**	**100.00%**

County Proposal 2 Parks & Rec

YES	484	85.06%
NO	85	14.94%
Total...	**569**	**100.00%**

Saginaw Township Precinct 4

Registration & Turnout

2,046

Election Day Turnout	610	29.81%
AV Polling Turnout	0	0.00%
Election Day Manual Entry Turnout	0	0.00%
SPR Host Turnout	0	0.00%
Total...	**610**	**29.81%**

REP - GOVERNOR

Mike Bouchard	35	8.52%
Mike Cox	129	31.39%
Tom George	2	0.49%
Pete Hoekstra	70	17.03%
Rick Snyder	174	42.34%
Write-In	1	0.24%
Total...	**411**	**100.00%**

REP - US REPRESENTATIVE - 4TH DIST

Dave Camp	354	99.44%
Write-In	2	0.56%
Total...	**356**	**100.00%**

REP - STATE SENATOR - 32ND DISTRICT

Gary L. Dunn	78	20.16%
Roger Kahn	308	79.59%
Write-In	1	0.26%
Total...	**387**	**100.00%**

REP - STATE REPRESENTATIVE - 94TH DIST

Ken Horn	356	99.16%
Write-In	3	0.84%
Total...	**359**	**100.00%**

REP - COUNTY COMMISSIONER DISTRICT 14

Kirk Kilpatrick	326	99.39%
Write-In	2	0.61%
Total...	**328**	**100.00%**

REP - SAGINAW TWP PCT 4 DELEGATE - REP

Schivan Pedawi	202	41.22%
Marc R. Trogan	281	57.35%
Write-In	7	1.43%
Total...	**490**	**100.00%**

DEM - GOVERNOR

Virg Bernero	130	73.03%
Andy Dillon	48	26.97%
Write-In	0	0.00%
Total...	**178**	**0.00%**

DEM - US REPRESENTATIVE - 4TH DIST

Jerry M. Campbell	148	99.33%
Write-In	1	0.67%
Total...	**149**	**100.00%**

DEM - STATE SENATOR - 32ND DISTRICT

Debasish Mridha	150	98.68%
Write-In	2	1.32%
Total...	**152**	**100.00%**

DEM - STATE REPRESENTATIVE - 94TH DIST

Vince Mosca	**151**	**100.00%**
Write-In	0	0.00%
Total...	**151**	**0.00%**

DEM - COUNTY COMMISSIONER DISTRICT 14

Judith Lincoln	**152**	**100.00%**
Write-In	0	0.00%
Total...	**152**	**0.00%**

Saginaw Township Precinct 4

DEM - SAGINAW TWP PCT 4 DELEGATE - DEM

Andrea Koutras	94	19.54%
Carol Middleton	101	21.00%
Mary F. Morin	84	17.46%
Joanne V. Mosca	98	20.37%
Jeanie B. Quinn	104	21.62%
Write-In	0	0.00%
Total...	**481**	**0.00%**

10TH CIRCUIT COURT JUDGE NON-INCUMBENT

James Borchard	248	44.68%
Jim Howell	133	23.96%
Paul Purcell	173	31.17%
Write-In	1	0.18%
Total...	**555**	**100.00%**

County Proposal 1 Cattle Museum

YES	447	75.51%
NO	145	24.49%
Total...	**592**	**100.00%**

County Proposal 2 Parks & Rec

YES	467	79.02%
NO	124	20.98%
Total...	**591**	**100.00%**

Saginaw Township Precinct 5

Registration & Turnout

		2,431
Election Day Turnout	633	26.04%
AV Polling Turnout	0	0.00%
Election Day Manual Entry Turnout	0	0.00%
SPR Host Turnout	0	0.00%
Total...	**633**	**26.04%**

REP - GOVERNOR

Mike Bouchard	25	6.04%
Mike Cox	128	30.92%
Tom George	5	1.21%
Pete Hoekstra	80	19.32%
Rick Snyder	176	42.51%
Write-In	0	0.00%
Total...	**414**	**0.00%**

REP - US REPRESENTATIVE - 4TH DIST

Dave Camp	**352**	**100.00%**
Write-In	0	0.00%
Total...	**352**	**0.00%**

REP - STATE SENATOR - 32ND DISTRICT

Gary L. Dunn	82	20.65%
Roger Kahn	315	79.35%
Write-In	0	0.00%
Total...	**397**	**0.00%**

REP - STATE REPRESENTATIVE - 94TH DIST

Ken Horn	355	99.72%
Write-In	1	0.28%
Total...	**356**	**100.00%**

REP - COUNTY COMMISSIONER DISTRICT 12

Tim Kelly	246	67.58%
Sandy Lichon	117	32.14%
Write-In	1	0.27%
Total...	**364**	**100.00%**

REP - SAGINAW TWP PCT 5 DELEGATE - REP

Sarah Cavenaugh	296	99.66%
Write-In	1	0.34%
Total...	**297**	**100.00%**

DEM - GOVERNOR

Virg Bernero	148	74.75%
Andy Dillon	50	25.25%
Write-In	0	0.00%
Total...	**198**	**0.00%**

DEM - US REPRESENTATIVE - 4TH DIST

Jerry M. Campbell	174	98.86%
Write-In	2	1.14%
Total...	**176**	**100.00%**

DEM - STATE SENATOR - 32ND DISTRICT

Debasish Mridha	175	99.43%

Saginaw Township Precinct 5

DEM - STATE SENATOR - 32ND DISTRICT

Write-In	1	0.57%
Total...	176	100.00%

DEM - STATE REPRESENTATIVE - 94TH DIST

Vince Mosca	178	99.44%
Write-In	1	0.56%
Total...	179	100.00%

DEM - COUNTY COMMISSIONER DISTRICT 12

John McColgan	182	99.45%
Write-In	1	0.55%
Total...	183	100.00%

DEM - SAGINAW TWP PCT 5 DELEGATE - DEM

Richard Honig	171	95.00%
Write-In	9	5.00%
Total...	180	100.00%

10TH CIRCUIT COURT JUDGE NON-INCUMBENT

James Borchard	225	37.75%
Jim Howell	199	33.39%
Paul Purcell	171	28.69%
Write-In	1	0.17%
Total...	596	100.00%

County Proposal 1 Castle Museum

YES	417	67.26%
NO	203	32.74%
Total...	620	100.00%

County Proposal 2 Parks & Rec

YES	431	69.63%
NO	188	30.37%
Total...	619	100.00%

Saginaw Township Precinct 6

Registration & Turnout

		2,399
Election Day Turnout	717	29.89%
AV Polling Turnout	0	0.00%
Election Day Manual Entry Turnout	0	0.00%
SPR Host Turnout	0	0.00%
Total...	717	29.89%

REP - GOVERNOR

Mike Bouchard	38	7.68%
Mike Cox	132	26.67%
Tom George	3	0.61%
Pete Hoekstra	104	21.01%
Rick Snyder	218	44.04%
Write-In	0	0.00%
Total...	495	0.00%

REP - US REPRESENTATIVE - 4TH DIST

Dave Camp	440	99.77%
Write-In	1	0.23%
Total...	441	100.00%

REP - STATE SENATOR - 32ND DISTRICT

Gary L. Dunn	106	22.70%
Roger Kahn	361	77.30%
Write-In	0	0.00%
Total...	467	0.00%

REP - STATE REPRESENTATIVE - 94TH DIST

Ken Horn	428	100.00%
Write-In	0	0.00%
Total...	428	0.00%

REP - COUNTY COMMISSONER DISTRICT 12

Tim Kelly	286	67.61%
Sandy Lichon	137	32.39%
Write-In	0	0.00%
Total...	423	0.00%

REP - SAGINAW TWP PCT 6 DELEGATE - REP

Write-In	42	100.00%
Total...	42	100.00%

DEM - GOVERNOR

Virg Bernero	127	66.49%
Andy Dillon	64	33.51%

Saginaw Township Precinct 6

DEM - GOVERNOR

Write-In	0	0.00%
Total...	**191**	**0.00%**

DEM - US REPRESENTATIVE - 4TH DIST

Jerry M. Campbell	**157**	**100.00%**
Write-In	0	0.00%
Total...	**157**	**0.00%**

DEM - STATE SENATOR - 32ND DISTRICT

Debasish Mridha	147	98.66%
Write-In	2	1.34%
Total...	**149**	**100.00%**

DEM - STATE REPRESENTATIVE - 94TH DIST

Vince Mosca	155	99.36%
Write-In	1	0.64%
Total...	**156**	**100.00%**

DEM - COUNTY COMMISSIONER DISTRICT 12

John McColgan	**166**	**100.00%**
Write-In	0	0.00%
Total...	**166**	**0.00%**

DEM - SAGINAW TWP PCT 6 DELEGATE - DEM

Lisa B. Hall	145	58.47%
Cynthia A. Sager	102	41.13%
Write-In	1	0.40%
Total...	**248**	**100.00%**

10TH CIRCUIT COURT JUDGE NON-INCUMBENT

James Borchard	275	42.05%
Jim Howell	164	25.08%
Paul Purcell	214	32.72%
Write-In	1	0.15%
Total...	**654**	**100.00%**

County Proposal 1 Castle Museum

YES	524	76.38%
NO	162	23.62%
Total...	**686**	**100.00%**

County Proposal 2 Parks & Rec

YES	537	78.05%
NO	151	21.95%
Total...	**688**	**100.00%**

Saginaw Township Precinct 7

Registration & Turnout

		1,421
Election Day Turnout	342	24.07%
AV Polling Turnout	0	0.00%
Election Day Manual Entry Turnout	0	0.00%
SPR Host Turnout	0	0.00%
Total...	**342**	**24.07%**

REP - GOVERNOR

Mike Bouchard	23	11.56%
Mike Cox	70	35.18%
Tom George	2	1.01%
Pete Hoekstra	27	13.57%
Rick Snyder	77	38.69%
Write-In	0	0.00%
Total...	**199**	**0.00%**

REP - US REPRESENTATIVE - 4TH DIST

Dave Camp	**179**	**100.00%**
Write-In	0	0.00%
Total...	**179**	**0.00%**

REP - STATE SENATOR - 32ND DISTRICT

Gary L. Dunn	43	21.94%
Roger Kahn	153	78.06%
Write-In	0	0.00%
Total...	**196**	**0.00%**

REP - STATE REPRESENTATIVE - 94TH DIST

Ken Horn	**172**	**100.00%**
Write-In	0	0.00%
Total...	**172**	**0.00%**

REP - COUNTY COMMISSIONER DISTRICT 14

Kirk Kilpatrick	152	99.35%

Saginaw Township Precinct 7

REP - COUNTY COMMISSIONER DISTRICT 14

Write-In	1	0.65%
Total...	**153**	**100.00%**

REP - SAGINAW TWP PCT 7 DELEGATE - REP

Write-In	**30**	**100.00%**
Total...	**30**	**100.00%**

DEM - GOVERNOR

Virg Bernero	92	73.02%
Andy Dillon	34	26.98%
Write-In	0	0.00%
Total...	**126**	**0.00%**

DEM - US REPRESENTATIVE - 4TH DIST

Jerry M. Campbell	102	99.03%
Write-In	1	0.97%
Total...	**103**	**100.00%**

DEM - STATE SENATOR - 32ND DISTRICT

Debasish Mridha	105	99.06%
Write-In	1	0.94%
Total...	**106**	**100.00%**

DEM - STATE REPRESENTATIVE - 94TH DIST

Vince Mosca	100	99.01%
Write-In	1	0.99%
Total...	**101**	**100.00%**

DEM - COUNTY COMMISSIONER DISTRICT 14

Judith Lincoln	108	99.08%
Write-In	1	0.92%
Total...	**109**	**100.00%**

DEM - SAGINAW TWP PCT 7 DELEGATE - DEM

Write-In	**9**	**100.00%**
Total...	**9**	**100.00%**

10TH CIRCUIT COURT JUDGE NON-INCUMBENT

James Borchard	114	37.50%
Jim Howell	89	29.28%
Paul Purcell	101	33.22%
Write-In	0	0.00%
Total...	**304**	**0.00%**

County Proposal 1 Castle Museum

YES	238	72.34%
NO	91	27.66%
Total...	**329**	**100.00%**

County Proposal 2 Parks & Rec

YES	249	75.23%
NO	82	24.77%
Total...	**331**	**100.00%**

Saginaw Township Precinct 8

Registration & Turnout

	1,393
Election Day Turnout	481	34.53%
AV Polling Turnout	0	0.00%
Election Day Manual Entry Turnout	0	0.00%
SPR Host Turnout	0	0.00%
Total...	**481**	**34.53%**

REP - GOVERNOR

Mike Bouchard	31	9.60%
Mike Cox	101	31.27%
Tom George	4	1.24%
Pete Hoekstra	58	17.96%
Rick Snyder	129	39.94%
Write-In	0	0.00%
Total...	**323**	**100.00%**

REP - US REPRESENTATIVE - 4TH DIST

Dave Camp	279	99.29%
Write-In	2	0.71%
Total...	**281**	**100.00%**

REP - STATE SENATOR - 32ND DISTRICT

Gary L. Dunn	75	23.81%
Roger Kahn	239	75.87%
Write-In	1	0.32%
Total...	**315**	**100.00%**

Saginaw Township Precinct 8

REP - STATE REPRESENTATIVE - 94TH DIST

Ken Horn	276	98.92%
Write-In	3	1.08%
Total...	**279**	**100.00%**

REP - COUNTY COMMISSIONER DISTRICT 14

Kirk Kilpatrick	246	99.60%
Write-In	1	0.40%
Total...	**247**	**100.00%**

REP - SAGINAW TWP PCT 8 DELEGATE - REP

Write-In	**51**	**100.00%**
Total...	**51**	**100.00%**

DEM - GOVERNOR

Virg Bernero	97	69.29%
Andy Dillon	42	30.00%
Write-In	1	0.71%
Total...	**140**	**100.00%**

DEM - US REPRESENTATIVE - 4TH DIST

Jerry M. Campbell	125	99.21%
Write-In	1	0.79%
Total...	**126**	**100.00%**

DEM - STATE SENATOR - 32ND DISTRICT

Debasish Mridha	120	99.17%
Write-In	1	0.83%
Total...	**121**	**100.00%**

DEM - STATE REPRESENTATIVE - 94TH DIST

Vince Mosca	125	98.43%
Write-In	2	1.57%
Total...	**127**	**100.00%**

DEM - COUNTY COMMISSIONER DISTRICT 14

Judith Lincoln	126	99.21%
Write-In	1	0.79%
Total...	**127**	**100.00%**

DEM - SAGINAW TWP PCT 8 DELEGATE - DEM

Write-In	**9**	**100.00%**
Total...	**9**	**100.00%**

10TH CIRCUIT COURT JUDGE NON-INCUMBENT

James Borchard	210	46.88%
Jim Howell	114	25.45%
Paul Purcell	124	27.68%
Write-In	0	0.00%
Total...	**448**	**100.00%**

County Proposal 1 Castle Museum

YES	322	69.10%
NO	144	30.90%
Total...	**466**	**100.00%**

County Proposal 2 Parks & Rec

YES	359	76.55%
NO	110	23.45%
Total...	**469**	**100.00%**

Saginaw Township Precinct 9

Registration & Turnout

		2,108
Election Day Turnout	744	35.29%
AV Polling Turnout	0	0.00%
Election Day Manual Entry Turnout	0	0.00%
SPR Host Turnout	0	0.00%
Total...	**744**	**35.29%**

REP - GOVERNOR

Mike Bouchard	50	9.84%
Mike Cox	132	25.98%
Tom George	13	2.56%
Pete Hoekstra	119	23.43%
Rick Snyder	194	38.19%
Write-In	0	0.00%
Total...	**508**	**0.00%**

REP - US REPRESENTATIVE - 4TH DIST

Dave Camp	451	99.34%
Write-In	3	0.66%
Total...	**454**	**100.00%**

Saginaw Township Precinct 9

REP - STATE SENATOR - 32ND DISTRICT

Gary L. Dunn	93	18.79%
Roger Kahn	402	81.21%
Write-In	0	0.00%
Total...	**495**	**0.00%**

REP - STATE REPRESENTATIVE - 84TH DIST

Ken Horn	446	99.78%
Write-In	1	0.22%
Total...	**447**	**100.00%**

REP - COUNTY COMMISSIONER DISTRICT 14

Kirk Kilpatrick	**402**	**100.00%**
Write-In	0	0.00%
Total...	**402**	**0.00%**

REP - SAGINAW TWP PCT 9 DELEGATE - REP

Janet Lichon	336	36.40%
Kenneth V. Shapley	302	32.72%
LouAnn Shapley	283	30.66%
Write-In	2	0.22%
Total...	**923**	**100.00%**

DEM - GOVERNOR

Virg Bernero	155	77.89%
Andy Dillon	42	21.11%
Write-In	2	1.01%
Total...	**199**	**100.00%**

DEM - US REPRESENTATIVE - 4TH DIST

Jerry M. Campbell	159	99.38%
Write-In	1	0.63%
Total...	**160**	**100.00%**

DEM - STATE SENATOR - 32ND DISTRICT

Debasish Mridha	154	99.35%
Write-In	1	0.65%
Total...	**155**	**100.00%**

DEM - STATE REPRESENTATIVE - 84TH DIST

Vince Mosca	153	99.35%
Write-In	1	0.65%
Total...	**154**	**100.00%**

DEM - COUNTY COMMISSIONER DISTRICT 14

Judith Lincoln	167	98.82%
Write-In	2	1.18%
Total...	**169**	**100.00%**

DEM - SAGINAW TWP PCT 9 DELEGATE - DEM

Kathy Novak	145	50.35%
Tim Novak	140	48.61%
Write-In	3	1.04%
Total...	**288**	**100.00%**

10TH CIRCUIT COURT JUDGE NON-INCUMBENT

James Borchard	294	42.73%
Jim Howell	245	35.61%
Paul Purcell	148	21.51%
Write-In	1	0.15%
Total...	**688**	**100.00%**

County Proposal 1 Castle Museum

YES	534	73.96%
NO	188	26.04%
Total...	**722**	**100.00%**

County Proposal 2 Parks & Rec

YES	568	78.56%
NO	155	21.44%
Total...	**723**	**100.00%**

Saginaw Township Precinct 10

Registration & Turnout

2,364

Election Day Turnout	596	25.21%
AV Polling Turnout	0	0.00%
Election Day Manual Entry Turnout	0	0.00%
SPR Host Turnout	0	0.00%
Total...	**596**	**25.21%**

REP - GOVERNOR

Mike Bouchard	31	8.01%
Mike Cox	115	29.72%

Saginaw Township Precinct 10

REP - GOVERNOR

Tom George	3	0.78%
Pete Hoekstra	80	20.67%
Rick Snyder	157	40.57%
Write-In	1	0.26%
Total...	387	100.00%

REP - US REPRESENTATIVE - 4TH DIST

Dave Camp	335	99.11%
Write-In	3	0.89%
Total...	338	100.00%

REP - STATE SENATOR - 32ND DISTRICT

Gary L. Dunn	80	21.86%
Roger Kahn	286	78.14%
Write-In	0	0.00%
Total...	366	0.00%

REP - STATE REPRESENTATIVE - 94TH DIST

Ken Horn	334	100.00%
Write-In	0	0.00%
Total...	334	0.00%

REP - COUNTY COMMISSIONER DISTRICT 14

Kirk Kilpatrick	307	99.68%
Write-In	1	0.32%
Total...	308	100.00%

REP - SAGINAW TWP PCT 10 DELEGATE - REP

Terry Griffing	289	95.07%
Write-In	15	4.93%
Total...	304	100.00%

DEM - GOVERNOR

Virg Bernero	132	73.33%
Andy Dillon	47	26.11%
Write-In	1	0.56%
Total...	180	100.00%

DEM - US REPRESENTATIVE - 4TH DIST

Jerry M. Campbell	159	99.38%
Write-In	1	0.63%
Total...	160	100.00%

DEM - STATE SENATOR - 32ND DISTRICT

Debasish Mridha	154	98.72%
Write-In	2	1.28%
Total...	156	100.00%

DEM - STATE REPRESENTATIVE - 94TH DIST

Vince Mosca	156	98.11%
Write-In	3	1.89%
Total...	159	100.00%

DEM - COUNTY COMMISSIONER DISTRICT 14

Judith Lincoln	164	99.39%
Write-In	1	0.61%
Total...	165	100.00%

DEM - SAGINAW TWP PCT 10 DELEGATE - DEM

Leo R. Romo	159	94.64%
Write-In	9	5.36%
Total...	168	100.00%

10TH CIRCUIT COURT JUDGE NON-INCUMBENT

James Borchard	261	49.15%
Jim Howell	147	27.68%
Paul Purcell	122	22.98%
Write-In	1	0.19%
Total...	531	100.00%

County Proposal 1 Castle Museum

YES	424	74.00%
NO	149	26.00%
Total...	573	100.00%

County Proposal 2 Parks & Rec

YES	446	77.70%
NO	128	22.30%
Total...	574	100.00%

Saginaw Township Precinct 11

Registration & Turnout

		2,351
Election Day Turnout	384	16.33%

Saginaw Township Precinct 11

Registration & Turnout			2,351
AV Polling Turnout		0	0.00%
Election Day Manual Entry Turnout		0	0.00%
SPR Host Turnout		0	0.00%
	Total...	**384**	**16.33%**

REP - GOVERNOR

Mike Bouchard		23	10.80%
Mike Cox		57	26.76%
Tom George		2	0.94%
Pete Hoekstra		47	22.07%
Rick Snyder		84	39.44%
Write-In		0	0.00%
	Total...	**213**	**0.00%**

REP - US REPRESENTATIVE - 4TH DIST

Dave Camp		183	98.92%
Write-In		2	1.08%
	Total...	**185**	**100.00%**

REP - STATE SENATOR - 32ND DISTRICT

Gary L. Dunn		52	25.49%
Roger Kahn		152	74.51%
Write-In		0	0.00%
	Total...	**204**	**0.00%**

REP - STATE REPRESENTATIVE - 94TH DIST

Ken Horn		178	98.34%
Write-In		3	1.66%
	Total...	**181**	**100.00%**

REP - COUNTY COMMISSIONER DISTRICT 15

Thomas Roy		165	98.80%
Write-In		2	1.20%
	Total...	**167**	**100.00%**

REP - SAGINAW TWP PCT 11 DELEGATE - REP

Write-In		**18**	**100.00%**
	Total...	**18**	**100.00%**

DEM - GOVERNOR

Virg Bernero		105	67.74%
Andy Dillon		49	31.61%
Write-In		1	0.65%
	Total...	**155**	**100.00%**

DEM - US REPRESENTATIVE - 4TH DIST

Jerry M. Campbell		**146**	**100.00%**
Write-In		0	0.00%
	Total...	**146**	**0.00%**

DEM - STATE SENATOR - 32ND DISTRICT

Debasish Mridha		**140**	**100.00%**
Write-In		0	0.00%
	Total...	**140**	**0.00%**

DEM - STATE REPRESENTATIVE - 94TH DIST

Vince Mosca		136	98.55%
Write-In		2	1.45%
	Total...	**138**	**100.00%**

DEM - COUNTY COMMISSIONER DISTRICT 15

Tim Novak		**143**	**100.00%**
Write-In		0	0.00%
	Total...	**143**	**0.00%**

DEM - SAGINAW TWP PCT 11 DELEGATE - DEM

Michael Cierzniewski		**131**	**100.00%**
Write-In		0	0.00%
	Total...	**131**	**0.00%**

10TH CIRCUIT COURT JUDGE NON-INCUMBENT

James Borchard		179	55.08%
Jim Howell		62	19.08%
Paul Purcell		84	25.85%
Write-In		0	0.00%
	Total...	**325**	**0.00%**

County Proposal 1 Castle Museum

YES		249	69.36%
NO		110	30.64%
	Total...	**359**	**100.00%**

County Proposal 2 Parks & Rec

YES		253	70.08%

Saginaw Township Precinct 11

County Proposal 2 Parks & Rec

NO	108	29.92%
Total...	361	100.00%

Saginaw Township Precinct 12

Registration & Turnout

2,438

Election Day Turnout	677	27.77%
AV Polling Turnout	0	0.00%
Election Day Manual Entry Turnout	0	0.00%
SPR Host Turnout	0	0.00%
Total...	677	27.77%

REP - GOVERNOR

Mike Bouchard	40	8.32%
Mike Cox	158	32.85%
Tom George	7	1.46%
Pete Hoekstra	97	20.17%
Rick Snyder	179	37.21%
Write-In	0	0.00%
Total...	481	0.00%

REP - US REPRESENTATIVE - 4TH DIST

Dave Camp	424	99.76%
Write-In	1	0.24%
Total...	425	100.00%

REP - STATE SENATOR - 32ND DISTRICT

Gary L. Dunn	111	24.50%
Roger Kahn	342	75.50%
Write-In	0	0.00%
Total...	453	0.00%

REP - STATE REPRESENTATIVE - 94TH DIST

Ken Horn	417	100.00%
Write-In	0	0.00%
Total...	417	0.00%

REP - COUNTY COMMISSIONER DISTRICT 15

Thomas Roy	374	100.00%
Write-In	0	0.00%
Total...	374	0.00%

REP - SAGINAW TWP PCT 12 DELEGATE - REP

Ruth A. Braun	388	99.74%
Write-In	1	0.26%
Total...	389	100.00%

DEM - GOVERNOR

Virg Bernero	128	74.42%
Andy Dillon	44	25.58%
Write-In	0	0.00%
Total...	172	0.00%

DEM - US REPRESENTATIVE - 4TH DIST

Jerry M. Campbell	144	100.00%
Write-In	0	0.00%
Total...	144	0.00%

DEM - STATE SENATOR - 32ND DISTRICT

Debasish Mridha	143	99.31%
Write-In	1	0.69%
Total...	144	100.00%

DEM - STATE REPRESENTATIVE - 94TH DIST

Vince Mosca	142	100.00%
Write-In	0	0.00%
Total...	142	0.00%

DEM - COUNTY COMMISSIONER DISTRICT 16

Tim Novak	146	99.32%
Write-In	1	0.68%
Total...	147	100.00%

DEM - SAGINAW TWP PCT 12 DELEGATE - DEM

Kathleen A. Packard	135	50.75%
Larry R. Packard	123	46.24%
Write-In	8	3.01%
Total...	266	100.00%

10TH CIRCUIT COURT JUDGE NON-INCUMBENT

James Borchard	288	46.60%
Jim Howell	179	28.96%
Paul Purcell	151	24.43%

Saginaw Township Precinct 12

10TH CIRCUIT COURT JUDGE NON-INCUMBENT

Write-In	0	0.00%
Total...	**618**	**0.00%**

County Proposal 1 Castle Museum

YES	476	71.47%
NO	190	28.53%
Total...	**666**	**100.00%**

County Proposal 2 Parks & Rec

YES	509	76.89%
NO	153	23.11%
Total...	**662**	**100.00%**

Saginaw Township Precinct 13

Registration & Turnout

		2,487
Election Day Turnout	567	22.80%
AV Polling Turnout	0	0.00%
Election Day Manual Entry Turnout	0	0.00%
SPR Host Turnout	0	0.00%
Total...	**567**	**22.80%**

REP - GOVERNOR

Mike Bouchard	23	6.17%
Mike Cox	108	28.95%
Tom George	0	0.00%
Pete Hoekstra	69	18.50%
Rick Snyder	173	46.38%
Write-In	0	0.00%
Total...	**373**	**0.00%**

REP - US REPRESENTATIVE - 4TH DIST

Dave Camp	331	99.40%
Write-In	2	0.60%
Total...	**333**	**100.00%**

REP - STATE SENATOR - 32ND DISTRICT

Gary L. Dunn	85	23.74%
Roger Kahn	273	76.26%
Write-In	0	0.00%
Total...	**358**	**0.00%**

REP - STATE REPRESENTATIVE - 94TH DIST

Ken Horn	323	99.38%
Write-In	2	0.62%
Total...	**325**	**100.00%**

REP - COUNTY COMMISSIONER DISTRICT 12

Tim Kelly	221	68.63%
Sandy Lichon	101	31.37%
Write-In	0	0.00%
Total...	**322**	**0.00%**

REP - SAGINAW TWP PCT 13 DELEGATE - REP

Justin Bess	252	98.44%
Write-In	4	1.56%
Total...	**256**	**100.00%**

DEM - GOVERNOR

Virg Bernero	113	67.66%
Andy Dillon	54	32.34%
Write-In	0	0.00%
Total...	**167**	**0.00%**

DEM - US REPRESENTATIVE - 4TH DIST

Jerry M. Campbell	145	99.32%
Write-In	1	0.68%
Total...	**146**	**100.00%**

DEM - STATE SENATOR - 32ND DISTRICT

Debasish Mridha	141	99.30%
Write-In	1	0.70%
Total...	**142**	**100.00%**

DEM - STATE REPRESENTATIVE - 94TH DIST

Vince Mosca	146	98.65%
Write-In	2	1.35%
Total...	**148**	**100.00%**

DEM - COUNTY COMMISSIONER DISTRICT 12

John McColgan	141	99.30%
Write-In	1	0.70%
Total...	**142**	**100.00%**

Saginaw Township Precinct 13

DEM - SAGINAW TWP PCT 13 DELEGATE - DEM

LoRayne L. Apo-Joynt	96	27.35%
Thomas L. Frank	125	35.61%
Amy J. Seaver	118	33.62%
Write-In	12	3.42%
Total...	**351**	**100.00%**

10TH CIRCUIT COURT JUDGE NON-INCUMBENT

James Borchard	261	48.97%
Jim Howell	156	29.27%
Paul Purcell	115	21.58%
Write-In	1	0.19%
Total...	**533**	**100.00%**

County Proposal 1 Castle Museum

YES	394	71.51%
NO	157	28.49%
Total...	**551**	**100.00%**

County Proposal 2 Parks & Rec

YES	431	78.08%
NO	121	21.92%
Total...	**552**	**100.00%**

Saginaw Township Precinct 14

Registration & Turnout

		1,775
Election Day Turnout	572	32.23%
AV Polling Turnout	0	0.00%
Election Day Manual Entry Turnout	0	0.00%
SPR Host Turnout	0	0.00%
Total...	**572**	**32.23%**

REP - GOVERNOR

Mike Bouchard	25	5.80%
Mike Cox	119	27.61%
Tom George	2	0.46%
Pete Hoekstra	92	21.35%
Rick Snyder	193	44.78%
Write-In	0	0.00%
Total...	**431**	**0.00%**

REP - US REPRESENTATIVE - 4TH DIST

Dave Camp	382	99.48%
Write-In	2	0.52%
Total...	**384**	**100.00%**

REP - STATE SENATOR - 32ND DISTRICT

Gary L. Dunn	93	21.93%
Roger Kahn	331	78.07%
Write-In	0	0.00%
Total...	**424**	**0.00%**

REP - STATE REPRESENTATIVE - 94TH DIST

Ken Horn	**386**	**100.00%**
Write-In	0	0.00%
Total...	**386**	**0.00%**

REP - COUNTY COMMISSIONER DISTRICT 14

Kirk Kilpatrick	**351**	**100.00%**
Write-In	0	0.00%
Total...	**351**	**0.00%**

REP - SAGINAW TWP PCT 14 DELEGATE - REP

Barbara L. Meter	292	53.78%
Susan Ninke	247	45.49%
Write-In	4	0.74%
Total...	**543**	**100.00%**

DEM - GOVERNOR

Virg Bernero	92	77.97%
Andy Dillon	26	22.03%
Write-In	0	0.00%
Total...	**118**	**0.00%**

DEM - US REPRESENTATIVE - 4TH DIST

Jerry M. Campbell	**98**	**100.00%**
Write-In	0	0.00%
Total...	**98**	**0.00%**

DEM - STATE SENATOR - 32ND DISTRICT

Debasish Mridha	**100**	**100.00%**

Saginaw Township Precinct 14

DEM - STATE SENATOR - 32ND DISTRICT

Write-In	0	0.00%
Total...	**100**	**0.00%**

DEM - STATE REPRESENTATIVE - 94TH DIST

Vince Mosca	**100**	**100.00%**
Write-In	0	0.00%
Total...	**100**	**0.00%**

DEM - COUNTY COMMISSIONER DISTRICT 14

Judith Lincoln	**103**	**100.00%**
Write-In	0	0.00%
Total...	**103**	**0.00%**

DEM - SAGINAW TWP PCT 14 DELEGATE - DEM

Mary Bradley	83	51.55%
Donald Hare	78	48.45%
Write-In	0	0.00%
Total...	**161**	**0.00%**

10TH CIRCUIT COURT JUDGE NON-INCUMBENT

James Borchard	228	43.10%
Jim Howell	156	29.49%
Paul Purcell	145	27.41%
Write-In	0	0.00%
Total...	**529**	**0.00%**

County Proposal 1 Castle Museum

YES	421	75.58%
NO	136	24.42%
Total...	**557**	**100.00%**

County Proposal 2 Parks & Rec

YES	437	78.74%
NO	118	21.26%
Total...	**555**	**100.00%**

Saginaw Township Precinct 15

Registration & Turnout

1,563

Election Day Turnout	411	26.30%
AV Polling Turnout	0	0.00%
Election Day Manual Entry Turnout	0	0.00%
SPR Host Turnout	0	0.00%
Total...	**411**	**26.30%**

REP - GOVERNOR

Mike Bouchard	20	6.80%
Mike Cox	74	25.17%
Tom George	5	1.70%
Pete Hoekstra	68	23.13%
Rick Snyder	127	43.20%
Write-In	0	0.00%
Total...	**294**	**0.00%**

REP - US REPRESENTATIVE - 4TH DIST

Dave Camp	261	99.24%
Write-In	2	0.76%
Total...	**263**	**100.00%**

REP - STATE SENATOR - 32ND DISTRICT

Gary L. Dunn	63	21.65%
Roger Kahn	228	78.35%
Write-In	0	0.00%
Total...	**291**	**0.00%**

REP - STATE REPRESENTATIVE - 94TH DIST

Ken Horn	**262**	**100.00%**
Write-In	0	0.00%
Total...	**262**	**0.00%**

REP - COUNTY COMMISSIONER DISTRICT 13

Ann M. Doyle	**254**	**100.00%**
Write-In	0	0.00%
Total...	**254**	**0.00%**

REP - SAGINAW TWP PCT 15 DELEGATE - REP

Sandra Kahn	188	35.40%
David Rozanski	168	31.64%
Kirsten B. Whitlock	175	32.96%
Write-In	0	0.00%
Total...	**531**	**0.00%**

Saginaw Township Precinct 15

DEM - GOVERNOR

Virg Bernero	85	77.27%
Andy Dillon	24	21.82%
Write-In	1	0.91%
Total...	**110**	**100.00%**

DEM - US REPRESENTATIVE - 4TH DIST

Jerry M. Campbell	**93**	**100.00%**
Write-In	0	0.00%
Total...	**93**	**0.00%**

DEM - STATE SENATOR - 32ND DISTRICT

Debasish Mridha	**93**	**100.00%**
Write-In	0	0.00%
Total...	**93**	**0.00%**

DEM - STATE REPRESENTATIVE - 94TH DIST

Vince Mosca	94	98.95%
Write-In	1	1.05%
Total...	**95**	**100.00%**

DEM - COUNTY COMMISSIONER DISTRICT 13

Ruth M. Averill	**93**	**100.00%**
Write-In	0	0.00%
Total...	**93**	**0.00%**

DEM - SAGINAW TWP PCT 15 DELEGATE - DEM

Alan L. Shinaver	91	98.91%
Write-In	1	1.09%
Total...	**92**	**100.00%**

10TH CIRCUIT COURT JUDGE NON-INCUMBENT

James Borchard	157	40.99%
Jim Howell	116	30.29%
Paul Purcell	110	28.72%
Write-In	0	0.00%
Total...	**383**	**0.00%**

County Proposal 1 Castle Museum

YES	271	68.09%
NO	127	31.91%
Total...	**398**	**100.00%**

County Proposal 2 Parks & Rec

YES	299	74.19%
NO	104	25.81%
Total...	**403**	**100.00%**

Saginaw Township Precinct 16

Registration & Turnout

1,641

Election Day Turnout	453	27.61%
AV Polling Turnout	0	0.00%
Election Day Manual Entry Turnout	0	0.00%
SPR Host Turnout	0	0.00%
Total...	**453**	**27.61%**

REP - GOVERNOR

Mike Bouchard	28	9.15%
Mike Cox	90	29.41%
Tom George	2	0.65%
Pete Hoekstra	71	23.20%
Rick Snyder	115	37.58%
Write-In	0	0.00%
Total...	**306**	**0.00%**

REP - US REPRESENTATIVE - 4TH DIST

Dave Camp	**277**	**100.00%**
Write-In	0	0.00%
Total...	**277**	**0.00%**

REP - STATE SENATOR - 32ND DISTRICT

Gary L. Dunn	69	23.55%
Roger Kahn	224	76.45%
Write-In	0	0.00%
Total...	**293**	**0.00%**

REP - STATE REPRESENTATIVE - 94TH DIST

Ken Horn	**273**	**100.00%**
Write-In	0	0.00%
Total...	**273**	**0.00%**

REP - COUNTY COMMISSIONER DISTRICT 13

Ann M. Doyle	260	99.62%

Saginaw Township Precinct 16

REP - COUNTY COMMISSIONER DISTRICT 13

Write-In	1	0.38%
Total...	261	100.00%

REP - SAGINAW TWP PCT 16 DELEGATE - REP

Kenneth L. Skutt	**239**	**100.00%**
Write-In	0	0.00%
Total...	**239**	**0.00%**

DEM - GOVERNOR

Virg Bernero	94	74.02%
Andy Dillon	33	25.98%
Write-In	0	0.00%
Total...	**127**	**0.00%**

DEM - US REPRESENTATIVE - 4TH DIST

Jerry M. Campbell	**116**	**100.00%**
Write-In	0	0.00%
Total...	**116**	**0.00%**

DEM - STATE SENATOR - 32ND DISTRICT

Debasish Mridha	110	99.10%
Write-In	1	0.90%
Total...	**111**	**100.00%**

DEM - STATE REPRESENTATIVE - 94TH DIST

Vince Mosca	**113**	**100.00%**
Write-In	0	0.00%
Total...	**113**	**0.00%**

DEM - COUNTY COMMISSIONER DISTRICT 13

Ruth M. Averill	**115**	**100.00%**
Write-In	0	0.00%
Total...	**115**	**0.00%**

DEM - SAGINAW TWP PCT 16 DELEGATE - DEM

Write-In	3	100.00%
Total...	3	100.00%

10TH CIRCUIT COURT JUDGE NON-INCUMBENT

James Borchard	199	47.95%
Jim Howell	118	28.43%
Paul Purcell	98	23.61%
Write-In	0	0.00%
Total...	**415**	**0.00%**

County Proposal 1 Castle Museum

YES	331	75.40%
NO	108	24.60%
Total...	**439**	**100.00%**

County Proposal 2 Parks & Rec

YES	347	79.22%
NO	91	20.78%
Total...	**438**	**100.00%**

Spaulding Township Precinct 1

Registration & Turnout

1,836

Election Day Turnout	0	0.00%
AV Polling Turnout	0	0.00%
Election Day Manual Entry Turnout	0	0.00%
SPR Host Turnout	495	26.96%
Total...	**495**	**26.96%**

REP - GOVERNOR

Mike Bouchard	18	9.52%
Mike Cox	47	24.87%
Tom George	0	0.00%
Pete Hoekstra	32	16.93%
Rick Snyder	91	48.15%
Write-In	1	0.53%
Total...	**189**	**100.00%**

REP - US REPRESENTATIVE - 4TH DIST

Dave Camp	166	99.40%
Write-In	1	0.60%
Total...	**167**	**100.00%**

REP - STATE SENATOR - 32ND DISTRICT

Gary L. Dunn	37	20.44%
Roger Kahn	143	79.01%
Write-In	1	0.55%
Total...	**181**	**100.00%**

Spaulding Township Precinct 1

REP - STATE REPRESENTATIVE - 95TH DIST

Sarge Harvey	91	59.87%
Joel I. Wilson	60	39.47%
Write-In	1	0.66%
Total...	**152**	**100.00%**

REP - STATE REPRESENTATIVE 95TH DIST PARTIAL TERM

Sarge Harvey	118	99.16%
Write-In	1	0.84%
Total...	**119**	**100.00%**

REP - COUNTY COMMISSIONER DISTRICT 3

Write-In	**8**	**100.00%**
Total...	**8**	**100.00%**

REP - SPAULDING TWP PCT DELEGATE - REP

Write-In	**7**	**100.00%**
Total...	**7**	**100.00%**

DEM - GOVERNOR

Virg Bernero	175	68.09%
Andy Dillon	81	31.52%
Write-In	1	0.39%
Total...	**257**	**100.00%**

DEM - US REPRESENTATIVE - 4TH DIST

Jerry M. Campbell	212	99.53%
Write-In	1	0.47%
Total...	**213**	**100.00%**

DEM - STATE SENATOR - 32ND DISTRICT

Debasish Mridha	210	99.53%
Write-In	1	0.47%
Total...	**211**	**100.00%**

DEM - STATE REPRESENTATIVE - 95TH DIST

Greg Dietrich	101	37.83%
Stacy Erwin Oakes	57	21.35%
J. J. Horgan	23	8.61%
Joyce J. Seals	41	15.36%
Pamela Pugh Smith	45	16.85%
Write-In	0	0.00%
Total...	**267**	**0.00%**

DEM - STATE REPRESENTATIVE 95TH DIST PARTIAL TERM

Greg Dietrich	101	37.97%
Stacy Erwin Oakes	54	20.30%
J. J. Horgan	26	9.77%
Joyce J. Seals	37	13.91%
Pamela Pugh Smith	48	18.05%
Write-In	0	0.00%
Total...	**266**	**0.00%**

DEM - COUNTY COMMISSIONER DISTRICT 3

Jay A. Bruns	209	70.61%
Cheryl Hadsall	87	29.39%
Write-In	0	0.00%
Total...	**296**	**0.00%**

DEM - SPAULDING TWP PCT DELEGATE - DEM

Gail M. Parker	**224**	**100.00%**
Write-In	0	0.00%
Total...	**224**	**0.00%**

10TH CIRCUIT COURT JUDGE NON-INCUMBENT

James Borchard	221	53.25%
Jim Howell	130	31.33%
Paul Purcell	61	14.70%
Write-In	3	0.72%
Total...	**415**	**100.00%**

County Proposal 1 Castle Museum

YES	283	61.66%
NO	176	38.34%
Total...	**459**	**100.00%**

County Proposal 2 Parks & Rec

YES	283	62.06%
NO	173	37.94%
Total...	**456**	**100.00%**

St Charles Towship Precinct 1

Registration & Turnout			1,109
Election Day Turnout		260	23.44%
AV Polling Turnout		0	0.00%
Election Day Manual Entry Turnout		0	0.00%
SPR Host Turnout		0	0.00%
	Total...	**260**	**23.44%**

REP - GOVERNOR			
Mike Bouchard		9	5.56%
Mike Cox		65	40.12%
Tom George		1	0.62%
Pete Hoekstra		21	12.96%
Rick Snyder		66	40.74%
Write-In		0	0.00%
	Total...	**162**	**0.00%**

REP - US REPRESENTATIVE - 4TH DIST			
Dave Camp		129	99.23%
Write-In		1	0.77%
	Total...	**130**	**100.00%**

REP - STATE SENATOR - 32ND DISTRICT			
Gary L. Dunn		27	18.12%
Roger Kahn		122	81.88%
Write-In		0	0.00%
	Total...	**149**	**0.00%**

REP - STATE REPRESENTATIVE - 94TH DIST			
Ken Horn		**129**	**100.00%**
Write-In		0	0.00%
	Total...	**129**	**0.00%**

REP - COUNTY COMMISSIONER DISTRICT 1			
Write-In		**8**	**100.00%**
	Total...	**8**	**100.00%**

REP - ST CHARLES TWP PCT 1 DELEGATE - REP			
Write-In		**6**	**100.00%**
	Total...	**6**	**100.00%**

DEM - GOVERNOR			
Virg Bernero		65	75.58%
Andy Dillon		21	24.42%
Write-In		0	0.00%
	Total...	**86**	**0.00%**

DEM - US REPRESENTATIVE - 4TH DIST			
Jerry M. Campbell		62	96.88%
Write-In		2	3.13%
	Total...	**64**	**100.00%**

DEM - STATE SENATOR - 32ND DISTRICT			
Debasish Mridha		**61**	**100.00%**
Write-In		0	0.00%
	Total...	**61**	**0.00%**

DEM - STATE REPRESENTATIVE - 94TH DIST			
Vince Mosca		**60**	**100.00%**
Write-In		0	0.00%
	Total...	**60**	**0.00%**

DEM - COUNTY COMMISSIONER DISTRICT 1			
Douglas Bishop		40	47.62%
Michael O'Hare		44	52.38%
Write-In		0	0.00%
	Total...	**84**	**0.00%**

DEM - ST CHARLES TWP PCT 1 DELEGATE - DEM			
Write-In		0	0.00%
	Total...	**0**	**0.00%**

10TH CIRCUIT COURT JUDGE NON-INCUMBENT			
James Borchard		68	28.57%
Jim Howell		142	59.66%
Paul Purcell		28	11.76%
Write-In		0	0.00%
	Total...	**238**	**0.00%**

County Proposal 1 Castle Museum			
YES		162	64.80%
NO		88	35.20%
	Total...	**250**	**100.00%**

County Proposal 2 Parks & Rec			
YES		166	66.14%

St Charles Towship Precinct 1

County Proposal 2 Parks & Rec

NO		85	33.86%
	Total...	**251**	**100.00%**

St Charles Township Precinct 2

Registration & Turnout

			1,359
Election Day Turnout		265	19.50%
AV Polling Turnout		0	0.00%
Election Day Manual Entry Turnout		0	0.00%
SPR Host Turnout		0	0.00%
	Total...	**265**	**19.50%**

REP - GOVERNOR

Mike Bouchard		21	12.28%
Mike Cox		42	24.56%
Tom George		1	0.58%
Pete Hoekstra		24	14.04%
Rick Snyder		83	48.54%
Write-In		0	0.00%
	Total...	**171**	**0.00%**

REP - US REPRESENTATIVE - 4TH DIST

Dave Camp		147	99.32%
Write-In		1	0.68%
	Total...	**148**	**100.00%**

REP - STATE SENATOR - 32ND DISTRICT

Gary L. Dunn		46	28.93%
Roger Kahn		113	71.07%
Write-In		0	0.00%
	Total...	**159**	**0.00%**

REP - STATE REPRESENTATIVE - 94TH DIST

Ken Horn		136	99.27%
Write-In		1	0.73%
	Total...	**137**	**100.00%**

REP - COUNTY COMMISSIONER DISTRICT 1

Write-In		**12**	**100.00%**
	Total...	**12**	**100.00%**

REP - ST CHARLES TWP PCT 2 DELEGATE - REP

Write-In		**12**	**100.00%**
	Total...	**12**	**100.00%**

DEM - GOVERNOR

Virg Bernero		56	72.73%
Andy Dillon		20	25.97%
Write-In		1	1.30%
	Total...	**77**	**100.00%**

DEM - US REPRESENTATIVE - 4TH DIST

Jerry M. Campbell		**63**	**100.00%**
Write-In		0	0.00%
	Total...	**63**	**0.00%**

DEM - STATE SENATOR - 32ND DISTRICT

Debasish Mridha		**61**	**100.00%**
Write-In		0	0.00%
	Total...	**61**	**0.00%**

DEM - STATE REPRESENTATIVE - 94TH DIST

Vince Mosca		62	98.41%
Write-In		1	1.59%
	Total...	**63**	**100.00%**

DEM - COUNTY COMMISSIONER DISTRICT 1

Douglas Bishop		36	46.15%
Michael O'Hare		41	52.56%
Write-In		1	1.28%
	Total...	**78**	**100.00%**

DEM - ST CHARLES TWP PCT 2 DELEGATE - DEM

Write-In		**2**	**100.00%**
	Total...	**2**	**100.00%**

10TH CIRCUIT COURT JUDGE NON-INCUMBENT

James Borchard		59	24.08%
Jim Howell		124	50.61%
Paul Purcell		61	24.90%
Write-In		1	0.41%
	Total...	**245**	**100.00%**

St Charles Township Precinct 2

County Proposal 1 Castle Museum

YES		141	55.73%
NO		112	44.27%
	Total...	**253**	**100.00%**

County Proposal 2 Parks & Rec

YES		164	64.06%
NO		92	35.94%
	Total...	**256**	**100.00%**

Swan Creek Township Precinct 1

Registration & Turnout

			1,911
Election Day Turnout		0	0.00%
AV Polling Turnout		0	0.00%
Election Day Manual Entry Turnout		0	0.00%
SPR Host Turnout		520	27.21%
	Total...	**520**	**27.21%**

REP - GOVERNOR

Mike Bouchard		30	8.00%
Mike Cox		94	25.07%
Tom George		2	0.53%
Pete Hoekstra		77	20.53%
Rick Snyder		172	45.87%
Write-In		0	0.00%
	Total...	**375**	**0.00%**

REP - US REPRESENTATIVE - 4TH DIST

Dave Camp		318	99.38%
Write-In		2	0.63%
	Total...	**320**	**100.00%**

REP - STATE SENATOR - 32ND DISTRICT

Gary L. Dunn		86	23.37%
Roger Kahn		282	76.63%
Write-In		0	0.00%
	Total...	**368**	**0.00%**

REP - STATE REPRESENTATIVE - 94TH DIST

Ken Horn		316	99.06%
Write-In		3	0.94%
	Total...	**319**	**100.00%**

REP - COUNTY COMMISSIONER DISTRICT 2

Jeff Kowalski		135	39.47%
Ron Sholtz		207	60.53%
Write-In		0	0.00%
	Total...	**342**	**0.00%**

REP - SWAN CREEK TWP PCT DELEGATE - REP

Jean K. Heinz		275	96.83%
Write-In		9	3.17%
	Total...	**284**	**100.00%**

DEM - GOVERNOR

Virg Bernero		95	77.24%
Andy Dillon		28	22.76%
Write-In		0	0.00%
	Total...	**123**	**0.00%**

DEM - US REPRESENTATIVE - 4TH DIST

Jerry M. Campbell		**104**	**100.00%**
Write-In		0	0.00%
	Total...	**104**	**0.00%**

DEM - STATE SENATOR - 32ND DISTRICT

Debasish Mridha		**101**	**100.00%**
Write-In		0	0.00%
	Total...	**101**	**0.00%**

DEM - STATE REPRESENTATIVE - 94TH DIST

Vince Mosca		**101**	**100.00%**
Write-In		0	0.00%
	Total...	**101**	**0.00%**

DEM - COUNTY COMMISSIONER DISTRICT 2

Write-In		**12**	**100.00%**
	Total...	**12**	**100.00%**

DEM - SWAN CREEK TWP PCT DELEGATE - DEM

Meghan Bamberger		99	99.00%
Write-In		1	1.00%
	Total...	**100**	**100.00%**

Swan Creek Township Precinct 1

10TH CIRCUIT COURT JUDGE NON-INCUMBENT

James Borchard		159	32.72%
Jim Howell		236	48.56%
Paul Purcell		91	18.72%
Write-In		0	0.00%
	Total...	**486**	**0.00%**

County Proposal 1 Castle Museum

YES		290	57.09%
NO		218	42.91%
	Total...	**508**	**100.00%**

County Proposal 2 Parks & Rec

YES		344	67.85%
NO		163	32.15%
	Total...	**507**	**100.00%**

Hemlock Public School Proposal

YES		8	72.73%
NO		3	27.27%
	Total...	**11**	**100.00%**

Taymouth Township Precinct 1

Registration & Turnout

1,448

Election Day Turnout		0	0.00%
AV Polling Turnout		0	0.00%
Election Day Manual Entry Turnout		0	0.00%
SPR Host Turnout		328	22.65%
	Total...	**328**	**22.65%**

REP - GOVERNOR

Mike Bouchard		16	9.76%
Mike Cox		51	31.10%
Tom George		0	0.00%
Pete Hoekstra		23	14.02%
Rick Snyder		74	45.12%
Write-In		0	0.00%
	Total...	**164**	**0.00%**

REP - US REPRESENTATIVE - 4TH DIST

Dave Camp		145	99.32%
Write-In		1	0.68%
	Total...	**146**	**100.00%**

REP - STATE SENATOR - 32ND DISTRICT

Gary L. Dunn		45	27.61%
Roger Kahn		118	72.39%
Write-In		0	0.00%
	Total...	**163**	**0.00%**

REP - STATE REPRESENTATIVE - 94TH DIST

Ken Horn		134	98.53%
Write-In		2	1.47%
	Total...	**136**	**100.00%**

REP - COUNTY COMMISSIONER DISTRICT 3

Write-In		**14**	**100.00%**
	Total...	**14**	**100.00%**

REP - TAYMOUTH TWP PCT 1 DELEGATE - REP

Write-In		**14**	**100.00%**
	Total...	**14**	**100.00%**

DEM - GOVERNOR

Virg Bernero		108	75.52%
Andy Dillon		35	24.48%
Write-In		0	0.00%
	Total...	**143**	**0.00%**

DEM - US REPRESENTATIVE - 4TH DIST

Jerry M. Campbell		**114**	**100.00%**
Write-In		0	0.00%
	Total...	**114**	**0.00%**

DEM - STATE SENATOR - 32ND DISTRICT

Debasish Mridha		**113**	**100.00%**
Write-In		0	0.00%
	Total...	**113**	**0.00%**

DEM - STATE REPRESENTATIVE - 94TH DIST

Vince Mosca		**104**	**100.00%**
Write-In		0	0.00%
	Total...	**104**	**0.00%**

Taymouth Township Precinct 1

DEM - COUNTY COMMISSIONER DISTRICT 3

Jay A. Bruns	50	31.85%
Cheryl Hadsall	107	68.15%
Write-In	0	0.00%
Total...	**157**	**0.00%**

DEM - TAYMOUTH TWP PCT 1 DELEGATE - DEM

Write-In	**4**	**100.00%**
Total...	**4**	**100.00%**

10TH CIRCUIT COURT JUDGE NON-INCUMBENT

James Borchard	106	37.19%
Jim Howell	130	45.61%
Paul Purcell	49	17.19%
Write-In	0	0.00%
Total...	**285**	**0.00%**

County Proposal 1 Castle Museum

YES	165	52.22%
NO	151	47.78%
Total...	**316**	**100.00%**

County Proposal 2 Parks & Rec

YES	168	53.67%
NO	145	46.33%
Total...	**313**	**100.00%**

Taymouth Township Precinct 2

Registration & Turnout 1,959

Election Day Turnout	0	0.00%
AV Polling Turnout	0	0.00%
Election Day Manual Entry Turnout	0	0.00%
SPR Host Turnout	450	22.97%
Total...	**450**	**22.97%**

REP - GOVERNOR

Mike Bouchard	23	10.50%
Mike Cox	70	31.96%
Tom George	0	0.00%
Pete Hoekstra	41	18.72%
Rick Snyder	85	38.81%
Write-In	0	0.00%
Total...	**219**	**0.00%**

REP - US REPRESENTATIVE - 4TH DIST

Dave Camp	190	99.48%
Write-In	1	0.52%
Total...	**191**	**100.00%**

REP - STATE SENATOR - 32ND DISTRICT

Gary L. Dunn	38	18.18%
Roger Kahn	171	81.82%
Write-In	0	0.00%
Total...	**209**	**0.00%**

REP - STATE REPRESENTATIVE - 94TH DIST

Ken Horn	**186**	**100.00%**
Write-In	0	0.00%
Total...	**186**	**0.00%**

REP - COUNTY COMMISSIONER DISTRICT 3

Write-In	**8**	**100.00%**
Total...	**8**	**100.00%**

REP - TAYMOUTH TWP PCT 2 DELEGATE - REP

Joyce Savage Bartholomew	142	99.30%
Write-In	1	0.70%
Total...	**143**	**100.00%**

DEM - GOVERNOR

Virg Bernero	147	70.67%
Andy Dillon	59	28.37%
Write-In	2	0.96%
Total...	**208**	**100.00%**

DEM - US REPRESENTATIVE - 4TH DIST

Jerry M. Campbell	149	99.33%
Write-In	1	0.67%
Total...	**150**	**100.00%**

DEM - STATE SENATOR - 32ND DISTRICT

Debasish Mridha	148	99.33%

Taymouth Township Precinct 2

DEM - STATE SENATOR - 32ND DISTRICT

Write-In	1	0.67%
Total...	**149**	**100.00%**

DEM - STATE REPRESENTATIVE - 94TH DIST

Vince Mosca	143	99.31%
Write-In	1	0.69%
Total...	**144**	**100.00%**

DEM - COUNTY COMMISSIONER DISTRICT 3

Jay A. Bruns	74	33.94%
Cheryl Hadsall	144	66.06%
Write-In	0	0.00%
Total...	**218**	**0.00%**

DEM - TAYMOUTH TWP PCT 2 DELEGATE - DEM

David M. Kelly	130	60.75%
Alan D. Walton	83	38.79%
Write-In	1	0.47%
Total...	**214**	**100.00%**

10TH CIRCUIT COURT JUDGE NON-INCUMBENT

James Borchard	134	38.29%
Jim Howell	156	44.57%
Paul Purcell	59	16.86%
Write-In	1	0.29%
Total...	**350**	**100.00%**

County Proposal 1 Castle Museum

YES	222	53.49%
NO	193	46.51%
Total...	**415**	**100.00%**

County Proposal 2 Parks & Rec

YES	202	48.91%
NO	211	51.09%
Total...	**413**	**100.00%**

Thomas Township Precinct 1

Registration & Turnout

1,259

Election Day Turnout	0	0.00%
AV Polling Turnout	0	0.00%
Election Day Manual Entry Turnout	0	0.00%
SPR Host Turnout	409	32.49%
Total...	**409**	**32.49%**

REP - GOVERNOR

Mike Bouchard	34	10.76%
Mike Cox	78	24.68%
Tom George	1	0.32%
Pete Hoekstra	61	19.30%
Rick Snyder	142	44.94%
Write-In	0	0.00%
Total...	**316**	**0.00%**

REP - US REPRESENTATIVE - 4TH DIST

Dave Camp	277	98.58%
Write-In	4	1.42%
Total...	**281**	**100.00%**

REP - STATE SENATOR - 32ND DISTRICT

Gary L. Dunn	59	19.34%
Roger Kahn	246	80.66%
Write-In	0	0.00%
Total...	**305**	**0.00%**

REP - STATE REPRESENTATIVE - 94TH DIST

Ken Horn	269	99.63%
Write-In	1	0.37%
Total...	**270**	**100.00%**

REP - COUNTY COMMISSIONER DISTRICT 5

Patrick Wurtzel	**256**	**100.00%**
Write-In	0	0.00%
Total...	**256**	**0.00%**

REP - THOMAS TOWNSHIP TRUSTEE PARTIAL TERM

Thomas Radewahn	184	71.88%
Richard Riebschleger	71	27.73%
Write-In	1	0.39%
Total...	**256**	**100.00%**

Thomas Township Precinct 1

REP - THOMAS TWP PCT 1 DELEGATE - REP

Dorothy Mae Trogan	185	32.86%
Helene Wiltse	198	35.17%
Peter Wiltse	174	30.91%
Write-In	6	1.07%
Total...	**563**	**100.00%**

DEM - GOVERNOR

Virg Bernero	61	78.21%
Andy Dillon	17	21.79%
Write-In	0	0.00%
Total...	**78**	**0.00%**

DEM - US REPRESENTATIVE - 4TH DIST

Jerry M. Campbell	**64**	**100.00%**
Write-In	0	0.00%
Total...	**64**	**0.00%**

DEM - STATE SENATOR - 32ND DISTRICT

Debasish Mridha	**64**	**100.00%**
Write-In	0	0.00%
Total...	**64**	**0.00%**

DEM - STATE REPRESENTATIVE - 94TH DIST

Vince Mosca	**66**	**100.00%**
Write-In	0	0.00%
Total...	**66**	**0.00%**

DEM - COUNTY COMMISSIONER DISTRICT 5

Pat Campbell	**63**	**100.00%**
Write-In	0	0.00%
Total...	**63**	**0.00%**

DEM - THOMAS TOWNSHIP TRUSTEE PARTIAL TERM

Write-In	**12**	**100.00%**
Total...	**12**	**100.00%**

DEM - THOMAS TWP PCT 1 DELEGATE - DEM

Write-In	**5**	**100.00%**
Total...	**5**	**100.00%**

10TH CIRCUIT COURT JUDGE NON-INCUMBENT

James Borchard	149	40.71%
Jim Howell	184	50.27%
Paul Purcell	33	9.02%
Write-In	0	0.00%
Total...	**366**	**0.00%**

County Proposal 1 Castle Museum

YES	264	66.00%
NO	136	34.00%
Total...	**400**	**100.00%**

County Proposal 2 Parks & Rec

YES	278	69.33%
NO	123	30.67%
Total...	**401**	**100.00%**

Freeland Community School Proposal

YES	297	73.88%
NO	105	26.12%
Total...	**402**	**100.00%**

Thomas Township Precinct 2

Registration & Turnout

	1,544
Election Day Turnout	0 0.00%
AV Polling Turnout	0 0.00%
Election Day Manual Entry Turnout	0 0.00%
SPR Host Turnout	398 25.78%
Total...	**398 25.78%**

REP - GOVERNOR

Mike Bouchard	16	5.71%
Mike Cox	67	23.93%
Tom George	1	0.36%
Pete Hoekstra	61	21.79%
Rick Snyder	135	48.21%
Write-In	0	0.00%
Total...	**280**	**0.00%**

REP - US REPRESENTATIVE - 4TH DIST

Dave Camp	255	99.61%

Thomas Township Precinct 2

REP - US REPRESENTATIVE - 4TH DIST

Write-In	1	0.39%
Total...	**256**	**100.00%**

REP - STATE SENATOR - 32ND DISTRICT

Gary L. Dunn	65	24.44%
Roger Kahn	201	75.56%
Write-In	0	0.00%
Total...	**266**	**0.00%**

REP - STATE REPRESENTATIVE - 94TH DIST

Ken Horn	247	99.20%
Write-In	2	0.80%
Total...	**249**	**100.00%**

REP - COUNTY COMMISSIONER DISTRICT 5

Patrick Wurtzel	247	99.60%
Write-In	1	0.40%
Total...	**248**	**100.00%**

REP - THOMAS TOWNSHIP TRUSTEE PARTIAL TERM

Thomas Radewahn	190	78.19%
Richard Riebschleger	52	21.40%
Write-In	1	0.41%
Total...	**243**	**100.00%**

REP - THOMAS TWP PCT 2 DELEGATE - REP

R. Scott Gilmore	177	51.01%
Victoria Gilmore	170	48.99%
Write-In	0	0.00%
Total...	**347**	**0.00%**

DEM - GOVERNOR

Virg Bernero	72	69.23%
Andy Dillon	32	30.77%
Write-In	0	0.00%
Total...	**104**	**0.00%**

DEM - US REPRESENTATIVE - 4TH DIST

Jerry M. Campbell	82	98.80%
Write-In	1	1.20%
Total...	**83**	**100.00%**

DEM - STATE SENATOR - 32ND DISTRICT

Debasish Mridha	78	98.73%
Write-In	1	1.27%
Total...	**79**	**100.00%**

DEM - STATE REPRESENTATIVE - 94TH DIST

Vince Mosca	80	98.77%
Write-In	1	1.23%
Total...	**81**	**100.00%**

DEM - COUNTY COMMISSIONER DISTRICT 5

Pat Campbell	85	98.84%
Write-In	1	1.16%
Total...	**86**	**100.00%**

DEM - THOMAS TOWNSHIP TRUSTEE PARTIAL TERM

Write-In	**15**	**100.00%**
Total...	**15**	**100.00%**

DEM - THOMAS TWP PCT 2 DELEGATE - DEM

Dave Adams	79	35.91%
Janice M. Wolff	71	32.27%
Terry A. Wolff	70	31.82%
Write-In	0	0.00%
Total...	**220**	**0.00%**

10TH CIRCUIT COURT JUDGE NON-INCUMBENT

James Borchard	119	33.71%
Jim Howell	172	48.73%
Paul Purcell	62	17.56%
Write-In	0	0.00%
Total...	**353**	**0.00%**

County Proposal 1 Castle Museum

YES	252	65.12%
NO	135	34.88%
Total...	**387**	**100.00%**

County Proposal 2 Parks & Rec

YES	280	72.35%
NO	107	27.65%
Total...	**387**	**100.00%**

Thomas Township Precinct 3

Registration & Turnout			1,773
Election Day Turnout		0	0.00%
AV Polling Turnout		0	0.00%
Election Day Manual Entry Turnout		0	0.00%
SPR Host Turnout		489	27.58%
	Total...	**489**	**27.58%**

REP - GOVERNOR			
Mike Bouchard		24	7.04%
Mike Cox		114	33.43%
Tom George		5	1.47%
Pete Hoekstra		56	16.42%
Rick Snyder		142	41.64%
Write-In		0	0.00%
	Total...	**341**	**0.00%**

REP - US REPRESENTATIVE - 4TH DIST			
Dave Camp		288	98.63%
Write-In		4	1.37%
	Total...	**292**	**100.00%**

REP - STATE SENATOR - 32ND DISTRICT			
Gary L. Dunn		79	24.53%
Roger Kahn		242	75.16%
Write-In		1	0.31%
	Total...	**322**	**100.00%**

REP - STATE REPRESENTATIVE - 94TH DIST			
Ken Horn		287	99.31%
Write-In		2	0.69%
	Total...	**289**	**100.00%**

REP - COUNTY COMMISSIONER DISTRICT 5			
Patrick Wurtzel		279	99.64%
Write-In		1	0.36%
	Total...	**280**	**100.00%**

REP - THOMAS TOWNSHIP TRUSTEE PARTIAL TERM			
Thomas Radewahn		235	77.30%
Richard Riebschleger		68	22.37%
Write-In		1	0.33%
	Total...	**304**	**100.00%**

REP - THOMAS TWP PCT 3 DELEGATE - REP			
Joseph B. Wulffenstein		221	97.36%
Write-In		6	2.64%
	Total...	**227**	**100.00%**

DEM - GOVERNOR			
Virg Bernero		84	66.67%
Andy Dillon		42	33.33%
Write-In		0	0.00%
	Total...	**126**	**0.00%**

DEM - US REPRESENTATIVE - 4TH DIST			
Jerry M. Campbell		**109**	**100.00%**
Write-In		0	0.00%
	Total...	**109**	**0.00%**

DEM - STATE SENATOR - 32ND DISTRICT			
Debasish Mridha		107	99.07%
Write-In		1	0.93%
	Total...	**108**	**100.00%**

DEM - STATE REPRESENTATIVE - 94TH DIST			
Vince Mosca		106	98.15%
Write-In		2	1.85%
	Total...	**108**	**100.00%**

DEM - COUNTY COMMISSIONER DISTRICT 5			
Pat Campbell		109	99.09%
Write-In		1	0.91%
	Total...	**110**	**100.00%**

DEM - THOMAS TOWNSHIP TRUSTEE PARTIAL TERM			
Write-In		**26**	**100.00%**
	Total...	**26**	**100.00%**

DEM - THOMAS TWP PCT 3 DELEGATE - DEM			
Timothy S. Burns		89	52.05%
Deb Kestner		80	46.78%
Write-In		2	1.17%
	Total...	**171**	**100.00%**

Thomas Township Precinct 3

10TH CIRCUIT COURT JUDGE NON-INCUMBENT

James Borchard	169	39.58%
Jim Howell	161	37.70%
Paul Purcell	97	22.72%
Write-In	0	0.00%
Total...	**427**	**0.00%**

County Proposal 1 Castle Museum

YES	299	64.86%
NO	162	35.14%
Total...	**461**	**100.00%**

County Proposal 2 Parks & Rec

YES	316	69.00%
NO	142	31.00%
Total...	**458**	**100.00%**

Hemlock Public School Proposal

YES	333	74.16%
NO	116	25.84%
Total...	**449**	**100.00%**

Thomas Township Precinct 4

Registration & Turnout

		1,111
Election Day Turnout	0	0.00%
AV Polling Turnout	0	0.00%
Election Day Manual Entry Turnout	0	0.00%
SPR Host Turnout	332	29.88%
Total...	**332**	**29.88%**

REP - GOVERNOR

Mike Bouchard	22	8.63%
Mike Cox	64	25.10%
Tom George	3	1.18%
Pete Hoekstra	50	19.61%
Rick Snyder	116	45.49%
Write-In	0	0.00%
Total...	**255**	**0.00%**

REP - US REPRESENTATIVE - 4TH DIST

Dave Camp	226	99.12%
Write-In	2	0.88%
Total...	**228**	**100.00%**

REP - STATE SENATOR - 32ND DISTRICT

Gary L. Dunn	57	23.27%
Roger Kahn	188	76.73%
Write-In	0	0.00%
Total...	**245**	**0.00%**

REP - STATE REPRESENTATIVE - 94TH DIST

Ken Horn	**221**	**100.00%**
Write-In	0	0.00%
Total...	**221**	**0.00%**

REP - COUNTY COMMISSIONER DISTRICT 5

Patrick Wurtzel	223	98.67%
Write-In	3	1.33%
Total...	**226**	**100.00%**

REP - THOMAS TOWNSHIP TRUSTEE PARTIAL TERM

Thomas Radewahn	161	74.19%
Richard Riebschleger	52	23.96%
Write-In	4	1.84%
Total...	**217**	**100.00%**

REP - THOMAS TWP PCT 4 DELEGATE - REP

Brian Ledtke	129	20.54%
Michael A. Ledtke	126	20.06%
Sherry Kraatz Ledtke	125	19.90%
Ronald Menjoulet	124	19.75%
Joel Poynter	119	18.95%
Write-In	5	0.80%
Total...	**628**	**100.00%**

DEM - GOVERNOR

Virg Bernero	55	87.30%
Andy Dillon	8	12.70%
Write-In	0	0.00%
Total...	**63**	**0.00%**

DEM - US REPRESENTATIVE - 4TH DIST

Jerry M. Campbell	**54**	**100.00%**

Thomas Township Precinct 4

DEM - US REPRESENTATIVE - 4TH DIST

Write-In	0	0.00%
Total...	**54**	**0.00%**

DEM - STATE SENATOR - 32ND DISTRICT

Debasish Mridha	**53**	**100.00%**
Write-In	0	0.00%
Total...	**53**	**0.00%**

DEM - STATE REPRESENTATIVE - 94TH DIST

Vince Mosca	**52**	**100.00%**
Write-In	0	0.00%
Total...	**52**	**0.00%**

DEM - COUNTY COMMISSIONER DISTRICT 5

Pat Campbell	**55**	**100.00%**
Write-In	0	0.00%
Total...	**55**	**0.00%**

DEM - THOMAS TOWNSHIP TRUSTEE PARTIAL TERM

Write-In	**11**	**100.00%**
Total...	**11**	**100.00%**

DEM - THOMAS TWP PCT 4 DELEGATE - DEM

John A. Campbell	**46**	**100.00%**
Write-In	0	0.00%
Total...	**46**	**0.00%**

10TH CIRCUIT COURT JUDGE NON-INCUMBENT

James Borchard	98	34.03%
Jim Howell	122	42.36%
Paul Purcell	68	23.61%
Write-In	0	0.00%
Total...	**288**	**0.00%**

County Proposal 1 Castle Museum

YES	177	56.91%
NO	134	43.09%
Total...	**311**	**100.00%**

County Proposal 2 Parks & Rec

YES	198	63.46%
NO	114	36.54%
Total...	**312**	**100.00%**

Hemlock Public School Proposal

YES	194	65.32%
NO	103	34.68%
Total...	**297**	**100.00%**

Thomas Township Precinct 5

Registration & Turnout

	1,502

Election Day Turnout	0	0.00%
AV Polling Turnout	0	0.00%
Election Day Manual Entry Turnout	0	0.00%
SPR Host Turnout	394	26.23%
Total...	**394**	**26.23%**

REP - GOVERNOR

Mike Bouchard	22	7.41%
Mike Cox	62	20.88%
Tom George	3	1.01%
Pete Hoekstra	66	22.22%
Rick Snyder	143	48.15%
Write-In	1	0.34%
Total...	**297**	**100.00%**

REP - US REPRESENTATIVE - 4TH DIST

Dave Camp	**266**	**100.00%**
Write-In	0	0.00%
Total...	**266**	**0.00%**

REP - STATE SENATOR - 32ND DISTRICT

Gary L. Dunn	73	25.26%
Roger Kahn	216	74.74%
Write-In	0	0.00%
Total...	**289**	**0.00%**

REP - STATE REPRESENTATIVE - 94TH DIST

Ken Horn	**254**	**100.00%**
Write-In	0	0.00%
Total...	**254**	**0.00%**

Thomas Township Precinct 5

REP - COUNTY COMMISSIONER DISTRICT 5

Patrick Wurtzel		252	99.60%
Write-In		1	0.40%
	Total...	253	100.00%

REP - THOMAS TOWNSHIP TRUSTEE PARTIAL TERM

Thomas Radewahn		191	71.54%
Richard Riebschleger		74	27.72%
Write-In		2	0.75%
	Total...	267	100.00%

REP - THOMAS TWP PCT 5 DELEGATE - REP

John Kartz Jr.		178	49.86%
Spencer Mancillas		172	48.18%
Write-In		7	1.96%
	Total...	357	100.00%

DEM - GOVERNOR

Virg Bernero		70	76.92%
Andy Dillon		21	23.08%
Write-In		0	0.00%
	Total...	91	0.00%

DEM - US REPRESENTATIVE - 4TH DIST

Jerry M. Campbell		69	98.57%
Write-In		1	1.43%
	Total...	70	100.00%

DEM - STATE SENATOR - 32ND DISTRICT

Debasish Mridha		68	100.00%
Write-In		0	0.00%
	Total...	68	0.00%

DEM - STATE REPRESENTATIVE - 94TH DIST

Vince Mosca		64	100.00%
Write-In		0	0.00%
	Total...	64	0.00%

DEM - COUNTY COMMISSIONER DISTRICT 5

Pat Campbell		69	98.57%
Write-In		1	1.43%
	Total...	70	100.00%

DEM - THOMAS TOWNSHIP TRUSTEE PARTIAL TERM

Write-In		15	100.00%
	Total...	15	100.00%

DEM - THOMAS TWP PCT 5 DELEGATE - DEM

Write-In		14	100.00%
	Total...	14	100.00%

10TH CIRCUIT COURT JUDGE NON-INCUMBENT

James Borchard		108	30.95%
Jim Howell		152	43.55%
Paul Purcell		87	24.93%
Write-In		2	0.57%
	Total...	349	100.00%

County Proposal 1 Castle Museum

YES		265	70.29%
NO		112	29.71%
	Total...	377	100.00%

County Proposal 2 Parks & Rec

YES		268	71.09%
NO		109	28.91%
	Total...	377	100.00%

Thomas Township Precinct 6

Registration & Turnout

		1,245
Election Day Turnout	0	0.00%
AV Polling Turnout	0	0.00%
Election Day Manual Entry Turnout	0	0.00%
SPR Host Turnout	397	31.89%
Total...	397	31.89%

REP - GOVERNOR

Mike Bouchard		23	7.52%
Mike Cox		105	34.31%
Tom George		3	0.98%
Pete Hoekstra		47	15.36%
Rick Snyder		128	41.83%

Thomas Township Precinct 6

REP - GOVERNOR

Write-In	0	0.00%
Total...	**306**	**0.00%**

REP - US REPRESENTATIVE - 4TH DIST

Dave Camp	278	99.64%
Write-In	1	0.36%
Total...	**279**	**100.00%**

REP - STATE SENATOR - 32ND DISTRICT

Gary L. Dunn	61	20.75%
Roger Kahn	233	79.25%
Write-In	0	0.00%
Total...	**294**	**0.00%**

REP - STATE REPRESENTATIVE - 94TH DIST

Ken Horn	271	99.63%
Write-In	1	0.37%
Total...	**272**	**100.00%**

REP - COUNTY COMMISSIONER DISTRICT 5

Patrick Wurtzel	**260**	**100.00%**
Write-In	0	0.00%
Total...	**260**	**0.00%**

REP - THOMAS TOWNSHIP TRUSTEE PARTIAL TERM

Thomas Radewahn	199	71.33%
Richard Riebschleger	78	27.96%
Write-In	2	0.72%
Total...	**279**	**100.00%**

REP - THOMAS TWP PCT 6 DELEGATE - REP

Robert A. Weise	260	99.24%
Write-In	2	0.76%
Total...	**262**	**100.00%**

DEM - GOVERNOR

Virg Bernero	50	64.10%
Andy Dillon	28	35.90%
Write-In	0	0.00%
Total...	**78**	**0.00%**

DEM - US REPRESENTATIVE - 4TH DIST

Jerry M. Campbell	**73**	**100.00%**
Write-In	0	0.00%
Total...	**73**	**0.00%**

DEM - STATE SENATOR - 32ND DISTRICT

Debasish Mridha	**72**	**100.00%**
Write-In	0	0.00%
Total...	**72**	**0.00%**

DEM - STATE REPRESENTATIVE - 94TH DIST

Vince Mosca	**73**	**100.00%**
Write-In	0	0.00%
Total...	**73**	**0.00%**

DEM - COUNTY COMMISSIONER DISTRICT 5

Pat Campbell	**71**	**100.00%**
Write-In	0	0.00%
Total...	**71**	**0.00%**

DEM - THOMAS TOWNSHIP TRUSTEE PARTIAL TERM

Write-In	**11**	**100.00%**
Total...	**11**	**100.00%**

DEM - THOMAS TWP PCT 6 DELEGATE - DEM

Write-In	**6**	**100.00%**
Total...	**6**	**100.00%**

10TH CIRCUIT COURT JUDGE NON-INCUMBENT

James Borchard	149	40.16%
Jim Howell	138	37.20%
Paul Purcell	84	22.64%
Write-In	0	0.00%
Total...	**371**	**0.00%**

County Proposal 1 Castle Museum

YES	282	73.44%
NO	102	26.56%
Total...	**384**	**100.00%**

County Proposal 2 Parks & Rec

YES	**287**	74.35%

Thomas Township Precinct 6

County Proposal 2 Parks & Rec

NO	99	25.65%
Total...	**386**	**100.00%**

Thomas Township Precinct 7

Registration & Turnout

		1,162
Election Day Turnout	0	0.00%
AV Polling Turnout	0	0.00%
Election Day Manual Entry Turnout	0	0.00%
SPR Host Turnout	367	31.58%
Total...	**367**	**31.58%**

REP - GOVERNOR

Mike Bouchard	15	5.30%
Mike Cox	89	31.45%
Tom George	1	0.35%
Pete Hoekstra	54	19.08%
Rick Snyder	124	43.82%
Write-In	0	0.00%
Total...	**283**	**0.00%**

REP - US REPRESENTATIVE - 4TH DIST

Dave Camp	250	99.21%
Write-In	2	0.79%
Total...	**252**	**100.00%**

REP - STATE SENATOR - 32ND DISTRICT

Gary L. Dunn	64	23.27%
Roger Kahn	211	76.73%
Write-In	0	0.00%
Total...	**275**	**0.00%**

REP - STATE REPRESENTATIVE - 94TH DIST

Ken Horn	250	99.60%
Write-In	1	0.40%
Total...	**251**	**100.00%**

REP - COUNTY COMMISSIONER DISTRICT 5

Patrick Wurtzel	235	99.58%
Write-In	1	0.42%
Total...	**236**	**100.00%**

REP - THOMAS TOWNSHIP TRUSTEE PARTIAL TERM

Thomas Radewahn	187	74.80%
Richard Riebschleger	62	24.80%
Write-In	1	0.40%
Total...	**250**	**100.00%**

REP - THOMAS TWP PCT 7 DELEGATE - REP

Edward Brosofski	133	20.75%
Matthew T. Chisholm	129	20.12%
Thomas R. Chisholm	130	20.28%
Donald Dale Milne	118	18.41%
Ellen Ryder-Petre	131	20.44%
Write-In	0	0.00%
Total...	**641**	**0.00%**

DEM - GOVERNOR

Virg Bernero	54	77.14%
Andy Dillon	16	22.86%
Write-In	0	0.00%
Total...	**70**	**0.00%**

DEM - US REPRESENTATIVE - 4TH DIST

Jerry M. Campbell	**56**	**100.00%**
Write-In	0	0.00%
Total...	**56**	**0.00%**

DEM - STATE SENATOR - 32ND DISTRICT

Debasish Mridha	**56**	**100.00%**
Write-In	0	0.00%
Total...	**56**	**0.00%**

DEM - STATE REPRESENTATIVE - 94TH DIST

Vince Mosca	**56**	**100.00%**
Write-In	0	0.00%
Total...	**56**	**0.00%**

DEM - COUNTY COMMISSIONER DISTRICT 5

Pat Campbell	**60**	**100.00%**
Write-In	0	0.00%
Total...	**60**	**0.00%**

Thomas Township Precinct 7

DEM - THOMAS TOWNSHIP TRUSTEE PARTIAL TERM

Write-In	**5**	**100.00%**
Total...	**5**	**100.00%**

DEM - THOMAS TWP PCT 7 DELEGATE - DEM

Write-In	**5**	**100.00%**
Total...	**5**	**100.00%**

10TH CIRCUIT COURT JUDGE NON-INCUMBENT

James Borchard	117	35.67%
Jim Howell	129	39.33%
Paul Purcell	82	25.00%
Write-In	0	0.00%
Total...	**328**	**0.00%**

County Proposal 1 Castle Museum

YES	228	66.09%
NO	117	33.91%
Total...	**345**	**100.00%**

County Proposal 2 Parks & Rec

YES	249	71.55%
NO	99	28.45%
Total...	**348**	**100.00%**

Tittabawassee Township Precinct 1

Registration & Turnout

		1,624
Election Day Turnout	0	0.00%
AV Polling Turnout	0	0.00%
Election Day Manual Entry Turnout	0	0.00%
SPR Host Turnout	313	19.27%
Total...	**313**	**19.27%**

REP - GOVERNOR

Mike Bouchard	23	9.50%
Mike Cox	68	28.10%
Tom George	1	0.41%
Pete Hoekstra	44	18.18%
Rick Snyder	106	43.80%
Write-In	0	0.00%
Total...	**242**	**0.00%**

REP - US REPRESENTATIVE - 4TH DIST

Dave Camp	**217**	**100.00%**
Write-In	0	0.00%
Total...	**217**	**0.00%**

REP - STATE SENATOR - 32ND DISTRICT

Gary L. Dunn	46	20.18%
Roger Kahn	182	79.82%
Write-In	0	0.00%
Total...	**228**	**0.00%**

REP - STATE REPRESENTATIVE - 96TH DIST

Jim Stamas	**207**	**100.00%**
Write-In	0	0.00%
Total...	**207**	**0.00%**

REP - COUNTY COMMISSIONER DISTRICT 13

Ann M. Doyle	**208**	**100.00%**
Write-In	0	0.00%
Total...	**208**	**0.00%**

REP - TITTABAWASSEE TWP PCT 1 DELEGATE - REP

Write-In	**7**	**100.00%**
Total...	**7**	**100.00%**

DEM - GOVERNOR

Virg Bernero	45	76.27%
Andy Dillon	14	23.73%
Write-In	0	0.00%
Total...	**59**	**0.00%**

DEM - US REPRESENTATIVE - 4TH DIST

Jerry M. Campbell	**47**	**100.00%**
Write-In	0	0.00%
Total...	**47**	**0.00%**

DEM - STATE SENATOR - 32ND DISTRICT

Debasish Mridha	**48**	**100.00%**
Write-In	0	0.00%
Total...	**48**	**0.00%**

Tittabawassee Township Precinct 1

DEM - STATE REPRESENTATIVE - 98TH DIST

Write-In		**6**	**100.00%**
	Total...	**6**	**100.00%**

DEM - COUNTY COMMISSIONER DISTRICT 13

Ruth M. Averill		**48**	**100.00%**
Write-In		0	0.00%
	Total...	**48**	**0.00%**

DEM - TITTABAWASSEE TWP PCT 1 DELEGATE - DEM

Vince Castellanos		43	97.73%
Write-In		1	2.27%
	Total...	**44**	**100.00%**

10TH CIRCUIT COURT JUDGE NON-INCUMBENT

James Borchard		90	34.75%
Jim Howell		126	48.65%
Paul Purcell		43	16.60%
Write-In		0	0.00%
	Total...	**259**	**0.00%**

County Proposal 1 Castle Museum

YES		184	64.79%
NO		100	35.21%
	Total...	**284**	**100.00%**

County Proposal 2 Parks & Rec

YES		218	74.66%
NO		74	25.34%
	Total...	**292**	**100.00%**

Freeland Community School Proposal

YES		241	80.87%
NO		57	19.13%
	Total...	**298**	**100.00%**

Tittabawassee Township Precinct 2

Registration & Turnout

1,494

Election Day Turnout		0	0.00%
AV Polling Turnout		0	0.00%
Election Day Manual Entry Turnout		0	0.00%
SPR Host Turnout		430	28.78%
	Total...	**430**	**28.78%**

REP - GOVERNOR

Mike Bouchard		42	12.65%
Mike Cox		74	22.29%
Tom George		3	0.90%
Pete Hoekstra		60	18.07%
Rick Snyder		153	46.08%
Write-In		0	0.00%
	Total...	**332**	**0.00%**

REP - US REPRESENTATIVE - 4TH DIST

Dave Camp		299	99.67%
Write-In		1	0.33%
	Total...	**300**	**100.00%**

REP - STATE SENATOR - 32ND DISTRICT

Gary L. Dunn		62	19.68%
Roger Kahn		253	80.32%
Write-In		0	0.00%
	Total...	**315**	**0.00%**

REP - STATE REPRESENTATIVE - 98TH DIST

Jim Stamas		286	99.65%
Write-In		1	0.35%
	Total...	**287**	**100.00%**

REP - COUNTY COMMISSIONER DISTRICT 13

Ann M. Doyle		281	99.65%
Write-In		1	0.35%
	Total...	**282**	**100.00%**

REP - TITTABAWASSEE TWP PCT 2 DELEGATE - REP

Gregory J. Ostrom		151	21.24%
Timothy T. Royle		161	22.64%
Kathleen Vasold		210	29.54%
Warren Vasold		189	26.58%
Write-In		0	0.00%
	Total...	**711**	**0.00%**

Tittabawassee Township Precinct 2

DEM - GOVERNOR

Virg Bernero	57	68.67%
Andy Dillon	25	30.12%
Write-In	1	1.20%
Total...	**83**	**100.00%**

DEM - US REPRESENTATIVE - 4TH DIST

Jerry M. Campbell	**74**	**100.00%**
Write-In	0	0.00%
Total...	**74**	**0.00%**

DEM - STATE SENATOR - 32ND DISTRICT

Debasish Mridha	71	98.61%
Write-In	1	1.39%
Total...	**72**	**100.00%**

DEM - STATE REPRESENTATIVE - 98TH DIST

Write-In	**6**	**100.00%**
Total...	**6**	**100.00%**

DEM - COUNTY COMMISSIONER DISTRICT 13

Ruth M. Averill	**75**	**100.00%**
Write-In	0	0.00%
Total...	**75**	**0.00%**

DEM - TITTABAWASSEE TWP PCT 2 DELEGATE - DEM

Raymond J. Averill	61	46.92%
Ruth M. Averill	69	53.08%
Write-In	0	0.00%
Total...	**130**	**0.00%**

10TH CIRCUIT COURT JUDGE NON-INCUMBENT

James Borchard	144	38.50%
Jim Howell	167	44.65%
Paul Purcell	63	16.84%
Write-In	0	0.00%
Total...	**374**	**0.00%**

County Proposal 1 Castle Museum

YES	248	58.91%
NO	173	41.09%
Total...	**421**	**100.00%**

County Proposal 2 Parks & Rec

YES	292	69.52%
NO	128	30.48%
Total...	**420**	**100.00%**

Fresland Community School Proposal

YES	331	78.44%
NO	91	21.56%
Total...	**422**	**100.00%**

Tittabawassee Township Precinct 3

Registration & Turnout

		1,176
Election Day Turnout	0	0.00%
AV Polling Turnout	0	0.00%
Election Day Manual Entry Turnout	0	0.00%
SPR Host Turnout	296	25.17%
Total...	**296**	**25.17%**

REP - GOVERNOR

Mike Bouchard	25	10.82%
Mike Cox	53	22.94%
Tom George	3	1.30%
Pete Hoekstra	51	22.08%
Rick Snyder	99	42.86%
Write-In	0	0.00%
Total...	**231**	**0.00%**

REP - US REPRESENTATIVE - 4TH DIST

Dave Camp	207	98.10%
Write-In	4	1.90%
Total...	**211**	**100.00%**

REP - STATE SENATOR - 32ND DISTRICT

Gary L. Dunn	54	24.22%
Roger Kahn	169	75.78%
Write-In	0	0.00%
Total...	**223**	**0.00%**

REP - STATE REPRESENTATIVE - 98TH DIST

Jim Stamas	200	99.01%

Tittabawassee Township Precinct 3

REP - STATE REPRESENTATIVE - 98TH DIST

Write-In	2	0.99%
Total...	202	100.00%

REP - COUNTY COMMISSIONER DISTRICT 13

Ann M. Doyle	194	99.49%
Write-In	1	0.51%
Total...	195	100.00%

REP - TITTABAWASSEE TWP PCT 3 DELEGATE - REP

Mark Kern	132	35.87%
William Stinton-Czuprynski	104	28.26%
Catherine L. Zemanek	131	35.60%
Write-In	1	0.27%
Total...	368	100.00%

DEM - GOVERNOR

Virg Bernero	45	86.54%
Andy Dillon	7	13.46%
Write-In	0	0.00%
Total...	52	0.00%

DEM - US REPRESENTATIVE - 4TH DIST

Jerry M. Campbell	41	100.00%
Write-In	0	0.00%
Total...	41	0.00%

DEM - STATE SENATOR - 32ND DISTRICT

Debasish Mridha	41	100.00%
Write-In	0	0.00%
Total...	41	0.00%

DEM - STATE REPRESENTATIVE - 98TH DIST

Write-In	5	100.00%
Total...	5	100.00%

DEM - COUNTY COMMISSIONER DISTRICT 13

Ruth M. Averill	42	100.00%
Write-In	0	0.00%
Total...	42	0.00%

DEM - TITTABAWASSEE TWP PCT 3 DELEGATE - DEM

Write-In	0	0.00%
Total...	0	0.00%

10TH CIRCUIT COURT JUDGE NON-INCUMBENT

James Borchard	105	42.00%
Jim Howell	106	42.40%
Paul Purcell	39	15.60%
Write-In	0	0.00%
Total...	250	0.00%

County Proposal 1 Castle Museum

YES	180	63.60%
NO	103	36.40%
Total...	283	100.00%

County Proposal 2 Parks & Rec

YES	201	71.02%
NO	82	28.98%
Total...	283	100.00%

Freeland Community School Proposal

YES	212	74.13%
NO	74	25.87%
Total...	286	100.00%

Zilwaukee Township Precinct 1

Registration & Turnout

59

Election Day Turnout	0	0.00%
AV Polling Turnout	0	0.00%
Election Day Manual Entry Turnout	0	0.00%
SPR Host Turnout	21	35.59%
Total...	21	35.59%

REP - GOVERNOR

Mike Bouchard	4	23.53%
Mike Cox	4	23.53%
Tom George	0	0.00%
Pete Hoekstra	4	23.53%
Rick Snyder	5	29.41%
Write-In	0	0.00%
Total...	17	0.00%

Zilwaukee Township Precinct 1

REP - US REPRESENTATIVE - 5TH DIST

John Kupiec		9	56.25%
Rick Wilson		7	43.75%
Write-In		0	0.00%
	Total...	**16**	**0.00%**

REP - STATE SENATOR - 32ND DISTRICT

Gary L. Dunn		2	12.50%
Roger Kahn		14	87.50%
Write-In		0	0.00%
	Total...	**16**	**0.00%**

REP - STATE REPRESENTATIVE - 96TH DIST

Jim Stamas		**17**	**100.00%**
Write-In		0	0.00%
	Total...	**17**	**0.00%**

REP - COUNTY COMMISSIONER DISTRICT 15

Thomas Roy		**16**	**100.00%**
Write-In		0	0.00%
	Total...	**16**	**0.00%**

REP - ZILWAUKEE TOWNSHIP TRUSTEE PARTIAL TERM

Scott Clark		**17**	**100.00%**
Write-In		0	0.00%
	Total...	**17**	**0.00%**

REP - ZILWAUKEE TWP PCT DELEGATE - REP

Write-In		**1**	**100.00%**
	Total...	**1**	**100.00%**

DEM - GOVERNOR

Virg Bernero		3	75.00%
Andy Dillon		1	25.00%
Write-In		0	0.00%
	Total...	**4**	**0.00%**

DEM - US REPRESENTATIVE - 5TH DIST

Dale Kildee		**2**	**100.00%**
Scott Withers		0	0.00%
Write-In		0	0.00%
	Total...	**2**	**0.00%**

DEM - STATE SENATOR - 32ND DISTRICT

Debasish Mridha		**4**	**100.00%**
Write-In		0	0.00%
	Total...	**4**	**0.00%**

DEM - STATE REPRESENTATIVE - 96TH DIST

Write-In		**1**	**100.00%**
	Total...	**1**	**100.00%**

DEM - COUNTY COMMISSIONER DISTRICT 15

Tim Novak		**3**	**100.00%**
Write-In		0	0.00%
	Total...	**3**	**0.00%**

DEM - ZILWAUKEE TOWNSHIP TRUSTEE PARTIAL TERM

Write-In		**1**	**100.00%**
	Total...	**1**	**100.00%**

DEM - ZILWAUKEE TWP PCT DELEGATE - DEM

Write-In		**1**	**100.00%**
	Total...	**1**	**100.00%**

10TH CIRCUIT COURT JUDGE NON-INCUMBENT

James Borchard		7	43.75%
Jim Howell		7	43.75%
Paul Purcell		2	12.50%
Write-In		0	0.00%
	Total...	**16**	**0.00%**

County Proposal 1 Castle Museum

YES		9	52.94%
NO		8	47.06%
	Total...	**17**	**100.00%**

County Proposal 2 Parks & Rec

YES		12	70.59%
NO		5	29.41%
	Total...	**17**	**100.00%**

City of Frankenmuth Precinct 1

Registration & Turnout

		2,118
Election Day Turnout	0	0.00%

City of Frankenmuth Precinct 1

Registration & Turnout			2,118
AV Polling Turnout		0	0.00%
Election Day Manual Entry Turnout		0	0.00%
SPR Host Turnout		831	39.24%
	Total...	**831**	**39.24%**

REP - GOVERNOR		
Mike Bouchard	51	7.20%
Mike Cox	161	22.74%
Tom George	6	0.85%
Pete Hoekstra	231	32.63%
Rick Snyder	258	36.44%
Write-In	1	0.14%
Total...	**708**	**100.00%**

REP - US REPRESENTATIVE - 5TH DIST		
John Kupiec	381	67.55%
Rick Wilson	183	32.45%
Write-In	0	0.00%
Total...	**564**	**0.00%**

REP - STATE SENATOR - 32ND DISTRICT		
Gary L. Dunn	108	16.34%
Roger Kahn	553	83.66%
Write-In	0	0.00%
Total...	**661**	**0.00%**

REP - STATE REPRESENTATIVE - 94TH DIST		
Ken Horn	664	99.70%
Write-In	2	0.30%
Total...	**666**	**100.00%**

REP - COUNTY COMMISSIONER DISTRICT 4		
Dennis Krafft	640	99.69%
Write-In	2	0.31%
Total...	**642**	**100.00%**

REP - CITY OF FRANKENMUTH PCT 1 DELEGATE - REP		
Amy R. Carl	340	28.33%
Sharon Drake	360	30.00%
Timothy M. Meyer	472	39.33%
Write-In	28	2.33%
Total...	**1,200**	**100.00%**

DEM - GOVERNOR		
Virg Bernero	80	76.19%
Andy Dillon	25	23.81%
Write-In	0	0.00%
Total...	**105**	**0.00%**

DEM - US REPRESENTATIVE - 5TH DIST		
Dale Kildee	69	69.70%
Scott Withers	30	30.30%
Write-In	0	0.00%
Total...	**99**	**0.00%**

DEM - STATE SENATOR - 32ND DISTRICT		
Debasish Mridha	**81**	**100.00%**
Write-In	0	0.00%
Total...	**81**	**0.00%**

DEM - STATE REPRESENTATIVE - 94TH DIST		
Vince Mosca	**73**	**100.00%**
Write-In	0	0.00%
Total...	**73**	**0.00%**

DEM - COUNTY COMMISSIONER DISTRICT 4		
Write-In	**11**	**100.00%**
Total...	**11**	**100.00%**

DEM - CITY OF FRANKENMUTH PCT 1 DELEGATE - DEM		
John Kauten	75	98.68%
Write-In	1	1.32%
Total...	**76**	**100.00%**

10TH CIRCUIT COURT JUDGE NON-INCUMBENT		
James Borchard	554	70.75%
Jim Howell	186	23.75%
Paul Purcell	43	5.49%
Write-In	0	0.00%
Total...	**783**	**0.00%**

County Proposal 1 Castle Museum		
YES	558	69.23%

City of Frankenmuth Precinct 1

County Proposal 1 Castle Museum

NO		248	30.77%
	Total...	**806**	**100.00%**

County Proposal 2 Parks & Rec

YES		534	66.09%
NO		274	33.91%
	Total...	**808**	**100.00%**

City of Frankenmuth Precinct 2

Registration & Turnout

			1,727
Election Day Turnout		0	0.00%
AV Polling Turnout		0	0.00%
Election Day Manual Entry Turnout		0	0.00%
SPR Host Turnout		556	32.19%
	Total...	**556**	**32.19%**

REP - GOVERNOR

Mike Bouchard		28	6.03%
Mike Cox		111	23.92%
Tom George		4	0.86%
Pete Hoekstra		157	33.84%
Rick Snyder		163	35.13%
Write-In		1	0.22%
	Total...	**464**	**100.00%**

REP - US REPRESENTATIVE - 5TH DIST

John Kupiec		220	59.46%
Rick Wilson		148	40.00%
Write-In		2	0.54%
	Total...	**370**	**100.00%**

REP - STATE SENATOR - 32ND DISTRICT

Gary L. Dunn		69	15.86%
Roger Kahn		366	84.14%
Write-In		0	0.00%
	Total...	**435**	**0.00%**

REP - STATE REPRESENTATIVE - 94TH DIST

Ken Horn		431	99.77%
Write-In		1	0.23%
	Total...	**432**	**100.00%**

REP - COUNTY COMMISSIONER DISTRICT 4

Dennis Krafft		437	99.77%
Write-In		1	0.23%
	Total...	**438**	**100.00%**

REP - CITY OF FRANKENMUTH PCT 2 DELEGATE - REP

Jeff Grablick		369	91.11%
Write-In		36	8.89%
	Total...	**405**	**100.00%**

DEM - GOVERNOR

Virg Bernero		46	66.67%
Andy Dillon		23	33.33%
Write-In		0	0.00%
	Total...	**69**	**0.00%**

DEM - US REPRESENTATIVE - 5TH DIST

Dale Kildee		45	64.29%
Scott Withers		25	35.71%
Write-In		0	0.00%
	Total...	**70**	**0.00%**

DEM - STATE SENATOR - 32ND DISTRICT

Debasish Mridha		**49**	**100.00%**
Write-In		0	0.00%
	Total...	**49**	**0.00%**

DEM - STATE REPRESENTATIVE - 94TH DIST

Vince Mosca		**49**	**100.00%**
Write-In		0	0.00%
	Total...	**49**	**0.00%**

DEM - COUNTY COMMISSIONER DISTRICT 4

Write-In		**7**	**100.00%**
	Total...	**7**	**100.00%**

DEM - CITY OF FRANKENMUTH PCT 2 DELEGATE - DEM

Write-In		**7**	**100.00%**
	Total...	**7**	**100.00%**

City of Frankenmuth Precinct 2

10TH CIRCUIT COURT JUDGE NON-INCUMBENT

James Borchard		389	74.66%
Jim Howell		99	19.00%
Paul Purcell		31	5.95%
Write-In		2	0.38%
	Total...	**521**	**100.00%**

County Proposal 1 Castle Museum

YES		399	73.62%
NO		143	26.38%
	Total...	**542**	**100.00%**

County Proposal 2 Parks & Rec

YES		373	69.72%
NO		162	30.28%
	Total...	**535**	**100.00%**

City of Saginaw Precinct 1

Registration & Turnout 927

Election Day Turnout		116	12.51%
AV Polling Turnout		12	1.29%
Election Day Manual Entry Turnout		0	0.00%
SPR Host Turnout		0	0.00%
	Total...	**128**	**13.81%**

REP - GOVERNOR

Mike Bouchard		1	50.00%
Mike Cox		0	0.00%
Tom George		1	50.00%
Pete Hoekstra		0	0.00%
Rick Snyder		0	0.00%
Write-In		0	0.00%
	Total...	**2**	**0.00%**

REP - US REPRESENTATIVE - 6TH DIST

John Kupiec		1	50.00%
Rick Wilson		1	50.00%
Write-In		0	0.00%
	Total...	**2**	**0.00%**

REP - STATE SENATOR - 32ND DISTRICT

Gary L. Dunn		**2**	**100.00%**
Roger Kahn		0	0.00%
Write-In		0	0.00%
	Total...	**2**	**0.00%**

REP - STATE REPRESENTATIVE - 95TH DIST

Sarge Harvey		1	50.00%
Joel I. Wilson		1	50.00%
Write-In		0	0.00%
	Total...	**2**	**0.00%**

REP - STATE REPRESENTATIVE 95TH DIST PARTIAL TERM

Sarge Harvey		**2**	**100.00%**
Write-In		0	0.00%
	Total...	**2**	**0.00%**

REP - COUNTY COMMISSIONER DISTRICT 7

Benjamin Ritter		**2**	**100.00%**
Write-In		0	0.00%
	Total...	**2**	**0.00%**

REP - CITY OF SAGINAW PCT 1 DELEGATE - REP

Write-In		0	0.00%
	Total...	**0**	**0.00%**

DEM - GOVERNOR

Virg Bernero		66	61.68%
Andy Dillon		40	37.38%
Write-In		1	0.93%
	Total...	**107**	**100.00%**

DEM - US REPRESENTATIVE - 6TH DIST

Dale Kildee		80	77.67%
Scott Withers		22	21.36%
Write-In		1	0.97%
	Total...	**103**	**100.00%**

DEM - STATE SENATOR - 32ND DISTRICT

Debasish Mridha		84	95.45%
Write-In		4	4.55%
	Total...	**88**	**100.00%**

City of Saginaw Precinct 1

DEM - STATE REPRESENTATIVE - 95TH DIST

Greg Dietrich	3	2.54%
Stacy Erwin Oakes	54	45.76%
J. J. Horgan	1	0.85%
Joyce J. Seals	41	34.75%
Pamela Pugh Smith	19	16.10%
Write-In	0	0.00%
Total...	**118**	**0.00%**

DEM - STATE REPRESENTATIVE 95TH DIST PARTIAL TERM

Greg Dietrich	3	2.59%
Stacy Erwin Oakes	52	44.83%
J. J. Horgan	1	0.86%
Joyce J. Seals	37	31.90%
Pamela Pugh Smith	23	19.83%
Write-In	0	0.00%
Total...	**116**	**0.00%**

DEM - COUNTY COMMISSIONER DISTRICT 7

Robert Moe Woods Jr.	103	99.04%
Write-In	1	0.96%
Total...	**104**	**100.00%**

DEM - CITY OF SAGINAW PCT 1 DELEGATE - DEM

Elena Soria	67	97.10%
Write-In	2	2.90%
Total...	**69**	**100.00%**

10TH CIRCUIT COURT JUDGE NON-INCUMBENT

James Borchard	62	59.62%
Jim Howell	17	16.35%
Paul Purcell	23	22.12%
Write-In	2	1.92%
Total...	**104**	**100.00%**

County Proposal 1 Castle Museum

YES	87	74.36%
NO	30	25.64%
Total...	**117**	**100.00%**

County Proposal 2 Parks & Rec

YES	90	79.65%
NO	23	20.35%
Total...	**113**	**100.00%**

City of Saginaw Proposal 1

YES	88	76.52%
NO	27	23.48%
Total...	**115**	**100.00%**

City of Saginaw Proposal 2

YES	81	75.00%
NO	27	25.00%
Total...	**108**	**100.00%**

City of Saginaw Proposal 3

YES	63	62.38%
NO	38	37.62%
Total...	**101**	**100.00%**

City of Saginaw Proposal 4

YES	66	64.71%
NO	36	35.29%
Total...	**102**	**100.00%**

City of Saginaw Proposal 5

YES	62	62.00%
NO	38	38.00%
Total...	**100**	**100.00%**

City of Saginaw Proposal 6

YES	68	67.33%
NO	33	32.67%
Total...	**101**	**100.00%**

City of Saginaw Proposal 7

YES	96	84.21%
NO	18	15.79%
Total...	**114**	**100.00%**

City of Saginaw Precinct 2

Registration & Turnout

1,146

Election Day Turnout	179	15.62%

City of Saginaw Precinct 2

Registration & Turnout			1,146
AV Polling Turnout		27	2.36%
Election Day Manual Entry Turnout		0	0.00%
SPR Host Turnout		0	0.00%
	Total...	**206**	**17.98%**

REP - GOVERNOR

Mike Bouchard		0	0.00%
Mike Cox		**2**	**100.00%**
Tom George		0	0.00%
Pete Hoekstra		0	0.00%
Rick Snyder		0	0.00%
Write-In		0	0.00%
	Total...	**2**	**0.00%**

REP - US REPRESENTATIVE - 5TH DIST

John Kupiec		0	0.00%
Rick Wilson		**2**	**100.00%**
Write-In		0	0.00%
	Total...	**2**	**0.00%**

REP - STATE SENATOR - 32ND DISTRICT

Gary L. Dunn		1	50.00%
Roger Kahn		1	50.00%
Write-In		0	0.00%
	Total...	**2**	**0.00%**

REP - STATE REPRESENTATIVE - 95TH DIST

Sarge Harvey		0	0.00%
Joel I. Wilson		**1**	**100.00%**
Write-In		0	0.00%
	Total...	**1**	**0.00%**

REP - STATE REPRESENTATIVE 95TH DIST PARTIAL TERM

Sarge Harvey		**1**	**100.00%**
Write-In		0	0.00%
	Total...	**1**	**0.00%**

REP - COUNTY COMMISSIONER DISTRICT 7

Benjamin Ritter		**1**	**100.00%**
Write-In		0	0.00%
	Total...	**1**	**0.00%**

REP - CITY OF SAGINAW PCT 2 DELEGATE - REP

Write-In		0	0.00%
	Total...	**0**	**0.00%**

DEM - GOVERNOR

Virg Bernero		139	73.94%
Andy Dillon		49	26.06%
Write-In		0	0.00%
	Total...	**188**	**0.00%**

DEM - US REPRESENTATIVE - 5TH DIST

Dale Kildee		141	85.98%
Scott Withers		23	14.02%
Write-In		0	0.00%
	Total...	**164**	**0.00%**

DEM - STATE SENATOR - 32ND DISTRICT

Debasish Mridha		128	99.22%
Write-In		1	0.78%
	Total...	**129**	**100.00%**

DEM - STATE REPRESENTATIVE - 95TH DIST

Greg Dietrich		1	0.50%
Stacy Erwin Oakes		92	46.23%
J. J. Horgan		0	0.00%
Joyce J. Seals		61	30.65%
Pamela Pugh Smith		45	22.61%
Write-In		0	0.00%
	Total...	**199**	**0.00%**

DEM - STATE REPRESENTATIVE 95TH DIST PARTIAL TERM

Greg Dietrich		2	1.02%
Stacy Erwin Oakes		95	48.47%
J. J. Horgan		0	0.00%
Joyce J. Seals		56	28.57%
Pamela Pugh Smith		43	21.94%
Write-In		0	0.00%
	Total...	**196**	**0.00%**

City of Saginaw Precinct 2

DEM - COUNTY COMMISSIONER DISTRICT 7

Robert Moe Woods Jr.		168	99.41%
Write-In		1	0.59%
	Total...	**169**	**100.00%**

DEM - CITY OF SAGINAW PCT 2 DELEGATE - DEM

Joseph Atwater		116	98.31%
Write-In		2	1.69%
	Total...	**118**	**100.00%**

10TH CIRCUIT COURT JUDGE NON-INCUMBENT

James Borchard		74	43.53%
Jim Howell		15	8.82%
Paul Purcell		81	47.65%
Write-In		0	0.00%
	Total...	**170**	**0.00%**

County Proposal 1 Castle Museum

YES		133	72.28%
NO		51	27.72%
	Total...	**184**	**100.00%**

County Proposal 2 Parks & Rec

YES		145	78.38%
NO		40	21.62%
	Total...	**185**	**100.00%**

City of Saginaw Proposal 1

YES		146	79.35%
NO		38	20.65%
	Total...	**184**	**100.00%**

City of Saginaw Proposal 2

YES		115	71.88%
NO		45	28.13%
	Total...	**160**	**100.00%**

City of Saginaw Proposal 3

YES		95	65.52%
NO		50	34.48%
	Total...	**145**	**100.00%**

City of Saginaw Proposal 4

YES		73	53.68%
NO		63	46.32%
	Total...	**136**	**100.00%**

City of Saginaw Proposal 5

YES		70	50.36%
NO		69	49.64%
	Total...	**139**	**100.00%**

City of Saginaw Proposal 6

YES		99	68.28%
NO		46	31.72%
	Total...	**145**	**100.00%**

City of Saginaw Proposal 7

YES		142	85.54%
NO		24	14.46%
	Total...	**166**	**100.00%**

City of Saginaw Precinct 3

Registration & Turnout

2,125

Election Day Turnout		339	15.95%
AV Polling Turnout		59	2.78%
Election Day Manual Entry Turnout		0	0.00%
SPR Host Turnout		0	0.00%
	Total...	**398**	**18.73%**

REP - GOVERNOR

Mike Bouchard		1	14.29%
Mike Cox		1	14.29%
Tom George		1	14.29%
Pete Hoekstra		3	42.86%
Rick Snyder		1	14.29%
Write-In		0	0.00%
	Total...	**7**	**0.00%**

REP - US REPRESENTATIVE - 5TH DIST

John Kupiec		2	40.00%
Rick Wilson		3	60.00%

City of Saginaw Precinct 3

REP - US REPRESENTATIVE - 5TH DIST

Write-In	0	0.00%
Total...	**5**	**0.00%**

REP - STATE SENATOR - 32ND DISTRICT

Gary L. Dunn	1	20.00%
Roger Kahn	3	60.00%
Write-In	1	20.00%
Total...	**5**	**100.00%**

REP - STATE REPRESENTATIVE - 96TH DIST

Sarge Harvey	0	0.00%
Joel I. Wilson	**5**	**100.00%**
Write-In	0	0.00%
Total...	**5**	**0.00%**

REP - STATE REPRESENTATIVE 96TH DIST PARTIAL TERM

Sarge Harvey	2	66.67%
Write-In	1	33.33%
Total...	3	**100.00%**

REP - COUNTY COMMISSIONER DISTRICT 7

Benjamin Ritter	**3**	**100.00%**
Write-In	0	0.00%
Total...	**3**	**0.00%**

REP - CITY OF SAGINAW PCT 3 DELEGATE - REP

Write-In	0	0.00%
Total...	**0**	**0.00%**

DEM - GOVERNOR

Virg Bernero	289	79.83%
Andy Dillon	71	19.61%
Write-In	2	0.55%
Total...	**362**	**100.00%**

DEM - US REPRESENTATIVE - 5TH DIST

Dale Kildee	273	82.48%
Scott Withers	57	17.22%
Write-In	1	0.30%
Total...	**331**	**100.00%**

DEM - STATE SENATOR - 32ND DISTRICT

Debasish Mridha	257	98.09%
Write-In	5	1.91%
Total...	**262**	**100.00%**

DEM - STATE REPRESENTATIVE - 95TH DIST

Greg Dietrich	0	0.00%
Stacy Erwin Oakes	198	51.97%
J. J. Horgan	2	0.52%
Joyce J. Seals	115	30.18%
Pamela Pugh Smith	66	17.32%
Write-In	0	0.00%
Total...	**381**	**0.00%**

DEM - STATE REPRESENTATIVE 96TH DIST PARTIAL TERM

Greg Dietrich	1	0.28%
Stacy Erwin Oakes	196	54.75%
J. J. Horgan	2	0.56%
Joyce J. Seals	103	28.77%
Pamela Pugh Smith	56	15.64%
Write-In	0	0.00%
Total...	**358**	**0.00%**

DEM - COUNTY COMMISSIONER DISTRICT 7

Robert Moe Woods Jr.	319	99.38%
Write-In	2	0.62%
Total...	**321**	**100.00%**

DEM - CITY OF SAGINAW PCT 3 DELEGATE - DEM

Write-In	**45**	**100.00%**
Total...	**45**	**100.00%**

10TH CIRCUIT COURT JUDGE NON-INCUMBENT

James Borchard	134	43.65%
Jim Howell	36	11.73%
Paul Purcell	135	43.97%
Write-In	2	0.65%
Total...	**307**	**100.00%**

County Proposal 1 Castle Museum

YES	257	76.04%

City of Saginaw Precinct 3

County Proposal 1 Cartle Museum

NO	81	23.96%
Total...	**338**	**100.00%**

County Proposal 2 Parks & Rec

YES	276	80.00%
NO	69	20.00%
Total...	**345**	**100.00%**

City of Saginaw Proposal 1

YES	271	77.43%
NO	79	22.57%
Total...	**350**	**100.00%**

City of Saginaw Proposal 2

YES	204	70.83%
NO	84	29.17%
Total...	**288**	**100.00%**

City of Saginaw Proposal 3

YES	125	50.20%
NO	124	49.80%
Total...	**249**	**100.00%**

City of Saginaw Proposal 4

YES	121	48.21%
NO	130	51.79%
Total...	**251**	**100.00%**

City of Saginaw Proposal 5

YES	115	46.18%
NO	134	53.82%
Total...	**249**	**100.00%**

City of Saginaw Proposal 6

YES	156	62.15%
NO	95	37.85%
Total...	**251**	**100.00%**

City of Saginaw Proposal 7

YES	235	81.03%
NO	55	18.97%
Total...	**290**	**100.00%**

City of Saginaw Precinct 4A

Registration & Turnout

		1,284
Election Day Turnout	117	9.11%
AV Polling Turnout	50	3.89%
Election Day Manual Entry Turnout	1	0.08%
SPR Host Turnout	0	0.00%
Total...	**168**	**13.08%**

REP - GOVERNOR

Mike Bouchard	1	16.67%
Mike Cox	5	83.33%
Tom George	0	0.00%
Pete Hoekstra	0	0.00%
Rick Snyder	0	0.00%
Write-In	0	0.00%
Total...	**6**	**100.00%**

REP - US REPRESENTATIVE - 5TH DIST

John Kupiec	0	0.00%
Rick Wilson	**6**	**100.00%**
Write-In	0	0.00%
Total...	**6**	**100.00%**

REP - STATE SENATOR - 32ND DISTRICT

Gary L. Dunn	3	50.00%
Roger Kahn	3	50.00%
Write-In	0	0.00%
Total...	**6**	**100.00%**

REP - STATE REPRESENTATIVE - 95TH DIST

Sarge Harvey	2	33.33%
Joel I. Wilson	4	66.67%
Write-In	0	0.00%
Total...	**6**	**100.00%**

REP - STATE REPRESENTATIVE 95TH DIST PARTIAL TERM

Sarge Harvey	**6**	**100.00%**
Write-In	0	0.00%
Total...	**6**	**100.00%**

City of Saginaw Precinct 4A

REP - COUNTY COMMISSIONER DISTRICT 8

Write-In	**1**	**100.00%**
Total...	**1**	**100.00%**

REP - CITY OF SAGINAW PCT 4A DELEGATE - REP

Write-In	0	0.00%
Total...	**0**	**0.00%**

DEM - GOVERNOR

Virg Bernero	83	58.45%
Andy Dillon	59	41.55%
Write-In	0	0.00%
Total...	**142**	**100.00%**

DEM - US REPRESENTATIVE - 5TH DIST

Dale Kildee	115	81.56%
Scott Withers	25	17.73%
Write-In	1	0.71%
Total...	**141**	**100.00%**

DEM - STATE SENATOR - 32ND DISTRICT

Debasish Mridha	117	97.50%
Write-In	3	2.50%
Total...	**120**	**100.00%**

DEM - STATE REPRESENTATIVE - 95TH DIST

Greg Dietrich	3	1.92%
Stacy Erwin Oakes	60	38.46%
J. J. Horgan	2	1.28%
Joyce J. Seals	53	33.97%
Pamela Pugh Smith	38	24.36%
Write-In	0	0.00%
Total...	**156**	**100.00%**

DEM - STATE REPRESENTATIVE 95TH DIST PARTIAL TERM

Greg Dietrich	5	3.27%
Stacy Erwin Oakes	56	36.60%
J. J. Horgan	3	1.96%
Joyce J. Seals	52	33.99%
Pamela Pugh Smith	37	24.18%
Write-In	0	0.00%
Total...	**153**	**100.00%**

DEM - COUNTY COMMISSIONER DISTRICT 8

Carl E. Ruth	**134**	**100.00%**
Write-In	0	0.00%
Total...	**134**	**100.00%**

DEM - CITY OF SAGINAW PCT 4A DELEGATE - DEM

Write-In	**24**	**100.00%**
Total...	**24**	**100.00%**

10TH CIRCUIT COURT JUDGE NON-INCUMBENT

James Borchard	57	43.18%
Jim Howell	25	18.94%
Paul Purcell	50	37.88%
Write-In	0	0.00%
Total...	**132**	**100.00%**

County Proposal 1 Castle Museum

YES	118	81.38%
NO	27	18.62%
Total...	**145**	**100.00%**

County Proposal 2 Parks & Rec

YES	120	85.71%
NO	20	14.29%
Total...	**140**	**100.00%**

City of Saginaw Proposal 1

YES	119	83.22%
NO	24	16.78%
Total...	**143**	**100.00%**

City of Saginaw Proposal 2

YES	104	75.91%
NO	33	24.09%
Total...	**137**	**100.00%**

City of Saginaw Proposal 3

YES	81	65.32%
NO	43	34.68%
Total...	**124**	**100.00%**

City of Saginaw Precinct 4A

City of Saginaw Proposal 4

YES	76	60.80%
NO	49	39.20%
Total...	**125**	**100.00%**

City of Saginaw Proposal 5

YES	75	60.98%
NO	48	39.02%
Total...	**123**	**100.00%**

City of Saginaw Proposal 6

YES	93	71.54%
NO	37	28.46%
Total...	**130**	**100.00%**

City of Saginaw Proposal 7

YES	115	81.56%
NO	26	18.44%
Total...	**141**	**100.00%**

City of Saginaw Precinct 4B

Registration & Turnout

		1,099
Election Day Turnout	158	14.38%
AV Polling Turnout	15	1.36%
Election Day Manual Entry Turnout	0	0.00%
SPR Host Turnout	0	0.00%
Total...	**173**	**15.74%**

REP - GOVERNOR

Mike Bouchard	2	9.09%
Mike Cox	6	27.27%
Tom George	0	0.00%
Pete Hoekstra	2	9.09%
Rick Snyder	12	54.55%
Write-In	0	0.00%
Total...	**22**	**0.00%**

REP - US REPRESENTATIVE - 5TH DIST

John Kupiec	6	40.00%
Rick Wilson	9	60.00%
Write-In	0	0.00%
Total...	**15**	**0.00%**

REP - STATE SENATOR - 32ND DISTRICT

Gary L. Dunn	6	30.00%
Roger Kahn	14	70.00%
Write-In	0	0.00%
Total...	**20**	**0.00%**

REP - STATE REPRESENTATIVE - 95TH DIST

Sarge Harvey	11	57.89%
Joel I. Wilson	8	42.11%
Write-In	0	0.00%
Total...	**19**	**0.00%**

REP - STATE REPRESENTATIVE 95TH DIST PARTIAL TERM

Sarge Harvey	14	93.33%
Write-In	1	6.67%
Total...	**15**	**100.00%**

REP - COUNTY COMMISSIONER DISTRICT 6

Write-In	**3**	**100.00%**
Total...	**3**	**100.00%**

REP - CITY OF SAGINAW PCT 4B DELEGATE - REP

Write-In	**1**	**100.00%**
Total...	**1**	**100.00%**

DEM - GOVERNOR

Virg Bernero	89	64.96%
Andy Dillon	48	35.04%
Write-In	0	0.00%
Total...	**137**	**0.00%**

DEM - US REPRESENTATIVE - 5TH DIST

Dale Kildee	94	69.12%
Scott Withers	41	30.15%
Write-In	1	0.74%
Total...	**136**	**100.00%**

DEM - STATE SENATOR - 32ND DISTRICT

Debasish Mridha	109	98.20%

City of Saginaw Precinct 4B

DEM - STATE SENATOR - 32ND DISTRICT

Write-In		2	1.80%
	Total...	**111**	**100.00%**

DEM - STATE REPRESENTATIVE - 95TH DIST

Greg Dietrich		13	8.90%
Stacy Erwin Oakes		68	46.58%
J. J. Horgan		0	0.00%
Joyce J. Seals		42	28.77%
Pamela Pugh Smith		23	15.75%
Write-In		0	0.00%
	Total...	**146**	**0.00%**

DEM - STATE REPRESENTATIVE 95TH DIST PARTIAL TERM

Greg Dietrich		11	7.91%
Stacy Erwin Oakes		59	42.45%
J. J. Horgan		3	2.16%
Joyce J. Seals		37	26.62%
Pamela Pugh Smith		29	20.86%
Write-In		0	0.00%
	Total...	**139**	**0.00%**

DEM - COUNTY COMMISSIONER DISTRICT 6

Carl E. Ruth		**127**	**100.00%**
Write-In		0	0.00%
	Total...	**127**	**0.00%**

DEM - CITY OF SAGINAW PCT 4B DELEGATE - DEM

Write-In		**26**	**100.00%**
	Total...	**26**	**100.00%**

10TH CIRCUIT COURT JUDGE NON-INCUMBENT

James Borchard		73	50.69%
Jim Howell		26	18.06%
Paul Purcell		44	30.56%
Write-In		1	0.69%
	Total...	**144**	**100.00%**

County Proposal 1 Castle Museum

YES		112	72.73%
NO		42	27.27%
	Total...	**154**	**100.00%**

County Proposal 2 Parks & Rec

YES		116	76.82%
NO		35	23.18%
	Total...	**151**	**100.00%**

City of Saginaw Proposal 1

YES		108	70.13%
NO		46	29.87%
	Total...	**154**	**100.00%**

City of Saginaw Proposal 2

YES		86	65.15%
NO		46	34.85%
	Total...	**132**	**100.00%**

City of Saginaw Proposal 3

YES		64	51.20%
NO		61	48.80%
	Total...	**125**	**100.00%**

City of Saginaw Proposal 4

YES		59	47.97%
NO		64	52.03%
	Total...	**123**	**100.00%**

City of Saginaw Proposal 5

YES		64	52.46%
NO		58	47.54%
	Total...	**122**	**100.00%**

City of Saginaw Proposal 6

YES		76	58.91%
NO		53	41.09%
	Total...	**129**	**100.00%**

City of Saginaw Proposal 7

YES		102	73.38%
NO		37	26.62%
	Total...	**139**	**100.00%**

City of Saginaw Precinct 5

Registration & Turnout

			2,144
Election Day Turnout		188	8.77%
AV Polling Turnout		29	1.35%
Election Day Manual Entry Turnout		0	0.00%
SPR Host Turnout		0	0.00%
	Total...	**217**	**10.12%**

REP - GOVERNOR

Mike Bouchard		0	0.00%
Mike Cox		3	18.75%
Tom George		0	0.00%
Pete Hoekstra		2	12.50%
Rick Snyder		11	68.75%
Write-In		0	0.00%
	Total...	**16**	**0.00%**

REP - US REPRESENTATIVE - 5TH DIST

John Kupiec		3	27.27%
Rick Wilson		8	72.73%
Write-In		0	0.00%
	Total...	**11**	**0.00%**

REP - STATE SENATOR - 32ND DISTRICT

Gary L. Dunn		3	23.08%
Roger Kahn		10	76.92%
Write-In		0	0.00%
	Total...	**13**	**0.00%**

REP - STATE REPRESENTATIVE - 95TH DIST

Sarge Harvey		9	75.00%
Joel I. Wilson		3	25.00%
Write-In		0	0.00%
	Total...	**12**	**0.00%**

REP - STATE REPRESENTATIVE 95TH DIST PARTIAL TERM

Sarge Harvey		**12**	**100.00%**
Write-In		0	0.00%
	Total...	**12**	**0.00%**

REP - COUNTY COMMISSIONER DISTRICT 6

Write-In		**1**	**100.00%**
	Total...	**1**	**100.00%**

REP - CITY OF SAGINAW PCT 5 DELEGATE - REP

Brad Koch		**8**	**100.00%**
Write-In		0	0.00%
	Total...	**8**	**0.00%**

DEM - GOVERNOR

Virg Bernero		122	67.78%
Andy Dillon		58	32.22%
Write-In		0	0.00%
	Total...	**180**	**0.00%**

DEM - US REPRESENTATIVE - 5TH DIST

Dale Kildee		109	67.70%
Scott Withers		52	32.30%
Write-In		0	0.00%
	Total...	**161**	**0.00%**

DEM - STATE SENATOR - 32ND DISTRICT

Debasish Mridha		135	99.26%
Write-In		1	0.74%
	Total...	**136**	**100.00%**

DEM - STATE REPRESENTATIVE - 95TH DIST

Greg Dietrich		2	1.05%
Stacy Erwin Oakes		98	51.31%
J. J. Horgan		1	0.52%
Joyce J. Seals		59	30.89%
Pamela Pugh Smith		31	16.23%
Write-In		0	0.00%
	Total...	**191**	**0.00%**

DEM - STATE REPRESENTATIVE 95TH DIST PARTIAL TERM

Greg Dietrich		3	1.61%
Stacy Erwin Oakes		93	50.00%
J. J. Horgan		3	1.61%
Joyce J. Seals		59	31.72%
Pamela Pugh Smith		28	15.05%
Write-In		0	0.00%
	Total...	**186**	**0.00%**

City of Saginaw Precinct 5

DEM - COUNTY COMMISSIONER DISTRICT 6

Carl E. Ruth	158	99.37%
Write-In	1	0.63%
Total...	**159**	**100.00%**

DEM - CITY OF SAGINAW PCT 5 DELEGATE - DEM

Write-In	**19**	**100.00%**
Total...	**19**	**100.00%**

10TH CIRCUIT COURT JUDGE NON-INCUMBENT

James Borchard	96	54.55%
Jim Howell	21	11.93%
Paul Purcell	58	32.95%
Write-In	1	0.57%
Total...	**176**	**100.00%**

County Proposal 1 Castle Museum

YES	150	77.32%
NO	44	22.68%
Total...	**194**	**100.00%**

County Proposal 2 Parks & Rec

YES	157	79.70%
NO	40	20.30%
Total...	**197**	**100.00%**

City of Saginaw Proposal 1

YES	148	76.29%
NO	46	23.71%
Total...	**194**	**100.00%**

City of Saginaw Proposal 2

YES	119	71.26%
NO	48	28.74%
Total...	**167**	**100.00%**

City of Saginaw Proposal 3

YES	92	58.97%
NO	64	41.03%
Total...	**156**	**100.00%**

City of Saginaw Proposal 4

YES	87	58.00%
NO	63	42.00%
Total...	**150**	**100.00%**

City of Saginaw Proposal 5

YES	78	52.00%
NO	72	48.00%
Total...	**150**	**100.00%**

City of Saginaw Proposal 6

YES	105	68.18%
NO	49	31.82%
Total...	**154**	**100.00%**

City of Saginaw Proposal 7

YES	137	79.65%
NO	35	20.35%
Total...	**172**	**100.00%**

City of Saginaw Precinct 6

Registration & Turnout

1,816

Election Day Turnout	0	0.00%
AV Polling Turnout	34	1.87%
Election Day Manual Entry Turnout	168	9.25%
SPR Host Turnout	0	0.00%
Total...	**202**	**11.12%**

REP - GOVERNOR

Mike Bouchard	2	22.22%
Mike Cox	4	44.44%
Tom George	0	0.00%
Pete Hoekstra	1	11.11%
Rick Snyder	2	22.22%
Write-In	0	0.00%
Total...	**9**	**100.00%**

REP - US REPRESENTATIVE - 5TH DIST

John Kupiec	3	50.00%
Rick Wilson	3	50.00%
Write-In	0	0.00%
Total...	**6**	**100.00%**

City of Saginaw Precinct 6

REP - STATE SENATOR - 32ND DISTRICT

Gary L. Dunn	1	12.50%
Roger Kahn	7	87.50%
Write-In	0	0.00%
Total...	**8**	**100.00%**

REP - STATE REPRESENTATIVE - 95TH DIST

Sarge Harvey	3	50.00%
Joel I. Wilson	3	50.00%
Write-In	0	0.00%
Total...	**6**	**100.00%**

REP - STATE REPRESENTATIVE 95TH DIST PARTIAL TERM

Sarge Harvey	4	80.00%
Write-In	1	20.00%
Total...	**5**	**100.00%**

REP - COUNTY COMMISSIONER DISTRICT 8

Write-In	0	0.00%
Total...	**0**	**0.00%**

REP - CITY OF SAGINAW PCT 6 DELEGATE - REP

Write-In	0	0.00%
Total...	**0**	**0.00%**

DEM - GOVERNOR

Virg Bernero	126	74.12%
Andy Dillon	44	25.88%
Write-In	0	0.00%
Total...	**170**	**100.00%**

DEM - US REPRESENTATIVE - 5TH DIST

Dale Kildee	137	83.54%
Scott Withers	27	16.46%
Write-In	0	0.00%
Total...	**164**	**100.00%**

DEM - STATE SENATOR - 32ND DISTRICT

Debasish Mridha	129	96.27%
Write-In	5	3.73%
Total...	**134**	**100.00%**

DEM - STATE REPRESENTATIVE - 95TH DIST

Greg Dietrich	6	3.24%
Stacy Erwin Oakes	69	37.30%
J. J. Horgan	2	1.08%
Joyce J. Seals	70	37.84%
Pamela Pugh Smith	38	20.54%
Write-In	0	0.00%
Total...	**185**	**100.00%**

DEM - STATE REPRESENTATIVE 95TH DIST PARTIAL TERM

Greg Dietrich	4	2.22%
Stacy Erwin Oakes	71	39.44%
J. J. Horgan	2	1.11%
Joyce J. Seals	64	35.56%
Pamela Pugh Smith	38	21.11%
Write-In	1	0.56%
Total...	**180**	**100.00%**

DEM - COUNTY COMMISSIONER DISTRICT 8

Carl E. Ruth	157	99.37%
Write-In	1	0.63%
Total...	**158**	**100.00%**

DEM - CITY OF SAGINAW PCT 6 DELEGATE - DEM

Write-In	**20**	**100.00%**
Total...	**20**	**100.00%**

10TH CIRCUIT COURT JUDGE NON-INCUMBENT

James Borchard	68	43.04%
Jim Howell	28	17.72%
Paul Purcell	59	37.34%
Write-In	3	1.90%
Total...	**158**	**100.00%**

County Proposal 1 Castle Museum

YES	139	76.80%
NO	42	23.20%
Total...	**181**	**100.00%**

County Proposal 2 Parks & Rec

YES	140	78.65%

City of Saginaw Precinct 6

County Proposal 2 Parks & Rec

NO	38	21.35%
Total...	**178**	**100.00%**

City of Saginaw Proposal 1

YES	139	76.37%
NO	43	23.63%
Total...	**182**	**100.00%**

City of Saginaw Proposal 2

YES	111	69.81%
NO	48	30.19%
Total...	**159**	**100.00%**

City of Saginaw Proposal 3

YES	81	56.25%
NO	63	43.75%
Total...	**144**	**100.00%**

City of Saginaw Proposal 4

YES	86	60.56%
NO	56	39.44%
Total...	**142**	**100.00%**

City of Saginaw Proposal 5

YES	81	59.56%
NO	55	40.44%
Total...	**136**	**100.00%**

City of Saginaw Proposal 6

YES	90	62.94%
NO	53	37.06%
Total...	**143**	**100.00%**

City of Saginaw Proposal 7

YES	128	79.01%
NO	34	20.99%
Total...	**162**	**100.00%**

City of Saginaw Precinct 7

Registration & Turnout

		2,051
Election Day Turnout	197	9.61%
AV Polling Turnout	24	1.17%
Election Day Manual Entry Turnout	0	0.00%
SPR Host Turnout	0	0.00%
Total...	**221**	**10.78%**

REP - GOVERNOR

Mike Bouchard	5	12.20%
Mike Cox	7	17.07%
Tom George	0	0.00%
Pete Hoekstra	12	29.27%
Rick Snyder	17	41.46%
Write-In	0	0.00%
Total...	**41**	**0.00%**

REP - US REPRESENTATIVE - 5TH DIST

John Kupiec	8	24.24%
Rick Wilson	25	75.76%
Write-In	0	0.00%
Total...	**33**	**0.00%**

REP - STATE SENATOR - 32ND DISTRICT

Gary L. Dunn	15	39.47%
Roger Kahn	23	60.53%
Write-In	0	0.00%
Total...	**38**	**0.00%**

REP - STATE REPRESENTATIVE - 95TH DIST

Sarge Harvey	18	54.55%
Joel I. Wilson	15	45.45%
Write-In	0	0.00%
Total...	**33**	**0.00%**

REP - STATE REPRESENTATIVE 95TH DIST PARTIAL TERM

Sarge Harvey	29	96.67%
Write-In	1	3.33%
Total...	**30**	**100.00%**

REP - COUNTY COMMISSIONER DISTRICT 8

Write-In	**5**	**100.00%**
Total...	**5**	**100.00%**

City of Saginaw Precinct 7

REP - CITY OF SAGINAW PCT 7 DELEGATE - REP

Write-In	**2**	**100.00%**
Total...	**2**	**100.00%**

DEM - GOVERNOR

Virg Bernero	105	65.22%
Andy Dillon	55	34.16%
Write-In	1	0.62%
Total...	**161**	**100.00%**

DEM - US REPRESENTATIVE - 5TH DIST

Dale Kildee	124	80.52%
Scott Withers	30	19.48%
Write-In	0	0.00%
Total...	**154**	**0.00%**

DEM - STATE SENATOR - 32ND DISTRICT

Debasish Mridha	121	97.58%
Write-In	3	2.42%
Total...	**124**	**100.00%**

DEM - STATE REPRESENTATIVE - 95TH DIST

Greg Dietrich	8	4.62%
Stacy Erwin Oakes	80	46.24%
J. J. Horgan	0	0.00%
Joyce J. Seals	58	33.53%
Pamela Pugh Smith	27	15.61%
Write-In	0	0.00%
Total...	**173**	**0.00%**

DEM - STATE REPRESENTATIVE 96TH DIST PARTIAL TERM

Greg Dietrich	7	4.14%
Stacy Erwin Oakes	85	50.30%
J. J. Horgan	0	0.00%
Joyce J. Seals	53	31.36%
Pamela Pugh Smith	24	14.20%
Write-In	0	0.00%
Total...	**169**	**0.00%**

DEM - COUNTY COMMISSIONER DISTRICT 8

Carl E. Ruth	145	99.32%
Write-In	1	0.68%
Total...	**146**	**100.00%**

DEM - CITY OF SAGINAW PCT 7 DELEGATE - DEM

Write-In	**20**	**100.00%**
Total...	**20**	**100.00%**

10TH CIRCUIT COURT JUDGE NON-INCUMBENT

James Borchard	95	53.37%
Jim Howell	30	16.85%
Paul Purcell	52	29.21%
Write-In	1	0.56%
Total...	**178**	**100.00%**

County Proposal 1 Castle Museum

YES	140	66.99%
NO	69	33.01%
Total...	**209**	**100.00%**

County Proposal 2 Parks & Rec

YES	**147**	73.50%
NO	53	26.50%
Total...	**200**	**100.00%**

City of Saginaw Proposal 1

YES	151	72.60%
NO	57	27.40%
Total...	**208**	**100.00%**

City of Saginaw Proposal 2

YES	125	66.84%
NO	62	33.16%
Total...	**187**	**100.00%**

City of Saginaw Proposal 3

YES	83	45.11%
NO	101	54.89%
Total...	**184**	**100.00%**

City of Saginaw Proposal 4

YES	82	44.81%
NO	101	55.19%
Total...	**183**	**100.00%**

City of Saginaw Precinct 7

City of Saginaw Proposal 5

YES	80	44.94%
NO	98	55.06%
Total...	**178**	**100.00%**

City of Saginaw Proposal 6

YES	105	58.01%
NO	76	41.99%
Total...	**181**	**100.00%**

City of Saginaw Proposal 7

YES	137	72.49%
NO	52	27.51%
Total...	**189**	**100.00%**

City of Saginaw Precinct 8

Registration & Turnout

2,621

Election Day Turnout	335	12.78%
AV Polling Turnout	104	3.97%
Election Day Manual Entry Turnout	0	0.00%
SPR Host Turnout	0	0.00%
Total...	**439**	**16.75%**

REP - GOVERNOR

Mike Bouchard	1	5.26%
Mike Cox	2	10.53%
Tom George	0	0.00%
Pete Hoekstra	5	26.32%
Rick Snyder	11	57.89%
Write-In	0	0.00%
Total...	**19**	**0.00%**

REP - US REPRESENTATIVE - 6TH DIST

John Kupiec	6	37.50%
Rick Wilson	10	62.50%
Write-In	0	0.00%
Total...	**16**	**0.00%**

REP - STATE SENATOR - 32ND DISTRICT

Gary L. Dunn	5	31.25%
Roger Kahn	11	68.75%
Write-In	0	0.00%
Total...	**16**	**0.00%**

REP - STATE REPRESENTATIVE - 95TH DIST

Sarge Harvey	8	53.33%
Joel I. Wilson	7	46.67%
Write-In	0	0.00%
Total...	**15**	**0.00%**

REP - STATE REPRESENTATIVE 95TH DIST PARTIAL TERM

Sarge Harvey	**15**	**100.00%**
Write-In	0	0.00%
Total...	**15**	**0.00%**

REP - COUNTY COMMISSIONER DISTRICT 6

Write-In	**2**	**100.00%**
Total...	**2**	**100.00%**

REP - CITY OF SAGINAW PCT 8 DELEGATE - REP

Write-In	**2**	**100.00%**
Total...	**2**	**100.00%**

DEM - GOVERNOR

Virg Bernero	281	73.18%
Andy Dillon	102	26.56%
Write-In	1	0.26%
Total...	**384**	**100.00%**

DEM - US REPRESENTATIVE - 6TH DIST

Dale Kildee	304	83.06%
Scott Withers	61	16.67%
Write-In	1	0.27%
Total...	**366**	**100.00%**

DEM - STATE SENATOR - 32ND DISTRICT

Debasish Mridha	297	98.67%
Write-In	4	1.33%
Total...	**301**	**100.00%**

DEM - STATE REPRESENTATIVE - 95TH DIST

Greg Dietrich	14	3.45%
Stacy Erwin Oakes	170	41.87%

City of Saginaw Precinct 8

DEM - STATE REPRESENTATIVE - 95TH DIST

J. J. Horgan	1	0.25%
Joyce J. Seals	94	23.15%
Pamela Pugh Smith	127	31.28%
Write-In	0	0.00%
Total...	**406**	**0.00%**

DEM - STATE REPRESENTATIVE 95TH DIST PARTIAL TERM

Greg Dietrich	16	4.00%
Stacy Erwin Oakes	160	40.00%
J. J. Horgan	1	0.25%
Joyce J. Seals	98	24.50%
Pamela Pugh Smith	124	31.00%
Write-In	1	0.25%
Total...	**400**	**100.00%**

DEM - COUNTY COMMISSIONER DISTRICT 6

Eddie Foxx	336	98.25%
Write-In	6	1.75%
Total...	**342**	**100.00%**

DEM - CITY OF SAGINAW PCT 8 DELEGATE - DEM

Jennie Culberson	192	52.75%
Johnnie Harris	165	45.33%
Write-In	7	1.92%
Total...	**364**	**100.00%**

10TH CIRCUIT COURT JUDGE NON-INCUMBENT

James Borchard	153	42.03%
Jim Howell	42	11.54%
Paul Purcell	168	46.15%
Write-In	1	0.27%
Total...	**364**	**100.00%**

County Proposal 1 Castle Museum

YES	271	70.03%
NO	116	29.97%
Total...	**387**	**100.00%**

County Proposal 2 Parks & Rec

YES	279	72.28%
NO	107	27.72%
Total...	**386**	**100.00%**

City of Saginaw Proposal 1

YES	279	70.99%
NO	114	29.01%
Total...	**393**	**100.00%**

City of Saginaw Proposal 2

YES	225	59.21%
NO	155	40.79%
Total...	**380**	**100.00%**

City of Saginaw Proposal 3

YES	195	54.32%
NO	164	45.68%
Total...	**359**	**100.00%**

City of Saginaw Proposal 4

YES	188	52.96%
NO	167	47.04%
Total...	**355**	**100.00%**

City of Saginaw Proposal 5

YES	169	49.56%
NO	172	50.44%
Total...	**341**	**100.00%**

City of Saginaw Proposal 6

YES	233	65.08%
NO	125	34.92%
Total...	**358**	**100.00%**

City of Saginaw Proposal 7

YES	298	76.80%
NO	90	23.20%
Total...	**388**	**100.00%**

City of Saginaw Precinct 9

Registration & Turnout

2,126

Election Day Turnout	162	7.62%
AV Polling Turnout	51	2.40%

City of Saginaw Precinct 9

Registration & Turnout			2,126
Election Day Manual Entry Turnout		0	0.00%
SPR Host Turnout		0	0.00%
	Total...	**213**	**10.02%**

REP - GOVERNOR

Mike Bouchard		5	21.74%
Mike Cox		9	39.13%
Tom George		0	0.00%
Pete Hoekstra		2	8.70%
Rick Snyder		7	30.43%
Write-In		0	0.00%
	Total...	**23**	**0.00%**

REP - US REPRESENTATIVE - 5TH DIST

John Kupiec		10	47.62%
Rick Wilson		11	52.38%
Write-In		0	0.00%
	Total...	**21**	**0.00%**

REP - STATE SENATOR - 32ND DISTRICT

Gary L. Dunn		6	26.09%
Roger Kahn		17	73.91%
Write-In		0	0.00%
	Total...	**23**	**0.00%**

REP - STATE REPRESENTATIVE - 95TH DIST

Sarge Harvey		14	70.00%
Joel I. Wilson		6	30.00%
Write-In		0	0.00%
	Total...	**20**	**0.00%**

REP - STATE REPRESENTATIVE 95TH DIST PARTIAL TERM

Sarge Harvey		13	92.86%
Write-In		1	7.14%
	Total...	**14**	**100.00%**

REP - COUNTY COMMISSIONER DISTRICT 9

Write-In		**4**	**100.00%**
	Total...	**4**	**100.00%**

REP - CITY OF SAGINAW PCT 9 DELEGATE - REP

Write-In		**2**	**100.00%**
	Total...	**2**	**100.00%**

DEM - GOVERNOR

Virg Bernero		111	66.47%
Andy Dillon		54	32.34%
Write-In		2	1.20%
	Total...	**167**	**100.00%**

DEM - US REPRESENTATIVE - 5TH DIST

Dale Kildee		140	83.83%
Scott Withers		25	14.97%
Write-In		2	1.20%
	Total...	**167**	**100.00%**

DEM - STATE SENATOR - 32ND DISTRICT

Debasish Mridha		129	96.99%
Write-In		4	3.01%
	Total...	**133**	**100.00%**

DEM - STATE REPRESENTATIVE - 95TH DIST

Greg Dietrich		7	3.93%
Stacy Erwin Oakes		72	40.45%
J. J. Horgan		1	0.56%
Joyce J. Seals		67	37.64%
Pamela Pugh Smith		31	17.42%
Write-In		0	0.00%
	Total...	**178**	**0.00%**

DEM - STATE REPRESENTATIVE 95TH DIST PARTIAL TERM

Greg Dietrich		10	5.68%
Stacy Erwin Oakes		69	39.20%
J. J. Horgan		1	0.57%
Joyce J. Seals		66	37.50%
Pamela Pugh Smith		30	17.05%
Write-In		0	0.00%
	Total...	**176**	**0.00%**

DEM - COUNTY COMMISSIONER DISTRICT 9

Michael J. Hanley		144	97.96%

City of Saginaw Precinct 9

DEM - COUNTY COMMISSIONER DISTRICT 9

Write-In	3	2.04%
Total...	**147**	**100.00%**

DEM - CITY OF SAGINAW PCT 9 DELEGATE - DEM

David Jiminez	83	56.08%
Abbie Maddox	62	41.89%
Write-In	3	2.03%
Total...	**148**	**100.00%**

10TH CIRCUIT COURT JUDGE NON-INCUMBENT

James Borchard	91	50.56%
Jim Howell	35	19.44%
Paul Purcell	54	30.00%
Write-In	0	0.00%
Total...	**180**	**0.00%**

County Proposal 1 Castle Museum

YES	135	72.58%
NO	51	27.42%
Total...	**186**	**100.00%**

County Proposal 2 Parks & Rec

YES	145	74.36%
NO	50	25.64%
Total...	**195**	**100.00%**

City of Saginaw Proposal 1

YES	144	74.23%
NO	50	25.77%
Total...	**194**	**100.00%**

City of Saginaw Proposal 2

YES	123	66.13%
NO	63	33.87%
Total...	**186**	**100.00%**

City of Saginaw Proposal 3

YES	82	47.13%
NO	92	52.87%
Total...	**174**	**100.00%**

City of Saginaw Proposal 4

YES	79	45.66%
NO	94	54.34%
Total...	**173**	**100.00%**

City of Saginaw Proposal 5

YES	89	52.35%
NO	81	47.65%
Total...	**170**	**100.00%**

City of Saginaw Proposal 6

YES	116	65.54%
NO	61	34.46%
Total...	**177**	**100.00%**

City of Saginaw Proposal 7

YES	142	74.74%
NO	48	25.26%
Total...	**190**	**100.00%**

City of Saginaw Precinct 10

Registration & Turnout

		1,612
Election Day Turnout	159	9.86%
AV Polling Turnout	23	1.43%
Election Day Manual Entry Turnout	0	0.00%
SPR Host Turnout	0	0.00%
Total...	**182**	**11.29%**

REP - GOVERNOR

Mike Bouchard	5	55.56%
Mike Cox	2	22.22%
Tom George	1	11.11%
Pete Hoekstra	1	11.11%
Rick Snyder	0	0.00%
Write-In	0	0.00%
Total...	**9**	**0.00%**

REP - US REPRESENTATIVE - 5TH DIST

John Kupiec	2	33.33%
Rick Wilson	4	66.67%

City of Saginaw Precinct 10

REP - US REPRESENTATIVE - 5TH DIST

Write-In	0	0.00%
Total...	**6**	**0.00%**

REP - STATE SENATOR - 32ND DISTRICT

Gary L. Dunn	3	50.00%
Roger Kahn	3	50.00%
Write-In	0	0.00%
Total...	**6**	**0.00%**

REP - STATE REPRESENTATIVE - 95TH DIST

Sarge Harvey	2	33.33%
Joel I. Wilson	4	66.67%
Write-In	0	0.00%
Total...	**6**	**0.00%**

REP - STATE REPRESENTATIVE 95TH DIST PARTIAL TERM

Sarge Harvey	**4**	**100.00%**
Write-In	0	0.00%
Total...	**4**	**0.00%**

REP - COUNTY COMMISSIONER DISTRICT 11

James M. Graham	**4**	**100.00%**
Write-In	0	0.00%
Total...	**4**	**0.00%**

REP - CITY OF SAGINAW PCT 10 DELEGATE - REP

Write-In	**2**	**100.00%**
Total...	**2**	**100.00%**

DEM - GOVERNOR

Virg Bernero	104	67.10%
Andy Dillon	51	32.90%
Write-In	0	0.00%
Total...	**155**	**0.00%**

DEM - US REPRESENTATIVE - 5TH DIST

Dale Kildee	113	75.84%
Scott Withers	36	24.16%
Write-In	0	0.00%
Total...	**149**	**0.00%**

DEM - STATE SENATOR - 32ND DISTRICT

Debasish Mridha	119	98.35%
Write-In	2	1.65%
Total...	**121**	**100.00%**

DEM - STATE REPRESENTATIVE - 95TH DIST

Greg Dietrich	0	0.00%
Stacy Erwin Oakes	74	44.58%
J. J. Horgan	3	1.81%
Joyce J. Seals	55	33.13%
Pamela Pugh Smith	34	20.48%
Write-In	0	0.00%
Total...	**166**	**0.00%**

DEM - STATE REPRESENTATIVE 95TH DIST PARTIAL TERM

Greg Dietrich	0	0.00%
Stacy Erwin Oakes	76	47.80%
J. J. Horgan	1	0.63%
Joyce J. Seals	51	32.08%
Pamela Pugh Smith	31	19.50%
Write-In	0	0.00%
Total...	**159**	**0.00%**

DEM - COUNTY COMMISSIONER DISTRICT 11

Frederick Douglas Ford	77	49.68%
Susan McInerney	12	7.74%
Dennis L. Morrison	66	42.58%
Write-In	0	0.00%
Total...	**155**	**0.00%**

DEM - CITY OF SAGINAW PCT 10 DELEGATE - DEM

Charles E. Taylor	96	95.05%
Write-In	5	4.95%
Total...	**101**	**100.00%**

10TH CIRCUIT COURT JUDGE NON-INCUMBENT

James Borchard	83	61.94%
Jim Howell	21	15.67%
Paul Purcell	30	22.39%
Write-In	0	0.00%
Total...	**134**	**0.00%**

City of Saginaw Precinct 10

County Proposal 1 Castle Museum

YES	104	66.24%
NO	53	33.76%
Total...	**157**	**100.00%**

County Proposal 2 Parks & Rec

YES	117	74.52%
NO	40	25.48%
Total...	**157**	**100.00%**

City of Saginaw Proposal 1

YES	113	70.63%
NO	47	29.38%
Total...	**160**	**100.00%**

City of Saginaw Proposal 2

YES	106	71.14%
NO	43	28.86%
Total...	**149**	**100.00%**

City of Saginaw Proposal 3

YES	77	54.61%
NO	64	45.39%
Total...	**141**	**100.00%**

City of Saginaw Proposal 4

YES	74	52.86%
NO	66	47.14%
Total...	**140**	**100.00%**

City of Saginaw Proposal 5

YES	71	51.45%
NO	67	48.55%
Total...	**138**	**100.00%**

City of Saginaw Proposal 6

YES	91	64.08%
NO	51	35.92%
Total...	**142**	**100.00%**

City of Saginaw Proposal 7

YES	122	80.79%
NO	29	19.21%
Total...	**151**	**100.00%**

City of Saginaw Precinct 11

Registration & Turnout

		1,745
Election Day Turnout	508	29.11%
AV Polling Turnout	121	6.93%
Election Day Manual Entry Turnout	0	0.00%
SPR Host Turnout	0	0.00%
Total...	**629**	**36.05%**

REP - GOVERNOR

Mike Bouchard	24	9.16%
Mike Cox	87	33.21%
Tom George	1	0.38%
Pete Hoekstra	36	13.74%
Rick Snyder	114	43.51%
Write-In	0	0.00%
Total...	**262**	**0.00%**

REP - US REPRESENTATIVE - 5TH DIST

John Kupiec	69	33.17%
Rick Wilson	138	66.35%
Write-In	1	0.48%
Total...	**208**	**100.00%**

REP - STATE SENATOR - 32ND DISTRICT

Gary L. Dunn	52	21.22%
Roger Kahn	193	78.78%
Write-In	0	0.00%
Total...	**245**	**0.00%**

REP - STATE REPRESENTATIVE - 95TH DIST

Sarge Harvey	125	56.31%
Joel I. Wilson	96	43.24%
Write-In	1	0.45%
Total...	**222**	**100.00%**

REP - STATE REPRESENTATIVE 95TH DIST PARTIAL TERM

Sarge Harvey	191	97.95%

City of Saginaw Precinct 11

REP - STATE REPRESENTATIVE 95TH DIST PARTIAL TERM

Write-In		4	2.05%
	Total...	**195**	**100.00%**

REP - COUNTY COMMISSIONER DISTRICT 10

John J. Milne		202	99.02%
Write-In		2	0.98%
	Total...	**204**	**100.00%**

REP - CITY OF SAGINAW PCT 11 DELEGATE - REP

David S. Simon		162	97.59%
Write-In		4	2.41%
	Total...	**166**	**100.00%**

DEM - GOVERNOR

Virg Bernero		212	66.04%
Andy Dillon		108	33.64%
Write-In		1	0.31%
	Total...	**321**	**100.00%**

DEM - US REPRESENTATIVE - 5TH DIST

Dale Kildee		244	80.79%
Scott Withers		56	18.54%
Write-In		2	0.66%
	Total...	**302**	**100.00%**

DEM - STATE SENATOR - 32ND DISTRICT

Debasish Mridha		236	98.33%
Write-In		4	1.67%
	Total...	**240**	**100.00%**

DEM - STATE REPRESENTATIVE - 95TH DIST

Greg Dietrich		101	31.66%
Stacy Erwin Oakes		88	27.59%
J. J. Horgan		5	1.57%
Joyce J. Seals		79	24.76%
Pamela Pugh Smith		46	14.42%
Write-In		0	0.00%
	Total...	**319**	**0.00%**

DEM - STATE REPRESENTATIVE 95TH DIST PARTIAL TERM

Greg Dietrich		99	31.43%
Stacy Erwin Oakes		81	25.71%
J. J. Horgan		7	2.22%
Joyce J. Seals		76	24.13%
Pamela Pugh Smith		52	16.51%
Write-In		0	0.00%
	Total...	**315**	**0.00%**

DEM - COUNTY COMMISSIONER DISTRICT 10

Bregitte Braddock		225	72.35%
Christine Noel Quaal		86	27.65%
Write-In		0	0.00%
	Total...	**311**	**0.00%**

DEM - CITY OF SAGINAW PCT 11 DELEGATE - DEM

Ruth Ann Knapp		185	61.06%
Lisa Mora-Jackson		116	38.28%
Write-In		2	0.66%
	Total...	**303**	**100.00%**

10TH CIRCUIT COURT JUDGE NON-INCUMBENT

James Borchard		258	47.78%
Jim Howell		139	25.74%
Paul Purcell		143	26.48%
Write-In		0	0.00%
	Total...	**540**	**0.00%**

County Proposal 1 Castle Museum

YES		437	71.76%
NO		172	28.24%
	Total...	**609**	**100.00%**

County Proposal 2 Parks & Rec

YES		447	74.25%
NO		155	25.75%
	Total...	**602**	**100.00%**

City of Saginaw Proposal 1

YES		496	81.18%
NO		115	18.82%
	Total...	**611**	**100.00%**

City of Saginaw Precinct 11

City of Saginaw Proposal 2

YES	380	64.19%
NO	212	35.81%
Total...	**592**	**100.00%**

City of Saginaw Proposal 3

YES	277	50.36%
NO	273	49.64%
Total...	**550**	**100.00%**

City of Saginaw Proposal 4

YES	251	46.40%
NO	290	53.60%
Total...	**541**	**100.00%**

City of Saginaw Proposal 5

YES	296	55.95%
NO	233	44.05%
Total...	**529**	**100.00%**

City of Saginaw Proposal 6

YES	316	57.88%
NO	230	42.12%
Total...	**546**	**100.00%**

City of Saginaw Proposal 7

YES	357	60.92%
NO	229	39.08%
Total...	**586**	**100.00%**

City of Saginaw Precinct 12

Registration & Turnout

		1,009
Election Day Turnout	239	23.69%
AV Polling Turnout	56	5.55%
Election Day Manual Entry Turnout	0	0.00%
SPR Host Turnout	0	0.00%
Total...	**295**	**29.24%**

REP - GOVERNOR

Mike Bouchard	11	8.15%
Mike Cox	59	43.70%
Tom George	0	0.00%
Pete Hoekstra	18	13.33%
Rick Snyder	45	33.33%
Write-In	2	1.48%
Total...	**135**	**100.00%**

REP - US REPRESENTATIVE - 5TH DIST

John Kupiec	47	42.73%
Rick Wilson	63	57.27%
Write-In	0	0.00%
Total...	**110**	**0.00%**

REP - STATE SENATOR - 32ND DISTRICT

Gary L. Dunn	33	27.05%
Roger Kahn	89	72.95%
Write-In	0	0.00%
Total...	**122**	**0.00%**

REP - STATE REPRESENTATIVE - 95TH DIST

Sarge Harvey	64	57.66%
Joel I. Wilson	46	41.44%
Write-In	1	0.90%
Total...	**111**	**100.00%**

REP - STATE REPRESENTATIVE 95TH DIST PARTIAL TERM

Sarge Harvey	95	96.94%
Write-In	3	3.06%
Total...	**98**	**100.00%**

REP - COUNTY COMMISSIONER DISTRICT 10

John J. Milne	91	97.85%
Write-In	2	2.15%
Total...	**93**	**100.00%**

REP - CITY OF SAGINAW PCT 12 DELEGATE - REP

Write-In	**6**	**100.00%**
Total...	**6**	**100.00%**

DEM - GOVERNOR

Virg Bernero	88	61.97%
Andy Dillon	53	37.32%

City of Saginaw Precinct 12

DEM - GOVERNOR

Write-In	1	0.70%
Total...	**142**	**100.00%**

DEM - US REPRESENTATIVE - 5TH DIST

Dale Kildee	113	81.29%
Scott Withers	26	18.71%
Write-In	0	0.00%
Total...	**139**	**0.00%**

DEM - STATE SENATOR - 32ND DISTRICT

Debasish Mridha	111	99.11%
Write-In	1	0.89%
Total...	**112**	**100.00%**

DEM - STATE REPRESENTATIVE - 95TH DIST

Greg Dietrich	48	32.88%
Stacy Erwin Oakes	32	21.92%
J. J. Horgan	2	1.37%
Joyce J. Seals	25	17.12%
Pamela Pugh Smith	39	26.71%
Write-In	0	0.00%
Total...	**146**	**0.00%**

DEM - STATE REPRESENTATIVE 95TH DIST PARTIAL TERM

Greg Dietrich	49	34.03%
Stacy Erwin Oakes	31	21.53%
J. J. Horgan	3	2.08%
Joyce J. Seals	24	16.67%
Pamela Pugh Smith	37	25.69%
Write-In	0	0.00%
Total...	**144**	**0.00%**

DEM - COUNTY COMMISSIONER DISTRICT 10

Bregitte Braddock	79	58.96%
Christine Noel Quaal	54	40.30%
Write-In	1	0.75%
Total...	**134**	**100.00%**

DEM - CITY OF SAGINAW PCT 12 DELEGATE - DEM

Tamara L. Wheatley	89	97.80%
Write-In	2	2.20%
Total...	**91**	**100.00%**

15TH CIRCUIT COURT JUDGE NON-INCUMBENT

James Borchard	140	54.05%
Jim Howell	70	27.03%
Paul Purcell	47	18.15%
Write-In	2	0.77%
Total...	**259**	**100.00%**

County Proposal 1 Castle Museum

YES	178	62.46%
NO	107	37.54%
Total...	**285**	**100.00%**

County Proposal 2 Parks & Rec

YES	194	68.07%
NO	91	31.93%
Total...	**285**	**100.00%**

City of Saginaw Proposal 1

YES	210	72.66%
NO	79	27.34%
Total...	**289**	**100.00%**

City of Saginaw Proposal 2

YES	163	59.71%
NO	110	40.29%
Total...	**273**	**100.00%**

City of Saginaw Proposal 3

YES	126	47.91%
NO	137	52.09%
Total...	**263**	**100.00%**

City of Saginaw Proposal 4

YES	127	49.22%
NO	131	50.78%
Total...	**258**	**100.00%**

City of Saginaw Proposal 5

YES	130	51.18%

City of Saginaw Precinct 12

City of Saginaw Proposal 5

NO	124	48.82%
Total...	254	100.00%

City of Saginaw Proposal 6

YES	151	57.20%
NO	113	42.80%
Total...	264	100.00%

City of Saginaw Proposal 7

YES	150	54.74%
NO	124	45.26%
Total...	274	100.00%

City of Saginaw Precinct 13

Registration & Turnout

2,209

Election Day Turnout	387	17.52%
AV Polling Turnout	64	2.90%
Election Day Manual Entry Turnout	0	0.00%
SPR Host Turnout	0	0.00%
Total...	451	20.42%

REP - GOVERNOR

Mike Bouchard	26	11.76%
Mike Cox	57	25.79%
Tom George	3	1.36%
Pete Hoekstra	35	15.84%
Rick Snyder	100	45.25%
Write-In	0	0.00%
Total...	221	0.00%

REP - US REPRESENTATIVE - 5TH DIST

John Kupiec	56	32.00%
Rick Wilson	118	67.43%
Write-In	1	0.57%
Total...	175	100.00%

REP - STATE SENATOR - 32ND DISTRICT

Gary L. Dunn	55	26.83%
Roger Kahn	149	72.68%
Write-In	1	0.49%
Total...	205	100.00%

REP - STATE REPRESENTATIVE - 95TH DIST

Sarge Harvey	106	56.99%
Joel I. Wilson	79	42.47%
Write-In	1	0.54%
Total...	186	100.00%

REP - STATE REPRESENTATIVE 95TH DIST PARTIAL TERM

Sarge Harvey	160	100.00%
Write-In	0	0.00%
Total...	160	0.00%

REP - COUNTY COMMISSIONER DISTRICT 10

John J. Milne	163	100.00%
Write-In	0	0.00%
Total...	163	0.00%

REP - CITY OF SAGINAW PCT 13 DELEGATE - REP

Dorothy Tanner	126	97.67%
Write-In	3	2.33%
Total...	129	100.00%

DEM - GOVERNOR

Virg Bernero	105	52.50%
Andy Dillon	94	47.00%
Write-In	1	0.50%
Total...	200	100.00%

DEM - US REPRESENTATIVE - 5TH DIST

Dale Kildee	162	81.00%
Scott Withers	36	18.00%
Write-In	2	1.00%
Total...	200	100.00%

DEM - STATE SENATOR - 32ND DISTRICT

Debasish Mridha	171	98.84%
Write-In	2	1.16%
Total...	173	100.00%

DEM - STATE REPRESENTATIVE - 95TH DIST

Greg Dietrich	85	42.08%

City of Saginaw Precinct 13

DEM - STATE REPRESENTATIVE - 95TH DIST

Stacy Erwin Oakes	36	17.82%
J. J. Horgan	4	1.98%
Joyce J. Seals	45	22.28%
Pamela Pugh Smith	32	15.84%
Write-In	0	0.00%
Total...	**202**	**0.00%**

DEM - STATE REPRESENTATIVE 95TH DIST PARTIAL TERM

Greg Dietrich	87	43.50%
Stacy Erwin Oakes	33	16.50%
J. J. Horgan	2	1.00%
Joyce J. Seals	46	23.00%
Pamela Pugh Smith	32	16.00%
Write-In	0	0.00%
Total...	**200**	**0.00%**

DEM - COUNTY COMMISSIONER DISTRICT 10

Bregitte Braddock	119	60.71%
Christine Noel Quaal	77	39.29%
Write-In	0	0.00%
Total...	**196**	**0.00%**

DEM - CITY OF SAGINAW PCT 13 DELEGATE - DEM

Willie Haynes	126	96.92%
Write-In	4	3.08%
Total...	**130**	**100.00%**

10TH CIRCUIT COURT JUDGE NON-INCUMBENT

James Borchard	200	54.05%
Jim Howell	102	27.57%
Paul Purcell	67	18.11%
Write-In	1	0.27%
Total...	**370**	**100.00%**

County Proposal 1 Castle Museum

YES	289	68.00%
NO	136	32.00%
Total...	**425**	**100.00%**

County Proposal 2 Parks & Rec

YES	298	70.95%
NO	122	29.05%
Total...	**420**	**100.00%**

City of Saginaw Proposal 1

YES	355	81.99%
NO	78	18.01%
Total...	**433**	**100.00%**

City of Saginaw Proposal 2

YES	282	71.76%
NO	111	28.24%
Total...	**393**	**100.00%**

City of Saginaw Proposal 3

YES	186	51.10%
NO	178	48.90%
Total...	**364**	**100.00%**

City of Saginaw Proposal 4

YES	180	50.00%
NO	180	50.00%
Total...	**360**	**100.00%**

City of Saginaw Proposal 5

YES	201	57.93%
NO	146	42.07%
Total...	**347**	**100.00%**

City of Saginaw Proposal 6

YES	214	58.15%
NO	154	41.85%
Total...	**368**	**100.00%**

City of Saginaw Proposal 7

YES	235	60.72%
NO	152	39.28%
Total...	**387**	**100.00%**

City of Saginaw Precinct 14

Registration & Turnout

		2,333
Election Day Turnout	245	10.50%

City of Saginaw Precinct 14

Registration & Turnout

			2,333
AV Polling Turnout		40	1.71%
Election Day Manual Entry Turnout		0	0.00%
SPR Host Turnout		0	0.00%
	Total...	**285**	**12.22%**

REP - GOVERNOR

Mike Bouchard		6	5.45%
Mike Cox		27	24.55%
Tom George		1	0.91%
Pete Hoekstra		22	20.00%
Rick Snyder		54	49.09%
Write-In		0	0.00%
	Total...	**110**	**0.00%**

REP - US REPRESENTATIVE - 8TH DIST

John Kupiec		26	27.66%
Rick Wilson		67	71.28%
Write-In		1	1.06%
	Total...	**94**	**100.00%**

REP - STATE SENATOR - 32ND DISTRICT

Gary L. Dunn		11	10.78%
Roger Kahn		91	89.22%
Write-In		0	0.00%
	Total...	**102**	**0.00%**

REP - STATE REPRESENTATIVE - 95TH DIST

Sarge Harvey		52	58.43%
Joel I. Wilson		37	41.57%
Write-In		0	0.00%
	Total...	**89**	**0.00%**

REP - STATE REPRESENTATIVE 95TH DIST PARTIAL TERM

Sarge Harvey		73	96.05%
Write-In		3	3.95%
	Total...	**76**	**100.00%**

REP - COUNTY COMMISSIONER DISTRICT 10

John J. Milne		77	95.06%
Write-In		4	4.94%
	Total...	**81**	**100.00%**

REP - CITY OF SAGINAW PCT 14 DELEGATE - REP

Rick Jekel		50	86.21%
Write-In		8	13.79%
	Total...	**58**	**100.00%**

DEM - GOVERNOR

Virg Bernero		90	63.83%
Andy Dillon		50	35.46%
Write-In		1	0.71%
	Total...	**141**	**100.00%**

DEM - US REPRESENTATIVE - 8TH DIST

Dale Kildee		112	76.19%
Scott Withers		35	23.81%
Write-In		0	0.00%
	Total...	**147**	**0.00%**

DEM - STATE SENATOR - 32ND DISTRICT

Debasish Mridha		122	99.19%
Write-In		1	0.81%
	Total...	**123**	**100.00%**

DEM - STATE REPRESENTATIVE - 95TH DIST

Greg Dietrich		43	27.56%
Stacy Erwin Oakes		50	32.05%
J. J. Horgan		2	1.28%
Joyce J. Seals		36	23.08%
Pamela Pugh Smith		25	16.03%
Write-In		0	0.00%
	Total...	**156**	**0.00%**

DEM - STATE REPRESENTATIVE 95TH DIST PARTIAL TERM

Greg Dietrich		40	26.49%
Stacy Erwin Oakes		44	29.14%
J. J. Horgan		1	0.66%
Joyce J. Seals		42	27.81%
Pamela Pugh Smith		24	15.89%
Write-In		0	0.00%
	Total...	**151**	**0.00%**

City of Saginaw Precinct 14

DEM - COUNTY COMMISSIONER DISTRICT 10

Bregitte Braddock	92	62.16%
Christine Noel Quaal	55	37.16%
Write-In	1	0.68%
Total...	**148**	**100.00%**

DEM - CITY OF SAGINAW PCT 14 DELEGATE - DEM

Write-In	**22**	**100.00%**
Total...	**22**	**100.00%**

10TH CIRCUIT COURT JUDGE NON-INCUMBENT

James Borchard	121	49.19%
Jim Howell	65	26.42%
Paul Purcell	59	23.98%
Write-In	1	0.41%
Total...	**246**	**100.00%**

County Proposal 1 Castle Museum

YES	191	73.18%
NO	70	26.82%
Total...	**261**	**100.00%**

County Proposal 2 Parks & Rec

YES	199	75.67%
NO	64	24.33%
Total...	**263**	**100.00%**

City of Saginaw Proposal 1

YES	209	78.57%
NO	57	21.43%
Total...	**266**	**100.00%**

City of Saginaw Proposal 2

YES	176	67.43%
NO	85	32.57%
Total...	**261**	**100.00%**

City of Saginaw Proposal 3

YES	122	50.21%
NO	121	49.79%
Total...	**243**	**100.00%**

City of Saginaw Proposal 4

YES	114	46.72%
NO	130	53.28%
Total...	**244**	**100.00%**

City of Saginaw Proposal 5

YES	127	54.27%
NO	107	45.73%
Total...	**234**	**100.00%**

City of Saginaw Proposal 6

YES	131	54.58%
NO	109	45.42%
Total...	**240**	**100.00%**

City of Saginaw Proposal 7

YES	164	63.32%
NO	95	36.68%
Total...	**259**	**100.00%**

City of Saginaw Precinct 15

Registration & Turnout

		2,532
Election Day Turnout	454	17.93%
AV Polling Turnout	87	3.44%
Election Day Manual Entry Turnout	0	0.00%
SPR Host Turnout	0	0.00%
Total...	**541**	**21.37%**

REP - GOVERNOR

Mike Bouchard	28	10.89%
Mike Cox	83	32.30%
Tom George	0	0.00%
Pete Hoekstra	51	19.84%
Rick Snyder	95	36.96%
Write-In	0	0.00%
Total...	**257**	**0.00%**

REP - US REPRESENTATIVE - 5TH DIST

John Kupiec	80	38.65%
Rick Wilson	125	60.39%

City of Saginaw Precinct 15

REP - US REPRESENTATIVE - 5TH DIST

Write-In		2	0.97%
	Total...	**207**	**100.00%**

REP - STATE SENATOR - 32ND DISTRICT

Gary L. Dunn		41	17.01%
Roger Kahn		197	81.74%
Write-In		3	1.24%
	Total...	**241**	**100.00%**

REP - STATE REPRESENTATIVE - 95TH DIST

Sarge Harvey		135	60.27%
Joel I. Wilson		86	38.39%
Write-In		3	1.34%
	Total...	**224**	**100.00%**

REP - STATE REPRESENTATIVE 95TH DIST PARTIAL TERM

Sarge Harvey		185	97.88%
Write-In		4	2.12%
	Total...	**189**	**100.00%**

REP - COUNTY COMMISSIONER DISTRICT 10

John J. Milne		185	96.86%
Write-In		6	3.14%
	Total...	**191**	**100.00%**

REP - CITY OF SAGINAW PCT 15 DELEGATE - REP

Write-In		**13**	**100.00%**
	Total...	**13**	**100.00%**

DEM - GOVERNOR

Virg Bernero		152	62.30%
Andy Dillon		91	37.30%
Write-In		1	0.41%
	Total...	**244**	**100.00%**

DEM - US REPRESENTATIVE - 5TH DIST

Dale Kildee		186	76.23%
Scott Withers		57	23.36%
Write-In		1	0.41%
	Total...	**244**	**100.00%**

DEM - STATE SENATOR - 32ND DISTRICT

Debasish Mridha		199	99.00%
Write-In		2	1.00%
	Total...	**201**	**100.00%**

DEM - STATE REPRESENTATIVE - 95TH DIST

Greg Dietrich		88	34.92%
Stacy Erwin Oakes		82	32.54%
J. J. Horgan		2	0.79%
Joyce J. Seals		57	22.62%
Pamela Pugh Smith		23	9.13%
Write-In		0	0.00%
	Total...	**252**	**0.00%**

DEM - STATE REPRESENTATIVE 95TH DIST PARTIAL TERM

Greg Dietrich		84	34.15%
Stacy Erwin Oakes		75	30.49%
J. J. Horgan		3	1.22%
Joyce J. Seals		61	24.80%
Pamela Pugh Smith		22	8.94%
Write-In		1	0.41%
	Total...	**246**	**100.00%**

DEM - COUNTY COMMISSIONER DISTRICT 10

Bregitte Braddock		150	63.56%
Christine Noel Quaal		85	36.02%
Write-In		1	0.42%
	Total...	**236**	**100.00%**

DEM - CITY OF SAGINAW PCT 15 DELEGATE - DEM

Ann Boensch		150	96.77%
Write-In		5	3.23%
	Total...	**155**	**100.00%**

10TH CIRCUIT COURT JUDGE NON-INCUMBENT

James Borchard		255	55.80%
Jim Howell		87	19.04%
Paul Purcell		113	24.73%
Write-In		2	0.44%
	Total...	**457**	**100.00%**

City of Saginaw Precinct 15

County Proposal 1 Castle Museum

YES		366	72.19%
NO		141	27.81%
	Total...	**507**	**100.00%**

County Proposal 2 Parks & Rec

YES		365	71.99%
NO		142	28.01%
	Total...	**507**	**100.00%**

City of Saginaw Proposal 1

YES		405	78.34%
NO		112	21.66%
	Total...	**517**	**100.00%**

City of Saginaw Proposal 2

YES		355	69.61%
NO		155	30.39%
	Total...	**510**	**100.00%**

City of Saginaw Proposal 3

YES		243	52.03%
NO		224	47.97%
	Total...	**467**	**100.00%**

City of Saginaw Proposal 4

YES		231	48.84%
NO		242	51.16%
	Total...	**473**	**100.00%**

City of Saginaw Proposal 5

YES		243	53.41%
NO		212	46.59%
	Total...	**455**	**100.00%**

City of Saginaw Proposal 6

YES		279	57.53%
NO		206	42.47%
	Total...	**485**	**100.00%**

City of Saginaw Proposal 7

YES		301	59.84%
NO		202	40.16%
	Total...	**503**	**100.00%**

City of Saginaw Precinct 16

Registration & Turnout

			2,737
Election Day Turnout		598	21.85%
AV Polling Turnout		121	4.42%
Election Day Manual Entry Turnout		0	0.00%
SPR Host Turnout		0	0.00%
	Total...	**719**	**26.27%**

REP - GOVERNOR

Mike Bouchard		38	10.67%
Mike Cox		113	31.74%
Tom George		5	1.40%
Pete Hoekstra		54	15.17%
Rick Snyder		146	41.01%
Write-In		0	0.00%
	Total...	**356**	**0.00%**

REP - US REPRESENTATIVE - 5TH DIST

John Kupiec		115	39.66%
Rick Wilson		173	59.66%
Write-In		2	0.69%
	Total...	**290**	**100.00%**

REP - STATE SENATOR - 32ND DISTRICT

Gary L. Dunn		78	23.15%
Roger Kahn		259	76.85%
Write-In		0	0.00%
	Total...	**337**	**0.00%**

REP - STATE REPRESENTATIVE - 95TH DIST

Sarge Harvey		182	60.07%
Joel I. Wilson		121	39.93%
Write-In		0	0.00%
	Total...	**303**	**0.00%**

REP - STATE REPRESENTATIVE 95TH DIST PARTIAL TERM

Sarge Harvey		241	98.37%

City of Saginaw Precinct 16

REP - STATE REPRESENTATIVE 95TH DIST PARTIAL TERM

Write-In	4	1.63%
Total...	245	100.00%

REP - COUNTY COMMISSIONER DISTRICT 9

Write-In	37	100.00%
Total...	37	100.00%

REP - CITY OF SAGINAW PCT 16 DELEGATE - REP

Kevin R. Spillane	201	98.05%
Write-In	4	1.95%
Total...	205	100.00%

DEM - GOVERNOR

Virg Bernero	199	65.46%
Andy Dillon	105	34.54%
Write-In	0	0.00%
Total...	304	0.00%

DEM - US REPRESENTATIVE - 8TH DIST

Dale Kildee	187	63.61%
Scott Withers	107	36.39%
Write-In	0	0.00%
Total...	294	0.00%

DEM - STATE SENATOR - 32ND DISTRICT

Debasish Mridha	246	99.19%
Write-In	2	0.81%
Total...	248	100.00%

DEM - STATE REPRESENTATIVE - 95TH DIST

Greg Dietrich	99	30.94%
Stacy Erwin Oakes	114	35.63%
J. J. Horgan	4	1.25%
Joyce J. Seals	75	23.44%
Pamela Pugh Smith	28	8.75%
Write-In	0	0.00%
Total...	320	0.00%

DEM - STATE REPRESENTATIVE 95TH DIST PARTIAL TERM

Greg Dietrich	91	29.26%
Stacy Erwin Oakes	110	35.37%
J. J. Horgan	6	1.93%
Joyce J. Seals	73	23.47%
Pamela Pugh Smith	30	9.65%
Write-In	1	0.32%
Total...	311	100.00%

DEM - COUNTY COMMISSIONER DISTRICT 9

Michael J. Hanley	284	99.30%
Write-In	2	0.70%
Total...	286	100.00%

DEM - CITY OF SAGINAW PCT 16 DELEGATE - DEM

Esther T. Harris	210	99.06%
Write-In	2	0.94%
Total...	212	100.00%

10TH CIRCUIT COURT JUDGE NON-INCUMBENT

James Borchard	262	43.38%
Jim Howell	165	27.32%
Paul Purcell	177	29.30%
Write-In	0	0.00%
Total...	604	0.00%

County Proposal 1 Castle Museum

YES	471	69.06%
NO	211	30.94%
Total...	682	100.00%

County Proposal 2 Parks & Rec

YES	465	68.38%
NO	215	31.62%
Total...	680	100.00%

City of Saginaw Proposal 1

YES	539	78.00%
NO	152	22.00%
Total...	691	100.00%

City of Saginaw Proposal 2

YES	448	67.07%
NO	220	32.93%
Total...	668	100.00%

City of Saginaw Precinct 16

City of Saginaw Proposal 3

YES	295	47.43%
NO	327	52.57%
Total...	**622**	**100.00%**

City of Saginaw Proposal 4

YES	273	44.03%
NO	347	55.97%
Total...	**620**	**100.00%**

City of Saginaw Proposal 5

YES	331	54.89%
NO	272	45.11%
Total...	**603**	**100.00%**

City of Saginaw Proposal 6

YES	356	56.33%
NO	276	43.67%
Total...	**632**	**100.00%**

City of Saginaw Proposal 7

YES	352	53.09%
NO	311	46.91%
Total...	**663**	**100.00%**

City of Saginaw Precinct 17

Registration & Turnout

		1,643
Election Day Turnout	444	27.02%
AV Polling Turnout	75	4.56%
Election Day Manual Entry Turnout	0	0.00%
SPR Host Turnout	0	0.00%
Total...	**519**	**31.59%**

REP - GOVERNOR

Mike Bouchard	32	12.60%
Mike Cox	68	26.77%
Tom George	4	1.57%
Pete Hoekstra	45	17.72%
Rick Snyder	105	41.34%
Write-In	0	0.00%
Total...	**254**	**0.00%**

REP - US REPRESENTATIVE - 5TH DIST

John Kupiec	63	33.16%
Rick Wilson	127	66.84%
Write-In	0	0.00%
Total...	**190**	**0.00%**

REP - STATE SENATOR - 32ND DISTRICT

Gary L. Dunn	45	19.74%
Roger Kahn	183	80.26%
Write-In	0	0.00%
Total...	**228**	**0.00%**

REP - STATE REPRESENTATIVE - 95TH DIST

Sarge Harvey	122	61.62%
Joel I. Wilson	76	38.38%
Write-In	0	0.00%
Total...	**198**	**0.00%**

REP - STATE REPRESENTATIVE 95TH DIST PARTIAL TERM

Sarge Harvey	155	99.36%
Write-In	1	0.64%
Total...	**156**	**100.00%**

REP - COUNTY COMMISSIONER DISTRICT 9

Write-In	**11**	**100.00%**
Total...	**11**	**100.00%**

REP - CITY OF SAGINAW PCT 17 DELEGATE - REP

Write-In	**11**	**100.00%**
Total...	**11**	**100.00%**

DEM - GOVERNOR

Virg Bernero	128	58.99%
Andy Dillon	89	41.01%
Write-In	0	0.00%
Total...	**217**	**0.00%**

DEM - US REPRESENTATIVE - 5TH DIST

Dale Kildee	171	83.01%
Scott Withers	34	16.50%

City of Saginaw Precinct 17

DEM - US REPRESENTATIVE - 5TH DIST

Write-In	1	0.49%
Total...	**206**	**100.00%**

DEM - STATE SENATOR - 32ND DISTRICT

Debasish Mridha	**157**	**100.00%**
Write-In	0	0.00%
Total...	**157**	**0.00%**

DEM - STATE REPRESENTATIVE - 95TH DIST

Greg Dietrich	77	35.00%
Stacy Erwin Oakes	51	23.18%
J. J. Horgan	2	0.91%
Joyce J. Seals	66	30.00%
Pamela Pugh Smith	24	10.91%
Write-In	0	0.00%
Total...	**220**	**0.00%**

DEM - STATE REPRESENTATIVE 95TH DIST PARTIAL TERM

Greg Dietrich	72	33.49%
Stacy Erwin Oakes	47	21.86%
J. J. Horgan	6	2.79%
Joyce J. Seals	65	30.23%
Pamela Pugh Smith	25	11.63%
Write-In	0	0.00%
Total...	**215**	**0.00%**

DEM - COUNTY COMMISSIONER DISTRICT 9

Michael J. Hanley	**191**	**100.00%**
Write-In	0	0.00%
Total...	**191**	**0.00%**

DEM - CITY OF SAGINAW PCT 17 DELEGATE - DEM

Todd Hare	104	43.51%
Louis M. Rocha	74	30.96%
Jerry Ulrey	28	11.72%
Robert White	33	13.81%
Write-In	0	0.00%
Total...	**239**	**0.00%**

107TH CIRCUIT COURT JUDGE NON-INCUMBENT

James Borchard	227	50.22%
Jim Howell	92	20.35%
Paul Purcell	133	29.42%
Write-In	0	0.00%
Total...	**452**	**0.00%**

County Proposal 1 Castle Museum

YES	381	76.97%
NO	114	23.03%
Total...	**495**	**100.00%**

County Proposal 2 Parks & Rec

YES	379	75.95%
NO	120	24.05%
Total...	**499**	**100.00%**

City of Saginaw Proposal 1

YES	413	82.27%
NO	89	17.73%
Total...	**502**	**100.00%**

City of Saginaw Proposal 2

YES	357	73.46%
NO	129	26.54%
Total...	**486**	**100.00%**

City of Saginaw Proposal 3

YES	244	54.46%
NO	204	45.54%
Total...	**448**	**100.00%**

City of Saginaw Proposal 4

YES	231	51.22%
NO	220	48.78%
Total...	**451**	**100.00%**

City of Saginaw Proposal 5

YES	265	61.20%
NO	168	38.80%
Total...	**433**	**100.00%**

City of Saginaw Proposal 6

YES	278	60.57%

City of Saginaw Precinct 17

City of Saginaw Proposal 6

NO	181	39.43%
Total...	**459**	**100.00%**

City of Saginaw Proposal 7

YES	282	58.75%
NO	198	41.25%
Total...	**480**	**100.00%**

City of Saginaw Precinct 18A

Registration & Turnout

1,363

Election Day Turnout	250	18.34%
AV Polling Turnout	20	1.47%
Election Day Manual Entry Turnout	0	0.00%
SPR Host Turnout	0	0.00%
Total...	**270**	**19.81%**

REP - GOVERNOR

Mike Bouchard	10	8.13%
Mike Cox	43	34.96%
Tom George	0	0.00%
Pete Hoekstra	20	16.26%
Rick Snyder	50	40.65%
Write-In	0	0.00%
Total...	**123**	**0.00%**

REP - US REPRESENTATIVE - 5TH DIST

John Kupiec	44	49.44%
Rick Wilson	45	50.56%
Write-In	0	0.00%
Total...	**89**	**0.00%**

REP - STATE SENATOR - 32ND DISTRICT

Gary L. Dunn	27	24.77%
Roger Kahn	82	75.23%
Write-In	0	0.00%
Total...	**109**	**0.00%**

REP - STATE REPRESENTATIVE - 95TH DIST

Sarge Harvey	61	59.80%
Joel I. Wilson	41	40.20%
Write-In	0	0.00%
Total...	**102**	**0.00%**

REP - STATE REPRESENTATIVE 95TH DIST PARTIAL TERM

Sarge Harvey	82	100.00%
Write-In	0	0.00%
Total...	**82**	**0.00%**

REP - COUNTY COMMISSIONER DISTRICT 9

Write-In	7	100.00%
Total...	**7**	**100.00%**

REP - CITY OF SAGINAW PCT 18A DELEGATE - REP

Write-In	8	100.00%
Total...	**8**	**100.00%**

DEM - GOVERNOR

Virg Bernero	83	62.41%
Andy Dillon	50	37.59%
Write-In	0	0.00%
Total...	**133**	**0.00%**

DEM - US REPRESENTATIVE - 5TH DIST

Dale Kildee	100	79.37%
Scott Withers	26	20.63%
Write-In	0	0.00%
Total...	**126**	**0.00%**

DEM - STATE SENATOR - 32ND DISTRICT

Debasish Mridha	110	99.10%
Write-In	1	0.90%
Total...	**111**	**100.00%**

DEM - STATE REPRESENTATIVE - 95TH DIST

Greg Dietrich	59	45.74%
Stacy Erwin Oakes	24	18.60%
J. J. Horgan	0	0.00%
Joyce J. Seals	33	25.58%
Pamela Pugh Smith	13	10.08%
Write-In	0	0.00%
Total...	**129**	**0.00%**

City of Saginaw Precinct 18A

DEM - STATE REPRESENTATIVE 95TH DIST PARTIAL TERM

Greg Dietrich	56	45.53%
Stacy Erwin Oakes	23	18.70%
J. J. Horgan	1	0.81%
Joyce J. Seals	28	22.76%
Pamela Pugh Smith	15	12.20%
Write-In	0	0.00%
Total...	**123**	**0.00%**

DEM - COUNTY COMMISSIONER DISTRICT 9

Michael J. Hanley	123	99.19%
Write-In	1	0.81%
Total...	**124**	**100.00%**

DEM - CITY OF SAGINAW PCT 18A DELEGATE - DEM

Ronald G. Denner	52	44.83%
Armando B. Falcon	63	54.31%
Write-In	1	0.86%
Total...	**116**	**100.00%**

10TH CIRCUIT COURT JUDGE NON-INCUMBENT

James Borchard	102	45.95%
Jim Howell	55	24.77%
Paul Purcell	65	29.28%
Write-In	0	0.00%
Total...	**222**	**0.00%**

County Proposal 1 Castle Museum

YES	196	76.86%
NO	59	23.14%
Total...	**255**	**100.00%**

County Proposal 2 Parks & Rec

YES	191	74.90%
NO	64	25.10%
Total...	**255**	**100.00%**

City of Saginaw Proposal 1

YES	214	82.95%
NO	44	17.05%
Total...	**258**	**100.00%**

City of Saginaw Proposal 2

YES	182	78.79%
NO	49	21.21%
Total...	**231**	**100.00%**

City of Saginaw Proposal 3

YES	116	54.72%
NO	96	45.28%
Total...	**212**	**100.00%**

City of Saginaw Proposal 4

YES	116	53.46%
NO	101	46.54%
Total...	**217**	**100.00%**

City of Saginaw Proposal 5

YES	130	63.41%
NO	75	36.59%
Total...	**205**	**100.00%**

City of Saginaw Proposal 6

YES	146	65.77%
NO	76	34.23%
Total...	**222**	**100.00%**

City of Saginaw Proposal 7

YES	163	69.36%
NO	72	30.64%
Total...	**235**	**100.00%**

City of Saginaw Precinct 18B

Registration & Turnout

		1,213
Election Day Turnout	137	11.29%
AV Polling Turnout	22	1.81%
Election Day Manual Entry Turnout	0	0.00%
SPR Host Turnout	0	0.00%
Total...	**159**	**13.11%**

REP - GOVERNOR

Mike Bouchard	10	13.16%
Mike Cox	21	27.63%

City of Saginaw Precinct 18B

REP - GOVERNOR

Tom George		2	2.63%
Pete Hoekstra		10	13.16%
Rick Snyder		33	43.42%
Write-In		0	0.00%
	Total...	**76**	**0.00%**

REP - US REPRESENTATIVE - 5TH DIST

John Kupiec		26	39.39%
Rick Wilson		39	59.09%
Write-In		1	1.52%
	Total...	**66**	**100.00%**

REP - STATE SENATOR - 32ND DISTRICT

Gary L. Dunn		13	19.12%
Roger Kahn		53	77.94%
Write-In		2	2.94%
	Total...	**68**	**100.00%**

REP - STATE REPRESENTATIVE - 95TH DIST

Sarge Harvey		33	50.00%
Joel I. Wilson		31	46.97%
Write-In		2	3.03%
	Total...	**66**	**100.00%**

REP - STATE REPRESENTATIVE 95TH DIST PARTIAL TERM

Sarge Harvey		54	98.18%
Write-In		1	1.82%
	Total...	**55**	**100.00%**

REP - COUNTY COMMISSIONER DISTRICT 9

Write-In		**14**	**100.00%**
	Total...	**14**	**100.00%**

REP - CITY OF SAGINAW PCT 18B DELEGATE - REP

Kelly A. Nelson		45	97.83%
Write-In		1	2.17%
	Total...	**46**	**100.00%**

DEM - GOVERNOR

Virg Bernero		49	68.06%
Andy Dillon		21	29.17%
Write-In		2	2.78%
	Total...	**72**	**100.00%**

DEM - US REPRESENTATIVE - 5TH DIST

Dale Kildee		59	84.29%
Scott Withers		11	15.71%
Write-In		0	0.00%
	Total...	**70**	**0.00%**

DEM - STATE SENATOR - 32ND DISTRICT

Debasish Mridha		60	96.77%
Write-In		2	3.23%
	Total...	**62**	**100.00%**

DEM - STATE REPRESENTATIVE - 95TH DIST

Greg Dietrich		25	34.72%
Stacy Erwin Oakes		17	23.61%
J. J. Horgan		1	1.39%
Joyce J. Seals		14	19.44%
Pamela Pugh Smith		15	20.83%
Write-In		0	0.00%
	Total...	**72**	**0.00%**

DEM - STATE REPRESENTATIVE 95TH DIST PARTIAL TERM

Greg Dietrich		22	30.99%
Stacy Erwin Oakes		21	29.58%
J. J. Horgan		0	0.00%
Joyce J. Seals		12	16.90%
Pamela Pugh Smith		16	22.54%
Write-In		0	0.00%
	Total...	**71**	**0.00%**

DEM - COUNTY COMMISSIONER DISTRICT 9

Michael J. Hanley		**68**	**100.00%**
Write-In		0	0.00%
	Total...	**68**	**0.00%**

DEM - CITY OF SAGINAW PCT 18B DELEGATE - DEM

Arlene Colby Maul		53	98.15%
Write-In		1	1.85%
	Total...	**54**	**100.00%**

City of Saginaw Precinct 18B

10TH CIRCUIT COURT JUDGE NON-INCUMBENT

James Borchard	69	51.11%
Jim Howell	45	33.33%
Paul Purcell	20	14.81%
Write-In	1	0.74%
Total...	**135**	**100.00%**

County Proposal 1 Castle Museum

YES	109	72.67%
NO	41	27.33%
Total...	**150**	**100.00%**

County Proposal 2 Parks & Rec

YES	105	71.92%
NO	41	28.08%
Total...	**146**	**100.00%**

City of Saginaw Proposal 1

YES	126	83.44%
NO	25	16.56%
Total...	**151**	**100.00%**

City of Saginaw Proposal 2

YES	107	72.79%
NO	40	27.21%
Total...	**147**	**100.00%**

City of Saginaw Proposal 3

YES	82	57.75%
NO	60	42.25%
Total...	**142**	**100.00%**

City of Saginaw Proposal 4

YES	72	51.06%
NO	69	48.94%
Total...	**141**	**100.00%**

City of Saginaw Proposal 5

YES	83	61.94%
NO	51	38.06%
Total...	**134**	**100.00%**

City of Saginaw Proposal 6

YES	90	63.38%
NO	52	36.62%
Total...	**142**	**100.00%**

City of Saginaw Proposal 7

YES	94	63.51%
NO	54	36.49%
Total...	**148**	**100.00%**

City of Saginaw Precinct 19

Registration & Turnout

		2,345
Election Day Turnout	474	20.21%
AV Polling Turnout	106	4.52%
Election Day Manual Entry Turnout	1	0.04%
SPR Host Turnout	0	0.00%
Total...	**581**	**24.78%**

REP - GOVERNOR

Mike Bouchard	36	13.04%
Mike Cox	75	27.17%
Tom George	2	0.72%
Pete Hoekstra	40	14.49%
Rick Snyder	123	44.57%
Write-In	0	0.00%
Total...	**276**	**100.00%**

REP - US REPRESENTATIVE - 5TH DIST

John Kupiec	104	49.06%
Rick Wilson	108	50.94%
Write-In	0	0.00%
Total...	**212**	**100.00%**

REP - STATE SENATOR - 32ND DISTRICT

Gary L. Dunn	52	20.16%
Roger Kahn	206	79.84%
Write-In	0	0.00%
Total...	**258**	**100.00%**

REP - STATE REPRESENTATIVE - 98TH DIST

Sarge Harvey	155	65.68%

City of Saginaw Precinct 19

REP - STATE REPRESENTATIVE - 95TH DIST

Joel I. Wilson	80	33.90%
Write-In	1	0.42%
Total...	**236**	**100.00%**

REP - STATE REPRESENTATIVE 95TH DIST PARTIAL TERM

Sarge Harvey	215	99.08%
Write-In	2	0.92%
Total...	**217**	**100.00%**

REP - COUNTY COMMISSIONER DISTRICT 11

James M. Graham	212	99.07%
Write-In	2	0.93%
Total...	**214**	**100.00%**

REP - CITY OF SAGINAW PCT 19 DELEGATE - REP

Annette M. Gavit	121	34.38%
John A. Gavit	123	34.94%
O. R. Geeting	105	29.83%
Write-In	3	0.85%
Total...	**352**	**100.00%**

DEM - GOVERNOR

Virg Bernero	166	64.34%
Andy Dillon	91	35.27%
Write-In	1	0.39%
Total...	**258**	**100.00%**

DEM - US REPRESENTATIVE - 5TH DIST

Dale Kildee	184	74.49%
Scott Withers	62	25.10%
Write-In	1	0.40%
Total...	**247**	**100.00%**

DEM - STATE SENATOR - 32ND DISTRICT

Debasish Mridha	196	98.49%
Write-In	3	1.51%
Total...	**199**	**100.00%**

DEM - STATE REPRESENTATIVE - 95TH DIST

Greg Dietrich	99	38.37%
Stacy Erwin Oakes	64	24.81%
J. J. Horgan	4	1.55%
Joyce J. Seals	62	24.03%
Pamela Pugh Smith	28	10.85%
Write-In	1	0.39%
Total...	**258**	**100.00%**

DEM - STATE REPRESENTATIVE 95TH DIST PARTIAL TERM

Greg Dietrich	90	35.86%
Stacy Erwin Oakes	64	25.50%
J. J. Horgan	8	3.19%
Joyce J. Seals	57	22.71%
Pamela Pugh Smith	31	12.35%
Write-In	1	0.40%
Total...	**251**	**100.00%**

DEM - COUNTY COMMISSIONER DISTRICT 11

Frederick Douglas Ford	68	27.64%
Susan McInerney	110	44.72%
Dennis L. Morrison	67	27.24%
Write-In	1	0.41%
Total...	**246**	**100.00%**

DEM - CITY OF SAGINAW PCT 19 DELEGATE - DEM

Frederick Douglas Ford	124	44.93%
Bob Hanley	149	53.99%
Write-In	3	1.09%
Total...	**276**	**100.00%**

10TH CIRCUIT COURT JUDGE NON-INCUMBENT

James Borchard	215	45.07%
Jim Howell	137	28.72%
Paul Purcell	123	25.79%
Write-In	2	0.42%
Total...	**477**	**100.00%**

County Proposal 1 Castle Museum

YES	363	66.24%
NO	185	33.76%
Total...	**548**	**100.00%**

City of Saginaw Precinct 19

County Proposal 2 Parks & Rec

YES	354	65.07%
NO	190	34.93%
Total...	**544**	**100.00%**

City of Saginaw Proposal 1

YES	397	71.79%
NO	156	28.21%
Total...	**553**	**100.00%**

City of Saginaw Proposal 2

YES	330	60.00%
NO	220	40.00%
Total...	**550**	**100.00%**

City of Saginaw Proposal 3

YES	239	45.52%
NO	286	54.48%
Total...	**525**	**100.00%**

City of Saginaw Proposal 4

YES	232	44.70%
NO	287	55.30%
Total...	**519**	**100.00%**

City of Saginaw Proposal 5

YES	252	50.20%
NO	250	49.80%
Total...	**502**	**100.00%**

City of Saginaw Proposal 6

YES	286	54.68%
NO	237	45.32%
Total...	**523**	**100.00%**

City of Saginaw Proposal 7

YES	300	54.25%
NO	253	45.75%
Total...	**553**	**100.00%**

City of Saginaw Precinct 20

Registration & Turnout

		2,195
Election Day Turnout	316	14.40%
AV Polling Turnout	41	1.87%
Election Day Manual Entry Turnout	0	0.00%
SPR Host Turnout	0	0.00%
Total...	**357**	**16.26%**

REP - GOVERNOR

Mike Bouchard	12	8.57%
Mike Cox	49	35.00%
Tom George	1	0.71%
Pete Hoekstra	15	10.71%
Rick Snyder	63	45.00%
Write-In	0	0.00%
Total...	**140**	**0.00%**

REP - US REPRESENTATIVE - 8TH DIST

John Kupiec	33	28.45%
Rick Wilson	83	71.55%
Write-In	0	0.00%
Total...	**116**	**0.00%**

REP - STATE SENATOR - 32ND DISTRICT

Gary L. Dunn	33	24.44%
Roger Kahn	101	74.81%
Write-In	1	0.74%
Total...	**135**	**100.00%**

REP - STATE REPRESENTATIVE - 95TH DIST

Sarge Harvey	77	63.11%
Joel I. Wilson	44	36.07%
Write-In	1	0.82%
Total...	**122**	**100.00%**

REP - STATE REPRESENTATIVE 95TH DIST PARTIAL TERM

Sarge Harvey	103	98.10%
Write-In	2	1.90%
Total...	**105**	**100.00%**

REP - COUNTY COMMISSIONER DISTRICT 11

James M. Graham	107	97.27%

City of Saginaw Precinct 20

REP - COUNTY COMMISSIONER DISTRICT 11

Write-In	3	2.73%
Total...	**110**	**100.00%**

REP - CITY OF SAGINAW PCT 20 DELEGATE - REP

Write-In	**15**	**100.00%**
Total...	**15**	**100.00%**

DEM - GOVERNOR

Virg Bernero	125	66.14%
Andy Dillon	63	33.33%
Write-In	1	0.53%
Total...	**189**	**100.00%**

DEM - US REPRESENTATIVE - 5TH DIST

Dale Kildee	142	77.60%
Scott Withers	39	21.31%
Write-In	2	1.09%
Total...	**183**	**100.00%**

DEM - STATE SENATOR - 32ND DISTRICT

Debasish Mridha	148	96.10%
Write-In	6	3.90%
Total...	**154**	**100.00%**

DEM - STATE REPRESENTATIVE - 95TH DIST

Greg Dietrich	50	25.51%
Stacy Erwin Oakes	77	39.29%
J. J. Horgan	2	1.02%
Joyce J. Seals	49	25.00%
Pamela Pugh Smith	17	8.67%
Write-In	1	0.51%
Total...	**196**	**100.00%**

DEM - STATE REPRESENTATIVE 96TH DIST PARTIAL TERM

Greg Dietrich	43	22.75%
Stacy Erwin Oakes	78	41.27%
J. J. Horgan	3	1.59%
Joyce J. Seals	42	22.22%
Pamela Pugh Smith	22	11.64%
Write-In	1	0.53%
Total...	**189**	**100.00%**

DEM - COUNTY COMMISSIONER DISTRICT 11

Frederick Douglas Ford	68	35.79%
Susan McInerney	65	34.21%
Dennis L. Morrison	55	28.95%
Write-In	2	1.05%
Total...	**190**	**100.00%**

DEM - CITY OF SAGINAW PCT 20 DELEGATE - DEM

Dennis L. Morrison	123	91.11%
Write-In	12	8.89%
Total...	**135**	**100.00%**

10TH CIRCUIT COURT JUDGE NON-INCUMBENT

James Borchard	160	54.05%
Jim Howell	68	22.97%
Paul Purcell	64	21.62%
Write-In	4	1.35%
Total...	**296**	**100.00%**

County Proposal 1 Castle Museum

YES	192	57.49%
NO	142	42.51%
Total...	**334**	**100.00%**

County Proposal 2 Parks & Rec

YES	200	60.06%
NO	133	39.94%
Total...	**333**	**100.00%**

City of Saginaw Proposal 1

YES	225	66.77%
NO	112	33.23%
Total...	**337**	**100.00%**

City of Saginaw Proposal 2

YES	183	57.19%
NO	137	42.81%
Total...	**320**	**100.00%**

City of Saginaw Proposal 3

YES	132	44.00%

City of Saginaw Precinct 20

City of Saginaw Proposal 3

NO		168	56.00%
	Total...	300	100.00%

City of Saginaw Proposal 4

YES		133	44.93%
NO		163	55.07%
	Total...	296	100.00%

City of Saginaw Proposal 5

YES		123	42.12%
NO		169	57.88%
	Total...	292	100.00%

City of Saginaw Proposal 6

YES		172	56.95%
NO		130	43.05%
	Total...	302	100.00%

City of Saginaw Proposal 7

YES		167	52.02%
NO		154	47.98%
	Total...	321	100.00%

City of Zilwaukee Precinct 1

Registration & Turnout

			1,259
Election Day Turnout		0	0.00%
AV Polling Turnout		0	0.00%
Election Day Manual Entry Turnout		0	0.00%
SPR Host Turnout		289	22.95%
	Total...	289	22.95%

REP - GOVERNOR

Mike Bouchard		12	6.52%
Mike Cox		57	30.98%
Tom George		4	2.17%
Pete Hoekstra		39	21.20%
Rick Snyder		72	39.13%
Write-In		0	0.00%
	Total...	184	0.00%

REP - US REPRESENTATIVE - 4TH DIST

Dave Camp		34	100.00%
Write-In		0	0.00%
	Total...	34	0.00%

REP - US REPRESENTATIVE - 5TH DIST

John Kupiec		56	51.85%
Rick Wilson		51	47.22%
Write-In		1	0.93%
	Total...	108	100.00%

REP - STATE SENATOR - 32ND DISTRICT

Gary L. Dunn		42	24.85%
Roger Kahn		127	75.15%
Write-In		0	0.00%
	Total...	169	0.00%

REP - STATE REPRESENTATIVE - 96TH DIST

Jim Stamas		144	99.31%
Write-In		1	0.69%
	Total...	145	100.00%

REP - COUNTY COMMISSIONER DISTRICT 15

Thomas Roy		131	100.00%
Write-In		0	0.00%
	Total...	131	0.00%

REP - CITY OF ZILWAUKEE PCT 1A DELEGATE REP

Write-In		4	100.00%
	Total...	4	100.00%

REP - CITY OF ZILWAUKEE PCT 1B DELEGATE REP

Write-In		3	100.00%
	Total...	3	100.00%

DEM - GOVERNOR

Virg Bernero		79	79.00%
Andy Dillon		21	21.00%
Write-In		0	0.00%
	Total...	100	0.00%

DEM - US REPRESENTATIVE - 4TH DIST

Jerry M. Campbell		8	100.00%

City of Zilwaukee Precinct 1

DEM - US REPRESENTATIVE - 4TH DIST

Write-In		0	0.00%
	Total...	8	0.00%

DEM - US REPRESENTATIVE - 5TH DIST

Dale Kildee		61	71.76%
Scott Withers		24	28.24%
Write-In		0	0.00%
	Total...	85	0.00%

DEM - STATE SENATOR - 32ND DISTRICT

Debasish Mridha		**75**	**100.00%**
Write-In		0	0.00%
	Total...	75	0.00%

DEM - STATE REPRESENTATIVE - 96TH DIST

Write-In		**14**	**100.00%**
	Total...	14	100.00%

DEM - COUNTY COMMISSIONER DISTRICT 15

Tim Novak		**90**	**100.00%**
Write-In		0	0.00%
	Total...	90	0.00%

DEM - CITY OF ZILWAUKEE PCT 1A DELEGATE DEM

Write-In		0	0.00%
	Total...	0	0.00%

DEM - CITY OF ZILWAUKEE PCT 1B DELEGATE DEM

Write-In		**8**	**100.00%**
	Total...	8	100.00%

10TH CIRCUIT COURT JUDGE NON-INCUMBENT

James Borchard		87	36.55%
Jim Howell		63	26.47%
Paul Purcell		88	36.97%
Write-In		0	0.00%
	Total...	238	0.00%

County Proposal 1 Castle Museum

YES		171	62.18%
NO		104	37.82%
	Total...	275	100.00%

County Proposal 2 Parks & Rec

YES		166	61.03%
NO		106	38.97%
	Total...	272	100.00%

Tittabawassee Township Precinct 4

Registration & Turnout

		1,593
Election Day Turnout	0	0.00%
AV Polling Turnout	0	0.00%
Election Day Manual Entry Turnout	0	0.00%
SPR Host Turnout	429	26.93%
Total...	429	26.93%

REP - GOVERNOR

Mike Bouchard		26	8.18%
Mike Cox		73	22.96%
Tom George		0	0.00%
Pete Hoekstra		63	19.81%
Rick Snyder		156	49.06%
Write-In		0	0.00%
	Total...	318	0.00%

REP - US REPRESENTATIVE - 4TH DIST

Dave Camp		287	98.63%
Write-In		4	1.37%
	Total...	291	100.00%

REP - STATE SENATOR - 32ND DISTRICT

Gary L. Dunn		73	24.09%
Roger Kahn		228	75.25%
Write-In		2	0.66%
	Total...	303	100.00%

REP - STATE REPRESENTATIVE - 96TH DIST

Jim Stamas		281	98.94%
Write-In		3	1.06%
	Total...	284	100.00%

REP - COUNTY COMMISSIONER DISTRICT 13

Ann M. Doyle		**280**	**100.00%**

Tittabawassee Towship Precinct 4

REP - COUNTY COMMISSIONER DISTRICT 13

Write-In	0	0.00%
Total...	**280**	**0.00%**

REP - TITTABAWASSEE TWP PCT 4 DELEGATE - REP

Robert Anderson	260	99.24%
Write-In	2	0.76%
Total...	**262**	**100.00%**

DEM - GOVERNOR

Virg Bernero	68	73.12%
Andy Dillon	24	25.81%
Write-In	1	1.08%
Total...	**93**	**100.00%**

DEM - US REPRESENTATIVE - 4TH DIST

Jerry M. Campbell	78	98.73%
Write-In	1	1.27%
Total...	**79**	**100.00%**

DEM - STATE SENATOR - 32ND DISTRICT

Debasish Mridha	79	97.53%
Write-In	2	2.47%
Total...	**81**	**100.00%**

DEM - STATE REPRESENTATIVE - 98TH DIST

Write-In	**9**	**100.00%**
Total...	**9**	**100.00%**

DEM - COUNTY COMMISSIONER DISTRICT 13

Ruth M. Averill	**82**	**100.00%**
Write-In	0	0.00%
Total...	**82**	**0.00%**

DEM - TITTABAWASSEE TWP PCT 4 DELEGATE - DEM

Vicky Cobb	58	45.67%
Garnet Lewis	67	52.76%
Write-In	2	1.57%
Total...	**127**	**100.00%**

10TH CIRCUIT COURT JUDGE NON-INCUMBENT

James Borchard	138	36.60%
Jim Howell	145	38.46%
Paul Purcell	93	24.67%
Write-In	1	0.27%
Total...	**377**	**100.00%**

County Proposal 1 Castle Museum

YES	264	62.86%
NO	156	37.14%
Total...	**420**	**100.00%**

County Proposal 2 Parks & Rec

YES	287	68.01%
NO	135	31.99%
Total...	**422**	**100.00%**

Freeland Community School Proposal

YES	337	79.48%
NO	87	20.52%
Total...	**424**	**100.00%**

CANVASS OF VOTES CAST

AT THE PRIMARY GENERAL ELECTION

HELD ON

TUESDAY, AUGUST 3, 2010

And Canvassed By the Board of Canvassers

DATE OF CERTIFICATION: AUGUST 10, 2010

Sanilac County, Michigan

Prepared By:
Linda I. Kozfkay
Sanilac County Clerk
60 West Sanilac Avenue
Sandusky, MI 48471

Statement of Vote

Sanilac County

Primary_August_2010

8/6/2010

Republican Governor

	Registered	Turnout	Percent	1	2	3	4	5	6
City of Brown City	*834*	288	*34.41%*	35	49	3	56	87	
Polling Place		288	34.41%	35	49	3	56	87	
Election Day Manual Entry		0	0.00%	0	0	0	0	0	
City of Croswell	*1,543*	*349*	*22.62%*	50	72	5	50	92	
Polling Place		349	22.62%	50	72	5	50	92	
Election Day Manual Entry		0	0.00%	0	0	0	0	0	
City of Marlette	*1,213*	*303*	*24.98%*	38	38	5	78	104	
Polling Place		303	24.98%	38	38	5	78	104	
Election Day Manual Entry		0	0.00%	0	0	0	0	0	
City of Sandusky	*1,689*	*510*	*30.20%*	71	104	4	108	141	
Polling Place		510	30.20%	71	104	4	108	141	
Election Day Manual Entry		0	0.00%	0	0	0	0	0	
Argyle Township	*482*	*116*	*24.07%*	17	37	2	13	38	
Polling Place		116	24.07%	17	37	2	13	38	
Election Day Manual Entry		0	0.00%	0	0	0	0	0	
Austin Township	*465*	*106*	*22.80%*	11	26	2	16	31	
Polling Place		106	22.80%	11	26	2	16	31	
Election Day Manual Entry		0	0.00%	0	0	0	0	0	
Bridgehampton Township	*583*	*164*	*28.13%*	10	27	4	42	68	
Polling Place		164	28.13%	10	27	4	42	66	
Election Day Manual Entry		0	0.00%	0	0	0	0	0	
Buel Township	*910*	*285*	*31.32%*	41	58	2	53	97	
Polling Place		285	31.32%	41	58	2	53	97	
Election Day Manual Entry		0	0.00%	0	0	0	0	0	
Custer Township	*716*	*265*	*37.01%*	27	43	3	83	93	
Polling Place		265	37.01%	27	43	3	83	93	
Election Day Manual Entry		0	0.00%	0	0	0	0	0	
Delaware Township	*632*	*220*	*34.81%*	26	60	0	30	83	
Polling Place		220	34.81%	26	50	0	30	83	
Election Day Manual Entry		0	0.00%	0	0	0	0	0	
Elk Township	*1,073*	*295*	*27.49%*	42	51	5	50	101	
Polling Place		295	27.49%	42	51	5	50	101	
Election Day Manual Entry		0	0.00%	0	0	0	0	0	
Elmer Township	*587*	*190*	*32.37%*	24	29	4	72	45	
Polling Place		190	32.37%	24	29	4	72	45	
Election Day Manual Entry		0	0.00%	0	0	0	0	0	
Evergreen Township	*506*	*150*	*29.64%*	11	52	2	26	46	
Polling Place		150	29.64%	11	52	2	26	46	
Election Day Manual Entry		0	0.00%	0	0	0	0	0	
Flynn Township	*583*	*180*	*30.87%*	21	50	2	38	53	
Polling Place		180	30.87%	21	50	2	36	53	
Election Day Manual Entry		0	0.00%	0	0	0	0	0	
Forester Township	*750*	*260*	*34.67%*	30	44	3	49	87	
Polling Place		260	34.67%	30	44	3	49	87	
Election Day Manual Entry		0	0.00%	0	0	0	0	0	

Statement of Vote

Sanilac County

Primary_August_2010

8/6/2010

Republican Governor

	Registered	Turnout	Percent	1	2	3	4	5	6
Fremont Township	*683*	*174*	*25.48%*	18	24	5	36	48	
Polling Place		174	25.48%	18	24	5	36	48	
Election Day Manual Entry		0	0.00%	0	0	0	0	0	
Greenleaf Township	*515*	*107*	*20.78%*	8	28	0	18	37	
Polling Place		107	20.78%	8	28	0	18	37	
Election Day Manual Entry		0	0.00%	0	0	0	0	0	
Lamotte Township	*610*	*222*	*36.39%*	27	30	5	66	68	
Polling Place		222	36.39%	27	30	5	68	68	
Election Day Manual Entry		0	0.00%	0	0	0	0	0	
Lexington Township	*2,686*	*832*	*30.98%*	83	148	13	137	235	
Polling Place		832	30.98%	83	148	13	137	235	
Election Day Manual Entry		0	0.00%	0	0	0	0	0	
Maple Valley Township	*722*	*243*	*33.66%*	28	40	5	45	84	
Polling Place		243	33.66%	26	40	5	45	84	
Election Day Manual Entry		0	0.00%	0	0	0	0	0	
Marion Township	*1,086*	*356*	*32.78%*	41	75	8	92	112	
Polling Place		356	32.78%	41	75	8	92	112	
Election Day Manual Entry		0	0.00%	0	0	0	0	0	
Marlette Township	*1,255*	*433*	*34.50%*	40	101	4	104	136	
Polling Place		433	34.50%	40	101	4	104	136	
Election Day Manual Entry		0	0.00%	0	0	0	0	0	
Minden Township	*395*	*116*	*29.37%*	9	17	3	13	35	
Polling Place		116	29.37%	9	17	3	13	35	
Election Day Manual Entry		0	0.00%	0	0	0	0	0	
Moore Townahip	*769*	*263*	*34.20%*	34	47	3	92	64	
Polling Place		263	34.20%	34	47	3	92	64	
Election Day Manual Entry		0	0.00%	0	0	0	0	0	
Sanilac Township	*1,633*	607	*33.06%*	82	107	18	104	169	
Polling Place		607	33.06%	82	107	18	104	169	
Election Day Manual Entry		0	0.00%	0	0	0	0	0	
Speaker Township	*981*	*297*	*30.28%*	38	55	3	41	103	
Polling Place		297	30.28%	38	55	3	41	103	
Election Day Manual Entry		0	0.00%	0	0	0	0	0	
Washington Township	*1,064*	*327*	*30.73%*	31	73	10	64	101	
Polling Place		327	30.73%	31	73	10	64	101	
Election Day Manual Entry		0	0.00%	0	0	0	0	0	
Watertown Township	*927*	*355*	*38.30%*	47	48	6	68	128	
Polling Place		355	38.30%	47	46	6	68	128	
Election Day Manual Entry		0	0.00%	0	0	0	0	0	
Wheatland Township	*345*	*147*	*42.61%*	14	36	2	34	42	
Polling Place		147	42.61%	14	36	2	34	42	
Election Day Manual Entry		0	0.00%	0	0	0	0	0	
Worth Township Precinct 1	*1,361*	*443*	*32.55%*	46	88	7	61	138	
Polling Place		443	32.55%	46	88	7	61	138	
Election Day Manual Entry		0	0.00%	0	0	0	0	0	

Statement of Vote

Sanilac County

Primary_August_2010

8/6/2010

Republican Governor

	Registered	Turnout	Percent	1	2	3	4	5	6
Worth Township Precinct 2	1,466	454	30.90%	69	79	6	65	136	
Polling Place		454	30.90%	69	79	6	65	136	
Election Day Manual Entry		0	0.00%	0	0	0	0	0	
	29,264	9,057	30.94%	1,067	1,724	144	1,820	2,800	0

Candidates

1 Mike Bouchard
2 Mike Cox
3 Tom George
4 Pete Hoekstra
5 Rick Snyder
6 Write-In

Statement of Vote

Sanilac County

Primary_August_2010

8/6/2010

Republican Representative in Congress

	Registered	Turnout	Percent	1	2
City of Brown City	*834*	288	*34.41%*	217	
Polling Place		288	34.41%	217	
Election Day Manual Entry		0	0.00%	0	
City of Croswell	*1,543*	*349*	*22.62%*	243	
Polling Place		349	22.62%	243	
Election Day Manual Entry		0	0.00%	0	
City of Marlette	*1,213*	*303*	*24.98%*	234	
Polling Place		303	24.98%	234	
Election Day Manual Entry		0	0.00%	0	
City of Sandusky	*1,689*	*510*	*30.20%*	386	
Polling Place		510	30.20%	386	
Election Day Manual Entry		0	0.00%	0	
Argyle Township	*482*	*116*	*24.07%*	91	
Polling Place		116	24.07%	91	
Election Day Manual Entry		0	0.00%	0	
Austin Township	*465*	*106*	*22.80%*	75	
Polling Place		106	22.80%	75	
Election Day Manual Entry		0	0.00%	0	
Bridgehampton Township	*583*	*164*	*28.13%*	128	
Polling Place		164	28.13%	128	
Election Day Manual Entry		0	0.00%	0	
Buel Township	*910*	*285*	*31.32%*	237	
Polling Place		285	31.32%	237	
Election Day Manual Entry		0	0.00%	0	
Custer Township	*716*	*265*	*37.01%*	223	
Polling Place		265	37.01%	223	
Election Day Manual Entry		0	0.00%	0	
Delaware Township	*632*	*220*	*34.81%*	188	
Polling Place		220	34.81%	168	
Election Day Manual Entry		0	0.00%	0	
Elk Township	*1,073*	*295*	*27.49%*	226	
Polling Place		295	27.49%	226	
Election Day Manual Entry		0	0.00%	0	
Elmer Township	*587*	*190*	*32.37%*	155	
Polling Place		190	32.37%	155	
Election Day Manual Entry		0	0.00%	0	
Evergreen Township	*506*	*150*	*29.64%*	123	
Polling Place		150	29.64%	123	
Election Day Manual Entry		0	0.00%	0	
Flynn Township	*583*	*180*	*30.87%*	146	
Polling Place		180	30.87%	146	
Election Day Manual Entry		0	0.00%	0	
Forester Township	*750*	*260*	*34.67%*	193	
Polling Place		260	34.67%	193	
Election Day Manual Entry		0	0.00%	0	

Statement of Vote

Sanilac County

Primary_August_2010

8/6/2010

Republican Representative in Congress

	Registered	Turnout	Percent	1	2
Fremont Township	*683*	*174*	*25.48%*	114	
Polling Place		174	25.48%	114	
Election Day Manual Entry		0	0.00%	0	
Greenleaf Township	*515*	*107*	*20.78%*	82	
Polling Place		107	20.78%	82	
Election Day Manual Entry		0	0.00%	0	
Lamotte Township	*610*	*222*	*36.39%*	164	
Polling Place		222	36.39%	164	
Election Day Manual Entry		0	0.00%	0	
Lexington Township	*2,686*	*832*	*30.98%*	559	
Polling Place		832	30.98%	559	
Election Day Manual Entry		0	0.00%	0	
Maple Valley Township	*722*	*243*	*33.66%*	183	
Polling Place		243	33.66%	183	
Election Day Manual Entry		0	0.00%	0	
Marion Township	*1,086*	*356*	*32.78%*	294	
Polling Place		356	32.78%	294	
Election Day Manual Entry		0	0.00%	0	
Marlette Township	*1,255*	*433*	*34.50%*	351	
Polling Place		433	34.50%	351	
Election Day Manual Entry		0	0.00%	0	
Minden Township	*395*	*116*	*29.37%*	63	
Polling Place		116	29.37%	63	
Election Day Manual Entry		0	0.00%	0	
Moore Township	*769*	*263*	*34.20%*	214	
Polling Place		263	34.20%	214	
Election Day Manual Entry		0	0.00%	0	
Sanilac Township	*1,833*	607	*33.06%*	424	
Polling Place		607	33.06%	424	
Election Day Manual Entry		0	0.00%	0	
Speaker Township	*981*	*297*	*30.28%*	198	
Polling Place		297	30.28%	198	
Election Day Manual Entry		0	0.00%	0	
Washington Township	*1,064*	*327*	*30.73%*	233	
Polling Place		327	30.73%	233	
Election Day Manual Entry		0	0.00%	0	
Watertown Township	*927*	*355*	*38.30%*	285	
Polling Place		355	38.30%	285	
Election Day Manual Entry		0	0.00%	0	
Wheatland Township	*345*	*147*	*42.61%*	118	
Polling Place		147	42.61%	118	
Election Day Manual Entry		0	0.00%	0	
Worth Township Precinct 1	*1,361*	*443*	*32.55%*	298	
Polling Place		443	32.55%	298	
Election Day Manual Entry		0	0.00%	0	

Statement of Vote

Sanilac County

Primary_August_2010

8/6/2010

Republican Representative in Congress

	Registered	Turnout	Percent	1	2
Worth Township Precinct 2	*1,466*	*454*	*30.90%*	304	
Polling Place		454	30.90%	304	
Election Day Manual Entry		0	0.00%	0	
	29,264	9,057	30.94%	6,729	0

Candidates

1 Candice S. Miller
2 Write-In

Statement of Vote

Sanilac County

Primary_August_2010

8/6/2010

Republican State Senator

	Registered	Turnout	Percent	1	2	3	4	5
City of Brown City	*834*	288	*34.41%*	117	17	28	29	
Polling Place		288	34.41%	117	17	28	29	
Election Day Manual Entry		0	0.00%	0	0	0	0	
City of Croswell	*1,543*	*349*	*22.62%*	135	17	40	40	
Polling Place		349	22.62%	135	17	40	40	
Election Day Manual Entry		0	0.00%	0	0	0	0	
City of Marlette	*1,213*	*303*	*24.98%*	158	9	34	21	
Polling Place		303	24.98%	158	9	34	21	
Election Day Manual Entry		0	0.00%	0	0	0	0	
City of Sandusky	*1,689*	*510*	*30.20%*	208	18	102	72	
Polling Place		510	30.20%	208	18	102	72	
Election Day Manual Entry		0	0.00%	0	0	0	0	
Argyle Township	*482*	*116*	*24.07%*	70	2	17	9	
Polling Place		116	24.07%	70	2	17	9	
Election Day Manual Entry		0	0.00%	0	0	0	0	
Austin Township	*465*	*106*	*22.80%*	49	6	7	21	
Polling Place		106	22.80%	49	6	7	21	
Election Day Manual Entry		0	0.00%	0	0	0	0	
Bridgehampton Township	*583*	*164*	*28.13%*	88	13	41	12	
Polling Place		164	28.13%	88	13	41	12	
Election Day Manual Entry		0	0.00%	0	0	0	0	
Buel Township	*910*	*285*	*31.32%*	124	17	50	30	
Polling Place		285	31.32%	124	17	50	30	
Election Day Manual Entry		0	0.00%	0	0	0	0	
Custer Township	*716*	*265*	*37.01%*	142	6	83	19	
Polling Place		265	37.01%	142	6	63	19	
Election Day Manual Entry		0	0.00%	0	0	0	0	
Delaware Township	*632*	*220*	*34.81%*	79	10	39	34	
Polling Place		220	34.81%	79	10	39	34	
Election Day Manual Entry		0	0.00%	0	0	0	0	
Elk Township	*1,073*	*295*	*27.49%*	104	18	50	47	
Polling Place		295	27.49%	104	18	50	47	
Election Day Manual Entry		0	0.00%	0	0	0	0	
Elmer Township	*587*	*190*	*32.37%*	100	10	34	17	
Polling Place		190	32.37%	100	10	34	17	
Election Day Manual Entry		0	0.00%	0	0	0	0	
Evergreen Township	*506*	*150*	*29.64%*	99	6	13	11	
Polling Place		150	29.64%	99	6	13	11	
Election Day Manual Entry		0	0.00%	0	0	0	0	
Flynn Township	*583*	*180*	*30.87%*	82	15	30	18	
Polling Place		180	30.87%	82	15	30	18	
Election Day Manual Entry		0	0.00%	0	0	0	0	
Forester Township	*750*	*260*	*34.67%*	83	19	47	31	
Polling Place		260	34.67%	83	19	47	31	
Election Day Manual Entry		0	0.00%	0	0	0	0	

Statement of Vote

Sanilac County

Primary_August_2010

8/6/2010

Republican State Senator

	Registered	Turnout	Percent	1	2	3	4	5
Fremont Township	*683*	*174*	*25.48%*	59	16	16	23	
Polling Place		174	25.48%	59	16	16	23	
Election Day Manual Entry		0	0.00%	0	0	0	0	
Greenleaf Township	*515*	*107*	*20.78%*	61	0	6	13	
Polling Place		107	20.78%	61	0	6	13	
Election Day Manual Entry		0	0.00%	0	0	0	0	
Lamotte Township	*610*	*222*	*36.39%*	117	10	36	19	
Polling Place		222	36.39%	117	10	36	19	
Election Day Manual Entry		0	0.00%	0	0	0	0	
Lexington Township	*2,686*	*832*	*30.98%*	268	52	106	70	
Polling Place		832	30.98%	268	52	106	70	
Election Day Manual Entry		0	0.00%	0	0	0	0	
Maple Valley Township	*722*	*243*	*33.66%*	97	16	24	34	
Polling Place		243	33.66%	97	16	24	34	
Election Day Manual Entry		0	0.00%	0	0	0	0	
Marion Township	*1,086*	*356*	*32.78%*	161	19	69	44	
Polling Place		356	32.78%	161	19	69	44	
Election Day Manual Entry		0	0.00%	0	0	0	0	
Marlette Township	*1,255*	*433*	*34.50%*	231	27	60	32	
Polling Place		433	34.50%	231	27	60	32	
Election Day Manual Entry		0	0.00%	0	0	0	0	
Minden Township	*395*	*116*	*29.37%*	33	2	11	19	
Polling Place		116	29.37%	33	2	11	19	
Election Day Manual Entry		0	0.00%	0	0	0	0	
Moore Township	*769*	*263*	*34.20%*	124	14	49	35	
Polling Place		263	34.20%	124	14	49	35	
Election Day Manual Entry		0	0.00%	0	0	0	0	
Sanilac Township	*1,833*	607	*33.06%*	210	31	107	59	
Polling Place		607	33.06%	210	31	107	59	
Election Day Manual Entry		0	0.00%	0	0	0	0	
Speaker Township	*961*	*297*	*30.28%*	103	17	46	30	
Polling Place		297	30.28%	103	17	46	30	
Election Day Manual Entry		0	0.00%	0	0	0	0	
Washington Township	*1,064*	*327*	*30.73%*	135	26	58	32	
Polling Place		327	30.73%	135	26	58	32	
Election Day Manual Entry		0	0.00%	0	0	0	0	
Watertown Township	*927*	*355*	*38.30%*	160	14	66	41	
Polling Place		355	38.30%	160	14	66	41	
Election Day Manual Entry		0	0.00%	0	0	0	0	
Wheatland Township	*345*	*147*	*42.61%*	71	6	22	17	
Polling Place		147	42.61%	71	6	22	17	
Election Day Manual Entry		0	0.00%	0	0	0	0	
Worth Township Precinct 1	*1,361*	*443*	*32.55%*	130	40	44	51	
Polling Place		443	32.55%	130	40	44	51	
Election Day Manual Entry		0	0.00%	0	0	0	0	

Statement of Vote

Sanilac County

Primary_August_2010

8/6/2010

Republican State Senator

	Registered	Turnout	Percent	1	2	3	4	5
Worth Township Precinct 2	*1,466*	454	*30.90%*	135	36	53	61	
Polling Place		454	30.90%	135	36	53	61	
Election Day Manual Entry		0	0.00%	0	0	0	0	
	29,264	9,057	30.94%	3,713	509	1,368	991	0

Candidates

1 Mike Green
2 Gary Hadden
3 Paul G. Mezo
4 Robert Palmer
5 Write-In

Statement of Vote

Sanilac County

Primary_August_2010

8/6/2010

Republican Representative In State Legislature

	Registered	Turnout	Percent	1	2	3	4	5	6	7	8
City of Brown City	*834*	288	*34.41%*	18	5	14	12	120	5	64	
Polling Place		288	34.41%	18	5	14	12	120	5	64	
Election Day Manual Entry		0	0.00%	0	0	0	0	0	0	0	
City of Croswell	*1,543*	*349*	*22.62%*	49	8	30	31	77	9	63	
Polling Place		349	22.62%	49	8	30	31	77	9	63	
Election Day Manual Entry		0	0.00%	0	0	0	0	0	0	0	
City of Marlette	*1,213*	*303*	*24.98%*	67	43	15	0	65	9	57	
Polling Place		303	24.98%	67	43	15	0	65	9	57	
Election Day Manual Entry		0	0.00%	0	0	0	0	0	0	0	
City of Sandusky	*1,689*	*510*	*30.20%*	157	10	32	7	61	7	172	
Polling Place		510	30.20%	157	10	32	7	61	7	172	
Election Day Manual Entry		0	0.00%	0	0	0	0	0	0	0	
Argyle Township	*482*	*116*	*24.07%*	12	1	34	1	18	6	33	
Polling Place		116	24.07%	12	1	34	1	18	6	33	
Election Day Manual Entry		0	0.00%	0	0	0	0	0	0	0	
Austin Township	*465*	*106*	*22.80%*	3	6	51	1	9	1	17	
Polling Place		106	22.80%	3	6	51	1	9	1	17	
Election Day Manual Entry		0	0.00%	0	0	0	0	0	0	0	
Bridgehampton Township	*583*	*164*	*28.13%*	41	3	37	2	28	2	38	
Polling Place		164	28.13%	41	3	37	2	26	2	38	
Election Day Manual Entry		0	0.00%	0	0	0	0	0	0	0	
Buel Township	*910*	*285*	*31.32%*	41	8	19	9	82	6	89	
Polling Place		285	31.32%	41	8	19	9	82	6	89	
Election Day Manual Entry		0	0.00%	0	0	0	0	0	0	0	
Custer Township	*716*	*265*	*37.01%*	83	9	21	1	31	4	99	
Polling Place		265	37.01%	83	9	21	1	31	4	99	
Election Day Manual Entry		0	0.00%	0	0	0	0	0	0	0	
Delaware Township	*632*	*220*	*34.81%*	52	8	31	6	22	9	56	
Polling Place		220	34.81%	52	8	31	6	22	9	56	
Election Day Manual Entry		0	0.00%	0	0	0	0	0	0	0	
Elk Township	*1,073*	*295*	*27.49%*	58	13	26	10	70	6	70	
Polling Place		295	27.49%	58	13	25	10	70	6	70	
Election Day Manual Entry		0	0.00%	0	0	0	0	0	0	0	
Elmer Township	*587*	*190*	*32.37%*	50	10	4	2	26	7	73	
Polling Place		190	32.37%	50	10	4	2	26	7	73	
Election Day Manual Entry		0	0.00%	0	0	0	0	0	0	0	
Evergreen Township	*506*	*150*	*29.64%*	10	4	16	0	40	8	53	
Polling Place		150	29.64%	10	4	16	0	40	8	53	
Election Day Manual Entry		0	0.00%	0	0	0	0	0	0	0	
Flynn Township	*583*	*180*	*30.87%*	13	10	9	5	44	3	77	
Polling Place		180	30.87%	13	10	9	5	44	3	77	
Election Day Manual Entry		0	0.00%	0	0	0	0	0	0	0	
Forester Township	*750*	*260*	*34.67%*	97	4	19	13	19	5	53	
Polling Place		260	34.67%	97	4	19	13	19	5	53	
Election Day Manual Entry		0	0.00%	0	0	0	0	0	0	0	

Statement of Vote

Sanilac County

Primary_August_2010

8/6/2010

Republican Representative in State Legislature

	Registered	Turnout	Percent	1	2	3	4	5	6	7	8
Fremont Township	*683*	*174*	*25.48%*	11	3	9	7	34	5	63	
Polling Place		174	25.48%	11	3	9	7	34	5	63	
Election Day Manual Entry		0	0.00%	0	0	0	0	0	0	0	
Greenleaf Township	*515*	*107*	*20.78%*	7	7	29	1	20	1	19	
Polling Place		107	20.78%	7	7	29	1	20	1	19	
Election Day Manual Entry		0	0.00%	0	0	0	0	0	0	0	
Lamotte Township	*610*	*222*	*36.39%*	44	17	17	4	48	4	62	
Polling Place		222	36.39%	44	17	17	4	48	4	62	
Election Day Manual Entry		0	0.00%	0	0	0	0	0	0	0	
Lexington Township	*2,686*	*832*	*30.98%*	82	15	33	107	178	31	162	
Polling Place		832	30.98%	82	15	33	107	178	31	162	
Election Day Manual Entry		0	0.00%	0	0	0	0	0	0	0	
Maple Valley Township	*722*	*243*	*33.66%*	19	10	3	7	97	6	81	
Polling Place		243	33.66%	19	10	3	7	97	6	61	
Election Day Manual Entry		0	0.00%	0	0	0	0	0	0	0	
Marion Township	*1,086*	*356*	*32.78%*	184	2	43	6	41	3	58	
Polling Place		356	32.78%	184	2	43	6	41	3	58	
Election Day Manual Entry		0	0.00%	0	0	0	0	0	0	0	
Marlette Township	*1,255*	*433*	*34.50%*	87	94	6	9	89	8	97	
Polling Place		433	34.50%	87	94	6	9	89	6	97	
Election Day Manual Entry		0	0.00%	0	0	0	0	0	0	0	
Minden Township	*395*	*116*	*29.37%*	24	2	28	1	12	1	13	
Polling Place		116	29.37%	24	2	28	1	12	1	13	
Election Day Manual Entry		0	0.00%	0	0	0	0	0	0	0	
Moore Township	*769*	*263*	*34.20%*	97	7	21	2	24	6	88	
Polling Place		263	34.20%	97	7	21	2	24	6	86	
Election Day Manual Entry		0	0.00%	0	0	0	0	0	0	0	
Sanilac Township	*1,833*	607 607	*33.06%*	150	14	16	87	72	14	138	
Polling Place			33.06%	150	14	16	87	72	14	138	
Election Day Manual Entry		0	0.00%	0	0	0	0	0	0	0	
Speaker Township	*981*	*297*	*30.28%*	19	10	14	11	77	8	97	
Polling Place		297	30.28%	19	10	14	11	77	8	97	
Election Day Manual Entry		0	0.00%	0	0	0	0	0	0	0	
Washington Township	*1,064*	*327*	*30.73%*	87	16	30	21	47	13	85	
Polling Place		327	30.73%	87	16	30	21	47	13	85	
Election Day Manual Entry		0	0.00%	0	0	0	0	0	0	0	
Watertown Township	*927*	*355*	*38.30%*	117	9	23	3	25	3	140	
Polling Place		355	38.30%	117	9	23	3	25	3	140	
Election Day Manual Entry		0	0.00%	0	0	0	0	0	0	0	
Wheatland Township	*345*	*147*	*42.61%*	54	4	28	3	15	2	24	
Polling Place		147	42.61%	54	4	28	3	15	2	24	
Election Day Manual Entry		0	0.00%	0	0	0	0	0	0	0	
Worth Township Precinct 1	*1,361*	*443*	*32.55%*	27	6	6	30	110	81	72	
Polling Place		443	32.55%	27	6	6	30	110	81	72	
Election Day Manual Entry		0	0.00%	0	0	0	0	0	0	0	

Statement of Vote

Sanilac County

Primary_August_2010

8/6/2010

Republican Representative In State Legislature

	Registered	Turnout	Percent	1	2	3	4	5	6	7	8
Worth Township Precinct 2	1,466	454	30.90%	31	7	26	41	86	60	98	
Polling Place		454	30.90%	31	7	26	41	86	60	98	
Election Day Manual Entry		0	0.00%	0	0	0	0	0	0	0	
	29,264	9,057	30.94%	1,771	385	889	440	1,685	331	2,289	0

Candidates

1 Alan J. Broughton
2 Kirk F. Dale
3 Justin Faber
4 John Hoffman
5 Paul Muxlow
6 Ed Smith
7 Eric Tubbs
8 Write-In

Statement of Vote

Sanilac County

Primary_August_2010

8/6/2010

Republican County Road Commissioner

	Registered	Turnout	Percent	1	2	3
City of Brown City	*834*	288	*34.41%*	163	37	
Polling Place		288	34.41%	163	37	
Election Day Manual Entry		0	0.00%	0	0	
City of Croswell	*1,543*	*349*	*22.62%*	154	80	
Polling Place		349	22.62%	154	80	
Election Day Manual Entry		0	0.00%	0	0	
City of Marlette	*1,213*	*303*	*24.98%*	180	41	
Polling Place		303	24.98%	180	41	
Election Day Manual Entry		0	0.00%	0	0	
City of Sandusky	*1,689*	*510*	*30.20%*	339	74	
Polling Place		510	30.20%	339	74	
Election Day Manual Entry		0	0.00%	0	0	
Argyle Township	*482*	*116*	*24.07%*	79	22	
Polling Place		116	24.07%	79	22	
Election Day Manual Entry		0	0.00%	0	0	
Austin Township	*465*	*106*	*22.80%*	56	26	
Polling Place		106	22.80%	56	26	
Election Day Manual Entry		0	0.00%	0	0	
Bridgehampton Township	*583*	*164*	*28.13%*	111	32	
Polling Place		164	28.13%	111	32	
Election Day Manual Entry		0	0.00%	0	0	
Buel Township	*910*	*285*	*31.32%*	175	58	
Polling Place		285	31.32%	175	58	
Election Day Manual Entry		0	0.00%	0	0	
Custer Township	*716*	*265*	*37.01%*	194	46	
Polling Place		265	37.01%	194	46	
Election Day Manual Entry		0	0.00%	0	0	
Delaware Township	*632*	*220*	*34.81%*	104	50	
Polling Place		220	34.81%	104	50	
Election Day Manual Entry		0	0.00%	0	0	
Elk Township	*1,073*	*295*	*27.49%*	201	35	
Polling Place		295	27.49%	201	35	
Election Day Manual Entry		0	0.00%	0	0	
Elmer Township	*587*	*190*	*32.37%*	131	35	
Polling Place		190	32.37%	131	35	
Election Day Manual Entry		0	0.00%	0	0	
Evergreen Township	*506*	*150*	*29.64%*	97	26	
Polling Place		150	29.64%	97	26	
Election Day Manual Entry		0	0.00%	0	0	
Flynn Township	*583*	*180*	*30.87%*	113	36	
Polling Place		180	30.87%	113	36	
Election Day Manual Entry		0	0.00%	0	0	
Forester Township	*750*	*260*	*34.67%*	146	41	
Polling Place		260	34.67%	146	41	
Election Day Manual Entry		0	0.00%	0	0	

Statement of Vote

Sanilac County

Primary_August_2010

8/6/2010

Republican County Road Commissioner

	Registered	Turnout	Percent	1	2	3
Fremont Township	*683*	*174*	*25.48%*	81	32	
Polling Place		174	25.48%	81	32	
Election Day Manual Entry		0	0.00%	0	0	
Greenleaf Township	*515*	*107*	*20.78%*	61	15	
Polling Place		107	20.78%	61	15	
Election Day Manual Entry		0	0.00%	0	0	
Lamotte Township	*610*	*222*	*36.39%*	152	35	
Polling Place		222	36.39%	152	35	
Election Day Manual Entry		0	0.00%	0	0	
Lexington Township	*2,686*	*832*	*30.98%*	360	154	
Polling Place		832	30.98%	360	154	
Election Day Manual Entry		0	0.00%	0	0	
Maple Valley Township	*722*	*243*	*33.66%*	135	43	
Polling Place		243	33.66%	135	43	
Election Day Manual Entry		0	0.00%	0	0	
Marion Township	*1,086*	*356*	*32.78%*	253	59	
Polling Place		356	32.78%	253	59	
Election Day Manual Entry		0	0.00%	0	0	
Marlette Township	*1,255*	*433*	*34.50%*	289	66	
Polling Place		433	34.50%	289	66	
Election Day Manual Entry		0	0.00%	0	0	
Minden Township	*395*	*116*	*29.37%*	48	13	
Polling Place		116	29.37%	48	13	
Election Day Manual Entry		0	0.00%	0	0	
Moore Township	*769*	*263*	*34.20%*	174	54	
Polling Place		263	34.20%	174	54	
Election Day Manual Entry		0	0.00%	0	0	
Sanilac Township	*1,833*	607	*33.06%*	289	141	
Polling Place		607	33.06%	289	141	
Election Day Manual Entry		0	0.00%	0	0	
Speaker Township	*981*	*297*	*30.28%*	175	38	
Polling Place		297	30.28%	175	38	
Election Day Manual Entry		0	0.00%	0	0	
Washington Township	*1,064*	*327*	*30.73%*	178	78	
Polling Place		327	30.73%	178	76	
Election Day Manual Entry		0	0.00%	0	0	
Watertown Township	*927*	*355*	*38.30%*	249	47	
Polling Place		355	38.30%	249	47	
Election Day Manual Entry		0	0.00%	0	0	
Wheatland Township	*345*	*147*	*42.61%*	98	28	
Polling Place		147	42.61%	98	28	
Election Day Manual Entry		0	0.00%	0	0	
Worth Township Precinct 1	*1,361*	*443*	*32.55%*	173	86	
Polling Place		443	32.55%	173	86	
Election Day Manual Entry		0	0.00%	0	0	

Statement of Vote

Sanilac County

Primary_August_2010

8/6/2010

Republican County Road Commissioner

	Registered	Turnout	Percent	1	2	3
Worth Township Precinct 2	*1,466*	454	*30.90%*	201	75	
Polling Place		454	30.90%	201	75	
Election Day Manual Entry		0	0.00%	0	0	
	29,264	9,057	30.94%	5,159	1,601	0

Candidates

1 Ronald Gerstenberger
2 Carl M. Trigger
3 Write-In

Statement of Vote

Sanilac County

Primary_August_2010

8/6/2010

Republican County Commissioner District 1

	Registered	Turnout	Percent	1	2
Argyle Township	*482*	*116*	*24.07%*	85	
Polling Place		116	24.07%	85	
Election Day Manual Entry		0	0.00%	0	
Austin Township	*465*	*106*	*22.80%*	73	
Polling Place		106	22.80%	73	
Election Day Manual Entry		0	0.00%	0	
Custer Township	*716*	*265*	*37.01%*	218	
Polling Place		265	37.01%	218	
Election Day Manual Entry		0	0.00%	0	
Evergreen Township	*506*	*150*	*29.64%*	119	
Polling Place		150	29.64%	119	
Election Day Manual Entry		0	0.00%	0	
Greenleaf Township	*515*	*107*	*20.78%*	73	
Polling Place		107	20.78%	73	
Election Day Manual Entry		0	0.00%	0	
Lamotte Township	*610*	*222*	*36.39%*	162	
Polling Place		222	36.39%	162	
Election Day Manual Entry		0	0.00%	0	
Minden Township	*395*	*116*	*29.37%*	69	
Polling Place		116	29.37%	69	
Election Day Manual Entry		0	0.00%	0	
Wheatland Township	*345*	*147*	*42.61%*	113	
Polling Place		147	42.61%	113	
Election Day Manual Entry		0	0.00%	0	
	4,034	*1,229*	30.47%	912	0

Candidates

1 John Merriman
2 Write-In

Statement of Vote

Sanilac County

Primary_August_2010

8/6/2010

Republican County Commissioner District 2

	Registered	Turnout	Percent	1	2
Delaware Township	*632*	*220*	*34.81%*	137	
Polling Place		220	34.81%	137	
Election Day Manual Entry		0	0.00%	0	
Forester Township	*750*	*260*	*34.67%*	184	
Polling Place		260	34.67%	184	
Election Day Manual Entry		0	0.00%	0	
Marion Township	*1,086*	*356*	*32.78%*	276	
Polling Place		356	32.78%	276	
Election Day Manual Entry		0	0.00%	0	
Sanilac Township	*1,833*	607	*33.06%*	387	
Polling Place		607	33.06%	387	
Election Day Manual Entry		0	0.00%	0	
	4,301	1,443	33.53%	984	0

Candidates

1 Gary C. Russell
2 Write-In

Statement of Vote

Sanilac County

Primary_August_2010

8/6/2010

Republican County Commissioner District 3

	Registered	Turnout	Percent	1	2
City of Marlette	*1,213*	*303*	*24.98%*	223	
Polling Place		303	24.98%	223	
Election Day Manual Entry		0	0.00%	0	
Elmer Township	*587*	*190*	*32.37%*	147	
Polling Place		190	32.37%	147	
Election Day Manual Entry		0	0.00%	0	
Marlette Township	*1,255*	*433*	*34.50%*	343	
Polling Place		433	34.50%	343	
Election Day Manual Entry		0	0.00%	0	
Moore Township	*769*	*263*	*34.20%*	211	
Polling Place		263	34.20%	211	
Election Day Manual Entry		0	0.00%	0	
	3,824	*1,189*	31.09%	924	0

Candidates

1 James Ruby
2 Write-In

Statement of Vote

Sanilac County

Primary_August_2010

8/6/2010

Republican County Commissioner District 4

	Registered	Turnout	Percent	1	2
City of Sandusky	*1,689*	*510*	*30.20%*	397	
Polling Place		510	30.20%	397	
Election Day Manual Entry		0	0.00%	0	
Bridgehampton Township	*583*	*164*	*28.13%*	134	
Polling Place		164	28.13%	134	
Election Day Manual Entry		0	0.00%	0	
Washington Township	*1,064*	*327*	*30.73%*	237	
Polling Place		327	30.73%	237	
Election Day Manual Entry		0	0.00%	0	
Watertown Township	*927*	*355*	*38.30%*	277	
Polling Place		355	38.30%	277	
Election Day Manual Entry		0	0.00%	0	
	4,263	*1,356*	31.81%	1,045	0

Candidates

1 James Bowerman
2 Write-In

Statement of Vote

Sanilac County

Primary_August_2010

8/6/2010

Republican County Commissioner District 5

	Registered	Turnout	Percent	1	2
City of Brown City	*834*	288	*34.41%*	192	
Polling Place		288	34.41%	192	
Election Day Manual Entry		0	0.00%	0	
Elk Township	*1,073*	*295*	*27.49%*	221	
Polling Place		295	27.49%	221	
Election Day Manual Entry		0	0.00%	0	
Flynn Township	*583*	*180*	*30.87%*	138	
Polling Place		180	30.87%	138	
Election Day Manual Entry		0	0.00%	0	
Maple Valley Township	*722*	*243*	*33.66%*	183	
Polling Place		243	33.66%	183	
Election Day Manual Entry		0	0.00%	0	
Speaker Township	*981*	*297*	*30.28%*	191	
Polling Place		297	30.28%	191	
Election Day Manual Entry		0	0.00%	0	
	4,193	1,303	31.05%	925	0

Candidates

1 Jamie Daws
2 Write-In

Statement of Vote

Sanilac County

Primary_August_2010

8/6/2010

Republican County Commissioner District 6

	Registered	Turnout	Percent	1	2
Buel Township	*910*	*285*	*31.32%*	226	
Polling Place		285	31.32%	226	
Election Day Manual Entry		0	0.00%	0	
Fremont Township	*683*	*174*	*25.48%*	109	
Polling Place		174	25.48%	109	
Election Day Manual Entry		0	0.00%	0	
Worth Township Precinct 1	*1,361*	*443*	*32.55%*	262	
Polling Place		443	32.55%	262	
Election Day Manual Entry		0	0.00%	0	
Worth Township Precinct 2	*1,466*	*454*	*30.90%*	267	
Polling Place		454	30.90%	267	
Election Day Manual Entry		0	0.00%	0	
	4,420	1,356	30.66%	864	0

Candidates

1 Donald A. Hunt
2 Write-In

Statement of Vote

Sanilac County

Primary_August_2010

8/6/2010

Republican County Commissioner District 7

	Registered	Turnout	Percent	1	2
City of Croswell	*1,543*	*349*	*22.62%*	232	
Polling Place		349	22.62%	232	
Election Day Manual Entry		0	0.00%	0	
Lexington Township	*2,686*	*832*	*30.98%*	504	
Polling Place		832	30.98%	504	
Election Day Manual Entry		0	0.00%	0	
	4,229	*1,181*	*27.93%*	736	0

Candidates

1 Judy A. Van Sickle
2 Write-In

Statement of Vote

Sanilac County

Primary_August_2010

8/6/2010

Republican Delaware Township Trustee Rep

	Registered	Turnout	Percent	1	2
Delaware Township	***632***	***220***	***34.81%***	**127**	
Polling Place		220	34.81%	127	
Election Day Manual Entry		0	0.00%	0	
	632	***220***	34.81%	**127**	**0**

Candidates

1 Keith D. Pierson
2 Write-In

Statement of Vote

Sanilac County

Primary_August_2010

8/6/2010

Democratic Marlette Twp Trustee Partial

	Registered	Turnout	Percent	1
Marlette Township	*1,255*	*433*	*34.50%*	
Polling Place		433	34.50%	
Election Day Manual Entry		0	0.00%	
	1,255	*433*	34.50%	0

Candidates

1 Write-In

Statement of Vote

Sanilac County

Primary_August_2010

8/6/2010

Republican Minden Twp Clerk

	Registered	Turnout	Percent	1
Minden Township	***395***	***116***	***29.37%***	
Polling Place		116	29.37%	
Election Day Manual Entry		0	0.00%	
	395	***116***	**29.37%**	**0**

Candidates

1 Write-In

Statement of Vote

Sanilac County

Primary_August_2010

8/6/2010

Republican Worth Twp Supervisor

	Registered	Turnout	Percent	1	2	3
Worth Township Precinct 1	*1,361*	*443*	*32.55%*	199	128	
Polling Place		443	32.55%	199	128	
Election Day Manual Entry		0	0.00%	0	0	
Worth Township Precinct 2	*1,466*	*454*	*30.90%*	195	130	
Polling Place		454	30.90%	195	130	
Election Day Manual Entry		0	0.00%	0	0	
	2,827	897	**31.69%**	394	258	0

Candidates

1 Philip G. Essenmacher
2 Douglas H. Soule
3 Write-in

Statement of Vote

Sanilac County

Primary_August_2010

8/6/2010

Republican Worth Twp Trustee Partial

	Registered	Turnout	Percent	1	2
Worth Township Precinct 1	*1,361*	*443*	*32.55%*	208	53
Polling Place		443	32.55%	208	53
Election Day Manual Entry		0	0.00%	0	
Worth Township Precinct 2	*1,466*	454	*30.90%*	186	44
Polling Place		454	30.90%	186	44
Election Day Manual Entry		0	0.00%	0	
	2,827	897	31.69%	394	97

Candidates

1 Leon McKay
2 Write-In Walt F. Badgerow

Statement of Vote

Sanilac County

Primary_August_2010

8/6/2010

Democratic Governor

	Registered	Turnout	Percent	1	2	3
City of Brown City	*834*	288	*34.41%*	17	20	
Polling Place		288	34.41%	17	20	
Election Day Manual Entry		0	0.00%	0	0	
City of Croswell	*1,543*	*349*	*22.62%*	35	30	
Polling Place		349	22.62%	35	30	
Election Day Manual Entry		0	0.00%	0	0	
City of Marlette	*1,213*	*303*	*24.98%*	19	17	
Polling Place		303	24.98%	19	17	
Election Day Manual Entry		0	0.00%	0	0	
City of Sandusky	*1,689*	*510*	*30.20%*	19	24	
Polling Place		510	30.20%	19	24	
Election Day Manual Entry		0	0.00%	0	0	
Argyle Township	*482*	*116*	*24.07%*	4	2	
Polling Place		116	24.07%	4	2	
Election Day Manual Entry		0	0.00%	0	0	
Austin Township	*465*	*106*	*22.80%*	13	4	
Polling Place		106	22.80%	13	4	
Election Day Manual Entry		0	0.00%	0	0	
Bridgehampton Township	*583*	*164*	*28.13%*	5	9	
Polling Place		164	28.13%	5	9	
Election Day Manual Entry		0	0.00%	0	0	
Buel Township	*910*	*285*	*31.32%*	13	12	
Polling Place		285	31.32%	13	12	
Election Day Manual Entry		0	0.00%	0	0	
Custer Township	*716*	*265*	*37.01%*	8	7	
Polling Place		265	37.01%	8	7	
Election Day Manual Entry		0	0.00%	0	0	
Delaware Township	*632*	*220*	*34.81%*	10	12	
Polling Place		220	34.81%	10	12	
Election Day Manual Entry		0	0.00%	0	0	
Elk Township	*1,073*	*295*	*27.49%*	20	14	
Polling Place		295	27.49%	20	14	
Election Day Manual Entry		0	0.00%	0	0	
Elmer Township	*587*	*190*	*32.37%*	10	4	
Polling Place		190	32.37%	10	4	
Election Day Manual Entry		0	0.00%	0	0	
Evergreen Township	*506*	*150*	*29.64%*	5	6	
Polling Place		150	29.64%	5	6	
Election Day Manual Entry		0	0.00%	0	0	
Flynn Township	*583*	*180*	*30.87%*	8	8	
Polling Place		180	30.87%	8	8	
Election Day Manual Entry		0	0.00%	0	0	
Forester Township	*750*	*260*	*34.67%*	21	18	
Polling Place		260	34.67%	21	18	
Election Day Manual Entry		0	0.00%	0	0	

Statement of Vote

Sanilac County

Primary_August_2010

8/6/2010

Democratic Governor

	Registered	Turnout	Percent	1	2	3
Fremont Township	*683*	*174*	*25.48%*	13	20	
Polling Place		174	25.48%	13	20	
Election Day Manual Entry		0	0.00%	0	0	
Greenleaf Township	*515*	*107*	*20.78%*	8	4	
Polling Place		107	20.78%	8	4	
Election Day Manual Entry		0	0.00%	0	0	
Lamotte Township	*610*	*222*	*36.39%*	13	6	
Polling Place		222	36.39%	13	6	
Election Day Manual Entry		0	0.00%	0	0	
Lexington Township	*2,686*	*832*	*30.98%*	102	72	
Polling Place		832	30.98%	102	72	
Election Day Manual Entry		0	0.00%	0	0	
Maple Valley Township	*722*	*243*	*33.66%*	9	20	
Polling Place		243	33.66%	9	20	
Election Day Manual Entry		0	0.00%	0	0	
Marion Township	*1,086*	*356*	*32.78%*	10	5	
Polling Place		356	32.78%	10	5	
Election Day Manual Entry		0	0.00%	0	0	
Marlette Township	*1,255*	*433*	*34.50%*	18	11	
Polling Place		433	34.50%	18	11	
Election Day Manual Entry		0	0.00%	0	0	
Minden Township	*395*	*116*	*29.37%*	17	10	
Polling Place		116	29.37%	17	10	
Election Day Manual Entry		0	0.00%	0	0	
Moore Township	*769*	*263*	*34.20%*	11	6	
Polling Place		263	34.20%	11	6	
Election Day Manual Entry		0	0.00%	0	0	
Sanilac Township	*1,833*	607	*33.06%*	48	53	
Polling Place		607	33.06%	48	53	
Election Day Manual Entry		0	0.00%	0	0	
Speaker Township	*981*	*297*	*30.28%*	25	21	
Polling Place		297	30.28%	25	21	
Election Day Manual Entry		0	0.00%	0	0	
Washington Township	*1,064*	*327*	*30.73%*	18	20	
Polling Place		327	30.73%	18	20	
Election Day Manual Entry		0	0.00%	0	0	
Watertown Township	*927*	*355*	*38.30%*	12	18	
Polling Place		355	38.30%	12	18	
Election Day Manual Entry		0	0.00%	0	0	
Wheatland Township	*345*	*147*	*42.61%*	7	10	
Polling Place		147	42.61%	7	10	
Election Day Manual Entry		0	0.00%	0	0	
Worth Township Precinct 1	*1,361*	*443*	*32.55%*	39	39	
Polling Place		443	32.55%	39	39	
Election Day Manual Entry		0	0.00%	0	0	

Statement of Vote

Sanilac County

Primary_August_2010

8/6/2010

Democratic Governor

	Registered	Turnout	Percent	1	2	3
Worth Township Precinct 2	1,466	454	30.90%	35	26	
Polling Place		454	30.90%	35	26	
Election Day Manual Entry		0	0.00%	0	0	
	29,264	9,057	30.94%	592	528	0

Candidates

1 Virg Bernero
2 Andy Dillon
3 Write-In

Statement of Vote

Sanilac County

Primary_August_2010

8/6/2010

Democratic Representative in Congress

	Registered	Turnout	Percent	1	2
City of Brown City	*834*	288	*34.41%*	33	
Polling Place		288	34.41%	33	
Election Day Manual Entry		0	0.00%	0	
City of Croswell	*1,543*	*349*	*22.62%*	62	
Polling Place		349	22.62%	62	
Election Day Manual Entry		0	0.00%	0	
City of Marlette	*1,213*	*303*	*24.98%*	34	
Polling Place		303	24.98%	34	
Election Day Manual Entry		0	0.00%	0	
City of Sandusky	*1,689*	*510*	*30.20%*	40	
Polling Place		510	30.20%	40	
Election Day Manual Entry		0	0.00%	0	
Argyle Township	*482*	*116*	*24.07%*	3	
Polling Place		116	24.07%	3	
Election Day Manual Entry		0	0.00%	0	
Austin Township	*465*	*106*	*22.80%*	13	
Polling Place		106	22.80%	13	
Election Day Manual Entry		0	0.00%	0	
Bridgehampton Township	*583*	*164*	*28.13%*	12	
Polling Place		164	28.13%	12	
Election Day Manual Entry		0	0.00%	0	
Buel Township	*910*	*285*	*31.32%*	23	
Polling Place		285	31.32%	23	
Election Day Manual Entry		0	0.00%	0	
Custer Township	*716*	*265*	*37.01%*	13	
Polling Place		265	37.01%	13	
Election Day Manual Entry		0	0.00%	0	
Delaware Township	*632*	*220*	*34.81%*	19	
Polling Place		220	34.81%	19	
Election Day Manual Entry		0	0.00%	0	
Elk Township	*1,073*	*295*	*27.49%*	28	
Polling Place		295	27.49%	28	
Election Day Manual Entry		0	0.00%	0	
Elmer Township	*587*	*190*	*32.37%*	11	
Polling Place		190	32.37%	11	
Election Day Manual Entry		0	0.00%	0	
Evergreen Township	*506*	*150*	*29.64%*	10	
Polling Place		150	29.64%	10	
Election Day Manual Entry		0	0.00%	0	
Flynn Township	*583*	*180*	*30.87%*	14	
Polling Place		180	30.87%	14	
Election Day Manual Entry		0	0.00%	0	
Forester Township	*750*	*260*	*34.67%*	33	
Polling Place		260	34.67%	33	
Election Day Manual Entry		0	0.00%	0	

Statement of Vote

Sanilac County

Primary_August_2010

8/6/2010

Democratic Representative in Congress

	Registered	Turnout	Percent	1	2
Fremont Township	*683*	*174*	*25.48%*	32	
Polling Place		174	25.48%	32	
Election Day Manual Entry		0	0.00%	0	
Greenleaf Township	*515*	*107*	*20.78%*	12	
Polling Place		107	20.78%	12	
Election Day Manual Entry		0	0.00%	0	
Lamotte Township	*610*	*222*	*36.39%*	18	
Polling Place		222	36.39%	18	
Election Day Manual Entry		0	0.00%	0	
Lexington Township	*2,686*	*832*	*30.98%*	145	
Polling Place		832	30.98%	145	
Election Day Manual Entry		0	0.00%	0	
Maple Valley Township	*722*	*243*	*33.66%*	24	
Polling Place		243	33.66%	24	
Election Day Manual Entry		0	0.00%	0	
Marion Township	*1,086*	*356*	*32.78%*	13	
Polling Place		356	32.78%	13	
Election Day Manual Entry		0	0.00%	0	
Marlette Township	*1,255*	*433*	*34.50%*	23	
Polling Place		433	34.50%	23	
Election Day Manual Entry		0	0.00%	0	
Minden Township	*395*	*116*	*29.37%*	24	
Polling Place		116	29.37%	24	
Election Day Manual Entry		0	0.00%	0	
Moore Township	*769*	*263*	*34.20%*	14	
Polling Place		263	34.20%	14	
Election Day Manual Entry		0	0.00%	0	
Sanilac Township	*1,833*	607	*33.06%*	89	
Polling Place		607	33.06%	89	
Election Day Manual Entry		0	0.00%	0	
Speaker Township	*981*	*297*	*30.28%*	39	
Polling Place		297	30.28%	39	
Election Day Manual Entry		0	0.00%	0	
Washington Township	*1,064*	*327*	*30.73%*	37	
Polling Place		327	30.73%	37	
Election Day Manual Entry		0	0.00%	0	
Watertown Township	*927*	*355*	*38.30%*	28	
Polling Place		355	38.30%	28	
Election Day Manual Entry		0	0.00%	0	
Wheatland Township	*345*	*147*	*42.61%*	14	
Polling Place		147	42.61%	14	
Election Day Manual Entry		0	0.00%	0	
Worth Township Precinct 1	*1,361*	*443*	*32.55%*	64	
Polling Place		443	32.55%	64	
Election Day Manual Entry		0	0.00%	0	

Statement of Vote

Sanilac County

Primary_August_2010

8/6/2010

Democratic Representative In Congress

	Registered	Turnout	Percent	1	2
Worth Township Precinct 2	*1,466*	454	*30.90%*	54	
Polling Place		454	30.90%	54	
Election Day Manual Entry		0	0.00%	0	
	29,264	9,057	30.94%	978	0

Candidates

1 Henry Yanez
2 Write-In

Statement of Vote

Sanilac County

Primary_August_2010

8/6/2010

Democratic State Senator

	Registered	Turnout	Percent	1	2
City of Brown City	*834*	*288*	*34.41%*	32	
Polling Place		288	34.41%	32	
Election Day Manual Entry		0	0.00%	0	
City of Croswell	*1,543*	*349*	*22.62%*	60	
Polling Place		349	22.62%	60	
Election Day Manual Entry		0	0.00%	0	
City of Marlette	*1,213*	*303*	*24.98%*	35	
Polling Place		303	24.98%	35	
Election Day Manual Entry		0	0.00%	0	
City of Sandusky	*1,689*	*510*	*30.20%*	39	
Polling Place		510	30.20%	39	
Election Day Manual Entry		0	0.00%	0	
Argyle Township	*482*	*116*	*24.07%*	3	
Polling Place		116	24.07%	3	
Election Day Manual Entry		0	0.00%	0	
Austin Township	*465*	*106*	*22.80%*	14	
Polling Place		106	22.80%	14	
Election Day Manual Entry		0	0.00%	0	
Bridgehampton Township	*583*	*164*	*28.13%*	11	
Polling Place		164	28.13%	11	
Election Day Manual Entry		0	0.00%	0	
Buel Township	*910*	*285*	*31.32%*	23	
Polling Place		285	31.32%	23	
Election Day Manual Entry		0	0.00%	0	
Custer Township	*716*	*265*	*37.01%*	13	
Polling Place		265	37.01%	13	
Election Day Manual Entry		0	0.00%	0	
Delaware Township	*632*	*220*	*34.81%*	19	
Polling Place		220	34.81%	19	
Election Day Manual Entry		0	0.00%	0	
Elk Township	*1,073*	*295*	*27.49%*	31	
Polling Place		295	27.49%	31	
Election Day Manual Entry		0	0.00%	0	
Elmer Township	*587*	*190*	*32.37%*	11	
Polling Place		190	32.37%	11	
Election Day Manual Entry		0	0.00%	0	
Evergreen Township	*506*	*150*	*29.64%*	10	
Polling Place		150	29.64%	10	
Election Day Manual Entry		0	0.00%	0	
Flynn Township	*583*	*180*	*30.87%*	14	
Polling Place		180	30.87%	14	
Election Day Manual Entry		0	0.00%	0	
Forester Township	*750*	*260*	*34.67%*	33	
Polling Place		260	34.67%	33	
Election Day Manual Entry		0	0.00%	0	

Democratic State Senator

	Registered	Turnout	Percent	1	2
Fremont Township	*683*	*174*	*25.48%*	30	
Polling Place		174	25.48%	30	
Election Day Manual Entry		0	0.00%	0	
Greenleaf Township	*515*	*107*	*20.78%*	11	
Polling Place		107	20.78%	11	
Election Day Manual Entry		0	0.00%	0	
Lamotte Township	*610*	*222*	*36.39%*	17	
Polling Place		222	36.39%	17	
Election Day Manual Entry		0	0.00%	0	
Lexington Township	*2,686*	*832*	*30.98%*	149	
Polling Place		832	30.98%	149	
Election Day Manual Entry		0	0.00%	0	
Maple Valley Township	*722*	*243*	*33.66%*	24	
Polling Place		243	33.66%	24	
Election Day Manual Entry		0	0.00%	0	
Marion Township	*1,086*	*356*	*32.78%*	12	
Polling Place		356	32.78%	12	
Election Day Manual Entry		0	0.00%	0	
Marlette Township	*1,255*	*433*	*34.50%*	24	
Polling Place		433	34.50%	24	
Election Day Manual Entry		0	0.00%	0	
Minden Township	*395*	*116*	*29.37%*	25	
Polling Place		116	29.37%	25	
Election Day Manual Entry		0	0.00%	0	
Moore Township	*769*	*263*	*34.20%*	14	
Polling Place		263	34.20%	14	
Election Day Manual Entry		0	0.00%	0	
Sanilac Township	*1,833*	607	*33.06%*	88	
Polling Place		607	33.06%	88	
Election Day Manual Entry		0	0.00%	0	
Speaker Township	*981*	*297*	*30.28%*	40	
Polling Place		297	30.28%	40	
Election Day Manual Entry		0	0.00%	0	
Washington Township	*1,064*	*327*	*30.73%*	37	
Polling Place		327	30.73%	37	
Election Day Manual Entry		0	0.00%	0	
Watertown Township	*927*	*355*	*38.30%*	26	
Polling Place		355	38.30%	26	
Election Day Manual Entry		0	0.00%	0	
Wheatland Township	*345*	*147*	*42.61%*	14	
Polling Place		147	42.61%	14	
Election Day Manual Entry		0	0.00%	0	
Worth Township Precinct 1	*1,361*	*443*	*32.55%*	66	
Polling Place		443	32.55%	66	
Election Day Manual Entry		0	0.00%	0	

Statement of Vote
Sanilac County
Primary_August_2010
8/6/2010

Democratic State Senator

	Registered	Turnout	Percent	1	2
Worth Township Precinct 2	*1,466*	454	*30.90%*	55	
Polling Place		454	30.90%	55	
Election Day Manual Entry		0	0.00%	0	
	29,264	9,057	30.94%	980	0

Candidates

1 Jeff Mayes
2 Write-In

Statement of Vote

Sanilac County

Primary_August_2010

8/6/2010

Democratic Representative In State Legislature

	Registered	Turnout	Percent	1	2
City of Brown City	*834*	288	*34.41%*	32	
Polling Place		288	34.41%	32	
Election Day Manual Entry		0	0.00%	0	
City of Croswell	*1,543*	*349*	*22.62%*	59	
Polling Place		349	22.62%	59	
Election Day Manual Entry		0	0.00%	0	
City of Marlette	*1,213*	*303*	*24.98%*	34	
Polling Place		303	24.98%	34	
Election Day Manual Entry		0	0.00%	0	
City of Sandusky	*1,689*	*510*	*30.20%*	38	
Polling Place		510	30.20%	38	
Election Day Manual Entry		0	0.00%	0	
Argyle Township	*482*	*116*	*24.07%*	5	
Polling Place		116	24.07%	5	
Election Day Manual Entry		0	0.00%	0	
Austin Township	*465*	*106*	*22.80%*	11	
Polling Place		106	22.80%	11	
Election Day Manual Entry		0	0.00%	0	
Bridgehampton Township	*583*	*164*	*28.13%*	12	
Polling Place		164	28.13%	12	
Election Day Manual Entry		0	0.00%	0	
Buel Township	*910*	*285*	*31.32%*	23	
Polling Place		285	31.32%	23	
Election Day Manual Entry		0	0.00%	0	
Custer Township	*716*	*265*	*37.01%*	13	
Polling Place		265	37.01%	13	
Election Day Manual Entry		0	0.00%	0	
Delaware Township	*632*	*220*	*34.81%*	17	
Polling Place		220	34.81%	17	
Election Day Manual Entry		0	0.00%	0	
Elk Township	*1,073*	*295*	*27.49%*	29	
Polling Place		295	27.49%	29	
Election Day Manual Entry		0	0.00%	0	
Elmer Township	*587*	*190*	*32.37%*	13	
Polling Place		190	32.37%	13	
Election Day Manual Entry		0	0.00%	0	
Evergreen Township	*506*	*150*	*29.64%*	11	
Polling Place		150	29.64%	11	
Election Day Manual Entry		0	0.00%	0	
Flynn Township	*583*	*180*	*30.87%*	14	
Polling Place		180	30.87%	14	
Election Day Manual Entry		0	0.00%	0	
Forester Township	*750*	*260*	*34.67%*	32	
Polling Place		260	34.67%	32	
Election Day Manual Entry		0	0.00%	0	

Statement of Vote

Sanilac County

Primary_August_2010

8/6/2010

Democratic Representative in State Legislature

	Registered	Turnout	Percent	1	2
Fremont Township	*683*	*174*	*25.48%*	30	
Polling Place		174	25.48%	30	
Election Day Manual Entry		0	0.00%	0	
Greenleaf Township	*515*	*107*	*20.78%*	12	
Polling Place		107	20.78%	12	
Election Day Manual Entry		0	0.00%	0	
Lamotte Township	*610*	*222*	*36.39%*	17	
Polling Place		222	36.39%	17	
Election Day Manual Entry		0	0.00%	0	
Lexington Township	*2,686*	*832*	*30.98%*	149	
Polling Place		832	30.98%	149	
Election Day Manual Entry		0	0.00%	0	
Maple Valley Township	*722*	*243*	*33.66%*	28	
Polling Place		243	33.66%	28	
Election Day Manual Entry		0	0.00%	0	
Marion Township	*1,086*	*356*	*32.78%*	12	
Polling Place		356	32.78%	12	
Election Day Manual Entry		0	0.00%	0	
Marlette Township	*1,255*	*433*	*34.50%*	24	
Polling Place		433	34.50%	24	
Election Day Manual Entry		0	0.00%	0	
Minden Township	*395*	*116*	*29.37%*	23	
Polling Place		116	29.37%	23	
Election Day Manual Entry		0	0.00%	0	
Moore Township	*769*	*263*	*34.20%*	15	
Polling Place		263	34.20%	15	
Election Day Manual Entry		0	0.00%	0	
Sanilac Township	*1,833*	607	*33.06%*	91	
Polling Place		607	33.06%	91	
Election Day Manual Entry		0	0.00%	0	
Speaker Township	*981*	*297*	*30.28%*	39	
Polling Place		297	30.26%	39	
Election Day Manual Entry		0	0.00%	0	
Washington Township	*1,064*	*327*	*30.73%*	37	
Polling Place		327	30.73%	37	
Election Day Manual Entry		0	0.00%	0	
Watertown Township	*927*	*355*	*38.30%*	27	
Polling Place		355	38.30%	27	
Election Day Manual Entry		0	0.00%	0	
Wheatland Township	*345*	*147*	*42.61%*	14	
Polling Place		147	42.61%	14	
Election Day Manual Entry		0	0.00%	0	
Worth Township Precinct 1	*1,361*	*443*	*32.55%*	67	
Polling Place		443	32.55%	67	
Election Day Manual Entry		0	0.00%	0	

Democratic Representative in State Legislature

	Registered	Turnout	Percent	1	2
Worth Township Precinct 2	*1,466*	454	*30.90%*	57	
Polling Place		454	30.90%	57	
Election Day Manual Entry		0	0.00%	0	
	29,264	9,057	30.94%	985	0

Candidates

1 Alan Lewandowski
2 Write-In

Statement of Vote

Sanilac County

Primary_August_2010

8/6/2010

Democratic County Road Commissioner

	Registered	Turnout	Percent	1
City of Brown City	*834*	288	*34.41%*	
Polling Place		288	34.41%	
Election Day Manual Entry		0	0.00%	
City of Croswell	*1,543*	*349*	*22.62%*	
Polling Place		349	22.62%	
Election Day Manual Entry		0	0.00%	
City of Marlette	*1,213*	*303*	*24.98%*	
Polling Place		303	24.98%	
Election Day Manual Entry		0	0.00%	
City of Sandusky	*1,689*	*510*	*30.20%*	
Polling Place		510	30.20%	
Election Day Manual Entry		0	0.00%	
Argyle Township	*482*	*116*	*24.07%*	
Polling Place		116	24.07%	
Election Day Manual Entry		0	0.00%	
Austin Township	*465*	*106*	*22.80%*	
Polling Place		106	22.80%	
Election Day Manual Entry		0	0.00%	
Bridgehampton Township	*583*	*164*	*28.13%*	
Polling Place		164	28.13%	
Election Day Manual Entry		0	0.00%	
Buel Township	*910*	*285*	*31.32%*	
Polling Place		285	31.32%	
Election Day Manual Entry		0	0.00%	
Custer Township	*716*	*265*	*37.01%*	
Polling Place		265	37.01%	
Election Day Manual Entry		0	0.00%	
Delaware Township	*632*	*220*	*34.81%*	
Polling Place		220	34.81%	
Election Day Manual Entry		0	0.00%	
Elk Township	*1,073*	*295*	*27.49%*	
Polling Place		295	27.49%	
Election Day Manual Entry		0	0.00%	
Elmer Township	*587*	*190*	*32.37%*	
Polling Place		190	32.37%	
Election Day Manual Entry		0	0.00%	
Evergreen Township	*506*	*150*	*29.64%*	
Polling Place		150	29.64%	
Election Day Manual Entry		0	0.00%	
Flynn Township	*583*	*180*	*30.87%*	
Polling Place		180	30.87%	
Election Day Manual Entry		0	0.00%	
Forester Township	*750*	*260*	*34.67%*	
Polling Place		260	34.67%	
Election Day Manual Entry		0	0.00%	

Democratic County Road Commissioner

	Registered	Turnout	Percent	1
Fremont Township	*683*	*174*	*25.48%*	
Polling Place		174	25.48%	
Election Day Manual Entry		0	0.00%	
Greenleaf Township	*515*	*107*	*20.78%*	
Polling Place		107	20.78%	
Election Day Manual Entry		0	0.00%	
Lamotte Township	*610*	*222*	*36.39%*	
Polling Place		222	36.39%	
Election Day Manual Entry		0	0.00%	
Lexington Township	*2,686*	*832*	*30.98%*	
Polling Place		832	30.98%	
Election Day Manual Entry		0	0.00%	
Maple Valley Township	*722*	*243*	*33.66%*	
Polling Place		243	33.66%	
Election Day Manual Entry		0	0.00%	
Marion Township	*1,086*	*356*	*32.78%*	
Polling Place		356	32.78%	
Election Day Manual Entry		0	0.00%	
Marlette Township	*1,255*	*433*	*34.50%*	
Polling Place		433	34.50%	
Election Day Manual Entry		0	0.00%	
Minden Township	*395*	*116*	*29.37%*	
Polling Place		116	29.37%	
Election Day Manual Entry		0	0.00%	
Moore Township	*769*	*263*	*34.20%*	
Polling Place		263	34.20%	
Election Day Manual Entry		0	0.00%	
Sanilac Township	*1,833*	607	*33.06%*	
Polling Place		607	33.06%	
Election Day Manual Entry		0	0.00%	
Speaker Township	*981*	*297*	*30.28%*	
Polling Place		297	30.28%	
Election Day Manual Entry		0	0.00%	
Washington Township	*1,064*	*327*	*30.73%*	
Polling Place		327	30.73%	
Election Day Manual Entry		0	0.00%	
Watertown Township	*927*	*355*	*38.30%*	
Polling Place		355	38.30%	
Election Day Manual Entry		0	0.00%	
Wheatland Township	*345*	*147*	*42.61%*	
Polling Place		147	42.61%	
Election Day Manual Entry		0	0.00%	
Worth Township Precinct 1	*1,361*	*443*	*32.55%*	
Polling Place		443	32.55%	
Election Day Manual Entry		0	0.00%	

Statement of Vote

Sanilac County

Primary_August_2010

8/6/2010

Democratic County Road Commissioner

	Registered	Turnout	Percent	1
Worth Township Precinct 2	1,466	454	30.90%	
Polling Place		454	30.90%	
Election Day Manual Entry		0	0.00%	
	29,264	9,057	30.94%	0

Candidates

1 Write-In

Statement of Vote

Sanilac County

Primary_August_2010

8/6/2010

Democratic County Commissioner District 1

	Registered	Turnout	Percent	1	2
Argyle Township	*482*	*116*	*24.07%*	4	
Polling Place		116	24.07%	4	
Election Day Manual Entry		0	0.00%	0	
Austin Township	*465*	*106*	*22.80%*	12	
Polling Place		106	22.80%	12	
Election Day Manual Entry		0	0.00%	0	
Custer Township	*716*	*265*	*37.01%*	13	
Polling Place		265	37.01%	13	
Election Day Manual Entry		0	0.00%	0	
Evergreen Township	*506*	*150*	*29.64%*	10	
Polling Place		150	29.64%	10	
Election Day Manual Entry		0	0.00%	0	
Greenleaf Township	*515*	*107*	*20.78%*	12	
Polling Place		107	20.78%	12	
Election Day Manual Entry		0	0.00%	0	
Lamotte Township	*610*	*222*	*36.39%*	18	
Polling Place		222	36.39%	18	
Election Day Manual Entry		0	0.00%	0	
Minden Township	*395*	*116*	*29.37%*	24	
Polling Place		116	29.37%	24	
Election Day Manual Entry		0	0.00%	0	
Wheatland Township	*345*	*147*	*42.61%*	15	
Polling Place		147	42.61%	15	
Election Day Manual Entry		0	0.00%	0	
	4,034	*1,229*	30.47%	108	0

Candidates

1 Joyce E. Wiley
2 Write-In

Statement of Vote

Sanilac County

Primary_August_2010

8/6/2010

Democratic County Commissioner District 2

	Registered	Turnout	Percent	1
Delaware Township	*632*	*220*	*34.81%*	
Polling Place		220	34.81%	
Election Day Manual Entry		0	0.00%	
Forester Township	*750*	*260*	*34.67%*	
Polling Place		260	34.67%	
Election Day Manual Entry		0	0.00%	
Marion Township	*1,088*	*358*	*32.78%*	
Polling Place		356	32.78%	
Election Day Manual Entry		0	0.00%	
Sanilac Township	*1,833*	607	*33.06%*	
Polling Place		607	33.06%	
Election Day Manual Entry		0	0.00%	
	4,301	1,443	33.53%	0

Candidates

1 Write-In

Statement of Vote

Sanilac County

Primary_August_2010

8/6/2010

Democratic County Commissioner District 3

	Registered	Turnout	Percent	1
City of Marlette	*1,213*	*303*	*24.98%*	
Polling Place		303	24.98%	
Election Day Manual Entry		0	0.00%	
Elmer Township	*587*	*190*	*32.37%*	
Polling Place		190	32.37%	
Election Day Manual Entry		0	0.00%	
Marlette Township	*1,255*	*433*	*34.50%*	
Polling Place		433	34.50%	
Election Day Manual Entry		0	0.00%	
Moore Township	*769*	*263*	*34.20%*	
Polling Place		263	34.20%	
Election Day Manual Entry		0	0.00%	
	3,824	*1,189*	31.09%	0

Candidates

1 Write-In

Statement of Vote

Sanilac County

Primary_August_2010

8/6/2010

Democratic County Commissioner District 4

	Registered	Turnout	Percent	1	2
City of Sandusky	*1,689*	*510*	*30.20%*	36	
Polling Place		510	30.20%	36	
Election Day Manual Entry		0	0.00%	0	
Bridgehampton Township	*583*	*164*	*28.13%*	12	
Polling Place		164	28.13%	12	
Election Day Manual Entry		0	0.00%	0	
Washington Township	*1,064*	*327*	*30.73%*	37	
Polling Place		327	30.73%	37	
Election Day Manual Entry		0	0.00%	0	
Watertown Township	*927*	*355*	*38.30%*	28	
Polling Place		355	38.30%	28	
Election Day Manual Entry		0	0.00%	0	
	4,263	*1,356*	31.81%	113	0

Candidates

1 Norton Schramm
2 Write-In

Statement of Vote

Sanilac County

Primary_August_2010

8/6/2010

Democratic County Commissioner District 5

	Registered	Turnout	Percent	1	2
City of Brown City	*834*	288	*34.41%*	35	
Polling Place		288	34.41%	35	
Election Day Manual Entry		0	0.00%	0	
Elk Township	*1,073*	*295*	*27.49%*	24	
Polling Place		295	27.49%	24	
Election Day Manual Entry		0	0.00%	0	
Flynn Township	*583*	*180*	*30.87%*	13	
Polling Place		180	30.87%	13	
Election Day Manual Entry		0	0.00%	0	
Maple Valley Township	*722*	*243*	*33.66%*	25	
Polling Place		243	33.66%	25	
Election Day Manual Entry		0	0.00%	0	
Speaker Township	*981*	*297*	*30.28%*	37	
Polling Place		297	30.28%	37	
Election Day Manual Entry		0	0.00%	0	
	4,193	1,303	31.05%	134	0

Candidates

1 William Walters
2 Write-In

Statement of Vote

Sanilac County

Primary_August_2010

8/6/2010

Democratic County Commissioner District 6

	Registered	Turnout	Percent	1	2
Buel Township	*910*	*285*	*31.32%*	22	
Polling Place		285	31.32%	22	
Election Day Manual Entry		0	0.00%	0	
Fremont Township	*683*	*174*	*25.48%*	31	
Polling Place		174	25.46%	31	
Election Day Manual Entry		0	0.00%	0	
Worth Township Precinct 1	*1,361*	*443*	*32.55%*	61	
Polling Place		443	32.55%	61	
Election Day Manual Entry		0	0.00%	0	
Worth Township Precinct 2	*1,466*	*454*	*30.90%*	54	
Polling Place		454	30.90%	54	
Election Day Manual Entry		0	0.00%	0	
	4,420	1,356	30.66%	166	0

Candidates

1 Richard W. Partlo
2 Write-In

Statement of Vote

Sanilac County

Primary_August_2010

8/6/2010

Democratic County Commissioner District 7

	Registered	Turnout	Percent	1
City of Croswell	*1,543*	*349*	*22.62%*	
Polling Place		349	22.62%	
Election Day Manual Entry		0	0.00%	
Lexington Township	*2,686*	*832*	*30.98%*	
Polling Place		832	30.98%	
Election Day Manual Entry		0	0.00%	
	4,229	*1,181*	27.93%	0

Candidates

1 Write-In

CERTIFICATE OF DETERMINATION

STATE OF MICHIGAN,

ss

COUNTY OF SANILAC

The Board of Canvassers of Sanilac County having Ascertained and Canvassed the Votes of the several Cities and Townships of this County, for the Primary Election held on Tuesday, August 3, 2010, hereby determine:

REPUBLICAN PARTY

That **Ronald Gerstenberger** having received the largest number of votes is the nominated candidate by the Republican Party to the office of **Road Commissioner.**

That **John Merriman** having received the largest number of votes is the nominated candidate by the Republican Party to the office of **County Commissioner District 1.**

That **Gary C. Russell** having received the largest number of votes is the nominated candidate by the Republican Party to the office of **County Commissioner District 2.**

That **James Ruby** having received the largest number of votes is the nominated candidate by the Republican Party to the office of **County Commissioner District 3.**

That **James Bowerman** having received the largest number of votes is the nominated candidate by the Republican Party to the office of **County Commissioner District 4.**

That **Jamie Daws** having received the largest number of votes is the nominated candidate by the Republican Party to the office of **County Commissioner District 5.**

That **Donald A. Hunt** having received the largest number of votes is the nominated candidate by the Republican Party to the office of **County Commissioner District 6.**

That **Judy Van Sickle** having received the largest number of votes is the nominated candidate by the Republican Party to the office of **County Commissioner District 7.**

DEMOCRATIC PARTY

That **Joyce Wiley** having received the largest number of votes is the nominated candidate by the Democratic Party to the office of **County Commissioner District 1.**

That **Norton D. Schramm** having received the largest number of votes is the nominated candidate by the Democratic Party to the office of **County Commissioner District 4.**

That **William Walters** having received the largest number of votes is the nominated candidate by the Democratic Party to the office of **County Commissioner District 5.**

That **Richard W. Partlo** having received the largest number of votes is the nominated candidate by the Republican Party to the office of **County Commissioner District 6.**

In Witness Whereof, We have hereunto set our hands and affixed the Seal of the Circuit Court for the County of Sanilac this 10th day of August in the year two thousand and ten.

Margaret Williams

Jayne Gregg

Kathy See

Linda I. Kozfkay

Linda I. Kozfkay, Clerk
Sanilac County Board of Canvassers

We do further determine the following ballot propositions or questions were passed or defeated as indicated below:

SANILAC COUNTY DRUG TASK FORCE MILLAGE

To provide continued funding for the Drug Task Force under the supervision of the Drug Task Force Board consisting of the Chairperson of the County Board of Commissioners, two (2) members of the general public to be appointed by the Board of Commissioners, Michigan State Police, Prosecuting Attorney, Sheriff and a Representative of the Sanilac County Chief's Association:

Shall the 15 mill tax limitation on general ad valorem taxes within Sanilac County, State of Michigan, be increased as provided by Article IX, Section 6, of the Constitution of the State of Michigan, by not more than 5/10th of 1 mill (50 cents per $1,000 of taxable value) for each of the years 2010, 2011, 2012 and 2013 inclusive; which levy will raise in the first year an estimated revenue of $697,381.00; a portion of the millage may be captured by: Tax Increment Finance Authority, Brownfield Redevelopment Authorities (BRA), Downtown Development Authorities (DDA) and Local Development Financing Authority? These funds shall be used for the operation of the Drug Task Force, whose sole purpose shall be the prevention, detection, arrest and prosecution of persons involved in the distribution of illegal controlled substances and related criminal activity.

Having received sufficient votes was Passed.

SANILAC COUNTY PARKS MILLAGE PROPOSAL

Shall the 15 mill tax limitation on general ad valorem taxes within Sanilac County, State of Michigan, be increased as provided by Article IX, Section 6, of the Constitution of the State of Michigan, by not more than 2/10th of 1 mill (20 cents per $1,000 of taxable value) for four (4) years, 2010 through 2013, inclusive for the purpose of providing operating/capital improvements in maintaining services to county parks under the

direction and supervision of the Sanilac County Parks Board, raising an estimated revenue of $278,952.00 in the first year the millage is levied; a portion of the millage may be captured by: Tax Increment Finance Authority, Brownfield Redevelopment Authorities (BRA), Downtown Development Authorities (DDA) and Local Development Financing Authority?

Having received sufficient votes was Passed.

RENEWAL OF SANILAC COUNTY
MEDICAL CARE FACILITY MILLAGE

Shall the expired previous voted increase in the tax limitation imposed under Article IX, Section 6 of the Michigan Constitution in Sanilac County of 0.2000 of 1 mill (20 cents per $1,000.00 of taxable value) reduced to 0.1972 of 1 mill (19.72 cents per $1,000 of taxable value) by the required millage rollbacks, be renewed at and increased up to the original voted 0.2000 of 1 mill (20 cents per $1,000 of taxable value) and levied for six (6) years, 2010 through 2015 inclusive, for the purpose of funding the payment of Maintenance of Effort fees charged the County of Sanilac by the State of Michigan for the operation of the Sanilac County Medical Care Facility and for the operations of the facility itself, raising an estimated revenue of $278,952.00 in the first year the millage is levied; a portion of the millage may be captured by: Tax Increment Finance Authority, Brownfield Redevelopment Authorities (BRA), Downtown Development Authorities (DDA) and Local Development Financing Authority?

Having received sufficient votes was Passed.

SANILAC COUNTY
9-1-1 EMERGENCY SERVICES

Shall the tax limitations under Article IX, Section 6 of the Michigan Constitution in Sanilac County, be increased by 0.2000 of 1 mill (20 cents per $1,000 of taxable value) and levied for four (4) years, 2010 through 2013 inclusive, to be used exclusively for the funding of 9-1-1 emergency telephone call answering and dispatch services within Sanilac County including facilities, equipment and operations; and for providing to all law enforcement, emergency medical technicians (EMT) and fire departments within Sanilac County 9-1-1 emergency radio equipment

under the direction and supervision of the Sanilac Central Dispatch Board, raising an estimated revenue of $278,952.00 in the first year the millage is levied; a portion of the millage may be captured by: Tax Increment Finance Authority, Brownfield Redevelopment Authorities (BRA), Downtown Development Authorities (DDA) and Local Development Financing Authority?

Having received sufficient votes was Passed.

SANILAC COUNTY VETERANS MILLAGE

Shall the tax limitation under Article IX, Section 6 of the Michigan Constitution in Sanilac County, be increased by 0.1250 of 1 mill (12.5 cents per $1,000 of taxable value) and levied for six (6) years, 2010 through 2015 inclusive, for the purpose to equip, operate and provide support and assistance services to veterans through a county department of Veteran's Affairs, raising an estimated revenue of $174,345.00 in the first year the millage is levied; a portion of the millage may be captured by: Tax Increment Finance Authority, Brownfield Redevelopment Authorities (BRA), Downtown Development Authorities (DDA) and Local Development Financing Authority?

Having received sufficient votes was Passed.

Statement of Vote

Sanilac County

Primary_August_2010

8/6/2010

Drug Task Force Millage

	Registered	Turnout	Percent	1	2
City of Brown City	*834*	288	*34.41%*	161	99
Polling Place		288	34.41%	161	99
Election Day Manual Entry		0	0.00%	0	0
City of Croswell	*1,543*	*349*	*22.62%*	194	123
Polling Place		349	22.62%	194	123
Election Day Manual Entry		0	0.00%	0	0
City of Marlette	*1,213*	*303*	*24.98%*	174	117
Polling Place		303	24.98%	174	117
Election Day Manual Entry		0	0.00%	0	0
City of Sandusky	*1,689*	*510*	*30.20%*	269	214
Polling Place		510	30.20%	259	214
Election Day Manual Entry		0	0.00%	0	0
Argyle Township	*482*	*116*	*24.07%*	49	52
Polling Place		116	24.07%	49	52
Election Day Manual Entry		0	0.00%	0	0
Austin Township	*465*	*106*	*22.80%*	49	38
Polling Place		106	22.80%	49	38
Election Day Manual Entry		0	0.00%	0	0
Bridgehampton Township	*583*	*164*	*28.13%*	58	93
Polling Place		164	28.13%	58	93
Election Day Manual Entry		0	0.00%	0	0
Buel Township	*910*	*285*	*31.32%*	136	135
Polling Place		285	31.32%	136	135
Election Day Manual Entry		0	0.00%	0	0
Custer Township	*716*	*265*	*37.01%*	120	128
Polling Place		265	37.01%	120	128
Election Day Manual Entry		0	0.00%	0	0
Delaware Township	*632*	*220*	*34.81%*	110	93
Polling Place		220	34.81%	110	93
Election Day Manual Entry		0	0.00%	0	0
Elk Township	*1,073*	*295*	*27.49%*	130	145
Polling Place		295	27.49%	130	145
Election Day Manual Entry		0	0.00%	0	0
Elmer Township	*587*	*190*	*32.37%*	76	96
Polling Place		190	32.37%	76	96
Election Day Manual Entry		0	0.00%	0	0
Evergreen Township	*506*	*150*	*29.64%*	74	62
Polling Place		150	29.64%	74	62
Election Day Manual Entry		0	0.00%	0	0
Flynn Township	*583*	*180*	*30.87%*	79	89
Polling Place		180	30.87%	79	69
Election Day Manual Entry		0	0.00%	0	0
Forester Township	*750*	*260*	*34.67%*	122	129
Polling Place		260	34.67%	122	129
Election Day Manual Entry		0	0.00%	0	0

Drug Task Force Millage

	Registered	Turnout	Percent	1	2
Fremont Township	*683*	*174*	*25.48%*	65	99
Polling Place		174	25.48%	65	99
Election Day Manual Entry		0	0.00%	0	0
Greenleaf Township	*515*	*107*	*20.78%*	56	37
Polling Place		107	20.78%	56	37
Election Day Manual Entry		0	0.00%	0	0
Lamotte Township	*610*	*222*	*36.39%*	122	92
Polling Place		222	36.39%	122	92
Election Day Manual Entry		0	0.00%	0	0
Lexington Township	*2,686*	*832*	*30.98%*	379	392
Polling Place		832	30.98%	379	392
Election Day Manual Entry		0	0.00%	0	0
Maple Valley Township	*722*	*243*	*33.66%*	133	88
Polling Place		243	33.66%	133	88
Election Day Manual Entry		0	0.00%	0	0
Marion Township	*1,086*	*356*	*32.78%*	201	134
Polling Place		356	32.78%	201	134
Election Day Manual Entry		0	0.00%	0	0
Marlette Township	*1,255*	*433*	*34.50%*	243	157
Polling Place		433	34.50%	243	157
Election Day Manual Entry		0	0.00%	0	0
Minden Township	*395*	*116*	*29.37%*	60	39
Polling Place		116	29.37%	60	39
Election Day Manual Entry		0	0.00%	0	0
Moore Township	*769*	*263*	*34.20%*	117	134
Polling Place		263	34.20%	117	134
Election Day Manual Entry		0	0.00%	0	0
Sanilac Township	*1,833*	*607*	*33.06%*	280	267
Polling Place		607	33.06%	280	267
Election Day Manual Entry		0	0.00%	0	0
Speaker Township	*981*	*297*	*30.28%*	115	151
Polling Place		297	30.28%	115	151
Election Day Manual Entry		0	0.00%	0	0
Washington Township	*1,064*	*327*	*30.73%*	113	194
Polling Place		327	30.73%	113	194
Election Day Manual Entry		0	0.00%	0	0
Watertown Township	*927*	*355*	*38.30%*	174	163
Polling Place		355	38.30%	174	153
Election Day Manual Entry		0	0.00%	0	0
Wheatland Township	*345*	*147*	*42.61%*	66	66
Polling Place		147	42.61%	65	66
Election Day Manual Entry		0	0.00%	0	0
Worth Township Precinct 1	*1,361*	*443*	*32.55%*	163	243
Polling Place		443	32.55%	153	243
Election Day Manual Entry		0	0.00%	0	0

Drug Task Force Millage

	Registered	Turnout	Percent	1	2
Worth Township Precinct 2	1,466	454	30.90%	189	231
Polling Place		454	30.90%	189	231
Election Day Manual Entry		0	0.00%	0	0
	29,264	9,057	30.94%	4,256	4,090

Candidates

1 YES
2 NO

Statement of Vote

Sanilac County

Primary_August_2010

8/6/2010

Parks Millage Proposal

	Registered	Turnout	Percent	1	2
City of Brown City	*834*	288	*34.41%*	147	111
Polling Place		288	34.41%	147	111
Election Day Manual Entry		0	0.00%	0	0
City of Croswell	*1,543*	*349*	*22.62%*	209	109
Polling Place		349	22.62%	209	109
Election Day Manual Entry		0	0.00%	0	0
City of Marlette	*1,213*	*303*	*24.98%*	190	101
Polling Place		303	24.98%	190	101
Election Day Manual Entry		0	0.00%	0	0
City of Sandusky	*1,689*	*510*	*30.20%*	282	187
Polling Place		510	30.20%	282	187
Election Day Manual Entry		0	0.00%	0	0
Argyle Township	*482*	*116*	*24.07%*	48	53
Polling Place		116	24.07%	48	53
Election Day Manual Entry		0	0.00%	0	0
Austin Township	*465*	*106*	*22.80%*	35	51
Polling Place		106	22.80%	35	51
Election Day Manual Entry		0	0.00%	0	0
Bridgehampton Township	*583*	*164*	*28.13%*	65	84
Polling Place		164	28.13%	65	84
Election Day Manual Entry		0	0.00%	0	0
Buel Township	*910*	*285*	*31.32%*	137	135
Polling Place		285	31.32%	137	135
Election Day Manual Entry		0	0.00%	0	0
Custer Township	*716*	*265*	*37.01%*	137	111
Polling Place		265	37.01%	137	111
Election Day Manual Entry		0	0.00%	0	0
Delaware Township	*632*	*220*	*34.81%*	90	116
Polling Place		220	34.81%	90	116
Election Day Manual Entry		0	0.00%	0	0
Elk Township	*1,073*	*295*	*27.49%*	129	146
Polling Place		295	27.49%	129	146
Election Day Manual Entry		0	0.00%	0	0
Elmer Township	*587*	*190*	*32.37%*	82	89
Polling Place		190	32.37%	82	89
Election Day Manual Entry		0	0.00%	0	0
Evergreen Township	*506*	*150*	*29.64%*	85	54
Polling Place		150	29.64%	85	54
Election Day Manual Entry		0	0.00%	0	0
Flynn Township	*583*	*180*	*30.87%*	82	88
Polling Place		180	30.87%	82	66
Election Day Manual Entry		0	0.00%	0	0
Forester Township	*750*	*260*	*34.67%*	161	92
Polling Place		260	34.67%	161	92
Election Day Manual Entry		0	0.00%	0	0

Parks Millage Proposal

	Registered	Turnout	Percent	1	2
Fremont Township	*683*	*174*	*25.48%*	76	88
Polling Place		174	25.48%	76	88
Election Day Manual Entry		0	0.00%	0	0
Greenleaf Township	*515*	*107*	*20.78%*	46	48
Polling Place		107	20.78%	46	48
Election Day Manual Entry		0	0.00%	0	0
Lamotte Township	*610*	*222*	*36.39%*	123	90
Polling Place		222	36.39%	123	90
Election Day Manual Entry		0	0.00%	0	0
Lexington Township	*2,686*	*832*	*30.98%*	450	322
Polling Place		832	30.98%	450	322
Election Day Manual Entry		0	0.00%	0	0
Maple Valley Township	*722*	*243*	*33.66%*	136	83
Polling Place		243	33.66%	136	83
Election Day Manual Entry		0	0.00%	0	0
Marion Township	*1,086*	*356*	*32.78%*	240	97
Polling Place		356	32.78%	240	97
Election Day Manual Entry		0	0.00%	0	0
Marlette Township	*1,255*	*433*	*34.50%*	251	149
Polling Place		433	34.50%	251	149
Election Day Manual Entry		0	0.00%	0	0
Minden Township	*395*	*116*	*29.37%*	55	44
Polling Place		116	29.37%	55	44
Election Day Manual Entry		0	0.00%	0	0
Moore Township	*769*	*263*	*34.20%*	137	113
Polling Place		263	34.20%	137	113
Election Day Manual Entry		0	0.00%	0	0
Sanilac Township	*1,833*	607	*33.06%*	331	217
Polling Place		607	33.06%	331	217
Election Day Manual Entry		0	0.00%	0	0
Speaker Township	*981*	*297*	*30.28%*	119	147
Polling Place		297	30.28%	119	147
Election Day Manual Entry		0	0.00%	0	0
Washington Township	*1,064*	*327*	*30.73%*	138	169
Polling Place		327	30.73%	138	169
Election Day Manual Entry		0	0.00%	0	0
Watertown Township	*927*	*355*	*38.30%*	183	142
Polling Place		355	38.30%	183	142
Election Day Manual Entry		0	0.00%	0	0
Wheatland Township	*345*	*147*	*42.61%*	77	64
Polling Place		147	42.61%	77	54
Election Day Manual Entry		0	0.00%	0	0
Worth Township Precinct 1	*1,361*	*443*	*32.55%*	146	248
Polling Place		443	32.55%	146	248
Election Day Manual Entry		0	0.00%	0	0

Parks Millage Proposal

	Registered	Turnout	Percent	1	2
Worth Township Precinct 2	*1,466*	454	*30.90%*	189	225
Polling Place		454	30.90%	189	225
Election Day Manual Entry		0	0.00%	0	0
	29,264	9,057	30.94%	4,576	3,763

Candidates

1 YES
2 NO

Statement of Vote

Sanilac County

Primary_August_2010

8/6/2010

Medical Care Facility Millage

	Registered	Turnout	Percent	1	2
City of Brown City	*834*	288	*34.41%*	181	91
Polling Place		288	34.41%	181	91
Election Day Manual Entry		0	0.00%	0	0
City of Croswell	*1,543*	*349*	*22.62%*	243	88
Polling Place		349	22.62%	243	88
Election Day Manual Entry		0	0.00%	0	0
City of Marlette	*1,213*	*303*	*24.98%*	212	81
Polling Place		303	24.98%	212	81
Election Day Manual Entry		0	0.00%	0	0
City of Sandusky	*1,689*	*510*	*30.20%*	357	136
Polling Place		510	30.20%	357	136
Election Day Manual Entry		0	0.00%	0	0
Argyle Township	*482*	*116*	*24.07%*	60	53
Polling Place		116	24.07%	60	53
Election Day Manual Entry		0	0.00%	0	0
Austin Township	*465*	*106*	*22.80%*	66	28
Polling Place		106	22.80%	66	28
Election Day Manual Entry		0	0.00%	0	0
Bridgehampton Township	*583*	*164*	*28.13%*	101	61
Polling Place		164	28.13%	101	61
Election Day Manual Entry		0	0.00%	0	0
Buel Township	*910*	*285*	*31.32%*	183	92
Polling Place		285	31.32%	183	92
Election Day Manual Entry		0	0.00%	0	0
Custer Township	*716*	*265*	*37.01%*	165	94
Polling Place		285	37.01%	165	94
Election Day Manual Entry		0	0.00%	0	0
Delaware Township	*632*	*220*	*34.81%*	115	89
Polling Place		220	34.81%	115	89
Election Day Manual Entry		0	0.00%	0	0
Elk Township	*1,073*	*295*	*27.49%*	181	106
Polling Place		295	27.49%	181	106
Election Day Manual Entry		0	0.00%	0	0
Elmer Township	*587*	*190*	*32.37%*	116	69
Polling Place		190	32.37%	116	69
Election Day Manual Entry		0	0.00%	0	0
Evergreen Township	*506*	*150*	*29.64%*	85	57
Polling Place		150	29.64%	85	57
Election Day Manual Entry		0	0.00%	0	0
Flynn Township	*583*	*180*	*30.87%*	116	60
Polling Place		180	30.87%	116	60
Election Day Manual Entry		0	0.00%	0	0
Forester Township	*750*	*260*	*34.67%*	173	84
Polling Place		260	34.67%	173	84
Election Day Manual Entry		0	0.00%	0	0

Medical Care Facility Millage

	Registered	Turnout	Percent	1	2
Fremont Township	*683*	*174*	*25.48%*	95	75
Polling Place		174	25.48%	95	75
Election Day Manual Entry		0	0.00%	0	0
Greenleaf Township	*515*	*107*	*20.78%*	67	32
Polling Place		107	20.78%	67	32
Election Day Manual Entry		0	0.00%	0	0
Lamotte Township	*610*	*222*	*36.39%*	152	63
Polling Place		222	36.39%	152	83
Election Day Manual Entry		0	0.00%	0	0
Lexington Township	*2,686*	*832*	*30.98%*	491	287
Polling Place		832	30.98%	491	287
Election Day Manual Entry		0	0.00%	0	0
Maple Valley Township	*722*	*243*	*33.66%*	158	72
Polling Place		243	33.66%	158	72
Election Day Manual Entry		0	0.00%	0	0
Marion Township	*1,086*	*356*	*32.78%*	269	87
Polling Place		356	32.78%	269	87
Election Day Manual Entry		0	0.00%	0	0
Marlette Township	*1,255*	*433*	*34.50%*	282	136
Polling Place		433	34.50%	282	136
Election Day Manual Entry		0	0.00%	0	0
Minden Township	*395*	*116*	*29.37%*	78	29
Polling Place		116	29.37%	78	29
Election Day Manual Entry		0	0.00%	0	0
Moore Township	*769*	*263*	*34.20%*	166	93
Polling Place		263	34.20%	166	93
Election Day Manual Entry		0	0.00%	0	0
Sanilac Township	*1,833*	607	*33.06%*	388	197
Polling Place		607	33.06%	388	197
Election Day Manual Entry		0	0.00%	0	0
Speaker Township	*981*	*297*	*30.28%*	163	111
Polling Place		297	30.28%	163	111
Election Day Manual Entry		0	0.00%	0	0
Washington Township	*1,064*	*327*	*30.73%*	163	151
Polling Place		327	30.73%	163	151
Election Day Manual Entry		0	0.00%	0	0
Watertown Township	*927*	*355*	*38.30%*	227	115
Polling Place		355	38.30%	227	115
Election Day Manual Entry		0	0.00%	0	0
Wheatland Township	*345*	*147*	*42.61%*	103	37
Polling Place		147	42.61%	103	37
Election Day Manual Entry		0	0.00%	0	0
Worth Township Precinct 1	*1,361*	*443*	*32.55%*	179	245
Polling Place		443	32.55%	179	245
Election Day Manual Entry		0	0.00%	0	0

Medical Care Facility Millage

	Registered	Turnout	Percent	1	2
Worth Township Precinct 2	*1,466*	454	*30.90%*	211	208
Polling Place		454	30.90%	211	208
Election Day Manual Entry		0	0.00%	0	0
	29,264	9,057	30.94%	5,535	3,127

Candidates

1 YES
2 NO

Statement of Vote

Sanilac County

Primary_August_2010

8/6/2010

9-1-1 Emergency Services

	Registered	Turnout	Percent	1	2
City of Brown City	*834*	288	*34.41%*	227	52
Polling Place		288	34.41%	227	52
Election Day Manual Entry		0	0.00%	0	0
City of Croswell	*1,543*	*349*	*22.62%*	285	50
Polling Place		349	22.62%	285	50
Election Day Manual Entry		0	0.00%	0	0
City of Marlette	*1,213*	*303*	*24.98%*	233	62
Polling Place		303	24.98%	233	62
Election Day Manual Entry		0	0.00%	0	0
City of Sandusky	*1,689*	*510*	*30.20%*	379	119
Polling Place		510	30.20%	379	119
Election Day Manual Entry		0	0.00%	0	0
Argyle Township	*482*	*116*	*24.07%*	61	52
Polling Place		116	24.07%	61	52
Election Day Manual Entry		0	0.00%	0	0
Austin Township	*465*	*106*	*22.80%*	73	20
Polling Place		106	22.80%	73	20
Election Day Manual Entry		0	0.00%	0	0
Bridgehampton Township	*583*	*164*	*28.13%*	99	62
Polling Place		164	28.13%	99	62
Election Day Manual Entry		0	0.00%	0	0
Buel Township	*910*	*285*	*31.32%*	179	99
Polling Place		285	31.32%	179	99
Election Day Manual Entry		0	0.00%	0	0
Custer Township	*716*	*265*	*37.01%*	191	69
Polling Place		265	37.01%	191	69
Election Day Manual Entry		0	0.00%	0	0
Delaware Township	*632*	*220*	*34.81%*	140	69
Polling Place		220	34.81%	140	69
Election Day Manual Entry		0	0.00%	0	0
Elk Township	*1,073*	*295*	*27.49%*	195	92
Polling Place		295	27.49%	195	92
Election Day Manual Entry		0	0.00%	0	0
Elmer Township	*587*	*190*	*32.37%*	137	48
Polling Place		190	32.37%	137	48
Election Day Manual Entry		0	0.00%	0	0
Evergreen Township	*506*	*150*	*29.64%*	96	47
Polling Place		150	29.64%	96	47
Election Day Manual Entry		0	0.00%	0	0
Flynn Township	*583*	*180*	*30.87%*	124	54
Polling Place		180	30.87%	124	54
Election Day Manual Entry		0	0.00%	0	0
Forester Township	*750*	*260*	*34.67%*	180	74
Polling Place		260	34.67%	180	74
Election Day Manual Entry		0	0.00%	0	0

Statement of Vote

Sanilac County

Primary_August_2010

8/6/2010

9-1-1 Emergency Services

	Registered	Turnout	Percent	1	2
Fremont Township	*683*	*174*	*25.48%*	105	64
Polling Place		174	25.48%	105	64
Election Day Manual Entry		0	0.00%	0	0
Greenleaf Township	*515*	*107*	*20.78%*	70	29
Polling Place		107	20.78%	70	29
Election Day Manual Entry		0	0.00%	0	0
Lamotte Township	*610*	*222*	*36.39%*	152	62
Polling Place		222	36.39%	152	62
Election Day Manual Entry		0	0.00%	0	0
Lexington Township	*2,686*	*832*	*30.98%*	549	232
Polling Place		832	30.98%	549	232
Election Day Manual Entry		0	0.00%	0	0
Maple Valley Township	*722*	*243*	*33.66%*	189	45
Polling Place		243	33.66%	189	45
Election Day Manual Entry		0	0.00%	0	0
Marion Township	*1,086*	*356*	*32.78%*	272	70
Polling Place		356	32.78%	272	70
Election Day Manual Entry		0	0.00%	0	0
Marlette Township	*1,255*	*433*	*34.50%*	319	103
Polling Place		433	34.50%	319	103
Election Day Manual Entry		0	0.00%	0	0
Minden Township	*395*	*116*	*29.37%*	86	22
Polling Place		116	29.37%	86	22
Election Day Manual Entry		0	0.00%	0	0
Moore Township	*769*	*263*	*34.20%*	180	78
Polling Place		263	34.20%	180	78
Election Day Manual Entry		0	0.00%	0	0
Sanilac Township	*1,833*	607	*33.06%*	430	156
Polling Place		607	33.06%	430	156
Election Day Manual Entry		0	0.00%	0	0
Speaker Township	*981*	*297*	*30.28%*	181	98
Polling Place		297	30.28%	181	98
Election Day Manual Entry		0	0.00%	0	0
Washington Township	*1,064*	*327*	*30.73%*	197	123
Polling Place		327	30.73%	197	123
Election Day Manual Entry		0	0.00%	0	0
Watertown Township	*927*	*355*	*38.30%*	241	104
Polling Place		355	38.30%	241	104
Election Day Manual Entry		0	0.00%	0	0
Wheatland Township	*345*	*147*	*42.61%*	103	38
Polling Place		147	42.61%	103	38
Election Day Manual Entry		0	0.00%	0	0
Worth Township Precinct 1	*1,361*	*443*	*32.55%*	202	230
Polling Place		443	32.55%	202	230
Election Day Manual Entry		0	0.00%	0	0

9-1-1 Emergency Services

	Registered	Turnout	Percent	1	2
Worth Township Precinct 2	1,466	454	30.90%	246	187
Polling Place		454	30.90%	246	187
Election Day Manual Entry		0	0.00%	0	0
	29,264	9,057	30.94%	6,121	2,610

Candidates

1 YES
2 NO

Statement of Vote

Sanilac County

Primary_August_2010

8/6/2010

Sanilac County Veterans Millage

	Registered	Turnout	Percent	1	2
City of Brown City	*834*	288	*34.41%*	214	63
Polling Place		288	34.41%	214	63
Election Day Manual Entry		0	0.00%	0	0
City of Croswell	*1,543*	*349*	*22.62%*	281	55
Polling Place		349	22.62%	281	55
Election Day Manual Entry		0	0.00%	0	0
City of Marlette	*1,213*	*303*	*24.98%*	233	60
Polling Place		303	24.98%	233	60
Election Day Manual Entry		0	0.00%	0	0
City of Sandusky	*1,689*	*510*	*30.20%*	380	111
Polling Place		510	30.20%	380	111
Election Day Manual Entry		0	0.00%	0	0
Argyle Township	*462*	*116*	*24.07%*	81	32
Polling Place		116	24.07%	81	32
Election Day Manual Entry		0	0.00%	0	0
Austin Township	*465*	*106*	*22.80%*	73	22
Polling Place		106	22.80%	73	22
Election Day Manual Entry		0	0.00%	0	0
Bridgehampton Township	*583*	*164*	*28.13%*	96	65
Polling Place		164	28.13%	96	65
Election Day Manual Entry		0	0.00%	0	0
Buel Township	*910*	*285*	*31.32%*	203	76
Polling Place		285	31.32%	203	76
Election Day Manual Entry		0	0.00%	0	0
Custer Township	*716*	*265*	*37.01%*	191	69
Polling Place		265	37.01%	191	69
Election Day Manual Entry		0	0.00%	0	0
Delaware Township	*632*	*220*	*34.81%*	142	68
Polling Place		220	34.81%	142	68
Election Day Manual Entry		0	0.00%	0	0
Elk Township	*1,073*	*295*	*27.49%*	226	65
Polling Place		295	27.49%	226	65
Election Day Manual Entry		0	0.00%	0	0
Elmer Township	*587*	*190*	*32.37%*	133	53
Polling Place		190	32.37%	133	53
Election Day Manual Entry		0	0.00%	0	0
Evergreen Township	*506*	*150*	*29.64%*	105	38
Polling Place		150	29.64%	105	36
Election Day Manual Entry		0	0.00%	0	0
Flynn Township	*583*	*180*	*30.87%*	131	47
Polling Place		180	30.87%	131	47
Election Day Manual Entry		0	0.00%	0	0
Forester Township	*750*	*260*	*34.67%*	191	64
Polling Place		260	34.67%	191	64
Election Day Manual Entry		0	0.00%	0	0

Sanilac County Veterans Millage

	Registered	Turnout	Percent	1	2
Fremont Township	*683*	*174*	*25.48%*	111	58
Polling Place		174	25.48%	111	58
Election Day Manual Entry		0	0.00%	0	0
Greenleaf Township	*515*	*107*	*20.78%*	70	27
Polling Place		107	20.78%	70	27
Election Day Manual Entry		0	0.00%	0	0
Lamotte Township	*610*	*222*	*36.39%*	170	45
Polling Place		222	36.39%	170	45
Election Day Manual Entry		0	0.00%	0	0
Lexington Township	*2,686*	*832*	*30.98%*	576	208
Polling Place		832	30.96%	576	206
Election Day Manual Entry		0	0.00%	0	0
Maple Valley Township	*722*	*243*	*33.66%*	195	39
Polling Place		243	33.66%	195	39
Election Day Manual Entry		0	0.00%	0	0
Marion Township	*1,086*	*356*	*32.78%*	277	73
Polling Place		356	32.78%	277	73
Election Day Manual Entry		0	0.00%	0	0
Marlette Township	*1,255*	*433*	*34.50%*	331	91
Polling Place		433	34.50%	331	91
Election Day Manual Entry		0	0.00%	0	0
Minden Township	*395*	*116*	*29.37%*	89	19
Polling Place		116	29.37%	89	19
Election Day Manual Entry		0	0.00%	0	0
Moore Township	*769*	*263*	*34.20%*	195	64
Polling Place		263	34.20%	195	64
Election Day Manual Entry		0	0.00%	0	0
Sanilac Township	*1,833*	607	*33.06%*	437	148
Polling Place		607	33.06%	437	148
Election Day Manual Entry		0	0.00%	0	0
Speaker Township	*981*	*297*	*30.28%*	203	76
Polling Place		297	30.28%	203	76
Election Day Manual Entry		0	0.00%	0	0
Washington Township	*1,064*	*327*	*30.73%*	213	108
Polling Place		327	30.73%	213	108
Election Day Manual Entry		0	0.00%	0	0
Watertown Township	*927*	*355*	*38.30%*	234	107
Polling Place		355	38.30%	234	107
Election Day Manual Entry		0	0.00%	0	0
Wheatland Township	*345*	*147*	*42.61%*	102	38
Polling Place		147	42.61%	102	38
Election Day Manual Entry		0	0.00%	0	0
Worth Township Precinct 1	*1,361*	*443*	*32.55%*	272	156
Polling Place		443	32.55%	272	156
Election Day Manual Entry		0	0.00%	0	0

Sanilac County Veterans Millage

	Registered	Turnout	Percent	1	2
Worth Township Precinct 2	1,466	454	30.90%	284	147
Polling Place		454	30.90%	284	147
Election Day Manual Entry		0	0.00%	0	0
	29,264	9,057	30.94%	6,439	2,290

Candidates

1 YES
2 NO

WE HEREBY CERTIFY THAT THE FOREGOING IS A CORRECT STATEMENT OF VOTES GIVEN IN THIS COUNTY FOR THE OFFICE NAMED AND THE PERSONS DESIGNATED THEREIN AND OTHER MATTERS SUBMITTED AT THE PRIMARY ELECTION HELD ON TUESDAY, AUGUST 3, 2010. WE FURTHER CERTIFY THAT THE FOREGOING IS A CORRECT TRANSCRIPT OF THE STATEMENT OF THE BOARD OF COUNTY CANVASSERS OF THE COUNTY OF THE VOTES CAST AS IT APPEARS FROM THE ORIGINAL STATEMENTS ON FILE IN THE OFFICE OF THE COUNTY CLERK.

IN WITNESS WHEREOF, WE HAVE HEREUNTO SET OUR HANDS AND AFFIXED THE SEAL OF THE CIRCUIT COURT FOR THE COUNTY OF SANILAC THIS 10th DAY OF AUGUST IN THE YEAR TWO THOUSAND AND TEN.

Margaret Williams

Joyce Gregg

SEAL

Kathy See

Linda I. Kozfkay

Linda I. Kozfkay, Clerk
Sanilac County Board of Canvassers

Election Summary Report
Schoolcraft County, MI
2010 Primary
Summary For Jurisdiction Wide, All Counters, All Races

08/03/10
22:03:02

Registered Voters 6646 - Cards Cast 2274 Num. Report Precinct 12 - Num. Reporting 12
34.22% 100.00%

R Governor	REP		
		Total	
Number of Precincts		12	
Precincts Reporting		12	100.0 %
Times Counted		2274/6646	34.2 %
Total Votes		1198	
Mike Bouchard	REP	135	11.27%
Mike Cox	REP	389	32.47%
Tom George	REP	19	1.59%
Pete Hoekstra	REP	207	17.28%
Rick Snyder	REP	445	37.15%
Write-in Votes		3	0.25%

R D1 Congress	REP		
		Total	
Number of Precincts		12	
Precincts Reporting		12	100.0 %
Times Counted		2274/6646	34.2 %
Total Votes		1143	
Jason Allen	REP	278	24.32%
Dan Benishek	REP	541	47.33%
Patrick Donlon	REP	38	3.32%
Linda Goldthorpe	REP	156	13.65%
Don Hooper	REP	77	6.74%
Tom Stillings	REP	49	4.29%
Write-in Votes		4	0.35%

R D38 Senator	REP		
		Total	
Number of Precincts		12	
Precincts Reporting		12	100.0 %
Times Counted		2274/6646	34.2 %

Total Votes		1178	
Tom Casperson	REP	1051	89.22%
Jeff Paulin	REP	121	10.27%
Write-in Votes		6	0.51%

R D109 Representative	REP		
		Total	
Number of Precincts		12	
Precincts Reporting		12	100.0 %
Times Counted		2274/6646	34.2 %
Total Votes		863	
John Brock	REP	854	98.96%
Write-in Votes		9	1.04%

R Road Commissioner	REP		
		Total	
Number of Precincts		12	
Precincts Reporting		12	100.0 %
Times Counted		2274/6646	34.2 %
Total Votes		79	
Write-in Votes		79	100.00%

R D1 Commissioner	REP		
		Total	
Number of Precincts		5	
Precincts Reporting		5	100.0 %
Times Counted		419/1261	33.2 %
Total Votes		168	
Craig A. Reiter	REP	166	98.81%
Write-in Votes		2	1.19%

R D2 Commissioner	REP		
		Total	
Number of Precincts		2	
Precincts Reporting		2	100.0 %
Times Counted		380/1260	30.2 %
Total Votes		16	
Write-in Votes		16	100.00%

R D3 Commissioner	REP		
		Total	
Number of Precincts		2	
Precincts Reporting		2	100.0 %
Times Counted		590/1563	37.7 %
Total Votes		172	
Khristopher D. Trull	REP	166	96.51%
Write-in Votes		6	3.49%

R D4 Commissioner	REP		
		Total	
Number of Precincts		1	
Precincts Reporting		1	100.0 %
Times Counted		317/1046	30.3 %
Total Votes		84	
Kevin W. Pfister	REP	83	98.81%
Write-in Votes		1	1.19%

R D5 Commissioner	REP		
		Total	
Number of Precincts		3	
Precincts Reporting		3	100.0 %
Times Counted		568/1516	37.5 %
Total Votes		227	
Daniel J. LaFoille	REP	224	98.68%
Write-in Votes		3	1.32%

R Manistique 1 Delegate	REP		
		Total	
Number of Precincts		1	
Precincts Reporting		1	100.0 %
Times Counted		103/343	30.0 %
Total Votes		8	
Write-in Votes		8	100.00%

R Manistique 2 Delegate	REP		
		Total	
Number of Precincts		1	
Precincts Reporting		1	100.0 %
Times Counted		89/496	17.9 %

Total Votes		33	
Richard F. Ketcik	REP	33	100.00%
Write-in Votes		0	0.00%

R Manistique 3 Delegate	REP		
		Total	
Number of Precincts		1	
Precincts Reporting		1	100.0 %
Times Counted		317/1046	30.3 %
Total Votes		98	
Kevin W. Pfister	REP	88	89.80%
Write-in Votes		10	10.20%

R Manistique 4 Delegate	REP		
		Total	
Number of Precincts		1	
Precincts Reporting		1	100.0 %
Times Counted		163/638	25.5 %
Total Votes		11	
Write-in Votes		11	100.00%

R Doyle Delegate	REP		
		Total	
Number of Precincts		1	
Precincts Reporting		1	100.0 %
Times Counted		170/496	34.3 %
Total Votes		140	
James J. Barr	REP	67	47.86%
Sallie W. Diller	REP	15	10.71%
Maria Grover-Barr	REP	57	40.71%
Write-in Votes		1	0.71%

R Germfask Delegate	REP		
		Total	
Number of Precincts		1	
Precincts Reporting		1	100.0 %
Times Counted		102/351	29.1 %
Total Votes		2	
Write-in Votes		2	100.00%

R Hiawatha Delegate	REP		
		Total	
Number of Precincts		1	
Precincts Reporting		1	100.0 %
Times Counted		501/1067	47.0 %
Total Votes		10	
Write-in Votes		10	100.00%

R Inwood Delegate	REP		
		Total	
Number of Precincts		1	
Precincts Reporting		1	100.0 %
Times Counted		226/566	39.9 %
Total Votes		84	
Jennifer L. Ollis	REP	84	100.00%
Write-in Votes		0	0.00%

R Manistique Delegate	REP		
		Total	
Number of Precincts		1	
Precincts Reporting		1	100.0 %
Times Counted		276/760	36.3 %
Total Votes		182	
Kenneth A Rautiola	REP	103	56.59%
Angus Wright	REP	70	38.46%
Write-in Votes		9	4.95%

R Mueller Delegate	REP		
		Total	
Number of Precincts		1	
Precincts Reporting		1	100.0 %
Times Counted		56/168	33.3 %
Total Votes		6	
Write-in Votes		6	100.00%

R Seney Delegate	REP		
		Total	
Number of Precincts		1	
Precincts Reporting		1	100.0 %

Times Counted		32/108	29.6 %
Total Votes		6	
Write-in Votes		6	100.00%

R Thompson Delegate	REP		
		Total	
Number of Precincts		1	
Precincts Reporting		1	100.0 %
Times Counted		239/607	39.4 %
Total Votes		13	
Write-in Votes		13	100.00%

D Governor	DEM		
		Total	
Number of Precincts		12	
Precincts Reporting		12	100.0 %
Times Counted		2274/6646	34.2 %
Total Votes		789	
Virg Bernero	DEM	352	44.61%
Andy Dillon	DEM	431	54.63%
Write-in Votes		6	0.76%

D D1 Congress	DEM		
		Total	
Number of Precincts		12	
Precincts Reporting		12	100.0 %
Times Counted		2274/6646	34.2 %
Total Votes		739	
Gary McDowell	DEM	735	99.46%
Write-in Votes		4	0.54%

D D38 Senator	DEM		
		Total	
Number of Precincts		12	
Precincts Reporting		12	100.0 %
Times Counted		2274/6646	34.2 %
Total Votes		753	
Michael A. Lahti	DEM	745	98.94%
Write-in Votes		8	1.06%

D D109 Representative	DEM		
		Total	
Number of Precincts		12	
Precincts Reporting		12	100.0 %
Times Counted		2274/6646	34.2 %
Total Votes		757	
Steven W. Lindberg	DEM	750	99.08%
Write-in Votes		7	0.92%

D Road Commissioner	DEM		
		Total	
Number of Precincts		12	
Precincts Reporting		12	100.0 %
Times Counted		2274/6646	34.2 %
Total Votes		777	
Dale J. DuFour	DEM	774	99.61%
Write-in Votes		3	0.39%

D D1 Commissioner	DEM		
		Total	
Number of Precincts		5	
Precincts Reporting		5	100.0 %
Times Counted		419/1261	33.2 %
Total Votes		130	
John Zellar	DEM	127	97.69%
Write-in Votes		3	2.31%

D D2 Commissioner	DEM		
		Total	
Number of Precincts		2	
Precincts Reporting		2	100.0 %
Times Counted		380/1260	30.2 %
Total Votes		12	
Write-in Votes		12	100.00%

D D3 Commissioner	DEM		
		Total	
Number of Precincts		2	
Precincts Reporting		2	100.0 %

Times Counted		590/1563	37.7 %
Total Votes		210	
Allen Grimm	DEM	207	98.57%
Write-in Votes		3	1.43%

D D4 Commissioner	DEM		
		Total	
Number of Precincts		1	
Precincts Reporting		1	100.0 %
Times Counted		317/1046	30.3 %
Total Votes		178	
Cindy Frenette Pawle	DEM	83	46.63%
Gerald L. Zellar	DEM	95	53.37%
Write-in Votes		0	0.00%

D D5 Commissioner	DEM		
		Total	
Number of Precincts		3	
Precincts Reporting		3	100.0 %
Times Counted		568/1516	37.5 %
Total Votes		24	
Write-in Votes		24	100.00%

D Manistique 1 Delegate	DEM		
		Total	
Number of Precincts		1	
Precincts Reporting		1	100.0 %
Times Counted		103/343	30.0 %
Total Votes		11	
Write-in Votes		11	100.00%

D Manistique 2 Delegate	DEM		
		Total	
Number of Precincts		1	
Precincts Reporting		1	100.0 %
Times Counted		89/496	17.9 %
Total Votes		5	
Write-in Votes		5	100.00%

D Manistique 3 Delegate	DEM	
	Total	
Number of Precincts	1	
Precincts Reporting	1	100.0 %
Times Counted	317/1046	30.3 %
Total Votes	47	
Write-in Votes	47	100.00%

D Manistique 4 Delegate	DEM	
	Total	
Number of Precincts	1	
Precincts Reporting	1	100.0 %
Times Counted	163/638	25.5 %
Total Votes	10	
Write-in Votes	10	100.00%

D Doyle Delegate	DEM	
	Total	
Number of Precincts	1	
Precincts Reporting	1	100.0 %
Times Counted	170/496	34.3 %
Total Votes	11	
Write-in Votes	11	100.00%

D Germfask Delegate	DEM	
	Total	
Number of Precincts	1	
Precincts Reporting	1	100.0 %
Times Counted	102/351	29.1 %
Total Votes	4	
Write-in Votes	4	100.00%

D Hiawatha Delegate	DEM	
	Total	
Number of Precincts	1	
Precincts Reporting	1	100.0 %
Times Counted	501/1067	47.0 %
Total Votes	22	
Write-in Votes	22	100.00%

D Inwood Delegate	DEM	
	Total	
Number of Precincts	1	
Precincts Reporting	1	100.0 %
Times Counted	226/566	39.9 %
Total Votes	16	
Write-in Votes	16	100.00%

D Manistique Delegate	DEM	
	Total	
Number of Precincts	1	
Precinets Reporting	1	100.0 %
Times Counted	276/760	36.3 %
Total Votes	19	
Write-in Votes	19	100.00%

D Mueller Delegate	DEM	
	Total	
Number of Precincts	1	
Precincts Reporting	1	100.0 %
Times Counted	56/168	33.3 %
Total Votes	1	
Write-in Votes	1	100.00%

D Seney Delegate	DEM	
	Total	
Number of Precincts	1	
Precincts Reporting	1	100.0 %
Times Counted	32/108	29.6 %
Total Votes	1	
Write-in Votes	1	100.00%

D Thompson Delegate	DEM	
	Total	
Number of Precincts	1	
Precincts Reporting	1	100.0 %
Times Counted	239/607	39.4 %
Total Votes	12	

Write-in Votes	12	100.00%

D5 Probate Ct Judge

	Total	
Number of Precincts	12	
Precincts Reporting	12	100.0 %
Times Counted	2274/6646	34.2 %
Total Votes	2129	
Dan Beaton	1356	63.69%
Kirt L. Harmon	303	14.23%
Charles C. Nebel	470	22.08%

County Sheriff Recall

	Total	
Number of Precincts	12	
Precincts Reporting	12	100.0 %
Times Counted	2274/6646	34.2 %
Total Votes	2149	
YES	1044	48.58%
NO	1105	51.42%

Doyle Millage Prop

	Total	
Number of Precincts	1	
Precincts Reporting	1	100.0 %
Times Counted	170/496	34.3 %
Total Votes	153	
YES	106	69.28%
NO	47	30.72%

Election Summary Report 08/03/10
Schoolcraft County, MI 20:24:35
2010 Primary
Summary For Doyle Township, Precinct 1, All Counters, All Races

Registered Voters 496 - Cards Cast 170 34.27%

Num. Report Precinct 1 - Num. Reporting 1 100.00%

R Governor	REP		
		Total	
Number of Precincts		1	
Precincts Reporting		1	100.0 %
Times Counted		170/496	34.3 %
Total Votes		96	
Mike Bouchard	REP	5	5.21%
Mike Cox	REP	33	34.38%
Tom George	REP	0	0.00%
Pete Hoekstra	REP	20	20.83%
Rick Snyder	REP	37	38.54%
Write-in Votes		1	1.04%

R D1 Congress	REP		
		Total	
Number of Precincts		1	
Precincts Reporting		1	100.0 %
Times Counted		170/496	34.3 %
Total Votes		92	
Jason Allen	REP	18	19.57%
Dan Benishek	REP	40	43.48%
Patrick Donlon	REP	3	3.26%
Linda Goldthorpe	REP	12	13.04%
Don Hooper	REP	9	9.78%
Tom Stillings	REP	9	9.78%
Write-in Votes		1	1.09%

R D38 Senator	REP		
		Total	
Number of Precincts		1	
Precincts Reporting		1	100.0 %
Times Counted		170/496	34.3 %
Total Votes		92	
Tom Casperson	REP	77	83.70%
Jeff Paulin	REP	15	16.30%
Write-in Votes		0	0.00%

R D109 Representative	REP	
		Total
Number of Precincts		1

Precincts Reporting		1	100.0 %
Times Counted		170/496	34.3 %
Total Votes		74	
John Brock	REP	73	98.65%
Write-in Votes		1	1.35%

R Road Commissioner	REP		
		Total	
Number of Precincts		1	
Precincts Reporting		1	100.0 %
Times Counted		170/496	34.3 %
Total Votes		5	
Write-in Votes		5	100.00%

R D1 Commissioner	REP		
		Total	
Number of Precincts		1	
Precincts Reporting		1	100.0 %
Times Counted		170/496	34.3 %
Total Votes		80	
Craig A. Reiter	REP	80	100.00%
Write-in Votes		0	0.00%

R Doyle Delegate	REP		
		Total	
Number of Precincts		1	
Precincts Reporting		1	100.0 %
Times Counted		170/496	34.3 %
Total Votes		140	
James J. Barr	REP	67	47.86%
Sallie W. Diller	REP	15	10.71%
Maria Grover-Barr	REP	57	40.71%
Write-in Votes		1	0.71%

D Governor	DEM		
		Total	
Number of Precincts		1	
Precincts Reporting		1	100.0 %
Times Counted		170/496	34.3 %
Total Votes		61	

Virg Bernero	DEM	31	50.82%
Andy Dillon	DEM	29	47.54%
Write-in Votes		1	1.64%

D D1 Congress	DEM		
		Total	
Number of Precincts		1	
Precincts Reporting		1	100.0 %
Times Counted		170/496	34.3 %
Total Votes		57	
Gary McDowell	DEM	55	96.49%
Write-in Votes		2	3.51%

D D38 Senator	DEM		
		Total	
Number of Precincts		1	
Precincts Reporting		1	100.0 %
Times Counted		170/496	34.3 %
Total Votes		59	
Michael A. Lahti	DEM	57	96.61%
Write-in Votes		2	3.39%

D D109 Representative	DEM		
		Total	
Number of Precincts		1	
Precincts Reporting		1	100.0 %
Times Counted		170/496	34.3 %
Total Votes		57	
Steven W. Lindberg	DEM	55	96.49%
Write-in Votes		2	3.51%

D Road Commissioner	DEM		
		Total	
Number of Precincts		1	
Precincts Reporting		1	100.0 %
Times Counted		170/496	34.3 %
Total Votes		55	
Dale J. DuFour	DEM	55	100.00%
Write-in Votes		0	0.00%

D D1 Commissioner	DEM		
		Total	
Number of Precincts		1	
Precincts Reporting		1	100.0 %
Times Counted		170/496	34.3 %
Total Votes		60	
John Zellar	DEM	58	96.67%
Write-in Votes		2	3.33%

D Doyle Delegate	DEM		
		Total	
Number of Precincts		1	
Precincts Reporting		1	100.0 %
Times Counted		170/496	34.3 %
Total Votes		11	
Write-in Votes		11	100.00%

D5 Probate Ct Judge			
		Total	
Number of Precincts		1	
Precincts Reporting		1	100.0 %
Times Counted		170/496	34.3 %
Total Votes		157	
Dan Beaton		98	62.42%
Kirt L. Harmon		33	21.02%
Charles C. Nebel		26	16.56%

County Sheriff Recall			
		Total	
Number of Precincts		1	
Precincts Reporting		1	100.0 %
Times Counted		170/496	34.3 %
Total Votes		159	
YES		81	50.94%
NO		78	49.06%

Doyle Millage Prop		
	Total	
Number of Precincts	1	

Precincts Reporting	1	100.0 %
Times Counted	170/496	34.3 %
Total Votes	153	
YES	106	69.28%
NO	47	30.72%

Election Summary Report
Schoolcraft County, MI
2010 Primary
Summary For Germfask Township, Precinct 1, All Counters, All Races

08/03/10
20:23:42

Registered Voters 351 - Cards Cast 102 29.06%

Num. Report Precinct 1 - Num. Reporting 1 100.00%

R Governor	REP		
		Total	
Number of Precincts		1	
Precincts Reporting		1	100.0 %
Times Counted		102/351	29.1 %
Total Votes		54	
Mike Bouchard	REP	7	12.96%
Mike Cox	REP	21	38.89%
Tom George	REP	0	0.00%
Pete Hoekstra	REP	10	18.52%
Rick Snyder	REP	16	29.63%
Write-in Votes		0	0.00%

R D1 Congress	REP		
		Total	
Number of Precincts		1	
Precincts Reporting		1	100.0 %
Times Counted		102/351	29.1 %
Total Votes		55	
Jason Allen	REP	11	20.00%
Dan Benishek	REP	21	38.18%
Patrick Donlon	REP	0	0.00%
Linda Goldthorpe	REP	18	32.73%
Don Hooper	REP	4	7.27%

Tom Stillings	REP	1	1.82%
Write-in Votes		0	0.00%

R D38 Senator	REP		
		Total	
Number of Precincts		1	
Precincts Reporting		1	100.0 %
Times Counted		102/351	29.1 %
Total Votes		54	
Tom Casperson	REP	45	83.33%
Jeff Paulin	REP	9	16.67%
Write-in Votes		0	0.00%

R D109 Representative	REP		
		Total	
Number of Precincts		1	
Precincts Reporting		1	100.0 %
Times Counted		102/351	29.1 %
Total Votes		32	
John Brock	REP	32	100.00%
Write-in Votes		0	0.00%

R Road Commissioner	REP		
		Total	
Number of Precincts		1	
Precincts Reporting		1	100.0 %
Times Counted		102/351	29.1 %
Total Votes		3	
Write-in Votes		3	100.00%

R D1 Commissioner	REP		
		Total	
Number of Precincts		1	
Precincts Reporting		1	100.0 %
Times Counted		102/351	29.1 %
Total Votes		29	
Craig A. Reiter	REP	29	100.00%
Write-in Votes		0	0.00%

R Germfask Delegate	REP		
		Total	
Number of Precincts		1	
Precincts Reporting		1	100.0 %
Times Counted		102/351	29.1 %
Total Votes		2	
Write-in Votes		2	100.00%

D Governor	DEM		
		Total	
Number of Precincts		1	
Precincts Reporting		1	100.0 %
Times Counted		102/351	29.1 %
Total Votes		27	
Virg Bernero	DEM	11	40.74%
Andy Dillon	DEM	16	59.26%
Write-in Votes		0	0.00%

D D1 Congress	DEM		
		Total	
Number of Precincts		1	
Precincts Reporting		1	100.0 %
Times Counted		102/351	29.1 %
Total Votes		27	
Gary McDowell	DEM	27	100.00%
Write-in Votes		0	0.00%

D D38 Senator	DEM		
		Total	
Number of Precincts		1	
Precincts Reporting		1	100.0 %
Times Counted		102/351	29.1 %
Total Votes		24	
Michael A. Lahti	DEM	24	100.00%
Write-in Votes		0	0.00%

D D109 Representative	DEM		
		Total	
Number of Precincts		1	
Precincts Reporting		1	100.0 %

Times Counted		102/351	29.1 %
Total Votes		25	
Steven W. Lindberg	DEM	25	100.00%
Write-in Votes		0	0.00%

D Road Commissioner	DEM		
		Total	
Number of Precincts		1	
Precincts Reporting		1	100.0 %
Times Counted		102/351	29.1 %
Total Votes		22	
Dale J. DuFour	DEM	22	100.00%
Write-in Votes		0	0.00%

D D1 Commissioner	DEM		
		Total	
Number of Precincts		1	
Precincts Reporting		1	100.0 %
Times Counted		102/351	29.1 %
Total Votes		28	
John Zellar	DEM	28	100.00%
Write-in Votes		0	0.00%

D Germfask Delegate	DEM		
		Total	
Number of Precincts		1	
Precincts Reporting		1	100.0 %
Times Counted		102/351	29.1 %
Total Votes		4	
Write-in Votes		4	100.00%

D5 Probate Ct Judge			
		Total	
Number of Precincts		1	
Precincts Reporting		1	100.0 %
Times Counted		102/351	29.1 %
Total Votes		95	
Dan Beaton		40	42.11%
Kirt L. Harmon		15	15.79%

Charles C. Nebel	40	42.11%

County Sheriff Recall		
	Total	
Number of Precincts	1	
Precincts Reporting	1	100.0 %
Times Counted	102/351	29.1 %
Total Votes	95	
YES	69	72.63%
NO	26	27.37%

Election Summary Report
Schoolcraft County, MI
2010 Primary
Summary For Manistique Township, Precinct 1,
All Counters, All Races

08/03/10
20:22:12

Registered Voters 760 - Cards Cast 276 36.32%

Num. Report Precinct 1 - Num. Reporting 1 100.00%

R Governor	REP		
		Total	
Number of Precincts		1	
Precincts Reporting		1	100.0 %
Times Counted		276/760	36.3 %
Total Votes		171	
Mike Bouchard	REP	13	7.60%
Mike Cox	REP	53	30.99%
Tom George	REP	4	2.34%
Pete Hoekstra	REP	37	21.64%
Rick Snyder	REP	63	36.84%
Write-in Votes		1	0.58%

R D1 Congress	REP		
		Total	
Number of Precincts		1	
Precincts Reporting		1	100.0 %
Times Counted		276/760	36.3 %
Total Votes		163	

Jason Allen	REP	42	25.77%
Dan Benishek	REP	74	45.40%
Patrick Donlon	REP	8	4.91%
Linda Goldthorpe	REP	23	14.11%
Don Hooper	REP	9	5.52%
Tom Stillings	REP	6	3.68%
Write-in Votes		1	0.61%

R D38 Senator	REP		
		Total	
Number of Precincts		1	
Precincts Reporting		1	100.0 %
Times Counted		276/760	36.3 %
Total Votes		167	
Tom Casperson	REP	147	88.02%
Jeff Paulin	REP	19	11.38%
Write-in Votes		1	0.60%

R D109 Representative	REP		
		Total	
Number of Precincts		1	
Precincts Reporting		1	100.0 %
Times Counted		276/760	36.3 %
Total Votes		126	
John Broek	REP	124	98.41%
Write-in Votes		2	1.59%

R Road Commissioner	REP		
		Total	
Number of Precincts		1	
Precincts Reporting		1	100.0 %
Times Counted		276/760	36.3 %
Total Votes		16	
Write-in Votes		16	100.00%

R D1 Commissioner	REP		
		Total	
Number of Precincts		1	
Precincts Reporting		1	100.0 %
Times Counted		59/138	42.8 %

Total Votes		25	
Craig A. Reiter	REP	24	96.00%
Write-in Votes		1	4.00%

R D2 Commissioner	REP		
		Total	
Number of Precincts		1	
Precincts Reporting		1	100.0 %
Times Counted		217/622	34.9 %
Total Votes		10	
Write-in Votes		10	100.00%

R Manistique Delegate	REP		
		Total	
Number of Precincts		1	
Precincts Reporting		1	100.0 %
Times Counted		276/760	36.3 %
Total Votes		182	
Kenneth A Rautiola	REP	103	56.59%
Angus Wright	REP	70	38.46%
Write-in Votes		9	4.95%

D Governor	DEM		
		Total	
Number of Precincts		1	
Precincts Reporting		1	100.0 %
Times Counted		276/760	36.3 %
Total Votes		78	
Virg Bernero	DEM	33	42.31%
Andy Dillon	DEM	44	56.41%
Write-in Votes		1	1.28%

D D1 Congress	DEM		
		Total	
Number of Precincts		1	
Precincts Reporting		1	100.0 %
Times Counted		276/760	36.3 %
Total Votes		81	
Gary McDowell	DEM	81	100.00%

Write-in Votes		0	0.00%

D D38 Senator	DEM		
		Total	
Number of Precincts		1	
Precincts Reporting		1	100.0 %
Times Counted		276/760	36.3 %
Total Votes		80	
Michael A. Lahti	DEM	80	100.00%
Write-in Votes		0	0.00%

D D109 Representative	DEM		
		Total	
Number of Precincts		1	
Precincts Reporting		1	100.0 %
Times Counted		276/760	36.3 %
Total Votes		81	
Steven W. Lindberg	DEM	81	100.00%
Write-in Votes		0	0.00%

D Road Commissioner	DEM		
		Total	
Number of Precincts		1	
Precincts Reporting		1	100.0 %
Times Counted		276/760	36.3 %
Total Votes		83	
Dale J. DuFour	DEM	83	100.00%
Write-in Votes		0	0.00%

D D1 Commissioner	DEM		
		Total	
Number of Precincts		1	
Precincts Reporting		1	100.0 %
Times Counted		59/138	42.8 %
Total Votes		21	
John Zellar	DEM	21	100.00%
Write-in Votes		0	0.00%

D D2 Commissioner	DEM

	Total	
Number of Precincts	1	
Precincts Reporting	1	100.0 %
Times Counted	217/622	34.9 %
Total Votes	6	
Write-in Votes	6	100.00%

D Manistique Delegate DEM

	Total	
Number of Precincts	1	
Precincts Reporting	1	100.0 %
Times Counted	276/760	36.3 %
Total Votes	19	
Write-in Votes	19	100.00%

D5 Probate Ct Judge

	Total	
Number of Precincts	1	
Precincts Reporting	1	100.0 %
Times Counted	276/760	36.3 %
Total Votes	256	
Dan Beaton	159	62.11%
Kirt L. Harmon	36	14.06%
Charles C. Nebel	61	23.83%

County Sheriff Recall

	Total	
Number of Precincts	1	
Precincts Reporting	1	100.0 %
Times Counted	276/760	36.3 %
Total Votes	264	
YES	102	38.64%
NO	162	61.36%

Election Summary Report 08/03/10
Schoolcraft County, MI 20:25:07
2010 Primary
Summary For Mueller Township, Precinct 1, All Counters, All Races

Registered Voters 168 - Cards Cast 56 33.33%

Num. Report Precinct 1 - Num. Reporting 1 100.00%

R Governor	REP		
		Total	
Number of Precincts		1	
Precincts Reporting		1	100.0 %
Times Counted		56/168	33.3 %
Total Votes		28	
Mike Bouchard	REP	4	14.29%
Mike Cox	REP	6	21.43%
Tom George	REP	0	0.00%
Pete Hoekstra	REP	6	21.43%
Rick Snyder	REP	12	42.86%
Write-in Votes		0	0.00%

R D1 Congress	REP		
		Total	
Number of Precincts		1	
Precincts Reporting		1	100.0 %
Times Counted		56/168	33.3 %
Total Votes		25	
Jason Allen	REP	3	12.00%
Dan Benishek	REP	13	52.00%
Patrick Donlon	REP	1	4.00%
Linda Goldthorpe	REP	2	8.00%
Don Hooper	REP	2	8.00%
Tom Stillings	REP	3	12.00%
Write-in Votes		1	4.00%

R D38 Senator	REP		
		Total	
Number of Precincts		1	
Precincts Reporting		1	100.0 %
Times Counted		56/168	33.3 %
Total Votes		26	
Tom Casperson	REP	21	80.77%
Jeff Paulin	REP	3	11.54%
Write-in Votes		2	7.69%

R D109 Representative	REP

		Total	
Number of Precincts		1	
Precincts Reporting		1	100.0 %
Times Counted		56/168	33.3 %
Total Votes		16	
John Brock	REP	15	93.75%
Write-in Votes		1	6.25%

R Road Commissioner	REP		
		Total	
Number of Precincts		1	
Precincts Reporting		1	100.0 %
Times Counted		56/168	33.3 %
Total Votes		4	
Write-in Votes		4	100.00%

R D1 Commissioner	REP		
		Total	
Number of Precincts		1	
Precincts Reporting		1	100.0 %
Times Counted		56/168	33.3 %
Total Votes		18	
Craig A. Reiter	REP	17	94.44%
Write-in Votes		1	5.56%

R Mueller Delegate	REP		
		Total	
Number of Precincts		1	
Precincts Reporting		1	100.0 %
Times Counted		56/168	33.3 %
Total Votes		6	
Write-in Votes		6	100.00%

D Governor	DEM		
		Total	
Number of Precincts		1	
Precincts Reporting		1	100.0 %
Times Counted		56/168	33.3 %
Total Votes		19	

Virg Bernero	DEM	4	21.05%
Andy Dillon	DEM	15	78.95%
Write-in Votes		0	0.00%

D D1 Congress	DEM		
		Total	
Number of Precincts		1	
Precincts Reporting		1	100.0 %
Times Counted		56/168	33.3 %
Total Votes		18	
Gary McDowell	DEM	18	100.00%
Write-in Votes		0	0.00%

D D38 Senator	DEM		
		Total	
Number of Precincts		1	
Precincts Reporting		1	100.0 %
Times Counted		56/168	33.3 %
Total Votes		19	
Michael A. Lahti	DEM	19	100.00%
Write-in Votes		0	0.00%

D D109 Representative	DEM		
		Total	
Number of Precincts		1	
Precincts Reporting		1	100.0 %
Times Counted		56/168	33.3 %
Total Votes		17	
Steven W. Lindberg	DEM	17	100.00%
Write-in Votes		0	0.00%

D Road Commissioner	DEM		
		Total	
Number of Precincts		1	
Precincts Reporting		1	100.0 %
Times Counted		56/168	33.3 %
Total Votes		19	
Dale J. DuFour	DEM	19	100.00%
Write-in Votes		0	0.00%

D D1 Commissioner	DEM		
		Total	
Number of Precincts		1	
Precincts Reporting		1	100.0 %
Times Counted		56/168	33.3 %
Total Votes		18	
John Zellar	DEM	17	94.44%
Write-in Votes		1	5.56%

D Mueller Delegate	DEM		
		Total	
Number of Precincts		1	
Precincts Reporting		1	100.0 %
Times Counted		56/168	33.3 %
Total Votes		1	
Write-in Votes		1	100.00%

D5 Probate Ct Judge			
		Total	
Number of Precincts		1	
Precincts Reporting		1	100.0 %
Times Counted		56/168	33.3 %
Total Votes		53	
Dan Beaton		30	56.60%
Kirt L. Harmon		8	15.09%
Charles C. Nebel		15	28.30%

County Sheriff Recall			
		Total	
Number of Precincts		1	
Precincts Reporting		1	100.0 %
Times Counted		56/168	33.3 %
Total Votes		55	
YES		19	34.55%
NO		36	65.45%

2010 Primary
Summary For Seney Township, Precinct 1, All Counters, All Races

Registered Voters 108 - Cards Cast 32 29.63%

Num. Report Precinct 1 - Num. Reporting 1 100.00%

R Governor	REP	Total	
Number of Precincts		1	
Precincts Reporting		1	100.0 %
Times Counted		32/108	29.6 %
Total Votes		26	
Mike Bouchard	REP	4	15.38%
Mike Cox	REP	9	34.62%
Tom George	REP	1	3.85%
Pete Hoekstra	REP	1	3.85%
Rick Snyder	REP	11	42.31%
Write-in Votes		0	0.00%

R D1 Congress	REP	Total	
Number of Precincts		1	
Precincts Reporting		1	100.0 %
Times Counted		32/108	29.6 %
Total Votes		25	
Jason Allen	REP	4	16.00%
Dan Benishek	REP	5	20.00%
Patrick Donlon	REP	2	8.00%
Linda Goldthorpe	REP	10	40.00%
Don Hooper	REP	4	16.00%
Tom Stillings	REP	0	0.00%
Write-in Votes		0	0.00%

R D38 Senator	REP	Total	
Number of Precincts		1	
Precincts Reporting		1	100.0 %
Times Counted		32/108	29.6 %
Total Votes		23	

Tom Casperson	REP	18	78.26%
Jeff Paulin	REP	5	21.74%
Write-in Votes		0	0.00%

R D109 Representative	REP		
		Total	
Number of Precincts		1	
Precincts Reporting		1	100.0 %
Times Counted		32/108	29.6 %
Total Votes		21	
John Brock	REP	20	95.24%
Write-in Votes		1	4.76%

R Road Commissioner	REP		
		Total	
Number of Precincts		1	
Precincts Reporting		1	100.0 %
Times Counted		32/108	29.6 %
Total Votes		4	
Write-in Votes		4	100.00%

R D1 Commissioner	REP		
		Total	
Number of Precincts		1	
Precincts Reporting		1	100.0 %
Times Counted		32/108	29.6 %
Total Votes		16	
Craig A. Reiter	REP	16	100.00%
Write-in Votes		0	0.00%

R Seney Delegate	REP		
		Total	
Number of Precincts		1	
Precincts Reporting		1	100.0 %
Times Counted		32/108	29.6 %
Total Votes		6	
Write-in Votes		6	100.00%

D Governor	DEM

		Total	
Number of Precincts		1	
Precincts Reporting		1	100.0 %
Times Counted		32/108	29.6 %
Total Votes		3	
Virg Bernero	DEM	0	0.00%
Andy Dillon	DEM	3	100.00%
Write-in Votes		0	0.00%

D D1 Congress	DEM		
		Total	
Number of Precincts		1	
Precincts Reporting		1	100.0 %
Times Counted		32/108	29.6 %
Total Votes		3	
Gary McDowell	DEM	3	100.00%
Write-in Votes		0	0.00%

D D38 Senator	DEM		
		Total	
Number of Precincts		1	
Precincts Reporting		1	100.0 %
Times Counted		32/108	29.6 %
Total Votes		2	
Michael A. Lahti	DEM	2	100.00%
Write-in Votes		0	0.00%

D D109 Representative	DEM		
		Total	
Number of Precincts		1	
Precincts Reporting		1	100.0 %
Times Counted		32/108	29.6 %
Total Votes		3	
Steven W. Lindberg	DEM	3	100.00%
Write-in Votes		0	0.00%

D Road Commissioner	DEM		
		Total	
Number of Precincts		1	
Precincts Reporting		1	100.0 %

Times Counted		32/108	29.6 %
Total Votes		2	
Dale J. DuFour	DEM	2	100.00%
Write-in Votes		0	0.00%

D D1 Commissioner	DEM		
		Total	
Number of Precincts		1	
Precincts Reporting		1	100.0 %
Times Counted		32/108	29.6 %
Total Votes		3	
John Zellar	DEM	3	100.00%
Write-in Votes		0	0.00%

D Seney Delegate	DEM		
		Total	
Number of Precincts		1	
Precincts Reporting		1	100.0 %
Times Counted		32/108	29.6 %
Total Votes		1	
Write-in Votes		1	100.00%

D5 Probate Ct Judge			
		Total	
Number of Precincts		1	
Precincts Reporting		1	100.0 %
Times Counted		32/108	29.6 %
Total Votes		28	
Dan Beaton		12	42.86%
Kirt L. Harmon		8	28.57%
Charles C. Nebel		8	28.57%

County Sheriff Recall			
		Total	
Number of Precincts		1	
Precincts Reporting		1	100.0 %
Times Counted		32/108	29.6 %
Total Votes		25	
YES		10	40.00%

NO	15	60.00%

Election Summary Report
Schoolcraft County, MI
2010 Primary
Summary For City of Manistique, Precinct 1, All Counters, All Races

08/03/10
21:04:38

Registered Voters 343 - Cards Cast 103 30.03%

Num. Report Precinct 1 - Num. Reporting 1 100.00%

R Governor	REP		
		Total	
Number of Precincts		1	
Precincts Reporting		1	100.0 %
Times Counted		103/343	30.0 %
Total Votes		42	
Mike Bouchard	REP	5	11.90%
Mike Cox	REP	12	28.57%
Tom George	REP	1	2.38%
Pete Hoekstra	REP	9	21.43%
Rick Snyder	REP	15	35.71%
Write-in Votes		0	0.00%

R D1 Congress	REP		
		Total	
Number of Precincts		1	
Precincts Reporting		1	100.0 %
Times Counted		103/343	30.0 %
Total Votes		39	
Jason Allen	REP	6	15.38%
Dan Benishek	REP	22	56.41%
Patrick Donlon	REP	2	5.13%
Linda Goldthorpe	REP	7	17.95%
Don Hooper	REP	2	5.13%
Tom Stillings	REP	0	0.00%
Write-in Votes		0	0.00%

R D38 Senator	REP

		Total	
Number of Precincts		1	
Precincts Reporting		1	100.0 %
Times Counted		103/343	30.0 %
Total Votes		42	
Tom Casperson	REP	39	92.86%
Jeff Paulin	REP	3	7.14%
Write-in Votes		0	0.00%

R D109 Representative	REP		
		Total	
Number of Precincts		1	
Precincts Reporting		1	100.0 %
Times Counted		103/343	30.0 %
Total Votes		35	
John Brock	REP	35	100.00%
Write-in Votes		0	0.00%

R Road Commissioner	REP		
		Total	
Number of Precincts		1	
Precincts Reporting		1	100.0 %
Times Counted		103/343	30.0 %
Total Votes		1	
Write-in Votes		1	100.00%

R D5 Commissioner	REP		
		Total	
Number of Precincts		1	
Precincts Reporting		1	100.0 %
Times Counted		103/343	30.0 %
Total Votes		36	
Daniel J. LaFoille	REP	36	100.00%
Write-in Votes		0	0.00%

R Manistique 1 Delegate	REP		
		Total	
Number of Precincts		1	
Precincts Reporting		1	100.0 %
Times Counted		103/343	30.0 %

Total Votes		8	
Write-in Votes		8	100.00%

D Governor	DEM		
		Total	
Number of Precincts		1	
Precincts Reporting		1	100.0 %
Times Counted		103/343	30.0 %
Total Votes		47	
Virg Bernero	DEM	20	42.55%
Andy Dillon	DEM	27	57.45%
Write-in Votes		0	0.00%

D D1 Congress	DEM		
		Total	
Number of Precincts		1	
Precincts Reporting		1	100.0 %
Times Counted		103/343	30.0 %
Total Votes		44	
Gary McDowell	DEM	44	100.00%
Write-in Votes		0	0.00%

D D38 Senator	DEM		
		Total	
Number of Precincts		1	
Precincts Reporting		1	100.0 %
Times Counted		103/343	30.0 %
Total Votes		46	
Michael A. Lahti	DEM	45	97.83%
Write-in Votes		1	2.17%

D D109 Representative	DEM		
		Total	
Number of Precincts		1	
Precincts Reporting		1	100.0 %
Times Counted		103/343	30.0 %
Total Votes		47	
Steven W. Lindberg	DEM	47	100.00%
Write-in Votes		0	0.00%

D Road Commissioner	DEM		
		Total	
Number of Precincts		1	
Precincts Reporting		1	100.0 %
Times Counted		103/343	30.0 %
Total Votes		47	
Dale J. DuFour	DEM	47	100.00%
Write-in Votes		0	0.00%

D D5 Commissioner	DEM		
		Total	
Number of Precincts		1	
Precincts Reporting		1	100.0 %
Times Counted		103/343	30.0 %
Total Votes		5	
Write-in Votes		5	100.00%

D Manistique 1 Delegate	DEM		
		Total	
Number of Precincts		1	
Precincts Reporting		1	100.0 %
Times Counted		103/343	30.0 %
Total Votes		11	
Write-in Votes		11	100.00%

D5 Probate Ct Judge			
		Total	
Number of Precincts		1	
Precincts Reporting		1	100.0 %
Times Counted		103/343	30.0 %
Total Votes		97	
Dan Beaton		72	74.23%
Kirt L. Harmon		6	6.19%
Charles C. Nebel		19	19.59%

County Sheriff Recall		
	Total	
Number of Precincts	1	
Precincts Reporting	1	100.0 %

Times Counted	103/343	30.0 %
Total Votes	98	
YES	63	64.29%
NO	35	35.71%

Election Summary Report
Schoolcraft County, MI
2010 Primary
Summary For City of Manistique, Precinct 2, All Counters, All Races

08/03/10
21:06:51

Registered Voters 496 - Cards Cast 89
17.94%

Num. Report Precinct 1 - Num. Reporting 1
100.00%

R Governor	REP		
		Total	
Number of Precincts		1	
Precincts Reporting		1	100.0 %
Times Counted		89/496	17.9 %
Total Votes		47	
Mike Bouchard	REP	7	14.89%
Mike Cox	REP	13	27.66%
Tom George	REP	1	2.13%
Pete Hoekstra	REP	3	6.38%
Rick Snyder	REP	22	46.81%
Write-in Votes		1	2.13%

R D1 Congress	REP		
		Total	
Number of Precincts		1	
Precincts Reporting		1	100.0 %
Times Counted		89/496	17.9 %
Total Votes		41	
Jason Allen	REP	11	26.83%
Dan Benishek	REP	14	34.15%
Patrick Donlon	REP	4	9.76%
Linda Goldthorpe	REP	6	14.63%
Don Hooper	REP	3	7.32%
Tom Stillings	REP	2	4.88%

Write-in Votes		1	2.44%

R D38 Senator	REP		
		Total	
Number of Precincts		1	
Precincts Reporting		1	100.0 %
Times Counted		89/496	17.9 %
Total Votes		45	
Tom Casperson	REP	39	86.67%
Jeff Paulin	REP	5	11.11%
Write-in Votes		1	2.22%

R D109 Representative	REP		
		Total	
Number of Precincts		1	
Precincts Reporting		1	100.0 %
Times Counted		89/496	17.9 %
Total Votes		36	
John Brock	REP	35	97.22%
Write-in Votes		1	2.78%

R Road Commissioner	REP		
		Total	
Number of Precincts		1	
Precincts Reporting		1	100.0 %
Times Counted		89/496	17.9 %
Total Votes		2	
Write-in Votes		2	100.00%

R D3 Commissioner	REP		
		Total	
Number of Precincts		1	
Precincts Reporting		1	100.0 %
Times Counted		89/496	17.9 %
Total Votes		30	
Khristopher D. Trull	REP	28	93.33%
Write-in Votes		2	6.67%

R Manistique 2 Delegate	REP

		Total	
Number of Precincts		1	
Precincts Reporting		1	100.0 %
Times Counted		89/496	17.9 %
Total Votes		33	
Richard F. Ketcik	REP	33	100.00%
Write-in Votes		0	0.00%

D Governor	DEM		
		Total	
Number of Precincts		1	
Precincts Reporting		1	100.0 %
Times Counted		89/496	17.9 %
Total Votes		30	
Virg Bernero	DEM	9	30.00%
Andy Dillon	DEM	21	70.00%
Write-in Votes		0	0.00%

D D1 Congress	DEM		
		Total	
Number of Precincts		1	
Precincts Reporting		1	100.0 %
Times Counted		89/496	17.9 %
Total Votes		25	
Gary McDowell	DEM	25	100.00%
Write-in Votes		0	0.00%

D D38 Senator	DEM		
		Total	
Number of Precincts		1	
Precincts Reporting		1	100.0 %
Times Counted		89/496	17.9 %
Total Votes		27	
Michael A. Lahti	DEM	27	100.00%
Write-in Votes		0	0.00%

D D109 Representative	DEM		
		Total	
Number of Precincts		1	
Precincts Reporting		1	100.0 %

Times Counted		89/496	17.9 %
Total Votes		27	
Steven W. Lindberg	DEM	27	100.00%
Write-in Votes		0	0.00%

D Road Commissioner	DEM		
		Total	
Number of Precincts		1	
Precincts Reporting		1	100.0 %
Times Counted		89/496	17.9 %
Total Votes		31	
Dale J. DuFour	DEM	31	100.00%
Write-in Votes		0	0.00%

D D3 Commissioner	DEM		
		Total	
Number of Precincts		1	
Precincts Reporting		1	100.0 %
Times Counted		89/496	17.9 %
Total Votes		29	
Allen Grimm	DEM	29	100.00%
Write-in Votes		0	0.00%

D Manistique 2 Delegate	DEM		
		Total	
Number of Precincts		1	
Precincts Reporting		1	100.0 %
Times Counted		89/496	17.9 %
Total Votes		5	
Write-in Votes		5	100.00%

D5 Probate Ct Judge			
		Total	
Number of Precincts		1	
Precincts Reporting		1	100.0 %
Times Counted		89/496	17.9 %
Total Votes		84	
Dan Beaton		49	58.33%
Kirt L. Harmon		16	19.05%

Charles C. Nebel	19	22.62%

County Sheriff Recall		
	Total	
Number of Precincts	1	
Precincts Reporting	1	100.0 %
Times Counted	89/496	17.9 %
Total Votes	88	
YES	43	48.86%
NO	45	51.14%

Election Summary Report
Schoolcraft County, MI
2010 Primary
Summary For Thompson Township, Precinct 1, All Counters, All Races

08/03/10
21:14:27

Registered Voters 607 - Cards Cast 239 39.37%

Num. Report Precinct 1 - Num. Reporting 1 100.00%

R Governor	REP		
		Total	
Number of Precincts		1	
Precincts Reporting		1	100.0 %
Times Counted		239/607	39.4 %
Total Votes		140	
Mike Bouchard	REP	19	13.57%
Mike Cox	REP	43	30.71%
Tom George	REP	2	1.43%
Pete Hoekstra	REP	17	12.14%
Rick Snyder	REP	59	42.14%
Write-in Votes		0	0.00%

R D1 Congress	REP		
		Total	
Number of Precincts		1	
Precincts Reporting		1	100.0 %
Times Counted		239/607	39.4 %
Total Votes		133	

Jason Allen	REP	29	21.80%
Dan Benishek	REP	73	54.89%
Patrick Donlon	REP	4	3.01%
Linda Goldthorpe	REP	11	8.27%
Don Hooper	REP	10	7.52%
Tom Stillings	REP	6	4.51%
Write-in Votes		0	0.00%

R D38 Senator	REP		
		Total	
Number of Precincts		1	
Precincts Reporting		1	100.0 %
Times Counted		239/607	39.4 %
Total Votes		139	
Tom Casperson	REP	128	92.09%
Jeff Paulin	REP	11	7.91%
Write-in Votes		0	0.00%

R D109 Representative	REP		
		Total	
Number of Precincts		1	
Precincts Reporting		1	100.0 %
Times Counted		239/607	39.4 %
Total Votes		99	
John Brock	REP	98	98.99%
Write-in Votes		1	1.01%

R Road Commissioner	REP		
		Total	
Number of Precincts		1	
Precincts Reporting		1	100.0 %
Times Counted		239/607	39.4 %
Total Votes		10	
Write-in Votes		10	100.00%

R D5 Commissioner	REP		
		Total	
Number of Precincts		1	
Precincts Reporting		1	100.0 %
Times Counted		239/607	39.4 %

Total Votes		104	
Daniel J. LaFoille	REP	103	99.04%
Write-in Votes		1	0.96%

R Thompson Delegate	REP		
		Total	
Number of Precincts		1	
Precincts Reporting		1	100.0 %
Times Counted		239/607	39.4 %
Total Votes		13	
Write-in Votes		13	100.00%

D Governor	DEM		
		Total	
Number of Precincts		1	
Precincts Reporting		1	100.0 %
Times Counted		239/607	39.4 %
Total Votes		74	
Virg Bernero	DEM	33	44.59%
Andy Dillon	DEM	41	55.41%
Write-in Votes		0	0.00%

D D1 Congress	DEM		
		Total	
Number of Precincts		1	
Precincts Reporting		1	100.0 %
Times Counted		239/607	39.4 %
Total Votes		70	
Gary McDowell	DEM	70	100.00%
Write-in Votes		0	0.00%

D D38 Senator	DEM		
		Total	
Number of Precincts		1	
Precincts Reporting		1	100.0 %
Times Counted		239/607	39.4 %
Total Votes		71	
Michael A. Lahti	DEM	71	100.00%
Write-in Votes		0	0.00%

D D109 Representative	DEM		
		Total	
Number of Precincts		1	
Precincts Reporting		1	100.0 %
Times Counted		239/607	39.4 %
Total Votes		72	
Steven W. Lindberg	DEM	72	100.00%
Write-in Votes		0	0.00%

D Road Commissioner	DEM		
		Total	
Number of Precincts		1	
Precincts Reporting		1	100.0 %
Times Counted		239/607	39.4 %
Total Votes		71	
Dale J. DuFour	DEM	71	100.00%
Write-in Votes		0	0.00%

D D5 Commissioner	DEM		
		Total	
Number of Precincts		1	
Precincts Reporting		1	100.0 %
Times Counted		239/607	39.4 %
Total Votes		5	
Write-in Votes		5	100.00%

D Thompson Delegate	DEM		
		Total	
Number of Precincts		1	
Precincts Reporting		1	100.0 %
Times Counted		239/607	39.4 %
Total Votes		12	
Write-in Votes		12	100.00%

D5 Probate Ct Judge		
	Total	
Number of Precincts	1	
Precincts Reporting	1	100.0 %
Times Counted	239/607	39.4 %

Total Votes	229	
Dan Beaton	161	70.31%
Kirt L. Harmon	26	11.35%
Charles C. Nebel	42	18.34%

County Sheriff Recall		
	Total	
Number of Precincts	1	
Precincts Reporting	1	100.0 %
Times Counted	239/607	39.4 %
Total Votes	231	
YES	112	48.48%
NO	119	51.52%

Election Summary Report
Schoolcraft County, MI
2010 Primary
Summary For City of Manistique, Precinct 3, All Counters, All Races

08/03/10
21:39:20

Registered Voters 1046 - Cards Cast 317 30.31%

Num. Report Precinct 1 - Num. Reporting 1 100.00%

R Governor	REP		
		Total	
Number of Precincts		1	
Precincts Reporting		1	100.0 %
Times Counted		317/1046	30.3 %
Total Votes		125	
Mike Bouchard	REP	14	11.20%
Mike Cox	REP	37	29.60%
Tom George	REP	2	1.60%
Pete Hoekstra	REP	23	18.40%
Rick Snyder	REP	49	39.20%
Write-in Votes		0	0.00%

R D1 Congress	REP	
		Total

Number of Precincts		1	
Precincts Reporting		1	100.0 %
Times Counted		317/1046	30.3 %
Total Votes		119	
Jason Allen	REP	28	23.53%
Dan Benishek	REP	60	50.42%
Patrick Donlon	REP	8	6.72%
Linda Goldthorpe	REP	15	12.61%
Don Hooper	REP	4	3.36%
Tom Stillings	REP	4	3.36%
Write-in Votes		0	0.00%

R D38 Senator	REP		
		Total	
Number of Precincts		1	
Precincts Reporting		1	100.0 %
Times Counted		317/1046	30.3 %
Total Votes		123	
Tom Casperson	REP	115	93.50%
Jeff Paulin	REP	8	6.50%
Write-in Votes		0	0.00%

R D109 Representative	REP		
		Total	
Number of Precincts		1	
Precincts Reporting		1	100.0 %
Times Counted		317/1046	30.3 %
Total Votes		91	
John Brock	REP	90	98.90%
Write-in Votes		1	1.10%

R Road Commissioner	REP		
		Total	
Number of Precincts		1	
Precincts Reporting		1	100.0 %
Times Counted		317/1046	30.3 %
Total Votes		7	
Write-in Votes		7	100.00%

R D4 Commissioner	REP

		Total	
Number of Precincts		1	
Precincts Reporting		1	100.0 %
Times Counted		317/1046	30.3 %
Total Votes		84	
Kevin W. Pfister	REP	83	98.81%
Write-in Votes		1	1.19%

R Manistique 3 Delegate	REP		
		Total	
Number of Precincts		1	
Precincts Reporting		1	100.0 %
Times Counted		317/1046	30.3 %
Total Votes		98	
Kevin W. Pfister	REP	88	89.80%
Write-in Votes		10	10.20%

D Governor	DEM		
		Total	
Number of Precincts		1	
Precincts Reporting		1	100.0 %
Times Counted		317/1046	30.3 %
Total Votes		142	
Virg Bernero	DEM	69	48.59%
Andy Dillon	DEM	71	50.00%
Write-in Votes		2	1.41%

D D1 Congress	DEM		
		Total	
Number of Precincts		1	
Precincts Reporting		1	100.0 %
Times Counted		317/1046	30.3 %
Total Votes		129	
Gary McDowell	DEM	128	99.22%
Write-in Votes		1	0.78%

D D38 Senator	DEM		
		Total	
Number of Precincts		1	
Precincts Reporting		1	100.0 %

Times Counted		317/1046	30.3 %
Total Votes		131	
Michael A. Lahti	DEM	130	99.24%
Write-in Votes		1	0.76%

D D109 Representative	DEM		
		Total	
Number of Precincts		1	
Precincts Reporting		1	100.0 %
Times Counted		317/1046	30.3 %
Total Votes		133	
Steven W. Lindberg	DEM	132	99.25%
Write-in Votes		1	0.75%

D Road Commissioner	DEM		
		Total	
Number of Precincts		1	
Precincts Reporting		1	100.0 %
Times Counted		317/1046	30.3 %
Total Votes		137	
Dale J. DuFour	DEM	137	100.00%
Write-in Votes		0	0.00%

D D4 Commissioner	DEM		
		Total	
Number of Precincts		1	
Precincts Reporting		1	100.0 %
Times Counted		317/1046	30.3 %
Total Votes		178	
Cindy Frenette Pawle	DEM	83	46.63%
Gerald L. Zellar	DEM	95	53.37%
Write-in Votes		0	0.00%

D Manistique 3 Delegate	DEM		
		Total	
Number of Precincts		1	
Precincts Reporting		1	100.0 %
Times Counted		317/1046	30.3 %
Total Votes		47	

Write-in Votes	47	100.00%

D5 Probate Ct Judge	Total	
Number of Precincts	1	
Precincts Reporting	1	100.0 %
Times Counted	317/1046	30.3 %
Total Votes	294	
Dan Beaton	231	78.57%
Kirt L. Harmon	21	7.14%
Charles C. Nebel	42	14.29%

County Sheriff Recall	Total	
Number of Precincts	1	
Precincts Reporting	1	100.0 %
Times Counted	317/1046	30.3 %
Total Votes	303	
YES	123	40.59%
NO	180	59.41%

Election Summary Report 08/03/10
Schoolcraft County, MI 21:41:05
2010 Primary
Summary For City of Manistique, Precinct 4, All Counters, All Races

Registered Voters 638 - Cards Cast 163 25.55%

Num. Report Precinct 1 - Num. Reporting 1 100.00%

R Governor	REP	Total	
Number of Precincts		1	
Precincts Reporting		1	100.0 %
Times Counted		163/638	25.5 %
Total Votes		90	
Mike Bouchard	REP	12	13.33%
Mike Cox	REP	30	33.33%
Tom George	REP	1	1.11%

Pete Hoekstra	REP	18	20.00%
Rick Snyder	REP	29	32.22%
Write-in Votes		0	0.00%

R D1 Congress	REP		
		Total	
Number of Precincts		1	
Precincts Reporting		1	100.0 %
Times Counted		163/638	25.5 %
Total Votes		90	
Jason Allen	REP	18	20.00%
Dan Benishek	REP	47	52.22%
Patrick Donlon	REP	1	1.11%
Linda Goldthorpe	REP	15	16.67%
Don Hooper	REP	7	7.78%
Tom Stillings	REP	2	2.22%
Write-in Votes		0	0.00%

R D38 Senator	REP		
		Total	
Number of Precincts		1	
Precincts Reporting		1	100.0 %
Times Counted		163/638	25.5 %
Total Votes		89	
Tom Casperson	REP	81	91.01%
Jeff Paulin	REP	8	8.99%
Write-in Votes		0	0.00%

R D109 Representative	REP		
		Total	
Number of Precincts		1	
Precincts Reporting		1	100.0 %
Times Counted		163/638	25.5 %
Total Votes		66	
John Brock	REP	66	100.00%
Write-in Votes		0	0.00%

R Road Commissioner	REP		
		Total	
Number of Precincts		1	
Precincts Reporting		1	100.0 %

Times Counted		163/638	25.5 %
Total Votes		8	
Write-in Votes		8	100.00%

R D2 Commissioner	REP		
		Total	
Number of Precincts		1	
Precincts Reporting		1	100.0 %
Times Counted		163/638	25.5 %
Total Votes		6	
Write-in Votes		6	100.00%

R Manistique 4 Delegate	REP		
		Total	
Number of Precincts		1	
Precincts Reporting		1	100.0 %
Times Counted		163/638	25.5 %
Total Votes		11	
Write-in Votes		11	100.00%

D Governor	DEM		
		Total	
Number of Precincts		1	
Precincts Reporting		1	100.0 %
Times Counted		163/638	25.5 %
Total Votes		54	
Virg Bernero	DEM	22	40.74%
Andy Dillon	DEM	32	59.26%
Write-in Votes		0	0.00%

D D1 Congress	DEM		
		Total	
Number of Precincts		1	
Precincts Reporting		1	100.0 %
Times Counted		163/638	25.5 %
Total Votes		51	
Gary McDowell	DEM	51	100.00%
Write-in Votes		0	0.00%

D D38 Senator	DEM		
		Total	
Number of Precincts		1	
Precincts Reporting		1	100.0 %
Times Counted		163/638	25.5 %
Total Votes		53	
Michael A. Lahti	DEM	53	100.00%
Write-in Votes		0	0.00%

D D109 Representative	DEM		
		Total	
Number of Precincts		1	
Precincts Reporting		1	100.0 %
Times Counted		163/638	25.5 %
Total Votes		53	
Steven W. Lindberg	DEM	53	100.00%
Write-in Votes		0	0.00%

D Road Commissioner	DEM		
		Total	
Number of Precincts		1	
Precincts Reporting		1	100.0 %
Times Counted		163/638	25.5 %
Total Votes		52	
Dale J. DuFour	DEM	51	98.08%
Write-in Votes		1	1.92%

D D2 Commissioner	DEM		
		Total	
Number of Precincts		1	
Precincts Reporting		1	100.0 %
Times Counted		163/638	25.5 %
Total Votes		6	
Write-in Votes		6	100.00%

D Manistique 4 Delegate	DEM		
		Total	
Number of Precincts		1	
Precincts Reporting		1	100.0 %
Times Counted		163/638	25.5 %

Total Votes	10	
Write-in Votes	10	100.00%

D5 Probate Ct Judge	Total	
Number of Precincts	1	
Precincts Reporting	1	100.0 %
Times Counted	163/638	25.5 %
Total Votes	156	
Dan Beaton	113	72.44%
Kirt L. Harmon	15	9.62%
Charles C. Nebel	28	17.95%

County Sheriff Recall	Total	
Number of Precincts	1	
Precincts Reporting	1	100.0 %
Times Counted	163/638	25.5 %
Total Votes	152	
YES	68	44.74%
NO	84	55.26%

Election Summary Report 08/03/10
Schoolcraft County, MI 21:42:36
2010 Primary
Summary For Hiawatha Township, Precinct 1, All Counters, All Races

Registered Voters 1067 - Cards Cast 501 46.95%
Num. Report Precinct 1 - Num. Reporting 1 100.00%

R Governor	REP	Total	
Number of Precincts		1	
Precincts Reporting		1	100.0 %
Times Counted		501/1067	47.0 %
Total Votes		261	
Mike Bouchard	REP	27	10.34%

Mike Cox	REP	93	35.63%
Tom George	REP	2	0.77%
Pete Hoekstra	REP	38	14.56%
Rick Snyder	REP	101	38.70%
Write-in Votes		0	0.00%

R D1 Congress	REP		
		Total	
Number of Precincts		1	
Precincts Reporting		1	100.0 %
Times Counted		501/1067	47.0 %
Total Votes		247	
Jason Allen	REP	83	33.60%
Dan Benishek	REP	101	40.89%
Patrick Donlon	REP	3	1.21%
Linda Goldthorpe	REP	32	12.96%
Don Hooper	REP	17	6.88%
Tom Stillings	REP	11	4.45%
Write-in Votes		0	0.00%

R D38 Senator	REP		
		Total	
Number of Precincts		1	
Precincts Reporting		1	100.0 %
Times Counted		501/1067	47.0 %
Total Votes		259	
Tom Casperson	REP	235	90.73%
Jeff Paulin	REP	24	9.27%
Write-in Votes		0	0.00%

R D109 Representative	REP		
		Total	
Number of Precincts		1	
Precincts Reporting		1	100.0 %
Times Counted		501/1067	47.0 %
Total Votes		175	
John Brock	REP	174	99.43%
Write-in Votes		1	0.57%

R Road Commissioner	REP		
		Total	

Number of Precincts		1	
Precincts Reporting		1	100.0 %
Times Counted		501/1067	47.0 %
Total Votes		10	
Write-in Votes		10	100.00%

R D3 Commissioner	REP		
		Total	
Number of Precincts		1	
Precincts Reporting		1	100.0 %
Times Counted		501/1067	47.0 %
Total Votes		142	
Khristopher D. Trull	REP	138	97.18%
Write-in Votes		4	2.82%

R Hiawatha Delegate	REP		
		Total	
Number of Precincts		1	
Precincts Reporting		1	100.0 %
Times Counted		501/1067	47.0 %
Total Votes		10	
Write-in Votes		10	100.00%

D Governor	DEM		
		Total	
Number of Precincts		1	
Precincts Reporting		1	100.0 %
Times Counted		501/1067	47.0 %
Total Votes		170	
Virg Bernero	DEM	88	51.76%
Andy Dillon	DEM	81	47.65%
Write-in Votes		1	0.59%

D D1 Congress	DEM		
		Total	
Number of Precincts		1	
Precincts Reporting		1	100.0 %
Times Counted		501/1067	47.0 %
Total Votes		157	

Gary McDowell	DEM	156	99.36%
Write-in Votes		1	0.64%

D D38 Senator	DEM		
		Total	
Number of Precincts		1	
Precincts Reporting		1	100.0 %
Times Counted		501/1067	47.0 %
Total Votes		163	
Michael A. Lahti	DEM	160	98.16%
Write-in Votes		3	1.84%

D D109 Representative	DEM		
		Total	
Number of Precincts		1	
Precincts Reporting		1	100.0 %
Times Counted		501/1067	47.0 %
Total Votes		164	
Steven W. Lindberg	DEM	161	98.17%
Write-in Votes		3	1.83%

D Road Commissioner	DEM		
		Total	
Number of Precincts		1	
Precincts Reporting		1	100.0 %
Times Counted		501/1067	47.0 %
Total Votes		174	
Dale J. DuFour	DEM	173	99.43%
Write-in Votes		1	0.57%

D D3 Commissioner	DEM		
		Total	
Number of Precincts		1	
Precincts Reporting		1	100.0 %
Times Counted		501/1067	47.0 %
Total Votes		181	
Allen Grimm	DEM	178	98.34%
Write-in Votes		3	1.66%

D Hiawatha Delegate	DEM	
	Total	
Number of Precincts	1	
Precincts Reporting	1	100.0 %
Times Counted	501/1067	47.0 %
Total Votes	22	
Write-in Votes	22	100.00%

D5 Probate Ct Judge		
	Total	
Number of Precincts	1	
Precincts Reporting	1	100.0 %
Times Counted	501/1067	47.0 %
Total Votes	469	
Dan Beaton	296	63.11%
Kirt L. Harmon	73	15.57%
Charles C. Nebel	100	21.32%

County Sheriff Recall		
	Total	
Number of Precincts	1	
Precincts Reporting	1	100.0 %
Times Counted	501/1067	47.0 %
Total Votes	472	
YES	257	54.45%
NO	215	45.55%

Election Summary Report
Schoolcraft County, MI
2010 Primary
Summary For Inwood Township, Precinct 1, All Counters, All Races

08/03/10
22:01:37

Registered Voters 566 - Cards Cast 226
39.93%

Num. Report Precinct 1 - Num. Reporting 1
100.00%

R Governor	REP
	Total
Number of Precincts	1

Precincts Reporting		1	100.0 %
Times Counted		226/566	39.9 %
Total Votes		118	
Mike Bouchard	REP	18	15.25%
Mike Cox	REP	39	33.05%
Tom George	REP	5	4.24%
Pete Hoekstra	REP	25	21.19%
Rick Snyder	REP	31	26.27%
Write-in Votes		0	0.00%

R D1 Congress	REP		
		Total	
Number of Precincts		1	
Precincts Reporting		1	100.0 %
Times Counted		226/566	39.9 %
Total Votes		114	
Jason Allen	REP	25	21.93%
Dan Benishek	REP	71	62.28%
Patrick Donlon	REP	2	1.75%
Linda Goldthorpe	REP	5	4.39%
Don Hooper	REP	6	5.26%
Tom Stillings	REP	5	4.39%
Write-in Votes		0	0.00%

R D38 Senator	REP		
		Total	
Number of Precincts		1	
Precincts Reporting		1	100.0 %
Times Counted		226/566	39.9 %
Total Votes		119	
Tom Casperson	REP	106	89.08%
Jeff Paulin	REP	11	9.24%
Write-in Votes		2	1.68%

R D109 Representative	REP		
		Total	
Number of Precincts		1	
Precincts Reporting		1	100.0 %
Times Counted		226/566	39.9 %
Total Votes		92	

John Brock	REP	92	100.00%
Write-in Votes		0	0.00%

R Road Commissioner	REP		
		Total	
Number of Precincts		1	
Precincts Reporting		1	100.0 %
Times Counted		226/566	39.9 %
Total Votes		9	
Write-in Votes		9	100.00%

R D5 Commissioner	REP		
		Total	
Number of Precincts		1	
Precincts Reporting		1	100.0 %
Times Counted		226/566	39.9 %
Total Votes		87	
Daniel J. LaFoille	REP	85	97.70%
Write-in Votes		2	2.30%

R Inwood Delegate	REP		
		Total	
Number of Precincts		1	
Precincts Reporting		1	100.0 %
Times Counted		226/566	39.9 %
Total Votes		84	
Jennifer L. Ollis	REP	84	100.00%
Write-in Votes		0	0.00%

D Governor	DEM		
		Total	
Number of Precincts		1	
Precincts Reporting		1	100.0 %
Times Counted		226/566	39.9 %
Total Votes		84	
Virg Bernero	DEM	32	38.10%
Andy Dillon	DEM	51	60.71%
Write-in Votes		1	1.19%

D D1 Congress	DEM		
		Total	
Number of Precincts		1	
Precincts Reporting		1	100.0 %
Times Counted		226/566	39.9 %
Total Votes		77	
Gary McDowell	DEM	77	100.00%
Write-in Votes		0	0.00%

D D38 Senator	DEM		
		Total	
Number of Precincts		1	
Precincts Reporting		1	100.0 %
Times Counted		226/566	39.9 %
Total Votes		78	
Michael A. Lahti	DEM	77	98.72%
Write-in Votes		1	1.28%

D D109 Representative	DEM		
		Total	
Number of Precincts		1	
Precincts Reporting		1	100.0 %
Times Counted		226/566	39.9 %
Total Votes		78	
Steven W. Lindberg	DEM	77	98.72%
Write-in Votes		1	1.28%

D Road Commissioner	DEM		
		Total	
Number of Precincts		1	
Precincts Reporting		1	100.0 %
Times Counted		226/566	39.9 %
Total Votes		84	
Dale J. DuFour	DEM	83	98.81%
Write-in Votes		1	1.19%

D D5 Commissioner	DEM		
		Total	
Number of Precincts		1	
Precincts Reporting		1	100.0 %

Times Counted	226/566	39.9 %
Total Votes	14	
Write-in Votes	14	100.00%

D Inwood Delegate	DEM	
	Total	
Number of Precincts	1	
Precincts Reporting	1	100.0 %
Times Counted	226/566	39.9 %
Total Votes	16	
Write-in Votes	16	100.00%

D5 Probate Ct Judge		
	Total	
Number of Precincts	1	
Precincts Reporting	1	100.0 %
Times Counted	226/566	39.9 %
Total Votes	211	
Dan Beaton	95	45.02%
Kirt L. Harmon	46	21.80%
Charles C. Nebel	70	33.18%

County Sheriff Recall		
	Total	
Number of Precincts	1	
Precincts Reporting	1	100.0 %
Times Counted	226/566	39.9 %
Total Votes	207	
YES	97	46.86%
NO	110	53.14%

PRECINCT REPORT

PRIMARY ELECTION
SHIAWASSEE COUNTY, MICHIGAN
AUGUST 3, 2010
STATISTICS

OFFICIAL RESULTS

RUN DATE:08/05/10 01:31 PM

0001 ANTRIM TOWNSHIP

	VOTES	PERCENT
REGISTERED VOTERS - TOTAL	1603	
BALLOTS CAST - TOTAL.	372	
VOTER TURNOUT - TOTAL		23.21

PRECINCT REPORT

PRIMARY ELECTION
SHIAWASSEE COUNTY, MICHIGAN
AUGUST 3, 2010
Republican Party

OFFICIAL RESULTS

RUN DATE:08/05/10 01:31 PM

0001 ANTRIM TOWNSHIP

	VOTES	PERCENT
GOVERNOR STATE		
Vote for not more than 1		
Mike Bouchard	25	8.71
Mike Cox	90	31.36
Tom George	0	
Pete Hoekstra	67	23.34
Rick Snyder	105	36.59
WRITE-IN	0	
REPRESENTATIVE IN CONGRESS 8TH DISTRICT		
Vote for not more than 1		
Mike Rogers	253	100.00
WRITE-IN	0	
STATE SENATOR 22ND DISTRICT		
Vote for not more than 1		
Joe Hune	219	79.35
Paul Rogers	57	20.65
WRITE-IN	0	
REPRESENTATIVE IN STATE LEGISLATURE 85TH DISTRICT		
Vote for not more than 1		
Ben Glardon	112	40.73
Harold Buck Kuisel	34	12.36
David Lazar	23	8.36
Dennis Rainwater	81	29.45
Jim Stechschulte	25	9.09
WRITE-IN	0	
ROAD COMMISSIONER		
Vote for not more than 1		
Mike Constine	177	69.69
Russell W. Kregger	77	30.31
WRITE-IN	0	
COUNTY COMMISSIONER 5TH DISTRICT		
Vote for not more than 1		
Gerald Cole	213	100.00
WRITE-IN	0	
CLERK ANTRIM TOWNSHIP		
Vote for not more than 1		
Susan McGahey	224	100.00
WRITE-IN	0	

	VOTES	PERCENT
TRUSTEE ANTRIM TOWNSHIP		
Vote for not more than 1		
Michael Godfrey	134	51.54
Rita J. Hooley	126	48.46
WRITE-IN	0	
DELEGATE TO COUNTY CONVENTION ANTRIM TOWNSHIP 0 (Prec-0		
Vote for not more than 6		
WRITE-IN	0	

PRECINCT REPORT

PRIMARY ELECTION
SHIAWASSEE COUNTY, MICHIGAN
AUGUST 3, 2010
Democratic Party

OFFICIAL RESULTS

RUN DATE:08/05/10 01:31 PM

0001 ANTRIM TOWNSHIP

	VOTES	PERCENT
GOVERNOR STATE		
Vote for not more than 1		
Virg Bernero	62	78.48
Andy Dillon.	17	21.52
WRITE-IN.	0	
REPRESENTATIVE IN CONGRESS 8TH DISTRICT		
Vote for not more than 1		
Kande Ngalamulume.	63	94.03
WRITE-IN.	4	5.97
STATE SENATOR 22ND DISTRICT		
Vote for not more than 1		
Chuck Fellows	72	100.00
WRITE-IN.	0	
REPRESENTATIVE IN STATE LEGISLATURE 85TH DISTRICT		
Vote for not more than 1		
Pamela Drake	74	100.00
WRITE-IN.	0	
ROAD COMMISSIONER		
Vote for not more than 1		
WRITE-IN.	0	
COUNTY COMMISSIONER 5TH DISTRICT		
Vote for not more than 1		
Bill E. Bowers.	45	60.81
Paul G. Ray.	29	39.19
WRITE-IN.	0	
CLERK ANTRIM TOWNSHIP		
Vote for not more than 1		
WRITE-IN.	0	
TRUSTEE ANTRIM TOWNSHIP		
Vote for not more than 1		
WRITE-IN.	0	
DELEGATE TO COUNTY CONVENTION ANTRIM TOWNSHIP 0 (Prec-0		
Vote for not more than 7		
WRITE-IN.	0	

PRECINCT REPORT

PRIMARY ELECTION
SHIAWASSEE COUNTY, MICHIGAN
AUGUST 3, 2010

OFFICIAL RESULTS

RUN DATE:08/05/10 01:31 PM

0001 ANTRIM TOWNSHIP

	VOTES	PERCENT
SHIAWASSEE COUNTY SENIOR CITIZENS		
Vote for not more than 1		
YES	160	50.16
NO.	159	49.84

PRECINCT REPORT

PRIMARY ELECTION
SHIAWASSEE COUNTY, MICHIGAN
AUGUST 3, 2010
STATISTICS

OFFICIAL RESULTS

RUN DATE:08/05/10 01:31 PM

0002 BENNINGTON TOWNSHIP

	VOTES	PERCENT
REGISTERED VOTERS - TOTAL	2428	
BALLOTS CAST - TOTAL.	604	
VOTER TURNOUT - TOTAL		24.88

0002 BENNINGTON TOWNSHIP

	VOTES	PERCENT
GOVERNOR STATE		
Vote for not more than 1		
Mike Bouchard	36	7.63
Mike Cox	156	33.05
Tom George	9	1.91
Pete Hoekstra	97	20.55
Rick Snyder	174	36.86
WRITE-IN	0	
REPRESENTATIVE IN CONGRESS 8TH DISTRICT		
Vote for not more than 1		
Mike Rogers	407	100.00
WRITE-IN	0	
STATE SENATOR 22ND DISTRICT		
Vote for not more than 1		
Joe Hune	309	69.59
Paul Rogers	135	30.41
WRITE-IN	0	
REPRESENTATIVE IN STATE LEGISLATURE 85TH DISTRICT		
Vote for not more than 1		
Ben Glardon	214	46.42
Harold Buck Kuisel	54	11.71
David Lazar	58	12.58
Dennis Rainwater	65	14.10
Jim Stechschulte	70	15.18
WRITE-IN	0	
ROAD COMMISSIONER		
Vote for not more than 1		
Mike Constine	295	66.59
Russell W. Kregger	148	33.41
WRITE-IN	0	
COUNTY COMMISSIONER 6TH DISTRICT		
Vote for not more than 1		
Dale D. Roszman	356	100.00
WRITE-IN	0	
DELEGATE TO COUNTY CONVENTION BENNINGTON TOWNSHIP 0 (Pr		
Vote for not more than 11		
Richard J. Ball	321	35.67
David C. Meiers	124	13.78
Connie Munsell-Ball	143	15.89
Richard L. Ross	131	14.56
Dale D. Roszman	181	20.11
WRITE-IN	0	

PRECINCT REPORT

PRIMARY ELECTION
SHIAWASSEE COUNTY, MICHIGAN
AUGUST 3, 2010
Democratic Party

OFFICIAL RESULTS

RUN DATE:08/05/10 01:31 PM

0002 BENNINGTON TOWNSHIP

	VOTES	PERCENT
GOVERNOR STATE		
Vote for not more than 1		
Virg Bernero	104	82.54
Andy Dillon.	22	17.46
WRITE-IN.	0	
REPRESENTATIVE IN CONGRESS 8TH DISTRICT		
Vote for not more than 1		
Kande Ngalamulume.	88	95.65
WRITE-IN.	4	4.35
STATE SENATOR 22ND DISTRICT		
Vote for not more than 1		
Chuck Fellows	96	100.00
WRITE-IN.	0	
REPRESENTATIVE IN STATE LEGISLATURE 85TH DISTRICT		
Vote for not more than 1		
Pamela Drake	94	100.00
WRITE-IN.	0	
ROAO COMMISSIONER		
Vote for not more than 1		
WRITE-IN.	0	
COUNTY COMMISSIONER 6TH DISTRICT		
Vote for not more than 1		
Brian Fredline.	39	34.51
Patrick W. Gray	74	65.49
WRITE-IN.	0	
DELEGATE TO COUNTY CONVENTION BENNINGTON TOWNSHIP 0 (Pr		
Vote for not more than 11		
Patrick W. Gray	110	100.00
WRITE-IN.	0	

PRECINCT REPORT

PRIMARY ELECTION
SHIAWASSEE COUNTY, MICHIGAN
AUGUST 3, 2010

OFFICIAL RESULTS

RUN DATE:08/05/10 01:31 PM

0002 BENNINGTON TOWNSHIP

	VOTES	PERCENT
SHIAWASSEE COUNTY SENIOR CITIZENS		
Vote for not more than 1		
YES	259	45.44
NO	311	54.56

PRECINCT REPORT

PRIMARY ELECTION
SHIAWASSEE COUNTY, MICHIGAN
AUGUST 3, 2010
STATISTICS

OFFICIAL RESULTS

RUN DATE:08/05/10 01:31 PM

0003 BURNS TOWNSHIP

	VOTES	PERCENT
REGISTERED VOTERS - TOTAL	2524	
BALLOTS CAST - TOTAL	503	
VOTER TURNOUT - TOTAL		19.93

PRECINCT REPORT

PRIMARY ELECTION
SHIAWASSEE COUNTY, MICHIGAN
AUGUST 3, 2010
Republican Party

OFFICIAL RESULTS

RUN DATE:08/05/10 01:31 PM

0003 BURNS TOWNSHIP

	VOTES	PERCENT
GOVERNOR STATE		
Vote for not more than 1		
Mike Bouchard	33	9.59
Mike Cox	121	35.17
Tom George	4	1.16
Pete Hoekstra	78	22.67
Rick Snyder	108	31.40
WRITE-IN	0	
REPRESENTATIVE IN CONGRESS 8TH DISTRICT		
Vote for not more than 1		
Mike Rogers	310	100.00
WRITE-IN	0	
STATE SENATOR 22ND DISTRICT		
Vote for not more than 1		
Joe Hune	231	72.19
Paul Rogers	89	27.81
WRITE-IN	0	
REPRESENTATIVE IN STATE LEGISLATURE 85TH DISTRICT		
Vote for not more than 1		
Ben Glardon	113	34.35
Harold Buck Kuisel	22	6.69
David Lazar	69	20.97
Dennis Rainwater	100	30.40
Jim Stechschulte	25	7.60
WRITE-IN	0	
ROAD COMMISSIONER		
Vote for not more than 1		
Mike Constine	168	60.87
Russell W. Kregger	108	39.13
WRITE-IN	0	
COUNTY COMMISSIONER 5TH DISTRICT		
Vote for not more than 1		
Gerald Cole	244	100.00
WRITE-IN	0	
DELEGATE TO COUNTY CONVENTION BURNS TOWNSHIP 0 (Prec-00		
Vote for not more than 10		
Helen L. Cole	191	54.42
Theresa A. Schaefer	153	43.59
WRITE-IN	7	1.99

0003 BURNS TOWNSHIP

	VOTES	PERCENT
GOVERNOR STATE		
Vote for not more than 1		
Virg Bernero	87	66.92
Andy Dillon	43	33.08
WRITE-IN	0	
REPRESENTATIVE IN CONGRESS 8TH DISTRICT		
Vote for not more than 1		
Kande Ngalamulume	101	94.39
WRITE-IN	6	5.61
STATE SENATOR 22ND DISTRICT		
Vote for not more than 1		
Chuck Fellows	107	100.00
WRITE-IN	0	
REPRESENTATIVE IN STATE LEGISLATURE 85TH DISTRICT		
Vote for not more than 1		
Pamela Drake	122	100.00
WRITE-IN	0	
ROAD COMMISSIONER		
Vote for not more than 1		
WRITE-IN	0	
COUNTY COMMISSIONER 5TH DISTRICT		
Vote for not more than 1		
Bill E. Bowers	116	84.06
Paul G. Ray	22	15.94
WRITE-IN	0	
DELEGATE TO COUNTY CONVENTION BURNS TOWNSHIP 0 (Prec-00		
Vote for not more than 11		
WRITE-IN	0	

0003 BURNS TOWNSHIP

	VOTES	PERCENT
SHIAWASSEE COUNTY SENIOR CITIZENS		
Vote for not more than 1		
YES	228	48.51
NO.	242	51.49
Burns Twp Fire Protection BURNS TOWNSHIP		
Vote for not more than 1		
YES	344	72.27
NO.	132	27.73
Burns Twp Fire Equipment BURNS TOWNSHIP		
Vote for not more than 1		
YES	309	68.06
NO.	145	31.94
BURNS TOWNSHIP 3		
Vote for not more than 1		
YES	314	68.41
NO.	145	31.59

PRECINCT REPORT

PRIMARY ELECTION
SHIAWASSEE COUNTY, MICHIGAN
AUGUST 3, 2010
STATISTICS

OFFICIAL RESULTS

RUN DATE:08/05/10 01:31 PM

0004 CALEDONIA TOWNSHIP 1

	VOTES	PERCENT
REGISTERED VOTERS - TOTAL	1873	
BALLOTS CAST - TOTAL.	520	
VOTER TURNOUT - TOTAL		27.76

PRECINCT REPORT

PRIMARY ELECTION
SHIAWASSEE COUNTY, MICHIGAN
AUGUST 3, 2010
Republican Party

OFFICIAL RESULTS

RUN DATE:08/05/10 01:31 PM

0004 CALEDONIA TOWNSHIP 1

	VOTES	PERCENT
GOVERNOR STATE		
Vote for not more than 1		
Mike Bouchard	46	11.59
Mike Cox.	124	31.23
Tom George	5	1.26
Pete Hoekstra	60	15.11
Rick Snyder.	162	40.81
WRITE-IN.	0	
REPRESENTATIVE IN CONGRESS 4TH DISTRICT		
Vote for not more than 1		
Dave Camp	346	100.00
WRITE-IN.	0	
STATE SENATOR 22ND DISTRICT		
Vote for not more than 1		
Joe Hune.	241	68.86
Paul Rogers.	109	31.14
WRITE-IN.	0	
REPRESENTATIVE IN STATE LEGISLATURE 85TH DISTRICT		
Vote for not more than 1		
Ben Glardon.	190	47.50
Harold Buck Kuisel	15	3.75
David Lazar.	92	23.00
Dennis Rainwater	35	8.75
Jim Stechschulte	68	17.00
WRITE-IN.	0	
ROAD COMMISSIONER		
Vote for not more than 1		
Mike Constine	207	55.95
Russell W. Kregger	163	44.05
WRITE-IN.	0	
COUNTY COMMISSIONER 3RD DISTRICT		
Vote for not more than 1		
Gary W. Holzhausen	196	54.14
John S. Pajtas.	166	45.86
WRITE-IN.	0	
DELEGATE TO COUNTY CONVENTION CALEDONIA TOWNSHIP 1 0		
Vote for not more than 7		
Ella M. Gregoricka	191	19.65
David Lazar.	203	20.88
Michael Lawrence Miller.	118	12.14
John S. Pajtas.	163	16.77
Sally D. Pajtas	134	13.79
Russel Ringle	158	16.26
WRITE-IN.	5	.51

PRECINCT REPORT

PRIMARY ELECTION
SHIAWASSEE COUNTY, MICHIGAN
AUGUST 3, 2010
Democratic Party

OFFICIAL RESULTS

RUN DATE:08/05/10 01:31 PM

0004 CALEDONIA TOWNSHIP 1

	VOTES	PERCENT
GOVERNOR STATE		
Vote for not more than 1		
Virg Bernero	89	83.18
Andy Dillon	18	16.82
WRITE-IN	0	
REPRESENTATIVE IN CONGRESS 4TH DISTRICT		
Vote for not more than 1		
Jerry M. Campbell	82	100.00
WRITE-IN	0	
STATE SENATOR 22ND DISTRICT		
Vote for not more than 1		
Chuck Fellows	81	100.00
WRITE-IN	0	
REPRESENTATIVE IN STATE LEGISLATURE 85TH DISTRICT		
Vote for not more than 1		
Pamela Drake	87	100.00
WRITE-IN	0	
ROAD COMMISSIONER		
Vote for not more than 1		
WRITE-IN	0	
COUNTY COMMISSIONER 3RD DISTRICT		
Vote for not more than 1		
WRITE-IN	0	
DELEGATE TO COUNTY CONVENTION CALEDONIA TOWNSHIP 1 0		
Vote for not more than 10		
WRITE-IN	0	

PRECINCT REPORT

PRIMARY ELECTION
SHIAWASSEE COUNTY, MICHIGAN
AUGUST 3, 2010

OFFICIAL RESULTS

RUN DATE:08/05/10 01:31 PM

0004 CALEDONIA TOWNSHIP 1

	VOTES	PERCENT
SHIAWASSEE COUNTY SENIOR CITIZENS		
Vote for not more than 1		
YES	250	52.30
NO.	228	47.70
Caledonia Township Transportation		
Vote for not more than 1		
YES	302	62.53
NO.	181	37.47

PRECINCT REPORT

PRIMARY ELECTION
SHIAWASSEE COUNTY, MICHIGAN
AUGUST 3, 2010
STATISTICS

OFFICIAL RESULTS

RUN DATE:08/05/10 01:31 PM

0005 CALEDONIA TOWNSHIP 2

	VOTES	PERCENT
REGISTERED VOTERS - TOTAL	1551	
BALLOTS CAST - TOTAL.	352	
VOTER TURNOUT - TOTAL		22.70

PRECINCT REPORT

PRIMARY ELECTION
SHIAWASSEE COUNTY, MICHIGAN
AUGUST 3, 2010
Republican Party

OFFICIAL RESULTS

RUN DATE:08/05/10 01:31 PM

0005 CALEDONIA TOWNSHIP 2

	VOTES	PERCENT
GOVERNOR STATE		
Vote for not more than 1		
Mike Bouchard	33	12.69
Mike Cox	86	33.08
Tom George	3	1.15
Pete Hoekstra	23	8.85
Rick Snyder	115	44.23
WRITE-IN	0	
REPRESENTATIVE IN CONGRESS 4TH DISTRICT		
Vote for not more than 1		
Dave Camp	227	100.00
WRITE-IN	0	
STATE SENATOR 22ND DISTRICT		
Vote for not more than 1		
Joe Hune	154	66.09
Paul Rogers	79	33.91
WRITE-IN	0	
REPRESENTATIVE IN STATE LEGISLATURE 85TH DISTRICT		
Vote for not more than 1		
Ben Glardon	143	53.16
Harold Buck Kuisel	7	2.60
David Lazar	58	21.56
Dennis Rainwater	31	11.52
Jim Stechschulte	30	11.15
WRITE-IN	0	
ROAD COMMISSIONER		
Vote for not more than 1		
Mike Constine	139	53.46
Russell W. Kregger	121	46.54
WRITE-IN	0	
COUNTY COMMISSIONER 5TH DISTRICT		
Vote for not more than 1		
Gerald Cole	184	100.00
WRITE-IN	0	
DELEGATE TO COUNTY CONVENTION CALEDONIA TOWNSHIP 2 0		
Vote for not more than 5		
David R. Dann	153	59.30
Gerri Poage	105	40.70
WRITE-IN	0	

PRECINCT REPORT

PRIMARY ELECTION
SHIAWASSEE COUNTY, MICHIGAN
AUGUST 3, 2010
Democratic Party

OFFICIAL RESULTS

RUN DATE:08/05/10 01:31 PM

0005 CALEDONIA TOWNSHIP 2

	VOTES	PERCENT
GOVERNOR STATE		
Vote for not more than 1		
Virg Bernero	55	80.88
Andy Dillon	13	19.12
WRITE-IN	0	
REPRESENTATIVE IN CONGRESS 4TH DISTRICT		
Vote for not more than 1		
Jerry M. Campbell	61	100.00
WRITE-IN	0	
STATE SENATOR 22ND DISTRICT		
Vote for not more than 1		
Chuck Fellows	57	100.00
WRITE-IN	0	
REPRESENTATIVE IN STATE LEGISLATURE 85TH DISTRICT		
Vote for not more than 1		
Pamela Drake	56	100.00
WRITE-IN	0	
ROAD COMMISSIONER		
Vote for not more than 1		
WRITE-IN	0	
COUNTY COMMISSIONER 5TH DISTRICT		
Vote for not more than 1		
Bill E. Bowers	36	54.55
Paul G. Ray	30	45.45
WRITE-IN	0	
DELEGATE TO COUNTY CONVENTION CALEDONIA TOWNSHIP 2 0		
Vote for not more than 7		
Janice Ray	54	56.25
Paul G. Ray	42	43.75
WRITE-IN	0	

0005 CALEDONIA TOWNSHIP 2

	VOTES	PERCENT
SHIAWASSEE COUNTY SENIOR CITIZENS		
Vote for not more than 1		
YES	154	46.39
NO.	178	53.61
Caledonia Township Transportation		
Vote for not more than 1		
YES	196	58.51
NO.	139	41.49

PRECINCT REPORT

PRIMARY ELECTION
SHIAWASSEE COUNTY, MICHIGAN
AUGUST 3, 2010
STATISTICS

OFFICIAL RESULTS

RUN DATE:08/05/10 01:31 PM

0006 FAIRFIELD TOWNSHIP

	VOTES	PERCENT
REGISTERED VOTERS - TOTAL	526	
BALLOTS CAST - TOTAL.	107	
VOTER TURNOUT - TOTAL		20.34

PRECINCT REPORT

PRIMARY ELECTION
SHIAWASSEE COUNTY, MICHIGAN
AUGUST 3, 2010
Republican Party

OFFICIAL RESULTS

RUN DATE:08/05/10 01:31 PM

0006 FAIRFIELD TOWNSHIP

	VOTES	PERCENT
GOVERNOR STATE		
Vote for not more than 1		
Mike Bouchard	9	10.59
Mike Cox.	15	17.65
Tom George	0	
Pete Hoekstra	11	12.94
Rick Snyder.	50	58.82
WRITE-IN.	0	
REPRESENTATIVE IN CONGRESS 4TH DISTRICT		
Vote for not more than 1		
Dave Camp	74	100.00
WRITE-IN.	0	
STATE SENATOR 22ND DISTRICT		
Vote for not more than 1		
Joe Hune.	47	65.28
Paul Rogers.	25	34.72
WRITE-IN.	0	
REPRESENTATIVE IN STATE LEGISLATURE 85TH DISTRICT		
Vote for not more than 1		
Ben Glardon.	47	54.02
Harold Buck Kuisel	12	13.79
David Lazar.	19	21.84
Dennis Rainwater	5	5.75
Jim Stechschulte	4	4.60
WRITE-IN.	0	
ROAD COMMISSIONER		
Vote for not more than 1		
Mike Constine	47	61.04
Russell W. Kregger	30	38.96
WRITE-IN.	0	
COUNTY COMMISSIONER 1ST DISTRICT		
Vote for not more than 1		
Nichole Bruff	47	62.67
Tom Landino.	10	13.33
Dan Stewart.	18	24.00
WRITE-IN.	0	
DELEGATE TO COUNTY CONVENTION FAIRFIELD TOWNSHIP (Prec·		
Vote for not more than 2		
WRITE-IN.	0	

PRECINCT REPORT

PRIMARY ELECTION
SHIAWASSEE COUNTY, MICHIGAN
AUGUST 3, 2010
Democratic Party

OFFICIAL RESULTS

RUN DATE:08/05/10 01:31 PM

0006 FAIRFIELD TOWNSHIP

	VOTES	PERCENT
GOVERNOR STATE		
Vote for not more than 1		
Virg Bernero	13	81.25
Andy Dillon	3	18.75
WRITE-IN	0	
REPRESENTATIVE IN CONGRESS 4TH DISTRICT		
Vote for not more than 1		
Jerry M. Campbell	15	100.00
WRITE-IN	0	
STATE SENATOR 22ND DISTRICT		
Vote for not more than 1		
Chuck Fellows	15	100.00
WRITE-IN	0	
REPRESENTATIVE IN STATE LEGISLATURE 85TH DISTRICT		
Vote for not more than 1		
Pamela Drake	15	100.00
WRITE-IN	0	
ROAD COMMISSIONER		
Vote for not more than 1		
WRITE-IN	0	
COUNTY COMMISSIONER 1ST DISTRICT		
Vote for not more than 1		
WRITE-IN	0	
DELEGATE TO COUNTY CONVENTION FAIRFIELD TOWNSHIP (Prec-		
Vote for not more than 3		
WRITE-IN	0	

0006 FAIRFIELD TOWNSHIP

	VOTES	PERCENT
SHIAWASSEE COUNTY SENIOR CITIZENS		
Vote for not more than 1		
YES	45	47.37
NO	50	52.63

PRECINCT REPORT

PRIMARY ELECTION
SHIAWASSEE COUNTY, MICHIGAN
AUGUST 3, 2010
STATISTICS

OFFICIAL RESULTS

RUN DATE:08/05/10 01:31 PM

0007 HAZELTON TOWNSHIP

	VOTES	PERCENT
REGISTERED VOTERS - TOTAL	1727	
BALLOTS CAST - TOTAL.	373	
VOTER TURNOUT - TOTAL		21.60

PRECINCT REPORT

PRIMARY ELECTION
SHIAWASSEE COUNTY, MICHIGAN
AUGUST 3, 2010
Republican Party

OFFICIAL RESULTS

RUN DATE:08/05/10 01:31 PM

0007 HAZELTON TOWNSHIP

	VOTES	PERCENT
GOVERNOR STATE		
Vote for not more than 1		
Mike Bouchard	37	13.55
Mike Cox	82	30.04
Tom George	3	1.10
Pete Hoekstra	49	17.95
Rick Snyder	102	37.36
WRITE-IN	0	
REPRESENTATIVE IN CONGRESS 4TH DISTRICT		
Vote for not more than 1		
Dave Camp	236	100.00
WRITE-IN	0	
STATE SENATOR 22ND DISTRICT		
Vote for not more than 1		
Joe Hune	161	64.14
Paul Rogers	90	35.86
WRITE-IN	0	
REPRESENTATIVE IN STATE LEGISLATURE 85TH DISTRICT		
Vote for not more than 1		
Ben Glardon	161	60.07
Harold Buck Kuisel	29	10.82
David Lazar	20	7.46
Dennis Rainwater	45	16.79
Jim Stechschulte	13	4.85
WRITE-IN	0	
ROAD COMMISSIONER		
Vote for not more than 1		
Mike Constine	157	63.82
Russell W. Kregger	89	36.18
WRITE-IN	0	
COUNTY COMMISSIONER 3RD DISTRICT		
Vote for not more than 1		
Gary W. Holzhausen	137	53.10
John S. Pajtas	121	46.90
WRITE-IN	0	
DELEGATE TO COUNTY CONVENTION HAZELTON TOWNSHIP 0 (Prec		
Vote for not more than 6		
WRITE-IN	0	

PRECINCT REPORT

PRIMARY ELECTION
SHIAWASSEE COUNTY, MICHIGAN
AUGUST 3, 2010
Democratic Party

OFFICIAL RESULTS

RUN DATE:08/05/10 01:31 PM

0007 HAZELTON TOWNSHIP

	VOTES	PERCENT
GOVERNOR STATE		
Vote for not more than 1		
Virg Bernero	64	74.42
Andy Dillon.	22	25.58
WRITE-IN.	0	
REPRESENTATIVE IN CONGRESS 4TH DISTRICT		
Vote for not more than 1		
Jerry M. Campbell.	74	100.00
WRITE-IN.	0	
STATE SENATOR 22ND DISTRICT		
Vote for not more than 1		
Chuck Fellows	71	100.00
WRITE-IN.	0	
REPRESENTATIVE IN STATE LEGISLATURE 85TH DISTRICT		
Vote for not more than 1		
Pamela Drake	73	100.00
WRITE-IN.	0	
ROAD COMMISSIONER		
Vote for not more than 1		
WRITE-IN.	0	
COUNTY COMMISSIONER 3RD DISTRICT		
Vote for not more than 1		
WRITE-IN.	0	
DELEGATE TO COUNTY CONVENTION HAZELTON TOWNSHIP 0 (Prec		
Vote for not more than 9		
WRITE-IN.	0	

PRECINCT REPORT

PRIMARY ELECTION
SHIAWASSEE COUNTY, MICHIGAN
AUGUST 3, 2010

OFFICIAL RESULTS

RUN DATE:08/05/10 01:31 PM

0007 HAZELTON TOWNSHIP

	VOTES	PERCENT
SHIAWASSEE COUNTY SENIOR CITIZENS		
Vote for not more than 1		
YES	158	46.88
NO	179	53.12

PRECINCT REPORT

PRIMARY ELECTION
SHIAWASSEE COUNTY, MICHIGAN
AUGUST 3, 2010
STATISTICS

OFFICIAL RESULTS

RUN DATE:08/05/10 01:31 PM

0009 MIDDLEBURY TOWNSHIP

	VOTES	PERCENT
REGISTERED VOTERS - TOTAL	1218	
BALLOTS CAST - TOTAL	269	
VOTER TURNOUT - TOTAL		22.09

PRECINCT REPORT

PRIMARY ELECTION
SHIAWASSEE COUNTY, MICHIGAN
AUGUST 3, 2010
Republican Party

OFFICIAL RESULTS

RUN DATE:08/05/10 01:31 PM

0009 MIDDLEBURY TOWNSHIP

	VOTES	PERCENT
GOVERNOR STATE		
Vote for not more than 1		
Mike Bouchard	23	10.80
Mike Cox.	62	29.11
Tom George	1	.47
Pete Hoekstra	41	19.25
Rick Snyder.	86	40.38
WRITE-IN.	0	
REPRESENTATIVE IN CONGRESS 4TH DISTRICT		
Vote for not more than 1		
Dave Camp	175	100.00
WRITE-IN.	0	
STATE SENATOR 22ND DISTRICT		
Vote for not more than 1		
Joe Hune.	100	54.95
Paul Rogers.	82	45.05
WRITE-IN.	0	
REPRESENTATIVE IN STATE LEGISLATURE 85TH DISTRICT		
Vote for not more than 1		
Ben Glardon.	115	54.50
Harold Buck Kuisel	25	11.85
David Lazar.	23	10.90
Dennis Rainwater	30	14.22
Jim Stechschulte	18	8.53
WRITE-IN.	0	
ROAD COMMISSIONER		
Vote for not more than 1		
Mike Constine	161	78.54
Russell W. Kregger	44	21.46
WRITE-IN.	0	
COUNTY COMMISSIONER 1ST DISTRICT		
Vote for not more than 1		
Nichole Bruff	58	33.72
Tom Landino.	48	27.91
Dan Stewart.	66	38.37
WRITE-IN.	0	
DELEGATE TO COUNTY CONVENTION MIDDLEBURY TOWNSHIP 0 (Pr		
Vote for not more than 4		
Robert E. Delaney.	118	57.84
William Riggan.	86	42.16
WRITE-IN.	0	

PRECINCT REPORT

PRIMARY ELECTION
SHIAWASSEE COUNTY, MICHIGAN
AUGUST 3, 2010
Democratic Party

OFFICIAL RESULTS

RUN DATE:08/05/10 01:31 PM

0009 MIDDLEBURY TOWNSHIP

	VOTES	PERCENT
GOVERNOR STATE		
Vote for not more than 1		
Virg Bernero	38	76.00
Andy Dillon	12	24.00
WRITE-IN	0	
REPRESENTATIVE IN CONGRESS 4TH DISTRICT		
Vote for not more than 1		
Jerry M. Campbell	40	100.00
WRITE-IN	0	
STATE SENATOR 22ND DISTRICT		
Vote for not more than 1		
Chuck Fellows	40	100.00
WRITE-IN	0	
REPRESENTATIVE IN STATE LEGISLATURE 85TH DISTRICT		
Vote for not more than 1		
Pamela Drake	42	100.00
WRITE-IN	0	
ROAD COMMISSIONER		
Vote for not more than 1		
WRITE-IN	0	
COUNTY COMMISSIONER 1ST DISTRICT		
Vote for not more than 1		
WRITE-IN	0	
DELEGATE TO COUNTY CONVENTION MIDDLEBURY TOWNSHIP 0 (Pr		
Vote for not more than 6		
WRITE-IN	0	

PRECINCT REPORT

PRIMARY ELECTION
SHIAWASSEE COUNTY, MICHIGAN
AUGUST 3, 2010

OFFICIAL RESULTS

RUN DATE:08/05/10 01:31 PM

0009 MIDDLEBURY TOWNSHIP

	VOTES	PERCENT
SHIAWASSEE COUNTY SENIOR CITIZENS		
Vote for not more than 1		
YES	105	41.50
NO.	148	58.50

PRECINCT REPORT

PRIMARY ELECTION
SHIAWASSEE COUNTY, MICHIGAN
AUGUST 3, 2010
STATISTICS

OFFICIAL RESULTS

RUN DATE:08/05/10 01:31 PM

0010 NEW HAVEN TOWNSHIP

	VOTES	PERCENT
REGISTERED VOTERS - TOTAL	1041	
BALLOTS CAST - TOTAL.	300	
VOTER TURNOUT - TOTAL		28.82

PRECINCT REPORT

RUN DATE:08/05/10 01:31 PM

PRIMARY ELECTION
SHIAWASSEE COUNTY, MICHIGAN
AUGUST 3, 2010
Republican Party

OFFICIAL RESULTS

0010 NEW HAVEN TOWNSHIP

	VOTES	PERCENT
GOVERNOR STATE		
Vote for not more than 1		
Mike Bouchard	15	6.41
Mike Cox	81	34.62
Tom George	8	3.42
Pete Hoekstra	45	19.23
Rick Snyder	85	36.32
WRITE-IN	0	
REPRESENTATIVE IN CONGRESS 4TH DISTRICT		
Vote for not more than 1		
Dave Camp	200	100.00
WRITE-IN	0	
STATE SENATOR 22ND DISTRICT		
Vote for not more than 1		
Joe Hune	131	64.22
Paul Rogers	73	35.78
WRITE-IN	0	
REPRESENTATIVE IN STATE LEGISLATURE 85TH DISTRICT		
Vote for not more than 1		
Ben Glardon	154	64.98
Harold Buck Kuisel	9	3.80
David Lazar	31	13.08
Dennis Rainwater	19	8.02
Jim Stechschulte	24	10.13
WRITE-IN	0	
ROAD COMMISSIONER		
Vote for not more than 1		
Mike Constine	114	52.05
Russell W. Kregger	105	47.95
WRITE-IN	0	
COUNTY COMMISSIONER 3RD DISTRICT		
Vote for not more than 1		
Gary W. Holzhausen	147	63.91
John S. Pajtas	83	36.09
WRITE-IN	0	
TREASURER NEW HAVEN TOWNSHIP		
Vote for not more than 1		
Mary L. Eickholt	199	100.00
WRITE-IN	0	

	VOTES	PERCENT
DELEGATE TO COUNTY CONVENTION NEW HAVEN TOWNSHIP 0 (Pre		
Vote for not more than 4		
James G. Van Pelt	144	50.17
Sharon Van Pelt	139	48.43
WRITE-IN	4	1.39

PRECINCT REPORT

PRIMARY ELECTION
SHIAWASSEE COUNTY, MICHIGAN
AUGUST 3, 2010
Democratic Party

OFFICIAL RESULTS

RUN DATE:08/05/10 01:31 PM

0010 NEW HAVEN TOWNSHIP

	VOTES	PERCENT
GOVERNOR STATE		
Vote for not more than 1		
Virg Bernero	34	80.95
Andy Dillon	8	19.05
WRITE-IN	0	
REPRESENTATIVE IN CONGRESS 4TH DISTRICT		
Vote for not more than 1		
Jerry M. Campbell	35	100.00
WRITE-IN	0	
STATE SENATOR 22ND DISTRICT		
Vote for not more than 1		
Chuck Fellows	32	100.00
WRITE-IN	0	
REPRESENTATIVE IN STATE LEGISLATURE 85TH DISTRICT		
Vote for not more than 1		
Pamela Drake	34	100.00
WRITE-IN	0	
ROAD COMMISSIONER		
Vote for not more than 1		
WRITE-IN	0	
COUNTY COMMISSIONER 3RD DISTRICT		
Vote for not more than 1		
WRITE-IN	0	
TREASURER NEW HAVEN TOWNSHIP		
Vote for not more than 1		
WRITE-IN	0	
DELEGATE TO COUNTY CONVENTION NEW HAVEN TOWNSHIP 0 (Pre		
Vote for not more than 5		
WRITE-IN	0	

PRECINCT REPORT

PRIMARY ELECTION
SHIAWASSEE COUNTY, MICHIGAN
AUGUST 3, 2010

OFFICIAL RESULTS

RUN DATE:08/05/10 01:31 PM

0010 NEW HAVEN TOWNSHIP

	VOTES	PERCENT
SHIAWASSEE COUNTY SENIOR CITIZENS		
Vote for not more than 1		
YES	119	42.96
NO	158	57.04
New Haven Township Road Resolution		
Vote for not more than 1		
YES	194	68.79
NO	88	31.21

PRECINCT REPORT

PRIMARY ELECTION
SHIAWASSEE COUNTY, MICHIGAN
AUGUST 3, 2010
STATISTICS

OFFICIAL RESULTS

RUN DATE:08/05/10 01:31 PM

0011 OWOSSO TOWNSHIP 1

	VOTES	PERCENT
REGISTERED VOTERS - TOTAL	1572	
BALLOTS CAST - TOTAL	377	
VOTER TURNOUT - TOTAL		23.98

PRECINCT REPORT

PRIMARY ELECTION
SHIAWASSEE COUNTY, MICHIGAN
AUGUST 3, 2010
Republican Party

OFFICIAL RESULTS

RUN DATE:08/05/10 01:31 PM

0011 OWOSSO TOWNSHIP 1

	VOTES	PERCENT
GOVERNOR STATE		
Vote for not more than 1		
Mike Bouchard	47	15.61
Mike Cox	95	31.56
Tom George	4	1.33
Pete Hoekstra	32	10.63
Rick Snyder	123	40.86
WRITE-IN	0	
REPRESENTATIVE IN CONGRESS 4TH DISTRICT		
Vote for not more than 1		
Dave Camp	253	100.00
WRITE-IN	0	
STATE SENATOR 22ND DISTRICT		
Vote for not more than 1		
Joe Hune	155	55.16
Paul Rogers	126	44.84
WRITE-IN	0	
REPRESENTATIVE IN STATE LEGISLATURE 85TH DISTRICT		
Vote for not more than 1		
Ben Glardon	141	45.48
Harold Buck Kuisel	19	6.13
David Lazar	71	22.90
Dennis Rainwater	36	11.61
Jim Stechschulte	43	13.87
WRITE-IN	0	
ROAD COMMISSIONER		
Vote for not more than 1		
Mike Constine	188	64.60
Russell W. Kregger	103	35.40
WRITE-IN	0	
COUNTY COMMISSIONER 1ST DISTRICT		
Vote for not more than 1		
Nichole Bruff	115	41.22
Tom Landino	61	21.86
Dan Stewart	103	36.92
WRITE-IN	0	
TRUSTEE OWOSSO TOWNSHIP		
Vote for not more than 1		
Joy M. Archer	198	69.96
Christine Sines	85	30.04
WRITE-IN	0	

	VOTES	PERCENT
DELEGATE TO COUNTY CONVENTION OWOSSO TOWNSHIP 1 0 (Prec		
Vote for not more than 5		
WRITE-IN	0	

PRECINCT REPORT

PRIMARY ELECTION
SHIAWASSEE COUNTY, MICHIGAN
AUGUST 3, 2010
Oemocratic Party

OFFICIAL RESULTS

RUN DATE:08/05/10 01:31 PM

0011 OWOSSO TOWNSHIP 1

	VOTES	PERCENT
GOVERNOR STATE		
Vote for not more than 1		
Virg Bernero	36	69.23
Andy Dillon	16	30.77
WRITE-IN	0	
REPRESENTATIVE IN CONGRESS 4TH DISTRICT		
Vote for not more than 1		
Jerry M. Campbell	50	100.00
WRITE-IN	0	
STATE SENATOR 22ND DISTRICT		
Vote for not more than 1		
Chuck Fellows	47	100.00
WRITE-IN	0	
REPRESENTATIVE IN STATE LEGISLATURE 85TH DISTRICT		
Vote for not more than 1		
Pamela Drake	47	100.00
WRITE-IN	0	
ROAD COMMISSIONER		
Vote for not more than 1		
WRITE-IN	0	
COUNTY COMMISSIONER 1ST DISTRICT		
Vote for not more than 1		
WRITE-IN	0	
TRUSTEE OWOSSO TOWNSHIP		
Vote for not more than 1		
WRITE-IN	0	
DELEGATE TO COUNTY CONVENTION OWOSSO TOWNSHIP 1 0 (Prec		
Vote for not more than 9		
WRITE-IN	0	

PRECINCT REPORT

PRIMARY ELECTION
SHIAWASSEE COUNTY, MICHIGAN
AUGUST 3, 2010

OFFICIAL RESULTS

RUN DATE:08/05/10 01:31 PM

0011 OWOSSO TOWNSHIP 1

	VOTES	PERCENT
SHIAWASSEE COUNTY SENIOR CITIZENS		
Vote for not more than 1		
YES	152	49.84
NO.	153	50.16

PRECINCT REPORT

PRIMARY ELECTION
SHIAWASSEE COUNTY, MICHIGAN
AUGUST 3, 2010
STATISTICS

OFFICIAL RESULTS

RUN DATE:08/05/10 01:31 PM

0012 OWOSSO TOWNSHIP 2

	VOTES	PERCENT
REGISTERED VOTERS - TOTAL	1266	
BALLOTS CAST - TOTAL.	487	
VOTER TURNOUT - TOTAL		38.47

PRECINCT REPORT

PRIMARY ELECTION
SHIAWASSEE COUNTY, MICHIGAN
AUGUST 3, 2010
Republican Party

OFFICIAL RESULTS

RUN DATE:08/05/10 01:31 PM

0012 OWOSSO TOWNSHIP 2

	VOTES	PERCENT
GOVERNOR STATE		
Vote for not more than 1		
Mike Bouchard	45	11.78
Mike Cox.	105	27.49
Tom George	4	1.05
Pete Hoekstra	65	17.02
Rick Snyder.	163	42.67
WRITE-IN.	0	
REPRESENTATIVE IN CONGRESS 4TH DISTRICT		
Vote for not more than 1		
Dave Camp	331	100.00
WRITE-IN.	0	
STATE SENATOR 22ND DISTRICT		
Vote for not more than 1		
Joe Hune.	229	66.76
Paul Rogers.	114	33.24
WRITE-IN.	0	
REPRESENTATIVE IN STATE LEGISLATURE 85TH DISTRICT		
Vote for not more than 1		
Ben Glardon.	195	49.49
Harold Buck Kuisel	18	4.57
David Lazar.	88	22.34
Dennis Rainwater	25	6.35
Jim Stechschulte	68	17.26
WRITE-IN.	0	
ROAD COMMISSIONER		
Vote for not more than 1		
Mike Constine	233	62.30
Russell W. Kregger	141	37.70
WRITE-IN.	0	
COUNTY COMMISSIONER 1ST DISTRICT		
Vote for not more than 1		
Nichole Bruff	133	37.46
Tom Landino.	82	23.10
Dan Stewart.	140	39.44
WRITE-IN.	0	
TRUSTEE OWOSSO TOWNSHIP		
Vote for not more than 1		
Joy M. Archer	246	69.49
Christine Sines	108	30.51
WRITE-IN.	0	

	VOTES	PERCENT
DELEGATE TO COUNTY CONVENTION OWOSSO TOWNSHIP 2 (Prec-0		
Vote for not more than 6		
Adam D. Lazar	282	100.00
WRITE-IN.	0	

PRECINCT REPORT

PRIMARY ELECTION
SHIAWASSEE COUNTY, MICHIGAN
AUGUST 3, 2010
Democratic Party

OFFICIAL RESULTS

RUN DATE:08/05/10 01:31 PM

0012 OWOSSO TOWNSHIP 2

	VOTES	PERCENT
GOVERNOR STATE		
Vote for not more than 1		
Virg Bernero	62	75.61
Andy Dillon	20	24.39
WRITE-IN	0	
REPRESENTATIVE IN CONGRESS 4TH DISTRICT		
Vote for not more than 1		
Jerry M. Campbell	71	100.00
WRITE-IN	0	
STATE SENATOR 22ND DISTRICT		
Vote for not more than 1		
Chuck Fellows	70	100.00
WRITE-IN	0	
REPRESENTATIVE IN STATE LEGISLATURE 85TH DISTRICT		
Vote for not more than 1		
Pamela Drake	72	100.00
WRITE-IN	0	
ROAD COMMISSIONER		
Vote for not more than 1		
WRITE-IN	0	
COUNTY COMMISSIONER 1ST DISTRICT		
Vote for not more than 1		
WRITE-IN	0	
TRUSTEE OWOSSO TOWNSHIP		
Vote for not more than 1		
WRITE-IN	0	
DELEGATE TO COUNTY CONVENTION OWOSSO TOWNSHIP 2 (Prec-0		
Vote for not more than 7		
Diane M. Doubrava	72	100.00
WRITE-IN	0	

PRECINCT REPORT

PRIMARY ELECTION
SHIAWASSEE COUNTY, MICHIGAN
AUGUST 3, 2010

OFFICIAL RESULTS

RUN DATE:08/05/10 01:31 PM

0012 OWOSSO TOWNSHIP 2

	VOTES	PERCENT
SHIAWASSEE COUNTY SENIOR CITIZENS		
Vote for not more than 1		
YES	212	56.68
NO.	162	43.32

PRECINCT REPORT

PRIMARY ELECTION
SHIAWASSEE COUNTY, MICHIGAN
AUGUST 3, 2010
STATISTICS

OFFICIAL RESULTS

RUN DATE:08/05/10 01:31 PM

0013 OWOSSO TOWNSHIP 3

	VOTES	PERCENT
REGISTERED VOTERS - TOTAL	676	
BALLOTS CAST - TOTAL.	175	
VOTER TURNOUT - TOTAL		25.89

PRECINCT REPORT

PRIMARY ELECTION
SHIAWASSEE COUNTY, MICHIGAN
AUGUST 3, 2010
Republican Party

OFFICIAL RESULTS

RUN DATE:08/05/10 01:31 PM

0013 OWOSSO TOWNSHIP 3

	VOTES	PERCENT
GOVERNOR STATE		
Vote for not more than 1		
Mike Bouchard	15	11.36
Mike Cox	51	38.64
Tom George	1	.76
Pete Hoekstra	14	10.61
Rick Snyder	51	38.64
WRITE-IN	0	
REPRESENTATIVE IN CONGRESS 4TH DISTRICT		
Vote for not more than 1		
Dave Camp	100	100.00
WRITE-IN	0	
STATE SENATOR 22ND DISTRICT		
Vote for not more than 1		
Joe Hune	78	70.27
Paul Rogers	33	29.73
WRITE-IN	0	
REPRESENTATIVE IN STATE LEGISLATURE 85TH DISTRICT		
Vote for not more than 1		
Ben Glardon	56	42.42
Harold Buck Kuisel	9	6.82
David Lazar	25	18.94
Dennis Rainwater	16	12.12
Jim Stechschulte	26	19.70
WRITE-IN	0	
ROAD COMMISSIONER		
Vote for not more than 1		
Mike Constine	82	62.60
Russell W. Kregger	49	37.40
WRITE-IN	0	
COUNTY COMMISSIONER 6TH DISTRICT		
Vote for not more than 1		
Dale D. Roszman	95	100.00
WRITE-IN	0	
TRUSTEE OWOSSO TOWNSHIP		
Vote for not more than 1		
Joy M. Archer	69	55.65
Christine Sines	55	44.35
WRITE-IN	0	

	VOTES	PERCENT
DELEGATE TO COUNTY CONVENTION OWOSSO TOWNSHIP 3 (Prec-0		
Vote for not more than 2		
Ruth Roszman	87	50.58
Wayne L. Roszman	85	49.42
WRITE-IN	0	

PRECINCT REPORT

PRIMARY ELECTION
SHIAWASSEE COUNTY, MICHIGAN
AUGUST 3, 2010
Democratic Party

OFFICIAL RESULTS

RUN DATE:08/05/10 01:31 PM

0013 OWOSSO TOWNSHIP 3

	VOTES	PERCENT
GOVERNOR STATE		
Vote for not more than 1		
Virg Bernero	24	85.71
Andy Dillon	4	14.29
WRITE-IN	0	
REPRESENTATIVE IN CONGRESS 4TH DISTRICT		
Vote for not more than 1		
Jerry M. Campbell	22	100.00
WRITE-IN	0	
STATE SENATOR 22ND DISTRICT		
Vote for not more than 1		
Chuck Fellows	19	100.00
WRITE-IN	0	
REPRESENTATIVE IN STATE LEGISLATURE 85TH DISTRICT		
Vote for not more than 1		
Pamela Drake	22	100.00
WRITE-IN	0	
ROAD COMMISSIONER		
Vote for not more than 1		
WRITE-IN	0	
COUNTY COMMISSIONER 6TH DISTRICT		
Vote for not more than 1		
Brian Fredline	4	16.67
Patrick W. Gray	20	83.33
WRITE-IN	0	
TRUSTEE OWOSSO TOWNSHIP		
Vote for not more than 1		
WRITE-IN	0	
DELEGATE TO COUNTY CONVENTION OWOSSO TOWNSHIP 3 (Prec-0		
Vote for not more than 4		
Barbara Lewis	17	100.00
WRITE-IN	0	

PRECINCT REPORT

PRIMARY ELECTION
SHIAWASSEE COUNTY, MICHIGAN
AUGUST 3, 2010

OFFICIAL RESULTS

RUN DATE:08/05/10 01:31 PM

0013 OWOSSO TOWNSHIP 3

	VOTES	PERCENT
SHIAWASSEE COUNTY SENIOR CITIZENS		
Vote for not more than 1		
YES	62	43.06
NO.	82	56.94

PRECINCT REPORT

PRIMARY ELECTION
SHIAWASSEE COUNTY, MICHIGAN
AUGUST 3, 2010
STATISTICS

OFFICIAL RESULTS

RUN DATE:08/05/10 01:31 PM

0014 PERRY TOWNSHIP 1

	VOTES	PERCENT
REGISTERED VOTERS - TOTAL	1604	
BALLOTS CAST - TOTAL.	347	
VOTER TURNOUT - TOTAL		21.63

PRECINCT REPORT

PRIMARY ELECTION
SHIAWASSEE COUNTY, MICHIGAN
AUGUST 3, 2010
Republican Party

OFFICIAL RESULTS

RUN DATE:08/05/10 01:31 PM

0014 PERRY TOWNSHIP 1

	VOTES	PERCENT
GOVERNOR STATE		
Vote for not more than 1		
Mike Bouchard	20	7.46
Mike Cox	98	36.57
Tom George	5	1.87
Pete Hoekstra	51	19.03
Rick Snyder	94	35.07
WRITE-IN	0	
REPRESENTATIVE IN CONGRESS 8TH DISTRICT		
Vote for not more than 1		
Mike Rogers	242	100.00
WRITE-IN	0	
STATE SENATOR 22ND DISTRICT		
Vote for not more than 1		
Joe Hune	192	78.69
Paul Rogers	52	21.31
WRITE-IN	0	
REPRESENTATIVE IN STATE LEGISLATURE 85TH DISTRICT		
Vote for not more than 1		
Ben Glardon	75	30.49
Harold Buck Kuisel	56	22.76
David Lazar	26	10.57
Dennis Rainwater	69	28.05
Jim Stechschulte	20	8.13
WRITE-IN	0	
ROAD COMMISSIONER		
Vote for not more than 1		
Mike Constine	141	66.20
Russell W. Kregger	72	33.80
WRITE-IN	0	
COUNTY COMMISSIONER 7TH DISTRICT		
Vote for not more than 1		
Jeremy Loos	68	28.69
John Plowman	169	71.31
WRITE-IN	0	
DELEGATE TO COUNTY CONVENTION PERRY TOWNSHIP 1 (Prec-00		
Vote for not more than 6		
Barbara Ellen Darling	151	23.05
Stephen T. Darling	138	21.07
Brenda Ocenasek	129	19.69
Joseph Ocenasek	123	18.78
Anthony Schepis, Jr.	114	17.40
WRITE-IN	0	

PRECINCT REPORT

PRIMARY ELECTION
SHIAWASSEE COUNTY, MICHIGAN
AUGUST 3, 2010
Democratic Party

OFFICIAL RESULTS

RUN DATE:08/05/10 01:31 PM

0014 PERRY TOWNSHIP 1

	VOTES	PERCENT
GOVERNOR STATE		
Vote for not more than 1		
Virg Bernero	53	79.10
Andy Dillon	14	20.90
WRITE-IN	0	
REPRESENTATIVE IN CONGRESS 8TH DISTRICT		
Vote for not more than 1		
Kande Ngalamulume	50	96.15
WRITE-IN	2	3.85
STATE SENATOR 22ND DISTRICT		
Vote for not more than 1		
Chuck Fellows	52	100.00
WRITE-IN	0	
REPRESENTATIVE IN STATE LEGISLATURE 85TH DISTRICT		
Vote for not more than 1		
Pamela Drake	52	100.00
WRITE-IN	0	
ROAD COMMISSIONER		
Vote for not more than 1		
WRITE-IN	0	
COUNTY COMMISSIONER 7TH DISTRICT		
Vote for not more than 1		
WRITE-IN	0	
DELEGATE TO COUNTY CONVENTION PERRY TOWNSHIP 1 (Prec-00		
Vote for not more than 8		
WRITE-IN	0	

PRECINCT REPORT

PRIMARY ELECTION
SHIAWASSEE COUNTY, MICHIGAN
AUGUST 3, 2010

OFFICIAL RESULTS

RUN DATE:08/05/10 01:31 PM

0014 PERRY TOWNSHIP 1

	VOTES	PERCENT
SHIAWASSEE COUNTY SENIOR CITIZENS		
Vote for not more than 1		
YES	177	61.46
NO.	111	38.54

PRECINCT REPORT

PRIMARY ELECTION
SHIAWASSEE COUNTY, MICHIGAN
AUGUST 3, 2010
STATISTICS

OFFICIAL RESULTS

RUN DATE:08/05/10 01:31 PM

0015 PERRY TOWNSHIP 2

	VOTES	PERCENT
REGISTERED VOTERS - TOTAL	1465	
BALLOTS CAST - TOTAL.	378	
VOTER TURNOUT - TOTAL		25.80

PRECINCT REPORT

PRIMARY ELECTION
SHIAWASSEE COUNTY, MICHIGAN
AUGUST 3, 2010
Republican Party

OFFICIAL RESULTS

RUN DATE:08/05/10 01:31 PM

0015 PERRY TOWNSHIP 2

	VOTES	PERCENT
GOVERNOR STATE		
Vote for not more than 1		
Mike Bouchard	14	5.02
Mike Cox	95	34.05
Tom George	3	1.08
Pete Hoekstra	58	20.79
Rick Snyder	109	39.07
WRITE-IN	0	
REPRESENTATIVE IN CONGRESS 8TH DISTRICT		
Vote for not more than 1		
Mike Rogers	243	100.00
WRITE-IN	0	
STATE SENATOR 22ND DISTRICT		
Vote for not more than 1		
Joe Hune	191	74.90
Paul Rogers	64	25.10
WRITE-IN	0	
REPRESENTATIVE IN STATE LEGISLATURE 85TH DISTRICT		
Vote for not more than 1		
Ben Glardon	95	34.80
Harold Buck Kuisel	66	24.18
David Lazar	21	7.69
Dennis Rainwater	70	25.64
Jim Stechschulte	21	7.69
WRITE-IN	0	
ROAD COMMISSIONER		
Vote for not more than 1		
Mike Constine	159	65.98
Russell W. Kregger	82	34.02
WRITE-IN	0	
COUNTY COMMISSIONER 7TH DISTRICT		
Vote for not more than 1		
Jeremy Loos	96	37.35
John Plowman	161	62.65
WRITE-IN	0	
DELEGATE TO COUNTY CONVENTION PERRY TOWNSHIP 2 0 (Prec-		
Vote for not more than 5		
Thomas J. Emery	128	36.78
Allen Fritsch	97	27.87
Beverly E. vandenBerg	123	35.34
WRITE-IN	0	

PRECINCT REPORT

PRIMARY ELECTION
SHIAWASSEE COUNTY, MICHIGAN
AUGUST 3, 2010
Democratic Party

OFFICIAL RESULTS

RUN DATE:08/05/10 01:31 PM

0015 PERRY TOWNSHIP 2

	VOTES	PERCENT
GOVERNOR STATE		
Vote for not more than 1		
Virg Bernero	49	67.12
Andy Dillon.	24	32.88
WRITE-IN.	0	
REPRESENTATIVE IN CONGRESS 8TH DISTRICT		
Vote for not more than 1		
Kande Ngalamulume.	56	96.55
WRITE-IN.	2	3.45
STATE SENATOR 22ND DISTRICT		
Vote for not more than 1		
Chuck Fellows	55	100.00
WRITE-IN.	0	
REPRESENTATIVE IN STATE LEGISLATURE 85TH DISTRICT		
Vote for not more than 1		
Pamela Drake	60	100.00
WRITE-IN.	0	
ROAD COMMISSIONER		
Vote for not more than 1		
WRITE-IN.	0	
COUNTY COMMISSIONER 7TH DISTRICT		
Vote for not more than 1		
WRITE-IN.	0	
DELEGATE TO COUNTY CONVENTION PERRY TOWNSHIP 2 0 (Prec-		
Vote for not more than 7		
Sidney L. Grinnell	63	100.00
WRITE-IN.	0	

PRECINCT REPORT

PRIMARY ELECTION
SHIAWASSEE COUNTY, MICHIGAN
AUGUST 3, 2010
STATISTICS

OFFICIAL RESULTS

RUN DATE:08/05/10 01:31 PM

0017 RUSH TOWNSHIP

	VOTES	PERCENT
REGISTEREO VOTERS - TOTAL	1073	
BALLOTS CAST - TOTAL.	302	
VOTER TURNOUT - TOTAL		28.15

PRECINCT REPORT

PRIMARY ELECTION
SHIAWASSEE COUNTY, MICHIGAN
AUGUST 3, 2010
Republican Party

OFFICIAL RESULTS

RUN DATE:08/05/10 01:31 PM

0017 RUSH TOWNSHIP

	VOTES	PERCENT
GOVERNOR STATE		
Vote for not more than 1		
Mike Bouchard	20	8.06
Mike Cox.	75	30.24
Tom George	5	2.02
Pete Hoekstra	38	15.32
Rick Snyder.	110	44.35
WRITE-IN.	0	
REPRESENTATIVE IN CONGRESS 4TH DISTRICT		
Vote for not more than 1		
Dave Camp	207	100.00
WRITE-IN.	0	
STATE SENATOR 22ND DISTRICT		
Vote for not more than 1		
Joe Hune.	136	61.26
Paul Rogers.	86	38.74
WRITE-IN.	0	
REPRESENTATIVE IN STATE LEGISLATURE 85TH DISTRICT		
Vote for not more than 1		
Ben Glardon.	132	52.80
Harold Buck Kuisel	17	6.80
David Lazar.	41	16.40
Dennis Rainwater	23	9.20
Jim Stechschulte	37	14.80
WRITE-IN.	0	
ROAD COMMISSIONER		
Vote for not more than 1		
Mike Constine	151	63.98
Russell W. Kregger	85	36.02
WRITE-IN.	0	
COUNTY COMMISSIONER 1ST DISTRICT		
Vote for not more than 1		
Nichole Bruff	82	37.27
Tom Landino.	40	18.18
Dan Stewart.	98	44.55
WRITE-IN.	0	
DELEGATE TO COUNTY CONVENTION RUSH TOWNSHIP 0 (Prec-001		
Vote for not more than 4		
Annette M. Prchlik	178	100.00
WRITE-IN.	0	

PRECINCT REPORT

PRIMARY ELECTION
SHIAWASSEE COUNTY, MICHIGAN
AUGUST 3, 2010
Democratic Party

OFFICIAL RESULTS

RUN DATE:08/05/10 01:31 PM

0017 RUSH TOWNSHIP

	VOTES	PERCENT
GOVERNOR STATE		
Vote for not more than 1		
Virg Bernero	32	80.00
Andy Dillon	8	20.00
WRITE-IN	0	
REPRESENTATIVE IN CONGRESS 4TH DISTRICT		
Vote for not more than 1		
Jerry M. Campbell	36	100.00
WRITE-IN	0	
STATE SENATOR 22ND DISTRICT		
Vote for not more than 1		
Chuck Fellows	34	100.00
WRITE-IN	0	
REPRESENTATIVE IN STATE LEGISLATURE 85TH DISTRICT		
Vote for not more than 1		
Pamela Drake	33	100.00
WRITE-IN	0	
ROAD COMMISSIONER		
Vote for not more than 1		
WRITE-IN	0	
COUNTY COMMISSIONER 1ST DISTRICT		
Vote for not more than 1		
WRITE-IN	0	
DELEGATE TO COUNTY CONVENTION RUSH TOWNSHIP 0 (Prec-001		
Vote for not more than 5		
Arnold Dunchock	14	29.79
Ann Gamboe Hall	33	70.21
WRITE-IN	0	

PRECINCT REPORT

PRIMARY ELECTION
SHIAWASSEE COUNTY, MICHIGAN
AUGUST 3, 2010

OFFICIAL RESULTS

RUN DATE:08/05/10 01:31 PM

0017 RUSH TOWNSHIP

	VOTES	PERCENT
SHIAWASSEE COUNTY SENIOR CITIZENS		
Vote for not more than 1		
YES	134	50.00
NO.	134	50.00

PRECINCT REPORT

PRIMARY ELECTION
SHIAWASSEE COUNTY, MICHIGAN
AUGUST 3, 2010
STATISTICS

OFFICIAL RESULTS

RUN DATE:08/05/10 01:31 PM

0018 SCIOTA TOWNSHIP

	VOTES	PERCENT
REGISTERED VOTERS - TOTAL	1409	
BALLOTS CAST - TOTAL.	284	
VOTER TURNOUT - TOTAL		20.16