CANVASS OF VOTES CAST

AT THE

PRIMARY ELECTION

HELD ON

TUESDAY, AUGUST 2, 2016

IN

Alcona County

AND CANVASSED BY THE BOARD OF CANVASSERS

OF

ALCONA COUNTY, MICHIGAN

RECEIVED
STATE OF MICHIGAN
2016 AUG -8 AM 10:39
ELECTIONS/DEPARTMENT
SEAL

ALCONA COUNTY
STATEMENT OF VOTES, PRIMARY ELECTION - TUESDAY, AUGUST 2, 2016
REPUBLICAN PARTY

			CONGRESSIONAL & LEGISLATIVE										
			Rep in Congress - 1st Dist					Rep in State Legislature - 106th Dist					
NAME OF TOWNSHIPS AND CITY	No Registered Voters	POLL BOOK TOTALS	Jason Allen	Jack Bergman	Tom Casperson		TOTAL	Sue Allor	David Ladd Chandler	Jackie Krawczak	Jesse Osmer		TOTAL
ALCONA TWP	942	281	42	66	39		147	37	11	72	33		153
CALEDONIA TWP	942	282	49	95	49		193	34	18	115	31		198
CURTIS TWP	1029	241	35	32	37		104	55	19	18	10		102
GREENBUSH TWP	1263	351	56	88	60		204	85	39	52	27		203
GUSTIN TWP	591	118	26	19	25		70	36	7	22	7		72
HARRISVILLE TWP	1155	333	68	69	52		189	67	32	88	23		210
HAWES TWP	905	189	44	41	32		117	46	14	45	11		116
HAYNES TWP	631	187	35	32	40		107	41	4	39	25		109
MIKADO TWP	787	210	67	42	37		146	61	27	35	26		149
MILLEN TWP	353	89	17	16	14		47	17	6	18	8		49
MITCHELL TWP	325	77	16	23	24		63	30	8	15	6		59
CITY OF HARRISVILLE	384	127	23	17	17		57	15	7	25	11		58
TOTAL	**9307**	2485	478	540	426	0	1444	524	192	544	218		1478

ALCONA COUNTY
STATEMENT OF VOTES, PRIMARY ELECTION AUGUST 2, 2016
DEMOCRATIC PARTY

NAME OF TOWNSHIPS AND CITY	POLL BOOK TOTALS	Rep in Congresss-1st Dist				Rep in State Legislature-106 Dist				
		Jerry Cannon	Lon Johnson		TOTAL	Robert Kennedy	Erin Kieliszewski			TOTAL
ALCONA TWP		25	67		92	73	27			100
CALEDONIA TWP		12	42		54	44	14			58
CURTIS TWP		23	42		65	60	13			73
GREENBUSH TWP		37	47		84	75	22			97
GUSTIN TWP		6	30		36	28	14			42
HARRISVILLE TWP		28	64		92	88	16			104
HAWES TWP		15	33		48	43	12			55
HAYNES TWP		22	36		58	56	11			67
MIKADO TWP		11	24		35	28	10			38
MILLEN TWP		7	25		32	26	8			34
MITCHELL TWP		5	3		8	7	2			9
CITY OF HARRISVILLE		17	31		48	54	10			64
TOTAL		208	444		**652**	582	159			741

ALCONA COUNTY
STATEMENT OF VOTES - PRIMARY ELECTION, TUESDAY, AUGUST 2, 2016

	23RD CIRCUIT COURT JUDGE										
NAME OF TOWNSHIPS AND CITY	Keith Moir	Nichol J. Palumbo	David C. Riffel				TOTAL				TOTAL
ALCONA TWP	32	101	85				218				0
CALEDONIA TWP	56	43	94				193				0
CURTIS TWP	33	82	57				172				0
GREENBUSH TWP	35	127	127				289				0
GUSTIN TWP	10	30	55				95				0
HARRISVILLE TWP	37	108	131				276				0
HAWES TWP	19	45	85				149				0
HAYNES TWP	15	57	83				155				0
MIKADO TWP	30	59	85				174				0
MILLEN TWP	6	24	37				67				0
MITCHELL TWP	8	21	30				59				0
CITY OF HARRISVILLE	19	52	35				106				0
TOTAL	**300**	**749**	**904**	**0**	**0**		1953	**0**	**0**		0

Statement of Votes Cast
Alger County, MI
2016 General Primary
SOVC For Jurisdiction Wide, All Counters, All Races
OFFICIAL ELECTION RESULTS

	TURN OUT	REP D1 Rep in Congress				REP D109 Representative			REP Prosecuting Attorney		REP County Sheriff
	Cards Cast	Jason Allen (REP)	Jack Bergman (REP)	Tom Casperson (REP)	Write-In Votes	Kevin W. Pfister (REP)	M Wagner Patterson (REP)	Write-In Votes	Karen A. Bahrman (REP)	Write-In Votes	Write-In Votes
Jurisdiction Wide											
City of Munising, Precinct 1	370	16	41	95	0	62	50	0	131	0	0
Au Train Township, Precinct 1	257	12	44	68	0	49	44	0	86	0	0
Burt Township, Precinct 1	185	6	20	100	0	61	33	0	90	0	0
Grand Island Township, Precinct 1	19	0	0	4	0	3	0	0	4	0	0
Limestone Township, Precinct 1	91	1	14	31	0	30	7	0	41	0	0
Mathias Township, Precinct 1	119	5	14	36	0	20	29	0	44	0	0
Munising Township, Precinct 1	217	9	34	67	0	47	35	0	84	0	0
Munising Township, Precinct 2	238	8	40	70	0	52	50	0	93	0	0
Onota Township, Precinct 1	135	8	17	34	0	26	22	0	51	0	0
Rock River Township, Precinct 1	253	11	32	80	0	48	42	0	105	0	0
Total	1884	76	256	585	0	398	312	0	729	0	0

RECEIVED/FILED
MICHIGAN DEPT OF STATE
2016 AUG 11 AM 10:59
ELECTIONS/GREAT SEAL

Statement of Votes Cast
Alger County, MI
2016 General Primary
SOVC For Jurisdiction Wide, All Counters, All Races
OFFICIAL ELECTION RESULTS

	REP Cty Clerk-Reg Deeds		REP County Treasurer		REP Road Commissioner		REP D1 ommission	REP D2 ommission	REP D3 ommission	REP D4 ommission	REP D5 Commissioner		REP Au Train Twp Supervisor	
	Write-In Votes		Write-In Votes		John Hermann (REP)	Write-In Votes	Write-In Votes	Write-In Votes	Write-In Votes	Write-In Votes	Mickey G. Rondeau (REP)	Write-In Votes		Write-In Votes
Jurisdiction Wide														
City of Munising, Precinct 1	0		0		122	0	0	0	0	-	-	-	-	-
Au Train Township, Precinct 1	0		0		84	0	-	-	0	0	-	-	-	0
Burt Township, Precinct 1	0		0		75	0	0	-	-	-	-	-	-	-
Grand Island Township, Precinct 1	0		0		4	0	-	-	0	-	-	-	-	-
Limestone Township, Precinct 1	0		0		34	0	-	-	-	0	16	0	-	-
Mathias Township, Precinct 1	0		0		39	0	-	-	-	0	-	-	-	-
Munising Township, Precinct 1	0		0		80	0	-	0	-	-	-	-	-	-
Munising Township, Precinct 2	0		0		96	0	0	-	-	-	-	-	-	-
Onota Township, Precinct 1	0		0		43	0	-	-	-	-	42	0	-	-
Rock River Township, Precinct 1	0		0		85	0	-	-	-	-	110	0	-	-
Total	0		0		662	0	0	0	0	0	168	0	0	

Statement of Votes Cast
Alger County, MI
2016 General Primary
SOVC For Jurisdiction Wide, All Counters, All Races
OFFICIAL ELECTION RESULTS

	REP Au Train Twp Clerk		REP Au Train Twp Treasurer	REP Au Train Twp Trustee	REP Burt Twp Supervisor		REP Burt Twp Clerk	REP Burt Twp Treasurer	REP Burt Twp Trustee	
	Mary F. Rogers (REP)	Write-In Votes	Write-In Votes	Write-In Votes	Jack Hubbard (REP)	Write-In Votes	Write-In Votes	Write-In Votes	Jim Krempa (REP)	Write-In Votes
Jurisdiction Wide										
City of Munising, Precinct 1	-	-	-	-	-	-	-	-	-	-
Au Train Township, Precinct 1	93	0	0	0	-	-	-	-	-	-
Burt Township, Precinct 1	-	-	-	-	86	0	0	0	80	0
Grand Island Township, Precinct 1	-	-	-	-	-	-	-	-	-	-
Limestone Township, Precinct 1	-	-	-	-	-	-	-	-	-	-
Mathias Township, Precinct 1	-	-	-	-	-	-	-	-	-	-
Munising Township, Precinct 1	-	-	-	-	-	-	-	-	-	-
Munising Township, Precinct 2	-	-	-	-	-	-	-	-	-	-
Onota Township, Precinct 1	-	-	-	-	-	-	-	-	-	-
Rock River Township, Precinct 1	-	-	-	-	-	-	-	-	-	-
Total	93	0	0	0	86	0	0	0	80	0

Statement of Votes Cast
Alger County, MI
2016 General Primary
SOVC For Jurisdiction Wide, All Counters, All Races
OFFICIAL ELECTION RESULTS

	REP Gr Island Twp Supervisor		REP Gr Island Twp Clerk	REP Gr Island Twp Treasurer	REP Gr Island Twp Trustee	REP Limestone Twp Supervisor	REP Limestone Twp Clerk	REP Limestone Twp Treasurer	REP Limestone Twp Trustee		
	Jeffrey T. Cromell (REP)	Write-In Votes	Write-In Votes	Write-In Votes	Write-In Votes	Write-In Votes	Write-In Votes	Write-In Votes	Ingrid E. Hoy (REP)	Marci Taskey (REP)	Write-In Votes
Jurisdiction Wide											
City of Munising, Precinct 1	-	-	-	-	-	-	-	-	-	-	-
Au Train Township, Precinct 1	-	-	-	-	-	-	-	-	-	-	-
Burt Township, Precinct 1	-	-	-	-	-	-	-	-	-	-	-
Grand Island Township, Precinct 1	4	0	0	0	0	-	-	-	-	-	-
Limestone Township, Precinct 1	-	-	-	-	-	0	0	0	26	31	0
Mathias Township, Precinct 1	-	-	-	-	-	-	-	-	-	-	-
Munising Township, Precinct 1	-	-	-	-	-	-	-	-	-	-	-
Munising Township, Precinct 2	-	-	-	-	-	-	-	-	-	-	-
Onota Township, Precinct 1	-	-	-	-	-	-	-	-	-	-	-
Rock River Township, Precinct 1	-	-	-	-	-	-	-	-	-	-	-
Total	4	0	0	0	0	0	0	0	26	31	0

Statement of Votes Cast
Alger County, MI
2016 General Primary
SOVC For Jurisdiction Wide, All Counters, All Races
OFFICIAL ELECTION RESULTS

	REP Mathias Twp Supervisor		REP Mathias Twp Clerk		REP Mathias Twp Treasurer		REP Mathias Twp Trustee		REP Munising Twp Supervisor		REP Munising Twp Clerk		REP Munising Twp Treasurer		REP Munising Twp Trustee	
	Write-In Votes		Write-In Votes		Anna M. Niemic (REP)		Write-In Votes		Write-In Votes		Patty Willson (REP)		Nicole Graves (REP)		Write-In Votes	
Jurisdiction Wide																
City of Munising, Precinct 1	-		-		-		-		-		-		-		-	
Au Train Township, Precinct 1	-		-		-		-		-		-		-		-	
Burt Township, Precinct 1	-		-		-		-		-		-		-		-	
Grand Island Township, Precinct 1	-		-		-		-		-		-		-		-	
Limestone Township, Precinct 1	-		-		-		-		-		-		-		-	
Mathias Township, Precinct 1	0		0		29		0		0		-		-		-	
Munising Township, Precinct 1	-		-		-		-		-		93		90		0	
Munising Township, Precinct 2	-		-		-		-		-		99		103		0	
Onota Township, Precinct 1	-		-		-		-		-		-		-		-	
Rock River Township, Precinct 1	-		-		-		-		-		-		-		-	
Total	0		0		29		0		0		192		193		0	

Statement of Votes Cast
Alger County, MI
2016 General Primary
SOVC For Jurisdiction Wide, All Counters, All Races
OFFICIAL ELECTION RESULTS

	REP Onota Twp Supervisor	REP Onota Twp Clerk	REP Onota Twp Treasurer		REP Onota Twp Trustee	REP Rock Riv Twp Supervisor	REP Rock Riv Twp Clerk	REP Rock Riv Twp Treasurer	REP Rock Riv Twp Trustee	
	Write-In Votes	Write-In Votes	Susan J. Kerst (REP)	Write-In Votes	Write-In Votes	Write-In Votes	Write-In Votes	Write-In Votes	Daniel Rabine (REP)	Write-In Votes
Jurisdiction Wide										
City of Munising, Precinct 1	-	-	-	-	-	-	-	-	-	-
Au Train Township, Precinct 1	-	-	-	-	-	-	-	-	-	-
Burt Township, Precinct 1	-	-	-	-	-	-	-	-	-	-
Grand Island Township, Precinct 1	-	-	-	-	-	-	-	-	-	-
Limestone Township, Precinct 1	-	-	-	-	-	-	-	-	-	-
Mathias Township, Precinct 1	-	-	-	-	-	-	-	-	-	-
Munising Township, Precinct 1	-	-	-	-	-	-	-	-	-	-
Munising Township, Precinct 2	-	-	-	-	-	-	-	-	-	-
Onota Township, Precinct 1	0	0	39	0	0	-	-	-	-	-
Rock River Township, Precinct 1	-	-	-	-	-	0	0	0	71	0
Total	0	0	39	0	0	0	0	0	71	0

Statement of Votes Cast
Alger County, MI
2016 General Primary
SOVC For Jurisdiction Wide, All Counters, All Races
OFFICIAL ELECTION RESULTS

	REP C Munising 1 Delegate				REP Au Train 1 Delegate		REP Burt 1 Delegate		REP Gr Island 1 Delegate		REP Limestone 1 Delegate
	Richard M. Hale (REP)	Barbara J. Hermann (REP)	Richard Wm. Nebel (REP)	Write-In Votes	Charles E. Nebel (REP)	Write-In Votes	Gustav Petruske, Jr. (REP)	Write-In Votes	Daniel A. Boucher (REP)	Write-In Votes	Write-In Votes
Jurisdiction Wide											
City of Munising, Precinct 1	93	96	99	0	-	-	-	-	-	-	-
Au Train Township, Precinct 1	-	-	-	-	88	0	-	-	-	-	-
Burt Township, Precinct 1	-	-	-	-	-	-	87	0	-	-	-
Grand Island Township, Precinct 1	-	-	-	-	-	-	-	-	4	0	-
Limestone Township, Precinct 1	-	-	-	-	-	-	-	-	-	-	0
Mathias Township, Precinct 1	-	-	-	-	-	-	-	-	-	-	-
Munising Township, Precinct 1	-	-	-	-	-	-	-	-	-	-	-
Munising Township, Precinct 2	-	-	-	-	-	-	-	-	-	-	-
Onota Township, Precinct 1	-	-	-	-	-	-	-	-	-	-	-
Rock River Township, Precinct 1	-	-	-	-	-	-	-	-	-	-	-
Total	93	96	99	0	88	0	87	0	4	0	0

Statement of Votes Cast
Alger County, MI
2016 General Primary
SOVC For Jurisdiction Wide, All Counters, All Races
OFFICIAL ELECTION RESULTS

	REP Mathias 1 Delegate	REP Munising 1 Delegate			REP Munising 2 Delegate				REP Onota 1 Delegate		REP Rock Riv 1 Delegate
	Write-In Votes	Marie R. Schwarz (REP)	Michael R. Tietjen W	Write-In Votes	Carol A. Verbunker (REP)	Jack A. Verbunker (REP)	Paige Brogan W-I	Write-In Votes	Debra Sobolewski (REP)	Write-In Votes	Write-In Votes
Jurisdiction Wide											
City of Munising, Precinct 1	-	-	-	-	-	-	-	-	-	-	-
Au Train Township, Precinct 1	-	-	-	-	-	-	-	-	-	-	-
Burt Township, Precinct 1	-	-	-	-	-	-	-	-	-	-	-
Grand Island Township, Precinct 1	-	-	-	-	-	-	-	-	-	-	-
Limestone Township, Precinct 1	-	-	-	-	-	-	-	-	-	-	-
Mathias Township, Precinct 1	0	-	-	-	-	-	-	-	-	-	-
Munising Township, Precinct 1	-	76	2	0	-	-	-	-	-	-	-
Munising Township, Precinct 2	-	-	-	-	96	88	7	0	-	-	-
Onota Township, Precinct 1	-	-	-	-	-	-	-	-	37	0	-
Rock River Township, Precinct 1	-	-	-	-	-	-	-	-	-	-	0
Total	0	76	2	0	96	88	7	0	37	0	0

Statement of Votes Cast
Alger County, MI
2016 General Primary
SOVC For Jurisdiction Wide, All Counters, All Races
OFFICIAL ELECTION RESULTS

	DEM D1 Rep in Congress			DEM D109 Representative			DEM Prosecuting Attorney	DEM County Sheriff		DEM Cty Clerk-Reg Deeds	
	Jerry Cannon (DEM)	Lon Johnson (DEM)	Write-In Votes	Sara Cambensy (DEM)	John Kivela (DEM)	Write-In Votes	Write-In Votes	Todd Brock (DEM)	Write-In Votes	Mary Ann Froberg (DEM)	Write-In Votes
Jurisdiction Wide											
City of Munising, Precinct 1	63	127	0	67	129	0	0	189	0	187	0
Au Train Township, Precinct 1	29	72	0	34	70	0	0	98	0	95	0
Burt Township, Precinct 1	12	22	0	15	20	0	0	33	0	30	0
Grand Island Township, Precinct 1	5	10	0	6	9	0	0	14	0	14	0
Limestone Township, Precinct 1	13	29	0	11	32	0	0	35	0	36	0
Mathias Township, Precinct 1	8	43	0	10	42	0	0	51	0	50	0
Munising Township, Precinct 1	30	52	0	37	53	0	0	92	0	84	0
Munising Township, Precinct 2	31	55	0	35	60	0	0	98	0	93	0
Onota Township, Precinct 1	15	49	0	27	39	0	0	55	0	59	0
Rock River Township, Precinct 1	28	83	0	27	92	0	0	107	0	107	0
Total	234	542	0	269	546	0	0	772	0	755	0

Statement of Votes Cast
Alger County, MI
2016 General Primary
SOVC For Jurisdiction Wide, All Counters, All Races
OFFICIAL ELECTION RESULTS

	DEM County Treasurer		DEM Road ommission	DEM D1 Commissioner			DEM D2 Commissioner		DEM D3 Commissioner	
	Pam Johnson (DEM)	Write-In Votes	Write-In Votes	J. Heyrman-Barney (DEM)	Catherine Pullen (DEM)	Write-In Votes	Joseph VanLandschoot (DEM)	Write-In Votes	Esley M. Mattson (DEM)	Write-In Votes
Jurisdiction Wide										
City of Munising, Precinct 1	183	0	0	0	0	0	51	0	119	0
Au Train Township, Precinct 1	90	0	0	-	-	-	-	-	12	0
Burt Township, Precinct 1	28	0	0	16	20	0	-	-	-	-
Grand Island Township, Precinct 1	15	0	0	-	-	-	-	-	14	0
Limestone Township, Precinct 1	39	0	0	-	-	-	-	-	-	-
Mathias Township, Precinct 1	45	0	0	-	-	-	-	-	-	-
Munising Township, Precinct 1	79	0	0	-	-	-	79	0	-	-
Munising Township, Precinct 2	86	0	0	52	51	0	-	-	-	-
Onota Township, Precinct 1	53	0	0	-	-	-	-	-	-	-
Rock River Township, Precinct 1	109	0	0	-	-	-	-	-	-	-
Total	727	0	0	68	71	0	130	0	145	0

Statement of Votes Cast
Alger County, MI
2016 General Primary
SOVC For Jurisdiction Wide, All Counters, All Races
OFFICIAL ELECTION RESULTS

	DEM D4 Commissioner		DEM D5 ommission	DEM Au Train Twp Supervisor		DEM Au Train Twp Clerk	DEM Au Train Twp Treasurer		DEM Au Train Twp Trustee		
	Jerry Doucette (DEM)	Write-In Votes	Write-In Votes	Michelle Doucette (DEM)	Write-In Votes	Write-In Votes	Ann M. Clapp (DEM)	Write-In Votes	Thomas Balmes (DEM)	Kristy Cota (DEM)	Write-In Votes
Jurisdiction Wide											
City of Munising, Precinct 1	-	-	-	-	-	-	-	-	-	-	-
Au Train Township, Precinct 1	80	0	-	91	0	0	94	0	71	63	0
Burt Township, Precinct 1	-	-	-	-	-	-	-	-	-	-	-
Grand Island Township, Precinct 1	-	-	-	-	-	-	-	-	-	-	-
Limestone Township, Precinct 1	16	0	0	-	-	-	-	-	-	-	-
Mathias Township, Precinct 1	44	0	-	-	-	-	-	-	-	-	-
Munising Township, Precinct 1	-	-	-	-	-	-	-	-	-	-	-
Munising Township, Precinct 2	-	-	-	-	-	-	-	-	-	-	-
Onota Township, Precinct 1	-	-	0	-	-	-	-	-	-	-	-
Rock River Township, Precinct 1	-	-	0	-	-	-	-	-	-	-	-
Total	140	0	0	91	0	0	94	0	71	63	0

Statement of Votes Cast
Alger County, MI
2016 General Primary
SOVC For Jurisdiction Wide, All Counters, All Races
OFFICIAL ELECTION RESULTS

	DEM Burt Twp Supervisor	DEM Burt Twp Clerk	DEM Burt Twp Treasurer	DEM Burt Twp Trustee	DEM Gr Island Twp Supervisor	DEM Gr Island Twp Clerk		DEM Gr Island Twp Treasurer	
	Write-In Votes	Write-In Votes	Write-In Votes	Write-In Votes	Write-In Votes	Deanna Boyak (DEM)	Write-In Votes	Michael G. Lindquist (DEM)	Write-In Votes
Jurisdiction Wide									
City of Munising, Precinct 1	-	-	-	-	-	-	-	-	-
Au Train Township, Precinct 1	-	-	-	-	-	-	-	-	-
Burt Township, Precinct 1	0	0	0	0	-	-	-	-	-
Grand Island Township, Precinct 1	-	-	-	-	0	14	0	14	0
Limestone Township, Precinct 1	-	-	-	-	-	-	-	-	-
Mathias Township, Precinct 1	-	-	-	-	-	-	-	-	-
Munising Township, Precinct 1	-	-	-	-	-	-	-	-	-
Munising Township, Precinct 2	-	-	-	-	-	-	-	-	-
Onota Township, Precinct 1	-	-	-	-	-	-	-	-	-
Rock River Township, Precinct 1	-	-	-	-	-	-	-	-	-
Total	0	0	0	0	0	14	0	14	0

Statement of Votes Cast
Alger County, MI
2016 General Primary
SOVC For Jurisdiction Wide, All Counters, All Races
OFFICIAL ELECTION RESULTS

	DEM Gr Island Twp Trustee			DEM Limestone Twp Supervisor		DEM Limestone Twp Clerk		DEM Limestone Twp Treasurer		DEM Limestone Twp Trustee	
	Amber Schultz (DEM)	Barbara Stark (DEM)	Write-In Votes	Thomas Curry (DEM)	Write-In Votes	Danita L. Rask (DEM)	Write-In Votes	Rosalee Taskey (DEM)	Write-In Votes	William Brisson (DEM)	Write-In Votes
Jurisdiction Wide											
City of Munising, Precinct 1	-	-	-	-	-	-	-	-	-	-	-
Au Train Township, Precinct 1	-	-	-	-	-	-	-	-	-	-	-
Burt Township, Precinct 1	-	-	-	-	-	-	-	-	-	-	-
Grand Island Township, Precinct 1	14	14	0	-	-	-	-	-	-	-	-
Limestone Township, Precinct 1	-	-	-	38	0	37	0	38	0	41	0
Mathias Township, Precinct 1	-	-	-	-	-	-	-	-	-	-	-
Munising Township, Precinct 1	-	-	-	-	-	-	-	-	-	-	-
Munising Township, Precinct 2	-	-	-	-	-	-	-	-	-	-	-
Onota Township, Precinct 1	-	-	-	-	-	-	-	-	-	-	-
Rock River Township, Precinct 1	-	-	-	-	-	-	-	-	-	-	-
Total	14	14	0	38	0	37	0	38	0	41	0

Statement of Votes Cast
Alger County, MI
2016 General Primary
SOVC For Jurisdiction Wide, All Counters, All Races
OFFICIAL ELECTION RESULTS

	DEM Mathias Twp Supervisor		DEM Mathias Twp Clerk		DEM Mathias Twp Treasurer		DEM Mathias Twp Trustee		DEM Munising Twp Supervisor		DEM Munising Twp Clerk
	Roy A. Aho (DEM)	Write-In Votes	Amy Richmond (DEM)	Write-In Votes	Marilyn Rukkila (DEM)	Write-In Votes	Kim Peterson (DEM)	Write-In Votes	Lisa Howard (DEM)	Write-In Votes	Write-In Votes
Jurisdiction Wide											
City of Munising, Precinct 1	-	-	-	-	-	-	-	-	-	-	-
Au Train Township, Precinct 1	-	-	-	-	-	-	-	-	-	-	-
Burt Township, Precinct 1	-	-	-	-	-	-	-	-	-	-	-
Grand Island Township, Precinct 1	-	-	-	-	-	-	-	-	-	-	-
Limestone Township, Precinct 1	-	-	-	-	-	-	-	-	-	-	-
Mathias Township, Precinct 1	42	0	47	0	48	0	47	0	-	-	-
Munising Township, Precinct 1	-	-	-	-	-	-	-	-	79	0	0
Munising Township, Precinct 2	-	-	-	-	-	-	-	-	82	0	0
Onota Township, Precinct 1	-	-	-	-	-	-	-	-	-	-	-
Rock River Township, Precinct 1	-	-	-	-	-	-	-	-	-	-	-
Total	42	0	47	0	48	0	47	0	161	0	0

Statement of Votes Cast
Alger County, MI
2016 General Primary
SOVC For Jurisdiction Wide, All Counters, All Races
OFFICIAL ELECTION RESULTS

	DEM Munising Twp Treasurer		DEM Munising Twp Trustee			DEM Onota Twp Supervisor	DEM Onota Twp Clerk	DEM Onota Twp Treasurer	DEM Onota Twp Trustee		
	Cynthia Tonak (DEM)	Write-In Votes	Selina Balko (DEM)	Carmon Decet (DEM)	Write-In Votes	Write-In Votes	Write-In Votes	Write-In Votes	Brian D. Bresette (DEM)	Connie L. Lacko (DEM)	Write-In Votes
Jurisdiction Wide											
City of Munising, Precinct 1	-	-	-	-	-	-	-	-	-	-	-
Au Train Township, Precinct 1	-	-	-	-	-	-	-	-	-	-	-
Burt Township, Precinct 1	-	-	-	-	-	-	-	-	-	-	-
Grand Island Township, Precinct 1	-	-	-	-	-	-	-	-	-	-	-
Limestone Township, Precinct 1	-	-	-	-	-	-	-	-	-	-	-
Mathias Township, Precinct 1	-	-	-	-	-	-	-	-	-	-	-
Munising Township, Precinct 1	62	0	79	65	0	-	-	-	-	-	-
Munising Township, Precinct 2	72	0	70	52	0	-	-	-	-	-	-
Onota Township, Precinct 1	-	-	-	-	-	0	0	0	45	49	0
Rock River Township, Precinct 1	-	-	-	-	-	-	-	-	-	-	-
Total	134	0	149	117	0	0	0	0	45	49	0

Statement of Votes Cast
Alger County, MI
2016 General Primary
SOVC For Jurisdiction Wide, All Counters, All Races
OFFICIAL ELECTION RESULTS

	DEM Rock Riv Twp Supervisor		DEM Rock Riv Twp Clerk	DEM Rock Riv Twp Treasurer		DEM Rock Riv Twp Trustee	DEM C Munising 1 Delegate	DEM Au Train 1 Delegate	DEM Burt 1 Delegate	DEM Gr Island 1 Delegate	DEM Limestone 1 Delegate
	Teri A. Grout (DEM)	Write-In Votes	Write-In Votes	Janet Braun (DEM)	Write-In Votes	Write-In Votes	Write-In Votes	Write-In Votes	Write-In Votes	Write-In Votes	Write-In Votes
Jurisdiction Wide											
City of Munising, Precinct 1	-	-	-	-	-	-	0	-	-	-	-
Au Train Township, Precinct 1	-	-	-	-	-	-	-	0	-	-	-
Burt Township, Precinct 1	-	-	-	-	-	-	-	-	0	-	-
Grand Island Township, Precinct 1	-	-	-	-	-	-	-	-	-	0	-
Limestone Township, Precinct 1	-	-	-	-	-	-	-	-	-	-	0
Mathias Township, Precinct 1	-	-	-	-	-	-	-	-	-	-	-
Munising Township, Precinct 1	-	-	-	-	-	-	-	-	-	-	-
Munising Township, Precinct 2	-	-	-	-	-	-	-	-	-	-	-
Onota Township, Precinct 1	-	-	-	-	-	-	-	-	-	-	-
Rock River Township, Precinct 1	95	0	0	94	0	0	-	-	-	-	-
Total	95	0	0	94	0	0	0	0	0	0	0

Statement of Votes Cast
Alger County, MI
2016 General Primary
SOVC For Jurisdiction Wide, All Counters, All Races
OFFICIAL ELECTION RESULTS

	DEM Mathias 1 Delegate	DEM Munising 1 Delegate	DEM Munising 2 Delegate	DEM Onota 1 Delegate	DEM Rock Riv 1 Delegate	Cty Ambulance		Cty Aging Prop		Cty MSU Extension	
	Write-In Votes	Write-In Votes	Write-In Votes	Write-In Votes	Write-In Votes	YES	NO	YES	NO	YES	NO
Jurisdiction Wide											
City of Munising, Precinct 1	-	-	-	-	-	298	50	310	38	272	71
Au Train Township, Precinct 1	-	-	-	-	-	183	51	174	58	150	81
Burt Township, Precinct 1	-	-	-	-	-	144	16	133	25	100	57
Grand Island Township, Precinct 1	-	-	-	-	-	16	2	16	2	15	3
Limestone Township, Precinct 1	-	-	-	-	-	68	8	70	5	60	16
Mathias Township, Precinct 1	0	-	-	-	-	80	26	75	30	63	39
Munising Township, Precinct 1	-	0	-	-	-	170	34	167	38	140	61
Munising Township, Precinct 2	-	-	0	-	-	163	50	174	39	131	80
Onota Township, Precinct 1	-	-	-	0	-	105	26	102	29	93	37
Rock River Township, Precinct 1	-	-	-	-	0	202	25	194	33	169	56
Total	0	0	0	0	0	1429	288	1415	297	1193	501

Statement of Votes Cast
Alger County, MI
2016 General Primary
SOVC For Jurisdiction Wide, All Counters, All Races
OFFICIAL ELECTION RESULTS

	Mathias Tw Gravel Rd		Mathias Tw Fire Equip		Mathias Tw Fire Servic		AuTrain Tw Genl Serv		Burt Tw Genl Oper	
	YES	NO	YES	NO	YES	NO	YES	NO	YES	NO
Jurisdiction Wide										
City of Munising, Precinct 1	-	-	-	-	-	-	-	-	-	-
Au Train Township, Precinct 1	-	-	-	-	-	-	89	129	-	-
Burt Township, Precinct 1	-	-	-	-	-	-	-	-	114	40
Grand Island Township, Precinct 1	-	-	-	-	-	-	-	-	-	-
Limestone Township, Precinct 1	-	-	-	-	-	-	-	-	-	-
Mathias Township, Precinct 1	68	40	60	34	70	25	-	-	-	-
Munising Township, Precinct 1	-	-	-	-	-	-	-	-	-	-
Munising Township, Precinct 2	-	-	-	-	-	-	-	-	-	-
Onota Township, Precinct 1	-	-	-	-	-	-	-	-	-	-
Rock River Township, Precinct 1	-	-	-	-	-	-	-	-	-	-
Total	68	40	60	34	70	25	89	129	114	40

Statement of Votes Cast
Alger County, MI
2016 General Primary
SOVC For Jurisdiction Wide, All Counters, All Races
OFFICIAL ELECTION RESULTS

	Onota Twp Genl Oper		Onota Tw Fire Proteet		Onota Tw Solid Waste		Rck Rvr Tw Fire Truck		Superior SD Mil Renew	
	YES	NO	YES	NO	YES	NO	YES	NO	YES	NO
Jurisdiction Wide										
City of Munising, Precinct 1	-	-	-	-	-	-	-	-	-	-
Au Train Township, Precinct 1	-	-	-	-	-	-	-	-	2	0
Burt Township, Precinct 1	-	-	-	-	-	-	-	-	-	-
Grand Island Township, Precinct 1	-	-	-	-	-	-	-	-	-	-
Limestone Township, Precinct 1	-	-	-	-	-	-	-	-	52	20
Mathias Township, Precinct 1	-	-	-	-	-	-	-	-	66	29
Munising Township, Precinct 1	-	-	-	-	-	-	-	-	-	-
Munising Township, Precinct 2	-	-	-	-	-	-	-	-	-	-
Onota Township, Precinct 1	89	34	104	21	102	22	-	-	-	-
Rock River Township, Precinct 1	-	-	-	-	-	-	178	43	168	53
Total	89	34	104	21	102	22	178	43	288	102

THE WHOLE NUMBER OF VOTES GIVEN: REP D1 Rep in Congress WAS 917 (OF WHICH)

Jason Allen (REP)	RECEIVED	76
Jack Bergman (REP)	RECEIVED	256
Tom Casperson (REP)	RECEIVED	585
Write-In Votes	RECEIVED	0

THE WHOLE NUMBER OF VOTES GIVEN: REP D109 Representative WAS 710 (OF WHICH)

Kevin W. Pfister (REP)	RECEIVED	398
M Wagner Patterson (REP)	RECEIVED	312
Write-In Votes	RECEIVED	0

THE WHOLE NUMBER OF VOTES GIVEN: REP Prosecuting Attorney WAS 729 (OF WHICH)

Karen A. Bahrman (REP)	RECEIVED	729
Write-In Votes	RECEIVED	0

THE WHOLE NUMBER OF VOTES GIVEN: REP County Sheriff WAS 0 (OF WHICH)

Write-In Votes	RECEIVED	0

THE WHOLE NUMBER OF VOTES GIVEN: REP Cty Clerk-Reg Deeds WAS 0 (OF WHICH)

Write-In Votes	RECEIVED	0

THE WHOLE NUMBER OF VOTES GIVEN: REP County Treasurer WAS 0 (OF WHICH)

Write-In Votes	RECEIVED	0

THE WHOLE NUMBER OF VOTES GIVEN: REP Road Commissioner WAS 662 (OF WHICH)

John Hermann (REP)	RECEIVED	662
Write-In Votes	RECEIVED	0

THE WHOLE NUMBER OF VOTES GIVEN: REP D1 Commissioner WAS 0 (OF WHICH)

Write-In Votes	RECEIVED	0

THE WHOLE NUMBER OF VOTES GIVEN: REP D2 Commissioner WAS 0 (OF WHICH)

Write-In Votes	RECEIVED	0

THE WHOLE NUMBER OF VOTES GIVEN: REP D3 Commissioner
WAS 0 (OF WHICH)

Write-In Votes	RECEIVED	0

THE WHOLE NUMBER OF VOTES GIVEN: REP D4 Commissioner
WAS 0 (OF WHICH)

Write-In Votes	RECEIVED	0

THE WHOLE NUMBER OF VOTES GIVEN: REP D5 Commissioner
WAS 168 (OF WHICH)

Mickey G. Rondeau (REP)	RECEIVED	168
Write-In Votes	RECEIVED	0

THE WHOLE NUMBER OF VOTES GIVEN: REP Au Train Twp Supervisor
WAS 0 (OF WHICH)

Write-In Votes	RECEIVED	0

THE WHOLE NUMBER OF VOTES GIVEN: REP Au Train Twp Clerk
WAS 93 (OF WHICH)

Mary F. Rogers (REP)	RECEIVED	93
Write-In Votes	RECEIVED	0

THE WHOLE NUMBER OF VOTES GIVEN: REP Au Train Twp Treasurer
WAS 0 (OF WHICH)

Write-In Votes	RECEIVED	0

THE WHOLE NUMBER OF VOTES GIVEN: REP Au Train Twp Trustee
WAS 0 (OF WHICH)

Write-In Votes	RECEIVED	0

THE WHOLE NUMBER OF VOTES GIVEN: REP Burt Twp Supervisor
WAS 86 (OF WHICH)

Jack Hubbard (REP)	RECEIVED	86
Write-In Votes	RECEIVED	0

THE WHOLE NUMBER OF VOTES GIVEN: REP Burt Twp Clerk
WAS 0 (OF WHICH)

Write-In Votes	RECEIVED	0

THE WHOLE NUMBER OF VOTES GIVEN: REP Burt Twp Treasurer
WAS 0 (OF WHICH)

Write-In Votes	RECEIVED	0

THE WHOLE NUMBER OF VOTES GIVEN: REP Burt Twp Trustee
WAS 80 (OF WHICH)

Jim Krempa (REP)	RECEIVED	80
Write-In Votes	RECEIVED	0

THE WHOLE NUMBER OF VOTES GIVEN: REP Gr Island Twp Supervisor
WAS 4 (OF WHICH)

Jeffrey T. Cromell (REP)	RECEIVED	4
Write-In Votes	RECEIVED	0

THE WHOLE NUMBER OF VOTES GIVEN: REP Gr Island Twp Clerk
WAS 0 (OF WHICH)

Write-In Votes	RECEIVED	0

THE WHOLE NUMBER OF VOTES GIVEN: REP Gr Island Twp Treasurer
WAS 0 (OF WHICH)

Write-In Votes	RECEIVED	0

THE WHOLE NUMBER OF VOTES GIVEN: REP Gr Island Twp Trustee
WAS 0 (OF WHICH)

Write-In Votes	RECEIVED	0

THE WHOLE NUMBER OF VOTES GIVEN: REP Limestone Twp Supervisor
WAS 0 (OF WHICH)

Write-In Votes	RECEIVED	0

THE WHOLE NUMBER OF VOTES GIVEN: REP Limestone Twp Clerk
WAS 0 (OF WHICH)

Write-In Votes	RECEIVED	0

THE WHOLE NUMBER OF VOTES GIVEN: REP Limestone Twp Treasurer
WAS 0 (OF WHICH)

Write-In Votes	RECEIVED	0

THE WHOLE NUMBER OF VOTES GIVEN: REP Limestone Twp Trustee
WAS 57 (OF WHICH)

Ingrid E. Hoy (REP)	RECEIVED	26
Marci Taskey (REP)	RECEIVED	31
Write-In Votes	RECEIVED	0

THE WHOLE NUMBER OF VOTES GIVEN: REP Mathias Twp Supervisor WAS 0 (OF WHICH)

Write-In Votes	RECEIVED	0

THE WHOLE NUMBER OF VOTES GIVEN: REP Mathias Twp Clerk WAS 0 (OF WHICH)

Write-In Votes	RECEIVED	0

THE WHOLE NUMBER OF VOTES GIVEN: REP Mathias Twp Treasurer WAS 29 (OF WHICH)

Anna M. Niemic (REP)	RECEIVED	29
Write-In Votes	RECEIVED	0

THE WHOLE NUMBER OF VOTES GIVEN: REP Mathias Twp Trustee WAS 0 (OF WHICH)

Write-In Votes	RECEIVED	0

THE WHOLE NUMBER OF VOTES GIVEN: REP Munising Twp Supervisor WAS 0 (OF WHICH)

Write-In Votes	RECEIVED	0

THE WHOLE NUMBER OF VOTES GIVEN: REP Munising Twp Clerk WAS 192 (OF WHICH)

Patty Willson (REP)	RECEIVED	192
Write-In Votes	RECEIVED	0

THE WHOLE NUMBER OF VOTES GIVEN: REP Munising Twp Treasurer WAS 193 (OF WHICH)

Nicole Graves (REP)	RECEIVED	193
Write-In Votes	RECEIVED	0

THE WHOLE NUMBER OF VOTES GIVEN: REP Munising Twp Trustee WAS 0 (OF WHICH)

Write-In Votes	RECEIVED	0

THE WHOLE NUMBER OF VOTES GIVEN: REP Onota Twp Supervisor WAS 0 (OF WHICH)

Write-In Votes	RECEIVED	0

THE WHOLE NUMBER OF VOTES GIVEN: REP Onota Twp Clerk WAS 0 (OF WHICH)

Write-In Votes	RECEIVED	0

THE WHOLE NUMBER OF VOTES GIVEN: REP Onota Twp Treasurer
WAS 39 (OF WHICH)

Susan J. Kerst (REP)	RECEIVED	39
Write-In Votes	RECEIVED	0

THE WHOLE NUMBER OF VOTES GIVEN: REP Onota Twp Trustee
WAS 0 (OF WHICH)

Write-In Votes	RECEIVED	0

THE WHOLE NUMBER OF VOTES GIVEN: REP Rock Riv Twp Supervisor
WAS 0 (OF WHICH)

Write-In Votes	RECEIVED	0

THE WHOLE NUMBER OF VOTES GIVEN: REP Rock Riv Twp Clerk
WAS 0 (OF WHICH)

Write-In Votes	RECEIVED	0

THE WHOLE NUMBER OF VOTES GIVEN: REP Rock Riv Twp Treasurer
WAS 0 (OF WHICH)

Write-In Votes	RECEIVED	0

THE WHOLE NUMBER OF VOTES GIVEN: REP Rock Riv Twp Trustee
WAS 71 (OF WHICH)

Daniel Rabine (REP)	RECEIVED	71
Write-In Votes	RECEIVED	0

THE WHOLE NUMBER OF VOTES GIVEN: REP C Munising 1 Delegate
WAS 288 (OF WHICH)

Richard M. Hale (REP)	RECEIVED	93
Barbara J. Hermann (REP)	RECEIVED	96
Richard Wm. Nebel (REP)	RECEIVED	99
Write-In Votes	RECEIVED	0

THE WHOLE NUMBER OF VOTES GIVEN: REP Au Train 1 Delegate
WAS 88 (OF WHICH)

Charles E. Nebel (REP)	RECEIVED	88
Write-In Votes	RECEIVED	0

THE WHOLE NUMBER OF VOTES GIVEN: REP Burt 1 Delegate
WAS 87 (OF WHICH)

Gustav Petruske, Jr. (REP)	RECEIVED	87
Write-In Votes	RECEIVED	0

THE WHOLE NUMBER OF VOTES GIVEN: REP Gr Island 1 Delegate WAS 4 (OF WHICH)

Daniel A. Boucher (REP)	RECEIVED	4
Write-In Votes	RECEIVED	0

THE WHOLE NUMBER OF VOTES GIVEN: REP Limestone 1 Delegate WAS 0 (OF WHICH)

Write-In Votes	RECEIVED	0

THE WHOLE NUMBER OF VOTES GIVEN: REP Mathias 1 Delegate WAS 0 (OF WHICH)

Write-In Votes	RECEIVED	0

THE WHOLE NUMBER OF VOTES GIVEN: REP Munising 1 Delegate WAS 78 (OF WHICH)

Marie R. Schwarz (REP)	RECEIVED	76
Michael R. Tietjen W	RECEIVED	2
Write-In Votes	RECEIVED	0

THE WHOLE NUMBER OF VOTES GIVEN: REP Munising 2 Delegate WAS 191 (OF WHICH)

Carol A. Verbunker (REP)	RECEIVED	96
Jack A. Verbunker (REP)	RECEIVED	88
Paige Brogan W-I	RECEIVED	7
Write-In Votes	RECEIVED	0

THE WHOLE NUMBER OF VOTES GIVEN: REP Onota 1 Delegate WAS 37 (OF WHICH)

Debra Sobolewski (REP)	RECEIVED	37
Write-In Votes	RECEIVED	0

THE WHOLE NUMBER OF VOTES GIVEN: REP Rock Riv 1 Delegate WAS 0 (OF WHICH)

Write-In Votes	RECEIVED	0

THE WHOLE NUMBER OF VOTES GIVEN: DEM D1 Rep in Congress WAS 776 (OF WHICH)

Jerry Cannon (DEM)	RECEIVED	234
Lon Johnson (DEM)	RECEIVED	542
Write-In Votes	RECEIVED	0

THE WHOLE NUMBER OF VOTES GIVEN: DEM D109 Representative WAS 815 (OF WHICH)

Sara Cambensy (DEM)	RECEIVED	269
John Kivela (DEM)	RECEIVED	546
Write-In Votes	RECEIVED	0

THE WHOLE NUMBER OF VOTES GIVEN: DEM Prosecuting Attorney WAS 0 (OF WHICH)

Write-In Votes	RECEIVED	0

THE WHOLE NUMBER OF VOTES GIVEN: DEM County Sheriff WAS 772 (OF WHICH)

Todd Brock (DEM)	RECEIVED	772
Write-In Votes	RECEIVED	0

THE WHOLE NUMBER OF VOTES GIVEN: DEM Cty Clerk-Reg Deeds WAS 755 (OF WHICH)

Mary Ann Froberg (DEM)	RECEIVED	755
Write-In Votes	RECEIVED	0

THE WHOLE NUMBER OF VOTES GIVEN: DEM County Treasurer WAS 727 (OF WHICH)

Pam Johnson (DEM)	RECEIVED	727
Write-In Votes	RECEIVED	0

THE WHOLE NUMBER OF VOTES GIVEN: DEM Road Commissioner WAS 0 (OF WHICH)

Write-In Votes	RECEIVED	0

THE WHOLE NUMBER OF VOTES GIVEN: DEM D1 Commissioner WAS 139 (OF WHICH)

J. Heyrman-Barney (DEM)	RECEIVED	68
Catherine Pullen (DEM)	RECEIVED	71
Write-In Votes	RECEIVED	0

THE WHOLE NUMBER OF VOTES GIVEN: DEM D2 Commissioner WAS 130 (OF WHICH)

Joseph VanLandschoot (DEM)	RECEIVED	130
Write-In Votes	RECEIVED	0

THE WHOLE NUMBER OF VOTES GIVEN: DEM D3 Commissioner WAS 145 (OF WHICH)

Esley M. Mattson (DEM)	RECEIVED	145
Write-In Votes	RECEIVED	0

THE WHOLE NUMBER OF VOTES GIVEN: DEM D4 Commissioner
WAS 140 (OF WHICH)

Jerry Doucette (DEM)	RECEIVED	140
Write-In Votes	RECEIVED	0

THE WHOLE NUMBER OF VOTES GIVEN: DEM D5 Commissioner
WAS 0 (OF WHICH)

Write-In Votes	RECEIVED	0

THE WHOLE NUMBER OF VOTES GIVEN: DEM Au Train Twp Supervisor
WAS 91 (OF WHICH)

Michelle Doucette (DEM)	RECEIVED	91
Write-In Votes	RECEIVED	0

THE WHOLE NUMBER OF VOTES GIVEN: DEM Au Train Twp Clerk
WAS 0 (OF WHICH)

Write-In Votes	RECEIVED	0

THE WHOLE NUMBER OF VOTES GIVEN: DEM Au Train Twp Treasurer
WAS 94 (OF WHICH)

Ann M. Clapp (DEM)	RECEIVED	94
Write-In Votes	RECEIVED	0

THE WHOLE NUMBER OF VOTES GIVEN: DEM Au Train Twp Trustee
WAS 134 (OF WHICH)

Thomas Balmes (DEM)	RECEIVED	71
Kristy Cota (DEM)	RECEIVED	63
Write-In Votes	RECEIVED	0

THE WHOLE NUMBER OF VOTES GIVEN: DEM Burt Twp Supervisor
WAS 0 (OF WHICH)

Write-In Votes	RECEIVED	0

THE WHOLE NUMBER OF VOTES GIVEN: DEM Burt Twp Clerk
WAS 0 (OF WHICH)

Write-In Votes	RECEIVED	0

THE WHOLE NUMBER OF VOTES GIVEN: DEM Burt Twp Treasurer
WAS 0 (OF WHICH)

Write-In Votes	RECEIVED	0

THE WHOLE NUMBER OF VOTES GIVEN: DEM Burt Twp Trustee
WAS 0 (OF WHICH)

Write-In Votes	RECEIVED	0

THE WHOLE NUMBER OF VOTES GIVEN: DEM Gr Island Twp Supervisor WAS 0 (OF WHICH)

Write-In Votes	RECEIVED	0

THE WHOLE NUMBER OF VOTES GIVEN: DEM Gr Island Twp Clerk WAS 14 (OF WHICH)

Deanna Boyak (DEM)	RECEIVED	14
Write-In Votes	RECEIVED	0

THE WHOLE NUMBER OF VOTES GIVEN: DEM Gr Island Twp Treasurer WAS 14 (OF WHICH)

Michael G. Lindquist (DEM)	RECEIVED	14
Write-In Votes	RECEIVED	0

THE WHOLE NUMBER OF VOTES GIVEN: DEM Gr Island Twp Trustee WAS 28 (OF WHICH)

Amber Schultz (DEM)	RECEIVED	14
Barbara Stark (DEM)	RECEIVED	14
Write-In Votes	RECEIVED	0

THE WHOLE NUMBER OF VOTES GIVEN: DEM Limestone Twp Supervisor WAS 38 (OF WHICH)

Thomas Curry (DEM)	RECEIVED	38
Write-In Votes	RECEIVED	0

THE WHOLE NUMBER OF VOTES GIVEN: DEM Limestone Twp Clerk WAS 37 (OF WHICH)

Danita L. Rask (DEM)	RECEIVED	37
Write-In Votes	RECEIVED	0

THE WHOLE NUMBER OF VOTES GIVEN: DEM Limestone Twp Treasurer WAS 38 (OF WHICH)

Rosalee Taskey (DEM)	RECEIVED	38
Write-In Votes	RECEIVED	0

THE WHOLE NUMBER OF VOTES GIVEN: DEM Limestone Twp Trustee WAS 41 (OF WHICH)

William Brisson (DEM)	RECEIVED	41
Write-In Votes	RECEIVED	0

THE WHOLE NUMBER OF VOTES GIVEN: DEM Mathias Twp Supervisor

WAS 42 (OF WHICH)

Roy A. Aho (DEM)	RECEIVED	42
Write-In Votes	RECEIVED	0

THE WHOLE NUMBER OF VOTES GIVEN: DEM Mathias Twp Clerk
WAS 47 (OF WHICH)

Amy Richmond (DEM)	RECEIVED	47
Write-In Votes	RECEIVED	0

THE WHOLE NUMBER OF VOTES GIVEN: DEM Mathias Twp Treasurer
WAS 48 (OF WHICH)

Marilyn Rukkila (DEM)	RECEIVED	48
Write-In Votes	RECEIVED	0

THE WHOLE NUMBER OF VOTES GIVEN: DEM Mathias Twp Trustee
WAS 47 (OF WHICH)

Kim Peterson (DEM)	RECEIVED	47
Write-In Votes	RECEIVED	0

THE WHOLE NUMBER OF VOTES GIVEN: DEM Munising Twp Supervisor
WAS 161 (OF WHICH)

Lisa Howard (DEM)	RECEIVED	161
Write-In Votes	RECEIVED	0

THE WHOLE NUMBER OF VOTES GIVEN: DEM Munising Twp Clerk
WAS 0 (OF WHICH)

Write-In Votes	RECEIVED	0

THE WHOLE NUMBER OF VOTES GIVEN: DEM Munising Twp Treasurer
WAS 134 (OF WHICH)

Cynthia Tonak (DEM)	RECEIVED	134
Write-In Votes	RECEIVED	0

THE WHOLE NUMBER OF VOTES GIVEN: DEM Munising Twp Trustee
WAS 266 (OF WHICH)

Selina Balko (DEM)	RECEIVED	149
Carmon Decet (DEM)	RECEIVED	117
Write-In Votes	RECEIVED	0

THE WHOLE NUMBER OF VOTES GIVEN: DEM Onota Twp Supervisor
WAS 0 (OF WHICH)

Write-In Votes	RECEIVED	0

THE WHOLE NUMBER OF VOTES GIVEN: DEM Onota Twp Clerk
WAS 0 (OF WHICH)

Write-In Votes	RECEIVED	0

THE WHOLE NUMBER OF VOTES GIVEN: DEM Onota Twp Treasurer
WAS 0 (OF WHICH)

Write-In Votes	RECEIVED	0

THE WHOLE NUMBER OF VOTES GIVEN: DEM Onota Twp Trustee
WAS 94 (OF WHICH)

Brian D. Bresette (DEM)	RECEIVED	45
Connie L. Lacko (DEM)	RECEIVED	49
Write-In Votes	RECEIVED	0

THE WHOLE NUMBER OF VOTES GIVEN: DEM Rock Riv Twp Supervisor
WAS 95 (OF WHICH)

Teri A. Grout (DEM)	RECEIVED	95
Write-In Votes	RECEIVED	0

THE WHOLE NUMBER OF VOTES GIVEN: DEM Rock Riv Twp Clerk
WAS 0 (OF WHICH)

Write-In Votes	RECEIVED	0

THE WHOLE NUMBER OF VOTES GIVEN: DEM Rock Riv Twp Treasurer
WAS 94 (OF WHICH)

Janet Braun (DEM)	RECEIVED	94
Write-In Votes	RECEIVED	0

THE WHOLE NUMBER OF VOTES GIVEN: DEM Rock Riv Twp Trustee
WAS 0 (OF WHICH)

Write-In Votes	RECEIVED	0

THE WHOLE NUMBER OF VOTES GIVEN: DEM C Munising 1 Delegate
WAS 0 (OF WHICH)

Write-In Votes	RECEIVED	0

THE WHOLE NUMBER OF VOTES GIVEN: DEM Au Train 1 Delegate
WAS 0 (OF WHICH)

Write-In Votes	RECEIVED	0

THE WHOLE NUMBER OF VOTES GIVEN: DEM Burt 1 Delegate
WAS 0 (OF WHICH)

Write-In Votes	RECEIVED	0

THE WHOLE NUMBER OF VOTES GIVEN: DEM Gr Island 1 Delegate
WAS 0 (OF WHICH)

Write-In Votes	RECEIVED	0

THE WHOLE NUMBER OF VOTES GIVEN: DEM Limestone 1 Delegate
WAS 0 (OF WHICH)

Write-In Votes	RECEIVED	0

THE WHOLE NUMBER OF VOTES GIVEN: DEM Mathias 1 Delegate
WAS 0 (OF WHICH)

Write-In Votes	RECEIVED	0

THE WHOLE NUMBER OF VOTES GIVEN: DEM Munising 1 Delegate
WAS 0 (OF WHICH)

Write-In Votes	RECEIVED	0

THE WHOLE NUMBER OF VOTES GIVEN: DEM Munising 2 Delegate
WAS 0 (OF WHICH)

Write-In Votes	RECEIVED	0

THE WHOLE NUMBER OF VOTES GIVEN: DEM Onota 1 Delegate
WAS 0 (OF WHICH)

Write-In Votes	RECEIVED	0

THE WHOLE NUMBER OF VOTES GIVEN: DEM Rock Riv 1 Delegate
WAS 0 (OF WHICH)

Write-In Votes	RECEIVED	0

THE WHOLE NUMBER OF VOTES GIVEN: Cty Ambulance
WAS 1717 (OF WHICH)

YES	RECEIVED	1429
NO	RECEIVED	288

THE WHOLE NUMBER OF VOTES GIVEN: Cty Aging Prop
WAS 1712 (OF WHICH)

YES	RECEIVED	1415
NO	RECEIVED	297

THE WHOLE NUMBER OF VOTES GIVEN: Cty MSU Extension
WAS 1694 (OF WHICH)

YES	RECEIVED	1193
NO	RECEIVED	501

THE WHOLE NUMBER OF VOTES GIVEN: Mathias Tw Gravel Rd
WAS 108 (OF WHICH)

YES	RECEIVED	68
NO	RECEIVED	40

THE WHOLE NUMBER OF VOTES GIVEN: Mathias Tw Fire Equip
WAS 94 (OF WHICH)

YES	RECEIVED	60
NO	RECEIVED	34

THE WHOLE NUMBER OF VOTES GIVEN: Mathias Tw Fire Servic
WAS 95 (OF WHICH)

YES	RECEIVED	70
NO	RECEIVED	25

THE WHOLE NUMBER OF VOTES GIVEN: AuTrain Tw Genl Serv
WAS 218 (OF WHICH)

YES	RECEIVED	89
NO	RECEIVED	129

THE WHOLE NUMBER OF VOTES GIVEN: Burt Tw Genl Oper
WAS 154 (OF WHICH)

YES	RECEIVED	114
NO	RECEIVED	40

THE WHOLE NUMBER OF VOTES GIVEN: Onota Twp Genl Oper
WAS 123 (OF WHICH)

YES	RECEIVED	89
NO	RECEIVED	34

THE WHOLE NUMBER OF VOTES GIVEN: Onota Tw Fire Protect
WAS 125 (OF WHICH)

YES	RECEIVED	104
NO	RECEIVED	21

THE WHOLE NUMBER OF VOTES GIVEN: Onota Tw Solid Waste
WAS 124 (OF WHICH)

YES	RECEIVED	102
NO	RECEIVED	22

THE WHOLE NUMBER OF VOTES GIVEN: Rck Rvr Tw Fire Truck

WAS 221 (OF WHICH)

YES	RECEIVED	178
NO	RECEIVED	43

THE WHOLE NUMBER OF VOTES GIVEN: Superior SD Mil Renew
WAS 390 (OF WHICH)

YES	RECEIVED	288
NO	RECEIVED	102

Statement of Votes Cast
Allegan County, MI
2016 General Primary
SOVC For Jurisdiction Wide, All Counters, All Races

Date:08/05/16
Time:13:46:43
Page:1 of 1208

	TURN OUT			REP D2 Congress					
	Reg. Voters	Cards Cast	% Turnout	Reg. Voters	Times Counted	Total Votes	Bill Huizenga (REP)	Write-In Votes	
Jurisdiction Wide									
Allegan Township, Precinct 1									
Polling	0	537	-	-	-	-	-	-	-
AVCB (if used)	0	0	-	-	-	-	-	-	-
Total	0	537	-	-	-	-	-	-	-
Allegan Township, Precinct 2									
Polling	0	209	-	-	-	-	-	-	-
AVCB (if used)	0	0	-	-	-	-	-	-	-
Total	0	209	-	-	-	-	-	-	-
Casco Township, Precinct 1									
Polling	0	285	-	-	-	-	-	-	-
AVCB (if used)	0	0	-	-	-	-	-	-	-
Total	0	285	-	-	-	-	-	-	-
Cheshire Township, Precinct 1									
Polling	0	202	-	-	-	-	-	-	-
AVCB (if used)	0	0	-	-	-	-	-	-	-
Total	0	202	-	-	-	-	-	-	-
Clyde Township, Precinct 1									
Polling	0	150	-	-	-	-	-	-	-
AVCB (if used)	0	0	-	-	-	-	-	-	-
Total	0	150	-	-	-	-	-	-	-
Dorr Township, Precinct 1									
Polling	0	529	-	-	-	-	-	-	-
AVCB (if used)	0	0	-	-	-	-	-	-	-
Total	0	529	-	-	-	-	-	-	-
Dorr Township, Precinct 2									
Polling	0	630	-	-	-	-	-	-	-
AVCB (if used)	0	0	-	-	-	-	-	-	-
Total	0	630	-	-	-	-	-	-	-
Dorr Township, Precinct 3									
Polling	0	436	-	-	-	-	-	-	-
AVCB (if used)	0	0	-	-	-	-	-	-	-
Total	0	436	-	-	-	-	-	-	-
Fillmore Township, Precinct 1									
Polling	0	399	-	-	-	-	-	-	-
AVCB (if used)	0	0	-	-	-	-	-	-	-
Total	0	399	-	-	-	-	-	-	-
Ganges Township, Precinct 1									
Polling	0	400	-	-	-	-	-	-	-
AVCB (if used)	0	0	-	-	-	-	-	-	-
Total	0	400	-	-	-	-	-	-	-
Gunplain Township, Precinct 1									
Polling	0	179	-	-	-	-	-	-	-
AVCB (if used)	0	234	-	-	-	-	-	-	-
Total	0	413	-	-	-	-	-	-	-
Gunplain Township, Precinct 2									
Polling	0	126	-	-	-	-	-	-	-
AVCB (if used)	0	105	-	-	-	-	-	-	-
Total	0	231	-	-	-	-	-	-	-
Heath Township, Precinct 1									
Polling	0	374	-	-	-	-	-	-	-
AVCB (if used)	0	0	-	-	-	-	-	-	-
Total	0	374	-	-	-	-	-	-	-
Hopkins Township, Precinct 1									
Polling	0	342	-	-	-	-	-	-	-
AVCB (if used)	0	0	-	-	-	-	-	-	-
Total	0	342	-	-	-	-	-	-	-
Laketown Township, Precinct 1									

RECEIVED
AUG 11 2016 11:41 AM
ALLEGAN COUNTY CLERK
ELECTIONS DEPT.

Statement of Votes Cast
Allegan County, MI
2016 General Primary
SOVC For Jurisdiction Wide, All Counters, All Races

	TURN OUT			REP D2 Congress				
	Reg. Voters	Cards Cast	% Turnout	Reg. Voters	Times Counted	Total Votes	Bill Huizenga (REP)	Write-In Votes
Polling	0	433	-	-	-	-	-	-
AVCB (if used)	0	112	-	-	-	-	-	-
Total	0	545	-	-	-	-	-	-
Laketown Township, Precinct 2								
Polling	0	511	-	-	-	-	-	-
AVCB (if used)	0	253	-	-	-	-	-	-
Total	0	764	-	-	-	-	-	-
Laketown Township, Precinct 3								
Polling	0	167	-	-	-	-	-	-
AVCB (if used)	0	39	-	-	-	-	-	-
Total	0	206	-	-	-	-	-	-
Lee Township, Precinct 1								
Polling	0	152	-	-	-	-	-	-
AVCB (if used)	0	0	-	-	-	-	-	-
Total	0	152	-	-	-	-	-	-
Leighton Township, Precinct 1								
Polling	0	467	-	-	-	-	-	-
AVCB (if used)	0	0	-	-	-	-	-	-
Total	0	467	-	-	-	-	-	-
Leighton Township, Precinct 2								
Polling	0	308	-	-	-	-	-	-
AVCB (if used)	0	0	-	-	-	-	-	-
Total	0	308	-	-	-	-	-	-
Manlius Township, Precinct 1								
Polling	0	500	-	-	-	-	-	-
AVCB (if used)	0	0	-	-	-	-	-	-
Total	0	500	-	-	-	-	-	-
Martin Township, Precinct 1								
Polling	0	533	-	-	-	-	-	-
AVCB (if used)	0	0	-	-	-	-	-	-
Total	0	533	-	-	-	-	-	-
Monterey Township, Precinct 1								
Polling	0	468	-	-	-	-	-	-
AVCB (if used)	0	0	-	-	-	-	-	-
Total	0	468	-	-	-	-	-	-
Otsego Township, Precinct 1								
Polling	0	206	-	-	-	-	-	-
AVCB (if used)	0	244	-	-	-	-	-	-
Total	0	450	-	-	-	-	-	-
Otsego Township, Precinct 2								
Polling	0	114	-	-	-	-	-	-
AVCB (if used)	0	191	-	-	-	-	-	-
Total	0	305	-	-	-	-	-	-
Overisel Township, Precinct 1								
Polling	0	399	-	-	-	-	-	-
AVCB (if used)	0	0	-	-	-	-	-	-
Total	0	399	-	-	-	-	-	-
Salem Township, Precinct 1								
Polling	0	364	-	-	-	-	-	-
AVCB (if used)	0	0	-	-	-	-	-	-
Total	0	364	-	-	-	-	-	-
Salem Township, Precinct 2								
Polling	0	273	-	-	-	-	-	-
AVCB (if used)	0	0	-	-	-	-	-	-
Total	0	273	-	-	-	-	-	-
Saugatuck Township, Precinct 1								
Polling	0	522	-	-	-	-	-	-
AVCB (if used)	0	0	-	-	-	-	-	-

Statement of Votes Cast
Allegan County, MI
2016 General Primary
SOVC For Jurisdiction Wide, All Counters, All Races

	TURN OUT			REP D2 Congress						
	Reg. Voters	Cards Cast	% Turnout	Reg. Voters	Times Counted	Total Votes	Bill Huizenga (REP)		Write-In Votes	
Total	0	522	-	-	-	-	-	-	-	-
Trowbridge Township, Precinct 1										
Polling	0	396	-	-	-	-	-	-	-	-
AVCB (if used)	0	0	-	-	-	-	-	-	-	-
Total	0	396	-	-	-	-	-	-	-	-
Valley Township, Precinct 1										
Polling	0	249	-	-	-	-	-	-	-	-
AVCB (if used)	0	0	-	-	-	-	-	-	-	-
Total	0	249	-	-	-	-	-	-	-	-
Watson Township, Precinct 1										
Polling	0	263	-	-	-	-	-	-	-	-
AVCB (if used)	0	0	-	-	-	-	-	-	-	-
Total	0	263	-	-	-	-	-	-	-	-
Wayland Township, Precinct 1										
Polling	0	171	-	-	-	-	-	-	-	-
AVCB (if used)	0	178	-	-	-	-	-	-	-	-
Total	0	349	-	-	-	-	-	-	-	-
City of Allegan, Precinct 1										
Polling	0	192	-	-	-	-	-	-	-	-
AVCB (if used)	0	0	-	-	-	-	-	-	-	-
Total	0	192	-	-	-	-	-	-	-	-
City of Allegan, Precinct 2										
Polling	0	420	-	-	-	-	-	-	-	-
AVCB (if used)	0	0	-	-	-	-	-	-	-	-
Total	0	420	-	-	-	-	-	-	-	-
City of Village of Douglas, Precinct 1										
Polling	0	177	-	-	-	-	-	-	-	-
AVCB (if used)	0	0	-	-	-	-	-	-	-	-
Total	0	177	-	-	-	-	-	-	-	-
City of Fennville, Precinct 1										
Polling	0	0	-	-	-	-	-	-	-	-
AVCB (if used)	0	0	-	-	-	-	-	-	-	-
Total	0	0	-	-	-	-	-	-	-	-
City of Holland, Ward 4, Precinct 9										
Polling	0	0		0	66	66	66	100.00%	0	0.00%
AVCB (if used)	0	0		0	0	0	0	-	0	
Total	0	0		0	66	66	66	100.00%	0	0.00%
City of Holland, Ward 5, Precinct 11										
Polling	0	0	-	-	-	-	-	-	-	-
AVCB (if used)	0	0	-	-	-	-	-	-	-	-
Total	0	0	-	-	-	-	-	-	-	-
City of Holland, Ward 5, Precinct 12										
Polling	0	0	-	-	-	-	-	-	-	-
AVCB (if used)	0	0	-	-	-	-	-	-	-	-
Total	0	0	-	-	-	-	-	-	-	-
City of Holland, Ward 5, Precinct 13										
Polling	0	0		0	178	178	178	100.00%	0	0.00%
AVCB (if used)	0	0		0	0	0	0	-	0	
Total	0	0		0	178	178	178	100.00%	0	0.00%
City of Otsego, Precinct 1										
Polling	0	466	-	-	-	-	-	-	-	-
AVCB (if used)	0	0	-	-	-	-	-	-	-	-
Total	0	466	-	-	-	-	-	-	-	-
City of Plainwell, Precinct 1										
Polling	0	222	-	-	-	-	-	-	-	-
AVCB (if used)	0	0	-	-	-	-	-	-	-	-
Total	0	222	-	-	-	-	-	-	-	-
City of Saugatuck, Precinct 1										

Statement of Votes Cast
Allegan County, MI
2016 General Primary
SOVC For Jurisdiction Wide, All Counters, All Races

	TURN OUT			REP D2 Congress						
	Reg. Voters	Cards Cast	% Turnout	Reg. Voters	Times Counted	Total Votes	Bill Huizenga (REP)		Write-In Votes	
Polling	0	162	-	-	-	-	-	-	-	-
AVCB (if used)	0	0	-	-	-	-	-	-	-	-
Total	0	162	-	-	-	-	-	-	-	-
City of South Haven, Precinct 1										
Polling	0	0	-	-	-	-	-	-	-	-
AVCB (if used)	0	0	-	-	-	-	-	-	-	-
Total	0	0	-	-	-	-	-	-	-	-
City of Wayland, Precinct 1										
Polling	0	195	-	-	-	-	-	-	-	-
AVCB (if used)	0	199	-	-	-	-	-	-	-	-
Total	0	394	-	-	-	-	-	-	-	-
Total										
Polling	0	13128	-	0	244	244	244	100.00%	0	0.00%
AVCB (if used)	0	1555	-	0	0	0	0	-	0	-
Total	0	14683	-	0	244	244	244	100.00%	0	0.00%

Statement of Votes Cast
Allegan County, MI
2016 General Primary
SOVC For Jurisdiction Wide, All Counters, All Races

	REP D6 Congress						
	Reg. Voters	Times Counted	Total Votes	Fred Upton (REP)		Write-In Votes	
Jurisdiction Wide							
Allegan Township, Precinct 1							
Polling	0	537	349	348	99.71%	1	0.29%
AVCB (if used)	0	0	0	0	-	0	-
Total	0	537	349	348	99.71%	1	0.29%
Allegan Township, Precinct 2							
Polling	0	209	128	127	99.22%	1	0.78%
AVCB (if used)	0	0	0	0	-	0	-
Total	0	209	128	127	99.22%	1	0.78%
Casco Township, Precinct 1							
Polling	0	285	179	177	98.88%	2	1.12%
AVCB (if used)	0	0	0	0	-	0	-
Total	0	285	179	177	98.88%	2	1.12%
Cheshire Township, Precinct 1							
Polling	0	202	124	121	97.58%	3	2.42%
AVCB (if used)	0	0	0	0	-	0	-
Total	0	202	124	121	97.58%	3	2.42%
Clyde Township, Precinct 1							
Polling	0	150	109	108	99.08%	1	0.92%
AVCB (if used)	0	0	0	0	-	0	-
Total	0	150	109	108	99.08%	1	0.92%
Dorr Township, Precinct 1							
Polling	0	529	365	364	99.73%	1	0.27%
AVCB (if used)	0	0	0	0	-	0	-
Total	0	529	365	364	99.73%	1	0.27%
Dorr Township, Precinct 2							
Polling	0	630	468	468	100.00%	0	0.00%
AVCB (if used)	0	0	0	0	-	0	-
Total	0	630	468	468	100.00%	0	0.00%
Dorr Township, Precinct 3							
Polling	0	436	316	314	99.37%	2	0.63%
AVCB (if used)	0	0	0	0	-	0	-
Total	0	436	316	314	99.37%	2	0.63%
Fillmore Township, Precinct 1							
Polling	0	399	348	347	99.71%	1	0.29%
AVCB (if used)	0	0	0	0	-	0	-
Total	0	399	348	347	99.71%	1	0.29%
Ganges Township, Precinct 1							
Polling	0	400	246	246	100.00%	0	0.00%
AVCB (if used)	0	0	0	0	-	0	-
Total	0	400	246	246	100.00%	0	0.00%
Gunplain Township, Precinct 1							
Polling	0	179	117	117	100.00%	0	0.00%
AVCB (if used)	0	234	146	145	99.32%	1	0.68%
Total	0	413	263	262	99.62%	1	0.38%
Gunplain Township, Precinct 2							
Polling	0	126	90	88	97.78%	2	2.22%
AVCB (if used)	0	105	64	60	93.75%	4	6.25%
Total	0	231	154	148	96.10%	6	3.90%
Heath Township, Precinct 1							
Polling	0	374	295	294	99.66%	1	0.34%
AVCB (if used)	0	0	0	0	-	0	-
Total	0	374	295	294	99.66%	1	0.34%
Hopkins Township, Precinct 1							
Polling	0	342	271	269	99.26%	2	0.74%
AVCB (if used)	0	0	0	0	-	0	-
Total	0	342	271	269	99.26%	2	0.74%
Laketown Township, Precinct 1							

Statement of Votes Cast
Allegan County, MI
2016 General Primary
SOVC For Jurisdiction Wide, All Counters, All Races

	REP D6 Congress						
	Reg. Voters	Times Counted	Total Votes	Fred Upton (REP)		Write-In Votes	
Polling	0	433	286	284	99.30%	2	0.70%
AVCB (if used)	0	112	70	68	97.14%	2	2.86%
Total	0	545	356	352	98.88%	4	1.12%
Laketown Township, Precinct 2							
Polling	0	511	385	385	100.00%	0	0.00%
AVCB (if used)	0	253	203	202	99.51%	1	0.49%
Total	0	764	588	587	99.83%	1	0.17%
Laketown Township, Precinct 3							
Polling	0	167	101	101	100.00%	0	0.00%
AVCB (if used)	0	39	28	28	100.00%	0	0.00%
Total	0	206	129	129	100.00%	0	0.00%
Lee Township, Precinct 1							
Polling	0	152	89	88	98.88%	1	1.12%
AVCB (if used)	0	0	0	0	-	0	-
Total	0	152	89	88	98.88%	1	1.12%
Leighton Township, Precinct 1							
Polling	0	467	388	387	99.74%	1	0.26%
AVCB (if used)	0	0	0	0	-	0	-
Total	0	467	388	387	99.74%	1	0.26%
Leighton Township, Precinct 2							
Polling	0	308	263	263	100.00%	0	0.00%
AVCB (if used)	0	0	0	0	-	0	-
Total	0	308	263	263	100.00%	0	0.00%
Manlius Township, Precinct 1							
Polling	0	500	407	406	99.75%	1	0.25%
AVCB (if used)	0	0	0	0	-	0	-
Total	0	500	407	406	99.75%	1	0.25%
Martin Township, Precinct 1							
Polling	0	533	387	381	98.45%	6	1.55%
AVCB (if used)	0	0	0	0	-	0	-
Total	0	533	387	381	98.45%	6	1.55%
Monterey Township, Precinct 1							
Polling	0	468	343	341	99.42%	2	0.58%
AVCB (if used)	0	0	0	0	-	0	-
Total	0	468	343	341	99.42%	2	0.58%
Otsego Township, Precinct 1							
Polling	0	206	157	151	96.18%	6	3.82%
AVCB (if used)	0	244	147	147	100.00%	0	0.00%
Total	0	450	304	298	98.03%	6	1.97%
Otsego Township, Precinct 2							
Polling	0	114	80	80	100.00%	0	0.00%
AVCB (if used)	0	191	105	105	100.00%	0	0.00%
Total	0	305	185	185	100.00%	0	0.00%
Overisel Township, Precinct 1							
Polling	0	399	360	359	99.72%	1	0.28%
AVCB (if used)	0	0	0	0	-	0	-
Total	0	399	360	359	99.72%	1	0.28%
Salem Township, Precinct 1							
Polling	0	364	319	319	100.00%	0	0.00%
AVCB (if used)	0	0	0	0	-	0	-
Total	0	364	319	319	100.00%	0	0.00%
Salem Township, Precinct 2							
Polling	0	273	197	196	99.49%	1	0.51%
AVCB (if used)	0	0	0	0	-	0	-
Total	0	273	197	196	99.49%	1	0.51%
Saugatuck Township, Precinct 1							
Polling	0	522	285	277	97.19%	8	2.81%
AVCB (if used)	0	0	0	0	-	0	-

Statement of Votes Cast
Allegan County, MI
2016 General Primary
SOVC For Jurisdiction Wide, All Counters, All Races

	REP D6 Congress						
	Reg. Voters	Times Counted	Total Votes	Fred Upton (REP)		Write-In Votes	
Total	0	522	285	277	97.19%	8	2.81%
Trowbridge Township, Precinct 1							
Polling	0	396	286	285	99.65%	1	0.35%
AVCB (if used)	0	0	0	0	-	0	-
Total	0	396	286	285	99.65%	1	0.35%
Valley Township, Precinct 1							
Polling	0	249	169	167	98.82%	2	1.18%
AVCB (if used)	0	0	0	0	-	0	-
Total	0	249	169	167	98.82%	2	1.18%
Watson Township, Precinct 1							
Polling	0	263	139	139	100.00%	0	0.00%
AVCB (if used)	0	0	0	0	-	0	-
Total	0	263	139	139	100.00%	0	0.00%
Wayland Township, Precinct 1							
Polling	0	171	139	138	99.28%	1	0.72%
AVCB (if used)	0	178	112	112	100.00%	0	0.00%
Total	0	349	251	250	99.60%	1	0.40%
City of Allegan, Precinct 1							
Polling	0	192	101	99	98.02%	2	1.98%
AVCB (if used)	0	0	0	0	-	0	-
Total	0	192	101	99	98.02%	2	1.98%
City of Allegan, Precinct 2							
Polling	0	420	273	270	98.90%	3	1.10%
AVCB (if used)	0	0	0	0	-	0	-
Total	0	420	273	270	98.90%	3	1.10%
City of Village of Douglas, Precinct 1							
Polling	0	177	79	76	96.20%	3	3.80%
AVCB (if used)	0	0	0	0	-	0	-
Total	0	177	79	76	96.20%	3	3.80%
City of Fennville, Precinct 1							
Polling	0	52	52	52	100.00%	0	0.00%
AVCB (if used)	0	0	0	0	-	0	-
Total	0	52	52	52	100.00%	0	0.00%
City of Holland, Ward 4, Precinct 9							
Polling	0	168	168	168	100%		
AVCB (if used)				-			
Total	0	168	168	168	100%	-	-
City of Holland, Ward 5, Precinct 11							
Polling	0	198	198	198	100.00%	0	0.00%
AVCB (if used)	0	0	0	0	-	0	-
Total	0	198	198	198	100.00%	0	0.00%
City of Holland, Ward 5, Precinct 12							
Polling	0	297	297	297	100.00%	0	0.00%
AVCB (if used)	0	0	0	0	-	0	-
Total	0	297	297	297	100.00%	0	0.00%
City of Holland, Ward 5, Precinct 13							
Polling	-	-	-	-	-	-	-
AVCB (if used)	-	-	-	-	-	-	-
Total	-	-	-	-	-	-	-
City of Otsego, Precinct 1							
Polling	0	466	272	272	100.00%	0	0.00%
AVCB (if used)	0	0	0	0	-	0	-
Total	0	466	272	272	100.00%	0	0.00%
City of Plainwell, Precinct 1							
Polling	0	222	142	142	100.00%	0	0.00%
AVCB (if used)	0	0	0	0	-	0	-
Total	0	222	142	142	100.00%	0	0.00%
City of Saugatuck, Precinct 1							

Statement of Votes Cast
Allegan County, MI
2016 General Primary
SOVC For Jurisdiction Wide, All Counters, All Races

	REP D6 Congress						
	Reg. Voters	Times Counted	Total Votes	Fred Upton (REP)		Write-In Votes	
Polling	0	162	84	81	96.43%	3	3.57%
AVCB (if used)	0	0	0	0	-	0	-
Total	0	162	84	81	96.43%	3	3.57%
City of South Haven, Precinct 1							
Polling	0	0	0	0	-	0	-
AVCB (if used)	0	0	0	0	-	0	-
Total	0	0	0	0	-	0	-
City of Wayland, Precinct 1							
Polling	0	195	135	135	100.00%	0	0.00%
AVCB (if used)	0	199	115	114	99.13%	1	0.87%
Total	0	394	250	249	99.60%	1	0.40%
Total							
Polling	0						
AVCB (if used)	0						
Total	0						

Total Polling	0	13843	9986	9925	99.39%	61	0.61%
AV	0	1555	990	981	99.09%	9	0.91%
	0	15398	10976	10906	99.36%	70	0.64%

Statement of Votes Cast
Allegan County, MI
2016 General Primary
SOVC For Jurisdiction Wide, All Counters, All Races

	REP D72 St Rep										
	Reg. Voters	Times Counted	Total Votes	Robert D. Coughlin (REP)		Ryan Gallogly (REP)		Bill Hirsch (REP)		Steven Johnson (REP)	
Jurisdiction Wide											
Allegan Township, Precinct 1											
Polling	-	-	-	-	-	-	-	-	-	-	-
AVCB (if used)	-	-	-	-	-	-	-	-	-	-	-
Total	-	-	-	-	-	-	-	-	-	-	-
Allegan Township, Precinct 2											
Polling	-	-	-	-	-	-	-	-	-	-	-
AVCB (if used)	-	-	-	-	-	-	-	-	-	-	-
Total	-	-	-	-	-	-	-	-	-	-	-
Casco Township, Precinct 1											
Polling	-	-	-	-	-	-	-	-	-	-	-
AVCB (if used)	-	-	-	-	-	-	-	-	-	-	-
Total	-	-	-	-	-	-	-	-	-	-	-
Cheshire Township, Precinct 1											
Polling	-	-	-	-	-	-	-	-	-	-	-
AVCB (if used)	-	-	-	-	-	-	-	-	-	-	-
Total	-	-	-	-	-	-	-	-	-	-	-
Clyde Township, Precinct 1											
Polling	-	-	-	-	-	-	-	-	-	-	-
AVCB (if used)	-	-	-	-	-	-	-	-	-	-	-
Total	-	-	-	-	-	-	-	-	-	-	-
Dorr Township, Precinct 1											
Polling	0	529	381	33	8.66%	56	14.70%	109	28.61%	103	27.03%
AVCB (if used)	0	0	0	0	-	0	-	0	-	0	-
Total	0	529	381	33	8.66%	56	14.70%	109	28.61%	103	27.03%
Dorr Township, Precinct 2											
Polling	0	630	500	26	5.20%	60	12.00%	107	21.40%	199	39.80%
AVCB (if used)	0	0	0	0	-	0	-	0	-	0	-
Total	0	630	500	26	5.20%	60	12.00%	107	21.40%	199	39.80%
Dorr Township, Precinct 3											
Polling	0	436	349	30	8.60%	52	14.90%	106	30.37%	105	30.09%
AVCB (if used)	0	0	0	0	-	0	-	0	-	0	-
Total	0	436	349	30	8.60%	52	14.90%	106	30.37%	105	30.09%
Fillmore Township, Precinct 1											
Polling	-	-	-	-	-	-	-	-	-	-	-
AVCB (if used)	-	-	-	-	-	-	-	-	-	-	-
Total	-	-	-	-	-	-	-	-	-	-	-
Ganges Township, Precinct 1											
Polling	-	-	-	-	-	-	-	-	-	-	-
AVCB (if used)	-	-	-	-	-	-	-	-	-	-	-
Total	-	-	-	-	-	-	-	-	-	-	-
Gunplain Township, Precinct 1											
Polling	-	-	-	-	-	-	-	-	-	-	-
AVCB (if used)	-	-	-	-	-	-	-	-	-	-	-
Total	-	-	-	-	-	-	-	-	-	-	-
Gunplain Township, Precinct 2											
Polling	-	-	-	-	-	-	-	-	-	-	-
AVCB (if used)	-	-	-	-	-	-	-	-	-	-	-
Total	-	-	-	-	-	-	-	-	-	-	-
Heath Township, Precinct 1											
Polling	-	-	-	-	-	-	-	-	-	-	-
AVCB (if used)	-	-	-	-	-	-	-	-	-	-	-
Total	-	-	-	-	-	-	-	-	-	-	-
Hopkins Township, Precinct 1											
Polling	-	-	-	-	-	-	-	-	-	-	-
AVCB (if used)	-	-	-	-	-	-	-	-	-	-	-
Total	-	-	-	-	-	-	-	-	-	-	-
Laketown Township, Precinct 1											

Statement of Votes Cast
Allegan County, MI
2016 General Primary
SOVC For Jurisdiction Wide, All Counters, All Races

	REP D72 St Rep										
	Reg. Voters	Times Counted	Total Votes	Robert D. Coughlin (REP)		Ryan Gallogly (REP)		Bill Hirsch (REP)		Steven Johnson (REP)	
Polling	-	-	-	-	-	-	-	-	-	-	-
AVCB (if used)	-	-	-	-	-	-	-	-	-	-	-
Total	-	-	-	-	-	-	-	-	-	-	-
Laketown Township, Precinct 2											
Polling	-	-	-	-	-	-	-	-	-	-	-
AVCB (if used)	-	-	-	-	-	-	-	-	-	-	-
Total	-	-	-	-	-	-	-	-	-	-	-
Laketown Township, Precinct 3											
Polling	-	-	-	-	-	-	-	-	-	-	-
AVCB (if used)	-	-	-	-	-	-	-	-	-	-	-
Total	-	-	-	-	-	-	-	-	-	-	-
Lee Township, Precinct 1											
Polling	-	-	-	-	-	-	-	-	-	-	-
AVCB (if used)	-	-	-	-	-	-	-	-	-	-	-
Total	-	-	-	-	-	-	-	-	-	-	-
Leighton Township, Precinct 1											
Polling	0	467	420	20	4.76%	42	10.00%	49	11.67%	273	65.00%
AVCB (if used)	0	0	0	0	-	0	-	0	-	0	-
Total	0	467	420	20	4.76%	42	10.00%	49	11.67%	273	65.00%
Leighton Township, Precinct 2											
Polling	0	308	264	6	2.27%	55	20.83%	43	16.29%	116	43.94%
AVCB (if used)	0	0	0	0	-	0	-	0	-	0	-
Total	0	308	264	6	2.27%	55	20.83%	43	16.29%	116	43.94%
Manlius Township, Precinct 1											
Polling	-	-	-	-	-	-	-	-	-	-	-
AVCB (if used)	-	-	-	-	-	-	-	-	-	-	-
Total	-	-	-	-	-	-	-	-	-	-	-
Martin Township, Precinct 1											
Polling	-	-	-	-	-	-	-	-	-	-	-
AVCB (if used)	-	-	-	-	-	-	-	-	-	-	-
Total	-	-	-	-	-	-	-	-	-	-	-
Monterey Township, Precinct 1											
Polling	-	-	-	-	-	-	-	-	-	-	-
AVCB (if used)	-	-	-	-	-	-	-	-	-	-	-
Total	-	-	-	-	-	-	-	-	-	-	-
Otsego Township, Precinct 1											
Polling	-	-	-	-	-	-	-	-	-	-	-
AVCB (if used)	-	-	-	-	-	-	-	-	-	-	-
Total	-	-	-	-	-	-	-	-	-	-	-
Otsego Township, Precinct 2											
Polling	-	-	-	-	-	-	-	-	-	-	-
AVCB (if used)	-	-	-	-	-	-	-	-	-	-	-
Total	-	-	-	-	-	-	-	-	-	-	-
Overisel Township, Precinct 1											
Polling	-	-	-	-	-	-	-	-	-	-	-
AVCB (if used)	-	-	-	-	-	-	-	-	-	-	-
Total	-	-	-	-	-	-	-	-	-	-	-
Salem Township, Precinct 1											
Polling	-	-	-	-	-	-	-	-	-	-	-
AVCB (if used)	-	-	-	-	-	-	-	-	-	-	-
Total	-	-	-	-	-	-	-	-	-	-	-
Salem Township, Precinct 2											
Polling	-	-	-	-	-	-	-	-	-	-	-
AVCB (if used)	-	-	-	-	-	-	-	-	-	-	-
Total	-	-	-	-	-	-	-	-	-	-	-
Saugatuck Township, Precinct 1											
Polling	-	-	-	-	-	-	-	-	-	-	-
AVCB (if used)	-	-	-	-	-	-	-	-	-	-	-

Statement of Votes Cast
Allegan County, MI
2016 General Primary
SOVC For Jurisdiction Wide, All Counters, All Races

	REP D72 St Rep										
	Reg. Voters	Times Counted	Total Votes	Robert D. Coughlin (REP)		Ryan Gallogly (REP)		Bill Hirsch (REP)		Steven Johnson (REP)	
Total	-	-	-	-	-	-	-	-	-	-	-
Trowbridge Township, Precinct 1											
Polling	-	-	-	-	-	-	-	-	-	-	-
AVCB (if used)	-	-	-	-	-	-	-	-	-	-	-
Total	-	-	-	-	-	-	-	-	-	-	-
Valley Township, Precinct 1											
Polling	-	-	-	-	-	-	-	-	-	-	-
AVCB (if used)	-	-	-	-	-	-	-	-	-	-	-
Total	-	-	-	-	-	-	-	-	-	-	-
Watson Township, Precinct 1											
Polling	-	-	-	-	-	-	-	-	-	-	-
AVCB (if used)	-	-	-	-	-	-	-	-	-	-	-
Total	-	-	-	-	-	-	-	-	-	-	-
Wayland Township, Precinct 1											
Polling	0	171	154	5	3.25%	17	11.04%	29	18.83%	83	53.90%
AVCB (if used)	0	178	112	10	8.93%	23	20.54%	16	14.29%	42	37.50%
Total	0	349	266	15	5.64%	40	15.04%	45	16.92%	125	46.99%
City of Allegan, Precinct 1											
Polling	-	-	-	-	-	-	-	-	-	-	-
AVCB (if used)	-	-	-	-	-	-	-	-	-	-	-
Total	-	-	-	-	-	-	-	-	-	-	-
City of Allegan, Precinct 2											
Polling	-	-	-	-	-	-	-	-	-	-	-
AVCB (if used)	-	-	-	-	-	-	-	-	-	-	-
Total	-	-	-	-	-	-	-	-	-	-	-
City of Village of Douglas, Precinct 1											
Polling	-	-	-	-	-	-	-	-	-	-	-
AVCB (if used)	-	-	-	-	-	-	-	-	-	-	-
Total	-	-	-	-	-	-	-	-	-	-	-
City of Fennville, Precinct 1											
Polling	-	-	-	-	-	-	-	-	-	-	-
AVCB (if used)	-	-	-	-	-	-	-	-	-	-	-
Total	-	-	-	-	-	-	-	-	-	-	-
City of Holland, Ward 4, Precinct 9											
Polling	-	-	-	-	-	-	-	-	-	-	-
AVCB (if used)	-	-	-	-	-	-	-	-	-	-	-
Total	-	-	-	-	-	-	-	-	-	-	-
City of Holland, Ward 5, Precinct 11											
Polling	-	-	-	-	-	-	-	-	-	-	-
AVCB (if used)	-	-	-	-	-	-	-	-	-	-	-
Total	-	-	-	-	-	-	-	-	-	-	-
City of Holland, Ward 5, Precinct 12											
Polling	-	-	-	-	-	-	-	-	-	-	-
AVCB (if used)	-	-	-	-	-	-	-	-	-	-	-
Total	-	-	-	-	-	-	-	-	-	-	-
City of Holland, Ward 5, Precinct 13											
Polling	-	-	-	-	-	-	-	-	-	-	-
AVCB (if used)	-	-	-	-	-	-	-	-	-	-	-
Total	-	-	-	-	-	-	-	-	-	-	-
City of Otsego, Precinct 1											
Polling	-	-	-	-	-	-	-	-	-	-	-
AVCB (if used)	-	-	-	-	-	-	-	-	-	-	-
Total	-	-	-	-	-	-	-	-	-	-	-
City of Plainwell, Precinct 1											
Polling	-	-	-	-	-	-	-	-	-	-	-
AVCB (if used)	-	-	-	-	-	-	-	-	-	-	-
Total	-	-	-	-	-	-	-	-	-	-	-
City of Saugatuck, Precinct 1											

Statement of Votes Cast
Allegan County, MI
2016 General Primary
SOVC For Jurisdiction Wide, All Counters, All Races

	REP D72 St Rep										
	Reg. Voters	Times Counted	Total Votes	Robert D. Coughlin (REP)		Ryan Gallogly (REP)		Bill Hirsch (REP)		Steven Johnson (REP)	
Polling	-	-	-	-	-	-	-	-	-	-	-
AVCB (if used)	-	-	-	-	-	-	-	-	-	-	-
Total	-	-	-	-	-	-	-	-	-	-	-
City of South Haven, Precinct 1											
Polling	-	-	-	-	-	-	-	-	-	-	-
AVCB (if used)	-	-	-	-	-	-	-	-	-	-	-
Total	-	-	-	-	-	-	-	-	-	-	-
City of Wayland, Precinct 1											
Polling	0	195	150	9	6.00%	23	15.33%	24	16.00%	57	38.00%
AVCB (if used)	0	199	119	8	6.72%	20	16.81%	32	26.89%	39	32.77%
Total	0	394	269	17	6.32%	43	15.99%	56	20.82%	96	35.69%
Total											
Polling	0	2736	2218	129	5.82%	305	13.75%	467	21.06%	936	42.20%
AVCB (if used)	0	377	231	18	7.79%	43	18.61%	48	20.78%	81	35.06%
Total	0	3113	2449	147	6.00%	348	14.21%	515	21.03%	1017	41.53%

Statement of Votes Cast
Allegan County, MI
2016 General Primary
SOVC For Jurisdiction Wide, All Counters, All Races

	REP D72 St Rep			
	Tony Noto (REP)		Write-In Votes	
Jurisdiction Wide				
Allegan Township, Precinct 1				
Polling	-	-	-	-
AVCB (if used)	-	-	-	-
Total	-	-	-	-
Allegan Township, Precinct 2				
Polling	-	-	-	-
AVCB (if used)	-	-	-	-
Total	-	-	-	-
Casco Township, Precinct 1				
Polling	-	-	-	-
AVCB (if used)	-	-	-	-
Total	-	-	-	-
Cheshire Township, Precinct 1				
Polling	-	-	-	-
AVCB (if used)	-	-	-	-
Total	-	-	-	-
Clyde Township, Precinct 1				
Polling	-	-	-	-
AVCB (if used)	-	-	-	-
Total	-	-	-	-
Dorr Township, Precinct 1				
Polling	78	20.47%	2	0.52%
AVCB (if used)	0	-	0	-
Total	78	20.47%	2	0.52%
Dorr Township, Precinct 2				
Polling	106	21.20%	2	0.40%
AVCB (if used)	0	-	0	-
Total	106	21.20%	2	0.40%
Dorr Township, Precinct 3				
Polling	55	15.76%	1	0.29%
AVCB (if used)	0	-	0	-
Total	55	15.76%	1	0.29%
Fillmore Township, Precinct 1				
Polling	-	-	-	-
AVCB (if used)	-	-	-	-
Total	-	-	-	-
Ganges Township, Precinct 1				
Polling	-	-	-	-
AVCB (if used)	-	-	-	-
Total	-	-	-	-
Gunplain Township, Precinct 1				
Polling	-	-	-	-
AVCB (if used)	-	-	-	-
Total	-	-	-	-
Gunplain Township, Precinct 2				
Polling	-	-	-	-
AVCB (if used)	-	-	-	-
Total	-	-	-	-
Heath Township, Precinct 1				
Polling	-	-	-	-
AVCB (if used)	-	-	-	-
Total	-	-	-	-
Hopkins Township, Precinct 1				
Polling	-	-	-	-
AVCB (if used)	-	-	-	-
Total	-	-	-	-
Laketown Township, Precinct 1				

Statement of Votes Cast
Allegan County, MI
2016 General Primary
SOVC For Jurisdiction Wide, All Counters, All Races

	REP D72 St Rep			
	Tony Noto (REP)		Write-In Votes	
Polling	-	-	-	-
AVCB (if used)	-	-	-	-
Total	-	-	-	-
Laketown Township, Precinct 2				
Polling	-	-	-	-
AVCB (if used)	-	-	-	-
Total	-	-	-	-
Laketown Township, Precinct 3				
Polling	-	-	-	-
AVCB (if used)	-	-	-	-
Total	-	-	-	-
Lee Township, Precinct 1				
Polling	-	-	-	-
AVCB (if used)	-	-	-	-
Total	-	-	-	-
Leighton Township, Precinct 1				
Polling	36	8.57%	0	0.00%
AVCB (if used)	0	-	0	-
Total	36	8.57%	0	0.00%
Leighton Township, Precinct 2				
Polling	42	15.91%	2	0.76%
AVCB (if used)	0	-	0	-
Total	42	15.91%	2	0.76%
Manlius Township, Precinct 1				
Polling	-	-	-	-
AVCB (if used)	-	-	-	-
Total	-	-	-	-
Martin Township, Precinct 1				
Polling	-	-	-	-
AVCB (if used)	-	-	-	-
Total	-	-	-	-
Monterey Township, Precinct 1				
Polling	-	-	-	-
AVCB (if used)	-	-	-	-
Total	-	-	-	-
Otsego Township, Precinct 1				
Polling	-	-	-	-
AVCB (if used)	-	-	-	-
Total	-	-	-	-
Otsego Township, Precinct 2				
Polling	-	-	-	-
AVCB (if used)	-	-	-	-
Total	-	-	-	-
Overisel Township, Precinct 1				
Polling	-	-	-	-
AVCB (if used)	-	-	-	-
Total	-	-	-	-
Salem Township, Precinct 1				
Polling	-	-	-	-
AVCB (if used)	-	-	-	-
Total	-	-	-	-
Salem Township, Precinct 2				
Polling	-	-	-	-
AVCB (if used)	-	-	-	-
Total	-	-	-	-
Saugatuck Township, Precinct 1				
Polling	-	-	-	-
AVCB (if used)	-	-	-	-

Statement of Votes Cast
Allegan County, MI
2016 General Primary
SOVC For Jurisdiction Wide, All Counters, All Races

	REP D72 St Rep			
	Tony Noto (REP)		Write-In Votes	
Total	-	-	-	-
Trowbridge Township, Precinct 1				
Polling	-	-	-	-
AVCB (if used)	-	-	-	-
Total	-	-	-	-
Valley Township, Precinct 1				
Polling	-	-	-	-
AVCB (if used)	-	-	-	-
Total	-	-	-	-
Watson Township, Precinct 1				
Polling	-	-	-	-
AVCB (if used)	-	-	-	-
Total	-	-	-	-
Wayland Township, Precinct 1				
Polling	20	12.99%	0	0.00%
AVCB (if used)	21	18.75%	0	0.00%
Total	41	15.41%	0	0.00%
City of Allegan, Precinct 1				
Polling	-	-	-	-
AVCB (if used)	-	-	-	-
Total	-	-	-	-
City of Allegan, Precinct 2				
Polling	-	-	-	-
AVCB (if used)	-	-	-	-
Total	-	-	-	-
City of Village of Douglas, Precinct 1				
Polling	-	-	-	-
AVCB (if used)	-	-	-	-
Total	-	-	-	-
City of Fennville, Precinct 1				
Polling	-	-	-	-
AVCB (if used)	-	-	-	-
Total	-	-	-	-
City of Holland, Ward 4, Precinct 9				
Polling	-	-	-	-
AVCB (if used)	-	-	-	-
Total	-	-	-	-
City of Holland, Ward 5, Precinct 11				
Polling	-	-	-	-
AVCB (if used)	-	-	-	-
Total	-	-	-	-
City of Holland, Ward 5, Precinct 12				
Polling	-	-	-	-
AVCB (if used)	-	-	-	-
Total	-	-	-	-
City of Holland, Ward 5, Precinct 13				
Polling	-	-	-	-
AVCB (if used)	-	-	-	-
Total	-	-	-	-
City of Otsego, Precinct 1				
Polling	-	-	-	-
AVCB (if used)	-	-	-	-
Total	-	-	-	-
City of Plainwell, Precinct 1				
Polling	-	-	-	-
AVCB (if used)	-	-	-	-
Total	-	-	-	-
City of Saugatuck, Precinct 1				

Statement of Votes Cast
Allegan County, MI
2016 General Primary
SOVC For Jurisdiction Wide, All Counters, All Races

	REP D72 St Rep			
	Tony Noto (REP)		Write-In Votes	
Polling	-	-	-	-
AVCB (if used)	-	-	-	-
Total	-	-	-	-
City of South Haven, Precinct 1				
Polling	-	-	-	-
AVCB (if used)	-	-	-	-
Total	-	-	-	-
City of Wayland, Precinct 1				
Polling	37	24.67%	0	0.00%
AVCB (if used)	20	16.81%	0	0.00%
Total	57	21.19%	0	0.00%
Total				
Polling	374	16.86%	7	0.32%
AVCB (if used)	41	17.75%	0	0.00%
Total	415	16.95%	7	0.29%

Statement of Votes Cast
Allegan County, MI
2016 General Primary
SOVC For Jurisdiction Wide, All Counters, All Races

REP D80 St Rep

	Reg. Voters	Times Counted	Total Votes	Abigail Nobel (REP)		Mary Whiteford (REP)		Write-In Votes	
Jurisdiction Wide									
Allegan Township, Precinct 1									
Polling	0	537	400	80	20.00%	320	80.00%	0	0.00%
AVCB (if used)	0	0	0	0	-	0	-	0	-
Total	0	537	400	80	20.00%	320	80.00%	0	0.00%
Allegan Township, Precinct 2									
Polling	0	209	156	24	15.38%	131	83.97%	1	0.64%
AVCB (if used)	0	0	0	0	-	0	-	0	-
Total	0	209	156	24	15.38%	131	83.97%	1	0.64%
Casco Township, Precinct 1									
Polling	0	285	204	40	19.61%	164	80.39%	0	0.00%
AVCB (if used)	0	0	0	0	-	0	-	0	-
Total	0	285	204	40	19.61%	164	80.39%	0	0.00%
Cheshire Township, Precinct 1									
Polling	0	202	142	40	28.17%	102	71.83%	0	0.00%
AVCB (if used)	0	0	0	0	-	0	-	0	-
Total	0	202	142	40	28.17%	102	71.83%	0	0.00%
Clyde Township, Precinct 1									
Polling	0	150	120	37	30.83%	83	69.17%	0	0.00%
AVCB (if used)	0	0	0	0	-	0	-	0	-
Total	0	150	120	37	30.83%	83	69.17%	0	0.00%
Dorr Township, Precinct 1									
Polling	-	-	-	-	-	-	-	-	-
AVCB (if used)	-	-	-	-	-	-	-	-	-
Total	-	-	-	-	-	-	-	-	-
Dorr Township, Precinct 2									
Polling	-	-	-	-	-	-	-	-	-
AVCB (if used)	-	-	-	-	-	-	-	-	-
Total	-	-	-	-	-	-	-	-	-
Dorr Township, Precinct 3									
Polling	-	-	-	-	-	-	-	-	-
AVCB (if used)	-	-	-	-	-	-	-	-	-
Total	-	-	-	-	-	-	-	-	-
Fillmore Township, Precinct 1									
Polling	0	399	364	157	43.13%	207	56.87%	0	0.00%
AVCB (if used)	0	0	0	0	-	0	-	0	-
Total	0	399	364	157	43.13%	207	56.87%	0	0.00%
Ganges Township, Precinct 1									
Polling	0	400	280	76	27.14%	204	72.86%	0	0.00%
AVCB (if used)	0	0	0	0	-	0	-	0	-
Total	0	400	280	76	27.14%	204	72.86%	0	0.00%
Gunplain Township, Precinct 1									
Polling	0	179	139	23	16.55%	116	83.45%	0	0.00%
AVCB (if used)	0	234	154	27	17.53%	126	81.82%	1	0.65%
Total	0	413	293	50	17.06%	242	82.59%	1	0.34%
Gunplain Township, Precinct 2									
Polling	0	126	97	32	32.99%	65	67.01%	0	0.00%
AVCB (if used)	0	105	74	25	33.78%	47	63.51%	2	2.70%
Total	0	231	171	57	33.33%	112	65.50%	2	1.17%
Heath Township, Precinct 1									
Polling	0	374	327	108	33.03%	218	66.67%	1	0.31%
AVCB (if used)	0	0	0	0	-	0	-	0	-
Total	0	374	327	108	33.03%	218	66.67%	1	0.31%
Hopkins Township, Precinct 1									
Polling	0	342	298	112	37.58%	185	62.08%	1	0.34%
AVCB (if used)	0	0	0	0	-	0	-	0	-
Total	0	342	298	112	37.58%	185	62.08%	1	0.34%
Laketown Township, Precinct 1									

Statement of Votes Cast
Allegan County, MI
2016 General Primary
SOVC For Jurisdiction Wide, All Counters, All Races

REP D80 St Rep

	Reg. Voters	Times Counted	Total Votes	Abigail Nobel (REP)		Mary Whiteford (REP)		Write-In Votes	
Polling	0	433	307	82	26.71%	224	72.96%	1	0.33%
AVCB (if used)	0	112	80	21	26.25%	57	71.25%	2	2.50%
Total	0	545	387	103	26.61%	281	72.61%	3	0.78%
Laketown Township, Precinct 2									
Polling	0	511	415	142	34.22%	273	65.78%	0	0.00%
AVCB (if used)	0	253	217	43	19.82%	174	80.18%	0	0.00%
Total	0	764	632	185	29.27%	447	70.73%	0	0.00%
Laketown Township, Precinct 3									
Polling	0	167	111	32	28.83%	79	71.17%	0	0.00%
AVCB (if used)	0	39	27	2	7.41%	25	92.59%	0	0.00%
Total	0	206	138	34	24.64%	104	75.36%	0	0.00%
Lee Township, Precinct 1									
Polling	0	152	92	16	17.39%	75	81.52%	1	1.09%
AVCB (if used)	0	0	0	0	-	0	-	0	-
Total	0	152	92	16	17.39%	75	81.52%	1	1.09%
Leighton Township, Precinct 1									
Polling	-	-	-	-	-	-	-	-	-
AVCB (if used)	-	-	-	-	-	-	-	-	-
Total	-	-	-	-	-	-	-	-	-
Leighton Township, Precinct 2									
Polling	-	-	-	-	-	-	-	-	-
AVCB (if used)	-	-	-	-	-	-	-	-	-
Total	-	-	-	-	-	-	-	-	-
Manlius Township, Precinct 1									
Polling	0	500	447	105	23.49%	342	76.51%	0	0.00%
AVCB (if used)	0	0	0	0	-	0	-	0	-
Total	0	500	447	105	23.49%	342	76.51%	0	0.00%
Martin Township, Precinct 1									
Polling	0	533	407	165	40.54%	241	59.21%	1	0.25%
AVCB (if used)	0	0	0	0	-	0	-	0	-
Total	0	533	407	165	40.54%	241	59.21%	1	0.25%
Monterey Township, Precinct 1									
Polling	0	468	393	130	33.08%	263	66.92%	0	0.00%
AVCB (if used)	0	0	0	0	-	0	-	0	-
Total	0	468	393	130	33.08%	263	66.92%	0	0.00%
Otsego Township, Precinct 1									
Polling	0	206	169	40	23.67%	129	76.33%	0	0.00%
AVCB (if used)	0	244	163	23	14.11%	140	85.89%	0	0.00%
Total	0	450	332	63	18.98%	269	81.02%	0	0.00%
Otsego Township, Precinct 2									
Polling	0	114	92	20	21.74%	72	78.26%	0	0.00%
AVCB (if used)	0	191	112	15	13.39%	97	86.61%	0	0.00%
Total	0	305	204	35	17.16%	169	82.84%	0	0.00%
Overisel Township, Precinct 1									
Polling	0	399	381	91	23.88%	289	75.85%	1	0.26%
AVCB (if used)	0	0	0	0	-	0	-	0	-
Total	0	399	381	91	23.88%	289	75.85%	1	0.26%
Salem Township, Precinct 1									
Polling	0	364	336	83	24.70%	253	75.30%	0	0.00%
AVCB (if used)	0	0	0	0	-	0	-	0	-
Total	0	364	336	83	24.70%	253	75.30%	0	0.00%
Salem Township, Precinct 2									
Polling	0	273	214	49	22.90%	165	77.10%	0	0.00%
AVCB (if used)	0	0	0	0	-	0	-	0	-
Total	0	273	214	49	22.90%	165	77.10%	0	0.00%
Saugatuck Township, Precinct 1									
Polling	0	522	334	58	17.37%	274	82.04%	2	0.60%
AVCB (if used)	0	0	0	0	-	0	-	0	-

Statement of Votes Cast
Allegan County, MI
2016 General Primary
SOVC For Jurisdiction Wide, All Counters, All Races

REP D80 St Rep

	Reg. Voters	Times Counted	Total Votes	Abigail Nobel (REP)		Mary Whiteford (REP)		Write-In Votes	
Total	0	522	334	58	17.37%	274	82.04%	2	0.60%
Trowbridge Township, Precinct 1									
Polling	0	396	317	103	32.49%	213	67.19%	1	0.32%
AVCB (if used)	0	0	0	0	-	0	-	0	-
Total	0	396	317	103	32.49%	213	67.19%	1	0.32%
Valley Township, Precinct 1									
Polling	0	249	190	61	32.11%	129	67.89%	0	0.00%
AVCB (if used)	0	0	0	0	-	0	-	0	-
Total	0	249	190	61	32.11%	129	67.89%	0	0.00%
Watson Township, Precinct 1									
Polling	0	263	159	49	30.82%	110	69.18%	0	0.00%
AVCB (if used)	0	0	0	0	-	0	-	0	-
Total	0	263	159	49	30.82%	110	69.18%	0	0.00%
Wayland Township, Precinct 1									
Polling	-	-	-	-	-	-	-	-	-
AVCB (if used)	-	-	-	-	-	-	-	-	-
Total	-	-	-	-	-	-	-	-	-
City of Allegan, Precinct 1									
Polling	0	192	129	25	19.38%	103	79.84%	1	0.78%
AVCB (if used)	0	0	0	0	-	0	-	0	-
Total	0	192	129	25	19.38%	103	79.84%	1	0.78%
City of Allegan, Precinct 2									
Polling	0	420	316	67	21.20%	249	78.80%	0	0.00%
AVCB (if used)	0	0	0	0	-	0	-	0	-
Total	0	420	316	67	21.20%	249	78.80%	0	0.00%
City of Village of Douglas, Precinct 1									
Polling	0	177	93	20	21.51%	72	77.42%	1	1.08%
AVCB (if used)	0	0	0	0	-	0	-	0	-
Total	0	177	93	20	21.51%	72	77.42%	1	1.08%
City of Fennville, Precinct 1									
Polling	0	55	55	14	25.45%	41	74.55%	0	0.00%
AVCB (if used)	0	0	0	0	-	0	-	0	-
Total	0	55	55	14	25.45%	41	74.55%	0	0.00%
City of Holland, Ward 4, Precinct 9									
Polling	0	235	235	46	19.57%	189	80.43%	0	0.00%
AVCB (if used)	0	0	0	0	-	0	-	0	-
Total	0	235	235	46	19.57%	189	80.43%	0	0.00%
City of Holland, Ward 5, Precinct 11									
Polling	0	210	210	49	23.33%	161	76.67%	0	0.00%
AVCB (if used)	0	0	0	0	-	0	-	0	-
Total	0	210	210	49	23.33%	161	76.67%	0	0.00%
City of Holland, Ward 5, Precinct 12									
Polling	0	308	308	61	19.81%	247	80.19%	0	0.00%
AVCB (if used)	0	0	0	0	-	0	-	0	-
Total	0	308	308	61	19.81%	247	80.19%	0	0.00%
City of Holland, Ward 5, Precinct 13									
Polling	0	190	190	30	15.79%	160	84.21%	0	0.00%
AVCB (if used)	0	0	0	0	-	0	-	0	-
Total	0	190	190	30	15.79%	160	84.21%	0	0.00%
City of Otsego, Precinct 1									
Polling	0	466	305	48	15.74%	256	83.93%	1	0.33%
AVCB (if used)	0	0	0	0	-	0	-	0	-
Total	0	466	305	48	15.74%	256	83.93%	1	0.33%
City of Plainwell, Precinct 1									
Polling	0	222	161	32	19.88%	129	80.12%	0	0.00%
AVCB (if used)	0	0	0	0	-	0	-	0	-
Total	0	222	161	32	19.88%	129	80.12%	0	0.00%
City of Saugatuck, Precinct 1									

Statement of Votes Cast
Allegan County, MI
2016 General Primary
SOVC For Jurisdiction Wide, All Counters, All Races

REP D80 St Rep

	Reg. Voters	Times Counted	Total Votes	Abigail Nobel (REP)		Mary Whiteford (REP)		Write-In Votes	
Polling	0	162	97	18	18.56%	79	81.44%	0	0.00%
AVCB (if used)	0	0	0	0	-	0	-	0	-
Total	0	162	97	18	18.56%	79	81.44%	0	0.00%
City of South Haven, Precinct 1									
Polling	0	0	0	0	-	0	-	0	-
AVCB (if used)	0	0	0	0	-	0	-	0	-
Total	0	0	0	0	-	0	-	0	-
City of Wayland, Precinct 1									
Polling	-	-	-	-	-	-	-	-	-
AVCB (if used)	-	-	-	-	-	-	-	-	-
Total	-	-	-	-	-	-	-	-	-
Total									
Polling	0	11390	8990	2365	26.31%	6612	73.55%	13	0.14%
AVCB (if used)	0	1178	827	156	18.86%	666	80.53%	5	0.60%
Total	0	12568	9817	2521	25.68%	7278	74.14%	18	0.18%

Statement of Votes Cast
Allegan County, MI
2016 General Primary
SOVC For Jurisdiction Wide, All Counters, All Races

	DEM D2 Congress				
	Reg. Voters	Times Counted	Total Votes	Dennis B. Murphy (DEM)	Write-In Votes
Jurisdiction Wide					
Allegan Township, Precinct 1					
Polling	-	-	-	-	-
AVCB (if used)	-	-	-	-	-
Total	-	-	-	-	-
Allegan Township, Precinct 2					
Polling	-	-	-	-	-
AVCB (if used)	-	-	-	-	-
Total	-	-	-	-	-
Casco Township, Precinct 1					
Polling	-	-	-	-	-
AVCB (if used)	-	-	-	-	-
Total	-	-	-	-	-
Cheshire Township, Precinct 1					
Polling	-	-	-	-	-
AVCB (if used)	-	-	-	-	-
Total	-	-	-	-	-
Clyde Township, Precinct 1					
Polling	-	-	-	-	-
AVCB (if used)	-	-	-	-	-
Total	-	-	-	-	-
Dorr Township, Precinct 1					
Polling	-	-	-	-	-
AVCB (if used)	-	-	-	-	-
Total	-	-	-	-	-
Dorr Township, Precinct 2					
Polling	-	-	-	-	-
AVCB (if used)	-	-	-	-	-
Total	-	-	-	-	-
Dorr Township, Precinct 3					
Polling	-	-	-	-	-
AVCB (if used)	-	-	-	-	-
Total	-	-	-	-	-
Fillmore Township, Precinct 1					
Polling	-	-	-	-	-
AVCB (if used)	-	-	-	-	-
Total	-	-	-	-	-
Ganges Township, Precinct 1					
Polling	-	-	-	-	-
AVCB (if used)	-	-	-	-	-
Total	-	-	-	-	-
Gunplain Township, Precinct 1					
Polling	-	-	-	-	-
AVCB (if used)	-	-	-	-	-
Total	-	-	-	-	-
Gunplain Township, Precinct 2					
Polling	-	-	-	-	-
AVCB (if used)	-	-	-	-	-
Total	-	-	-	-	-
Heath Township, Precinct 1					
Polling	-	-	-	-	-
AVCB (if used)	-	-	-	-	-
Total	-	-	-	-	-
Hopkins Township, Precinct 1					
Polling	-	-	-	-	-
AVCB (if used)	-	-	-	-	-
Total	-	-	-	-	-
Laketown Township, Precinct 1					

Statement of Votes Cast
Allegan County, MI
2016 General Primary
SOVC For Jurisdiction Wide, All Counters, All Races

	DEM D2 Congress				
	Reg. Voters	Times Counted	Total Votes	Dennis B. Murphy (DEM)	Write-In Votes
Polling	-	-	-	-	-
AVCB (if used)	-	-	-	-	-
Total	-	-	-	-	-
Laketown Township, Precinct 2					
Polling	-	-	-	-	-
AVCB (if used)	-	-	-	-	-
Total	-	-	-	-	-
Laketown Township, Precinct 3					
Polling	-	-	-	-	-
AVCB (if used)	-	-	-	-	-
Total	-	-	-	-	-
Lee Township, Precinct 1					
Polling	-	-	-	-	-
AVCB (if used)	-	-	-	-	-
Total	-	-	-	-	-
Leighton Township, Precinct 1					
Polling	-	-	-	-	-
AVCB (if used)	-	-	-	-	-
Total	-	-	-	-	-
Leighton Township, Precinct 2					
Polling	-	-	-	-	-
AVCB (if used)	-	-	-	-	-
Total	-	-	-	-	-
Manlius Township, Precinct 1					
Polling	-	-	-	-	-
AVCB (if used)	-	-	-	-	-
Total	-	-	-	-	-
Martin Township, Precinct 1					
Polling	-	-	-	-	-
AVCB (if used)	-	-	-	-	-
Total	-	-	-	-	-
Monterey Township, Precinct 1					
Polling	-	-	-	-	-
AVCB (if used)	-	-	-	-	-
Total	-	-	-	-	-
Otsego Township, Precinct 1					
Polling	-	-	-	-	-
AVCB (if used)	-	-	-	-	-
Total	-	-	-	-	-
Otsego Township, Precinct 2					
Polling	-	-	-	-	-
AVCB (if used)	-	-	-	-	-
Total	-	-	-	-	-
Overisel Township, Precinct 1					
Polling	-	-	-	-	-
AVCB (if used)	-	-	-	-	-
Total	-	-	-	-	-
Salem Township, Precinct 1					
Polling	-	-	-	-	-
AVCB (if used)	-	-	-	-	-
Total	-	-	-	-	-
Salem Township, Precinct 2					
Polling	-	-	-	-	-
AVCB (if used)	-	-	-	-	-
Total	-	-	-	-	-
Saugatuck Township, Precinct 1					
Polling	-	-	-	-	-
AVCB (if used)	-	-	-	-	-

Statement of Votes Cast
Allegan County, MI
2016 General Primary
SOVC For Jurisdiction Wide, All Counters, All Races

	DEM D2 Congress						
	Reg. Voters	Times Counted	Total Votes	Dennis B. Murphy (DEM)		Write-In Votes	
Total	-	-	-	-	-	-	-
Trowbridge Township, Precinct 1							
Polling	-	-	-	-	-	-	-
AVCB (if used)	-	-	-	-	-	-	-
Total	-	-	-	-	-	-	-
Valley Township, Precinct 1							
Polling	-	-	-	-	-	-	-
AVCB (if used)	-	-	-	-	-	-	-
Total	-	-	-	-	-	-	-
Watson Township, Precinct 1							
Polling	-	-	-	-	-	-	-
AVCB (if used)	-	-	-	-	-	-	-
Total	-	-	-	-	-	-	-
Wayland Township, Precinct 1							
Polling	-	-	-	-	-	-	-
AVCB (if used)	-	-	-	-	-	-	-
Total	-	-	-	-	-	-	-
City of Allegan, Precinct 1							
Polling	-	-	-	-	-	-	-
AVCB (if used)	-	-	-	-	-	-	-
Total	-	-	-	-	-	-	-
City of Allegan, Precinct 2							
Polling	-	-	-	-	-	-	-
AVCB (if used)	-	-	-	-	-	-	-
Total	-	-	-	-	-	-	-
City of Village of Douglas, Precinct 1							
Polling	-	-	-	-	-	-	-
AVCB (if used)	-	-	-	-	-	-	-
Total	-	-	-	-	-	-	-
City of Fennville, Precinct 1							
Polling	-	-	-	-	-	-	-
AVCB (if used)	-	-	-	-	-	-	-
Total	-	-	-	-	-	-	-
City of Holland, Ward 4, Precinct 9							
Polling	0	41	41	41	100.00%	0	0.00%
AVCB (if used)	0	0	0	0	-	0	-
Total	0	41	41	41	100.00%	0	0.00%
City of Holland, Ward 5, Precinct 11							
Polling	-	-	-	-	-	-	-
AVCB (if used)	-	-	-	-	-	-	-
Total	-	-	-	-	-	-	-
City of Holland, Ward 5, Precinct 12							
Polling	-	-	-	-	-	-	-
AVCB (if used)	-	-	-	-	-	-	-
Total	-	-	-	-	-	-	-
City of Holland, Ward 5, Precinct 13							
Polling	0	55	55	55	100.00%	0	0.00%
AVCB (if used)	0	0	0	0	-	0	-
Total	0	55	55	55	100.00%	0	0.00%
City of Otsego, Precinct 1							
Polling	-	-	-	-	-	-	-
AVCB (if used)	-	-	-	-	-	-	-
Total	-	-	-	-	-	-	-
City of Plainwell, Precinct 1							
Polling	-	-	-	-	-	-	-
AVCB (if used)	-	-	-	-	-	-	-
Total	-	-	-	-	-	-	-
City of Saugatuck, Precinct 1							

Statement of Votes Cast
Allegan County, MI
2016 General Primary
SOVC For Jurisdiction Wide, All Counters, All Races

	DEM D2 Congress						
	Reg. Voters	Times Counted	Total Votes	Dennis B. Murphy (DEM)		Write-In Votes	
Polling	-	-	-	-	-	-	-
AVCB (if used)	-	-	-	-	-	-	-
Total	-	-	-	-	-	-	-
City of South Haven, Precinct 1							
Polling	-	-	-	-	-	-	-
AVCB (if used)	-	-	-	-	-	-	-
Total	-	-	-	-	-	-	-
City of Wayland, Precinct 1							
Polling	-	-	-	-	-	-	-
AVCB (if used)	-	-	-	-	-	-	-
Total	-	-	-	-	-	-	-
Total							
Polling	0	96	96	96	100.00%	0	0.00%
AVCB (if used)	0	0	0	0	-	0	-
Total	0	96	96	96	100.00%	0	0.00%

Statement of Votes Cast
Allegan County, MI
2016 General Primary
SOVC For Jurisdiction Wide, All Counters, All Races

	DEM D6 Congress						
	Reg. Voters	Times Counted	Total Votes	Paul Clements (DEM)		Write-In Votes	
Jurisdiction Wide							
Allegan Township, Precinct 1							
Polling	0	537	82	82	100.00%	0	0.00%
AVCB (if used)	0	0	0	0	-	0	-
Total	0	537	82	82	100.00%	0	0.00%
Allegan Township, Precinct 2							
Polling	0	209	25	25	100.00%	0	0.00%
AVCB (if used)	0	0	0	0	-	0	-
Total	0	209	25	25	100.00%	0	0.00%
Casco Township, Precinct 1							
Polling	0	285	56	56	100.00%	0	0.00%
AVCB (if used)	0	0	0	0	-	0	-
Total	0	285	56	56	100.00%	0	0.00%
Cheshire Township, Precinct 1							
Polling	0	202	53	51	96.23%	2	3.77%
AVCB (if used)	0	0	0	0	-	0	-
Total	0	202	53	51	96.23%	2	3.77%
Clyde Township, Precinct 1							
Polling	0	150	25	25	100.00%	0	0.00%
AVCB (if used)	0	0	0	0	-	0	-
Total	0	150	25	25	100.00%	0	0.00%
Dorr Township, Precinct 1							
Polling	0	529	58	58	100.00%	0	0.00%
AVCB (if used)	0	0	0	0	-	0	-
Total	0	529	58	58	100.00%	0	0.00%
Dorr Township, Precinct 2							
Polling	0	630	50	49	98.00%	1	2.00%
AVCB (if used)	0	0	0	0	-	0	-
Total	0	630	50	49	98.00%	1	2.00%
Dorr Township, Precinct 3							
Polling	0	436	49	49	100.00%	0	0.00%
AVCB (if used)	0	0	0	0	-	0	-
Total	0	436	49	49	100.00%	0	0.00%
Fillmore Township, Precinct 1							
Polling	0	399	21	21	100.00%	0	0.00%
AVCB (if used)	0	0	0	0	-	0	-
Total	0	399	21	21	100.00%	0	0.00%
Ganges Township, Precinct 1							
Polling	0	400	73	73	100.00%	0	0.00%
AVCB (if used)	0	0	0	0	-	0	-
Total	0	400	73	73	100.00%	0	0.00%
Gunplain Township, Precinct 1							
Polling	0	179	30	30	100.00%	0	0.00%
AVCB (if used)	0	234	45	45	100.00%	0	0.00%
Total	0	413	75	75	100.00%	0	0.00%
Gunplain Township, Precinct 2							
Polling	0	126	25	25	100.00%	0	0.00%
AVCB (if used)	0	105	23	23	100.00%	0	0.00%
Total	0	231	48	48	100.00%	0	0.00%
Heath Township, Precinct 1							
Polling	0	374	36	36	100.00%	0	0.00%
AVCB (if used)	0	0	0	0	-	0	-
Total	0	374	36	36	100.00%	0	0.00%
Hopkins Township, Precinct 1							
Polling	0	342	17	17	100.00%	0	0.00%
AVCB (if used)	0	0	0	0	-	0	-
Total	0	342	17	17	100.00%	0	0.00%
Laketown Township, Precinct 1							

Statement of Votes Cast
Allegan County, MI
2016 General Primary
SOVC For Jurisdiction Wide, All Counters, All Races

	DEM D6 Congress						
	Reg. Voters	Times Counted	Total Votes	Paul Clements (DEM)		Write-In Votes	
Polling	0	433	93	93	100.00%	0	0.00%
AVCB (if used)	0	112	21	21	100.00%	0	0.00%
Total	0	545	114	114	100.00%	0	0.00%
Laketown Township, Precinct 2							
Polling	0	511	69	69	100.00%	0	0.00%
AVCB (if used)	0	253	21	20	95.24%	1	4.76%
Total	0	764	90	89	98.89%	1	1.11%
Laketown Township, Precinct 3							
Polling	0	167	47	47	100.00%	0	0.00%
AVCB (if used)	0	39	7	7	100.00%	0	0.00%
Total	0	206	54	54	100.00%	0	0.00%
Lee Township, Precinct 1							
Polling	0	152	44	43	97.73%	1	2.27%
AVCB (if used)	0	0	0	0	-	0	-
Total	0	152	44	43	97.73%	1	2.27%
Leighton Township, Precinct 1							
Polling	0	467	29	28	96.55%	1	3.45%
AVCB (if used)	0	0	0	0	-	0	-
Total	0	467	29	28	96.55%	1	3.45%
Leighton Township, Precinct 2							
Polling	0	308	16	16	100.00%	0	0.00%
AVCB (if used)	0	0	0	0	-	0	-
Total	0	308	16	16	100.00%	0	0.00%
Manlius Township, Precinct 1							
Polling	0	500	25	25	100.00%	0	0.00%
AVCB (if used)	0	0	0	0	-	0	-
Total	0	500	25	25	100.00%	0	0.00%
Martin Township, Precinct 1							
Polling	0	533	71	71	100.00%	0	0.00%
AVCB (if used)	0	0	0	0	-	0	-
Total	0	533	71	71	100.00%	0	0.00%
Monterey Township, Precinct 1							
Polling	0	468	25	25	100.00%	0	0.00%
AVCB (if used)	0	0	0	0	-	0	-
Total	0	468	25	25	100.00%	0	0.00%
Otsego Township, Precinct 1							
Polling	0	206	30	30	100.00%	0	0.00%
AVCB (if used)	0	244	27	27	100.00%	0	0.00%
Total	0	450	57	57	100.00%	0	0.00%
Otsego Township, Precinct 2							
Polling	0	114	20	20	100.00%	0	0.00%
AVCB (if used)	0	191	31	31	100.00%	0	0.00%
Total	0	305	51	51	100.00%	0	0.00%
Overisel Township, Precinct 1							
Polling	0	399	10	10	100.00%	0	0.00%
AVCB (if used)	0	0	0	0	-	0	-
Total	0	399	10	10	100.00%	0	0.00%
Salem Township, Precinct 1							
Polling	0	364	8	8	100.00%	0	0.00%
AVCB (if used)	0	0	0	0	-	0	-
Total	0	364	8	8	100.00%	0	0.00%
Salem Township, Precinct 2							
Polling	0	273	26	26	100.00%	0	0.00%
AVCB (if used)	0	0	0	0	-	0	-
Total	0	273	26	26	100.00%	0	0.00%
Saugatuck Township, Precinct 1							
Polling	0	522	120	120	100.00%	0	0.00%
AVCB (if used)	0	0	0	0	-	0	-

Statement of Votes Cast
Allegan County, MI
2016 General Primary
SOVC For Jurisdiction Wide, All Counters, All Races

	DEM D6 Congress						
	Reg. Voters	Times Counted	Total Votes	Paul Clements (DEM)		Write-In Votes	
Total	0	522	120	120	100.00%	0	0.00%
Trowbridge Township, Precinct 1							
Polling	0	396	61	61	100.00%	0	0.00%
AVCB (if used)	0	0	0	0	-	0	-
Total	0	396	61	61	100.00%	0	0.00%
Valley Township, Precinct 1							
Polling	0	249	47	47	100.00%	0	0.00%
AVCB (if used)	0	0	0	0	-	0	-
Total	0	249	47	47	100.00%	0	0.00%
Watson Township, Precinct 1							
Polling	0	263	66	66	100.00%	0	0.00%
AVCB (if used)	0	0	0	0	-	0	-
Total	0	263	66	66	100.00%	0	0.00%
Wayland Township, Precinct 1							
Polling	0	171	14	14	100.00%	0	0.00%
AVCB (if used)	0	178	30	30	100.00%	0	0.00%
Total	0	349	44	44	100.00%	0	0.00%
City of Allegan, Precinct 1							
Polling	0	192	45	43	95.56%	2	4.44%
AVCB (if used)	0	0	0	0	-	0	-
Total	0	192	45	43	95.56%	2	4.44%
City of Allegan, Precinct 2							
Polling	0	420	73	73	100.00%	0	0.00%
AVCB (if used)	0	0	0	0	-	0	-
Total	0	420	73	73	100.00%	0	0.00%
City of Village of Douglas, Precinct 1							
Polling	0	177	77	77	100.00%	0	0.00%
AVCB (if used)	0	0	0	0	-	0	-
Total	0	177	77	77	100.00%	0	0.00%
City of Fennville, Precinct 1							
Polling	0	26	26	26	100.00%	0	0.00%
AVCB (if used)	0	0	0	0	-	0	-
Total	0	26	26	26	100.00%	0	0.00%
City of Holland, Ward 4, Precinct 9							
Polling		54	54	54	100.00%	0	0.00%
AVCB (if used)							-
Total		54	54	54	100.00%	0	0%
City of Holland, Ward 5, Precinct 11							
Polling	0	72	72	72	100.00%	0	0.00%
AVCB (if used)	0	0	0	0	-	0	-
Total	0	72	72	72	100.00%	0	0.00%
City of Holland, Ward 5, Precinct 12							
Polling	0	69	69	69	100.00%	0	0.00%
AVCB (if used)	0	0	0	0	-	0	-
Total	0	69	69	69	100.00%	0	0.00%
City of Holland, Ward 5, Precinct 13							
Polling	-	-	-	-	-	-	-
AVCB (if used)	-	-	-	-	-	-	-
Total	-	-	-	-	-	-	-
City of Otsego, Precinct 1							
Polling	0	466	110	110	100.00%	0	0.00%
AVCB (if used)	0	0	0	0	-	0	-
Total	0	466	110	110	100.00%	0	0.00%
City of Plainwell, Precinct 1							
Polling	0	222	53	53	100.00%	0	0.00%
AVCB (if used)	0	0	0	0	-	0	-
Total	0	222	53	53	100.00%	0	0.00%
City of Saugatuck, Precinct 1							

Statement of Votes Cast
Allegan County, MI
2016 General Primary
SOVC For Jurisdiction Wide, All Counters, All Races

DEM D6 Congress

	Reg. Voters	Times Counted	Total Votes	Paul Clements (DEM)		Write-In Votes	
Polling	0	162	58	58	100.00%	0	0.00%
AVCB (if used)	0	0	0	0	-	0	-
Total	0	162	58	58	100.00%	0	0.00%
City of South Haven, Precinct 1							
Polling	0	2	2	2	100.00%	0	0.00%
AVCB (if used)	0	0	0	0	-	0	-
Total	0	2	2	2	100.00%	0	0.00%
City of Wayland, Precinct 1							
Polling	0	195	39	39	100.00%	0	0.00%
AVCB (if used)	0	199	64	64	100.00%	0	0.00%
Total	0	394	103	103	100.00%	0	0.00%
Total							
Polling	0						
AVCB (if used)	0						
Total	0						

Total Polling	0	13351	2099	2092	99.67%	7	0.34%
AV	0	1555	269	268	99.63%	1	0.37%
		14906	2368	2360	99.67%	8	0.34%

Statement of Votes Cast
Allegan County, MI
2016 General Primary
SOVC For Jurisdiction Wide, All Counters, All Races

	DEM D72 St Rep									
	Reg. Voters	Times Counted	Total Votes	Dick Cunningham (DEM)		Steve Shoemaker (DEM)		Write-In Votes		
Jurisdiction Wide										
Allegan Township, Precinct 1										
Polling	-	-	-	-	-	-	-	-	-	
AVCB (if used)	-	-	-	-	-	-	-	-	-	
Total	-	-	-	-	-	-	-	-	-	
Allegan Township, Precinct 2										
Polling	-	-	-	-	-	-	-	-	-	
AVCB (if used)	-	-	-	-	-	-	-	-	-	
Total	-	-	-	-	-	-	-	-	-	
Casco Township, Precinct 1										
Polling	-	-	-	-	-	-	-	-	-	
AVCB (if used)	-	-	-	-	-	-	-	-	-	
Total	-	-	-	-	-	-	-	-	-	
Cheshire Township, Precinct 1										
Polling	-	-	-	-	-	-	-	-	-	
AVCB (if used)	-	-	-	-	-	-	-	-	-	
Total	-	-	-	-	-	-	-	-	-	
Clyde Township, Precinct 1										
Polling	-	-	-	-	-	-	-	-	-	
AVCB (if used)	-	-	-	-	-	-	-	-	-	
Total	-	-	-	-	-	-	-	-	-	
Dorr Township, Precinct 1										
Polling	0	529	57	11	19.30%	46	80.70%	0	0.00%	
AVCB (if used)	0	0	0	0	-	0	-	0	-	
Total	0	529	57	11	19.30%	46	80.70%	0	0.00%	
Dorr Township, Precinct 2										
Polling	0	630	51	19	37.25%	32	62.75%	0	0.00%	
AVCB (if used)	0	0	0	0	-	0	-	0	-	
Total	0	630	51	19	37.25%	32	62.75%	0	0.00%	
Dorr Township, Precinct 3										
Polling	0	436	44	12	27.27%	32	72.73%	0	0.00%	
AVCB (if used)	0	0	0	0	-	0	-	0	-	
Total	0	436	44	12	27.27%	32	72.73%	0	0.00%	
Fillmore Township, Precinct 1										
Polling	-	-	-	-	-	-	-	-	-	
AVCB (if used)	-	-	-	-	-	-	-	-	-	
Total	-	-	-	-	-	-	-	-	-	
Ganges Township, Precinct 1										
Polling	-	-	-	-	-	-	-	-	-	
AVCB (if used)	-	-	-	-	-	-	-	-	-	
Total	-	-	-	-	-	-	-	-	-	
Gunplain Township, Precinct 1										
Polling	-	-	-	-	-	-	-	-	-	
AVCB (if used)	-	-	-	-	-	-	-	-	-	
Total	-	-	-	-	-	-	-	-	-	
Gunplain Township, Precinct 2										
Polling	-	-	-	-	-	-	-	-	-	
AVCB (if used)	-	-	-	-	-	-	-	-	-	
Total	-	-	-	-	-	-	-	-	-	
Heath Township, Precinct 1										
Polling	-	-	-	-	-	-	-	-	-	
AVCB (if used)	-	-	-	-	-	-	-	-	-	
Total	-	-	-	-	-	-	-	-	-	
Hopkins Township, Precinct 1										
Polling	-	-	-	-	-	-	-	-	-	
AVCB (if used)	-	-	-	-	-	-	-	-	-	
Total	-	-	-	-	-	-	-	-	-	
Laketown Township, Precinct 1										

Statement of Votes Cast
Allegan County, MI
2016 General Primary
SOVC For Jurisdiction Wide, All Counters, All Races

	DEM D72 St Rep									
	Reg. Voters	Times Counted	Total Votes	Dick Cunningham (DEM)		Steve Shoemaker (DEM)		Write-In Votes	
Polling	-	-	-	-	-	-	-	-	-
AVCB (if used)	-	-	-	-	-	-	-	-	-
Total	-	-	-	-	-	-	-	-	-
Laketown Township, Precinct 2									
Polling	-	-	-	-	-	-	-	-	-
AVCB (if used)	-	-	-	-	-	-	-	-	-
Total	-	-	-	-	-	-	-	-	-
Laketown Township, Precinct 3									
Polling	-	-	-	-	-	-	-	-	-
AVCB (if used)	-	-	-	-	-	-	-	-	-
Total	-	-	-	-	-	-	-	-	-
Lee Township, Precinct 1									
Polling	-	-	-	-	-	-	-	-	-
AVCB (if used)	-	-	-	-	-	-	-	-	-
Total	-	-	-	-	-	-	-	-	-
Leighton Township, Precinct 1									
Polling	0	467	33	8	24.24%	25	75.76%	0	0.00%
AVCB (if used)	0	0	0	0	-	0	-	0	-
Total	0	467	33	8	24.24%	25	75.76%	0	0.00%
Leighton Township, Precinct 2									
Polling	0	308	16	3	18.75%	13	81.25%	0	0.00%
AVCB (if used)	0	0	0	0	-	0	-	0	-
Total	0	308	16	3	18.75%	13	81.25%	0	0.00%
Manlius Township, Precinct 1									
Polling	-	-	-	-	-	-	-	-	-
AVCB (if used)	-	-	-	-	-	-	-	-	-
Total	-	-	-	-	-	-	-	-	-
Martin Township, Precinct 1									
Polling	-	-	-	-	-	-	-	-	-
AVCB (if used)	-	-	-	-	-	-	-	-	-
Total	-	-	-	-	-	-	-	-	-
Monterey Township, Precinct 1									
Polling	-	-	-	-	-	-	-	-	-
AVCB (if used)	-	-	-	-	-	-	-	-	-
Total	-	-	-	-	-	-	-	-	-
Otsego Township, Precinct 1									
Polling	-	-	-	-	-	-	-	-	-
AVCB (if used)	-	-	-	-	-	-	-	-	-
Total	-	-	-	-	-	-	-	-	-
Otsego Township, Precinct 2									
Polling	-	-	-	-	-	-	-	-	-
AVCB (if used)	-	-	-	-	-	-	-	-	-
Total	-	-	-	-	-	-	-	-	-
Overisel Township, Precinct 1									
Polling	-	-	-	-	-	-	-	-	-
AVCB (if used)	-	-	-	-	-	-	-	-	-
Total	-	-	-	-	-	-	-	-	-
Salem Township, Precinct 1									
Polling	-	-	-	-	-	-	-	-	-
AVCB (if used)	-	-	-	-	-	-	-	-	-
Total	-	-	-	-	-	-	-	-	-
Salem Township, Precinct 2									
Polling	-	-	-	-	-	-	-	-	-
AVCB (if used)	-	-	-	-	-	-	-	-	-
Total	-	-	-	-	-	-	-	-	-
Saugatuck Township, Precinct 1									
Polling	-	-	-	-	-	-	-	-	-
AVCB (if used)	-	-	-	-	-	-	-	-	-

Statement of Votes Cast
Allegan County, MI
2016 General Primary
SOVC For Jurisdiction Wide, All Counters, All Races

	DEM D72 St Rep									
	Reg. Voters	Times Counted	Total Votes	Dick Cunningham (DEM)		Steve Shoemaker (DEM)		Write-In Votes	
Total	-	-	-	-	-	-	-	-	-
Trowbridge Township, Precinct 1									
Polling	-	-	-	-	-	-	-	-	-
AVCB (if used)	-	-	-	-	-	-	-	-	-
Total	-	-	-	-	-	-	-	-	-
Valley Township, Precinct 1									
Polling	-	-	-	-	-	-	-	-	-
AVCB (if used)	-	-	-	-	-	-	-	-	-
Total	-	-	-	-	-	-	-	-	-
Watson Township, Precinct 1									
Polling	-	-	-	-	-	-	-	-	-
AVCB (if used)	-	-	-	-	-	-	-	-	-
Total	-	-	-	-	-	-	-	-	-
Wayland Township, Precinct 1									
Polling	0	171	14	5	35.71%	9	64.29%	0	0.00%
AVCB (if used)	0	178	30	8	26.67%	22	73.33%	0	0.00%
Total	0	349	44	13	29.55%	31	70.45%	0	0.00%
City of Allegan, Precinct 1									
Polling	-	-	-	-	-	-	-	-	-
AVCB (if used)	-	-	-	-	-	-	-	-	-
Total	-	-	-	-	-	-	-	-	-
City of Allegan, Precinct 2									
Polling	-	-	-	-	-	-	-	-	-
AVCB (if used)	-	-	-	-	-	-	-	-	-
Total	-	-	-	-	-	-	-	-	-
City of Village of Douglas, Precinct 1									
Polling	-	-	-	-	-	-	-	-	-
AVCB (if used)	-	-	-	-	-	-	-	-	-
Total	-	-	-	-	-	-	-	-	-
City of Fennville, Precinct 1									
Polling	-	-	-	-	-	-	-	-	-
AVCB (if used)	-	-	-	-	-	-	-	-	-
Total	-	-	-	-	-	-	-	-	-
City of Holland, Ward 4, Precinct 9									
Polling	-	-	-	-	-	-	-	-	-
AVCB (if used)	-	-	-	-	-	-	-	-	-
Total	-	-	-	-	-	-	-	-	-
City of Holland, Ward 5, Precinct 11									
Polling	-	-	-	-	-	-	-	-	-
AVCB (if used)	-	-	-	-	-	-	-	-	-
Total	-	-	-	-	-	-	-	-	-
City of Holland, Ward 5, Precinct 12									
Polling	-	-	-	-	-	-	-	-	-
AVCB (if used)	-	-	-	-	-	-	-	-	-
Total	-	-	-	-	-	-	-	-	-
City of Holland, Ward 5, Precinct 13									
Polling	-	-	-	-	-	-	-	-	-
AVCB (if used)	-	-	-	-	-	-	-	-	-
Total	-	-	-	-	-	-	-	-	-
City of Otsego, Precinct 1									
Polling	-	-	-	-	-	-	-	-	-
AVCB (if used)	-	-	-	-	-	-	-	-	-
Total	-	-	-	-	-	-	-	-	-
City of Plainwell, Precinct 1									
Polling	-	-	-	-	-	-	-	-	-
AVCB (if used)	-	-	-	-	-	-	-	-	-
Total	-	-	-	-	-	-	-	-	-
City of Saugatuck, Precinct 1									

Statement of Votes Cast
Allegan County, MI
2016 General Primary
SOVC For Jurisdiction Wide, All Counters, All Races

DEM D72 St Rep

	Reg. Voters	Times Counted	Total Votes	Dick Cunningham (DEM)		Steve Shoemaker (DEM)		Write-In Votes	
Polling	-	-	-	-	-	-	-	-	-
AVCB (if used)	-	-	-	-	-	-	-	-	-
Total	-	-	-	-	-	-	-	-	-
City of South Haven, Precinct 1									
Polling	-	-	-	-	-	-	-	-	-
AVCB (if used)	-	-	-	-	-	-	-	-	-
Total	-	-	-	-	-	-	-	-	-
City of Wayland, Precinct 1									
Polling	0	195	38	13	34.21%	25	65.79%	0	0.00%
AVCB (if used)	0	199	65	30	46.15%	33	50.77%	2	3.08%
Total	0	394	103	43	41.75%	58	56.31%	2	1.94%
Total									
Polling	0	2736	253	71	28.06%	182	71.94%	0	0.00%
AVCB (if used)	0	377	95	38	40.00%	55	57.89%	2	2.11%
Total	0	3113	348	109	31.32%	237	68.10%	2	0.57%

Statement of Votes Cast
Allegan County, MI
2016 General Primary
SOVC For Jurisdiction Wide, All Counters, All Races

	DEM D80 St Rep						
	Reg. Voters	Times Counted	Total Votes	John Andrysiak (DEM)		Write-In Votes	
Jurisdiction Wide							
Allegan Township, Precinct 1							
Polling	0	537	78	78	100.00%	0	0.00%
AVCB (if used)	0	0	0	0	-	0	-
Total	0	537	78	78	100.00%	0	0.00%
Allegan Township, Precinct 2							
Polling	0	209	24	24	100.00%	0	0.00%
AVCB (if used)	0	0	0	0	-	0	-
Total	0	209	24	24	100.00%	0	0.00%
Casco Township, Precinct 1							
Polling	0	285	56	56	100.00%	0	0.00%
AVCB (if used)	0	0	0	0	-	0	-
Total	0	285	56	56	100.00%	0	0.00%
Cheshire Township, Precinct 1							
Polling	0	202	52	50	96.15%	2	3.85%
AVCB (if used)	0	0	0	0	-	0	-
Total	0	202	52	50	96.15%	2	3.85%
Clyde Township, Precinct 1							
Polling	0	150	24	24	100.00%	0	0.00%
AVCB (if used)	0	0	0	0	-	0	-
Total	0	150	24	24	100.00%	0	0.00%
Dorr Township, Precinct 1							
Polling	-	-	-	-	-	-	-
AVCB (if used)	-	-	-	-	-	-	-
Total	-	-	-	-	-	-	-
Dorr Township, Precinct 2							
Polling	-	-	-	-	-	-	-
AVCB (if used)	-	-	-	-	-	-	-
Total	-	-	-	-	-	-	-
Dorr Township, Precinct 3							
Polling	-	-	-	-	-	-	-
AVCB (if used)	-	-	-	-	-	-	-
Total	-	-	-	-	-	-	-
Fillmore Township, Precinct 1							
Polling	0	399	21	21	100.00%	0	0.00%
AVCB (if used)	0	0	0	0	-	0	-
Total	0	399	21	21	100.00%	0	0.00%
Ganges Township, Precinct 1							
Polling	0	400	72	72	100.00%	0	0.00%
AVCB (if used)	0	0	0	0	-	0	-
Total	0	400	72	72	100.00%	0	0.00%
Gunplain Township, Precinct 1							
Polling	0	179	28	27	96.43%	1	3.57%
AVCB (if used)	0	234	42	42	100.00%	0	0.00%
Total	0	413	70	69	98.57%	1	1.43%
Gunplain Township, Precinct 2							
Polling	0	126	24	24	100.00%	0	0.00%
AVCB (if used)	0	105	23	23	100.00%	0	0.00%
Total	0	231	47	47	100.00%	0	0.00%
Heath Township, Precinct 1							
Polling	0	374	36	36	100.00%	0	0.00%
AVCB (if used)	0	0	0	0	-	0	-
Total	0	374	36	36	100.00%	0	0.00%
Hopkins Township, Precinct 1							
Polling	0	342	15	14	93.33%	1	6.67%
AVCB (if used)	0	0	0	0	-	0	-
Total	0	342	15	14	93.33%	1	6.67%
Laketown Township, Precinct 1							

Statement of Votes Cast
Allegan County, MI
2016 General Primary
SOVC For Jurisdiction Wide, All Counters, All Races

DEM D80 St Rep

	Reg. Voters	Times Counted	Total Votes	John Andrysiak (DEM)		Write-In Votes	
Polling	0	433	92	92	100.00%	0	0.00%
AVCB (if used)	0	112	21	21	100.00%	0	0.00%
Total	0	545	113	113	100.00%	0	0.00%
Laketown Township, Precinct 2							
Polling	0	511	64	64	100.00%	0	0.00%
AVCB (if used)	0	253	21	21	100.00%	0	0.00%
Total	0	764	85	85	100.00%	0	0.00%
Laketown Township, Precinct 3							
Polling	0	167	45	45	100.00%	0	0.00%
AVCB (if used)	0	39	7	7	100.00%	0	0.00%
Total	0	206	52	52	100.00%	0	0.00%
Lee Township, Precinct 1							
Polling	0	152	43	42	97.67%	1	2.33%
AVCB (if used)	0	0	0	0	-	0	-
Total	0	152	43	42	97.67%	1	2.33%
Leighton Township, Precinct 1							
Polling	-	-	-	-	-	-	-
AVCB (if used)	-	-	-	-	-	-	-
Total	-	-	-	-	-	-	-
Leighton Township, Precinct 2							
Polling	-	-	-	-	-	-	-
AVCB (if used)	-	-	-	-	-	-	-
Total	-	-	-	-	-	-	-
Manlius Township, Precinct 1							
Polling	0	500	25	25	100.00%	0	0.00%
AVCB (if used)	0	0	0	0	-	0	-
Total	0	500	25	25	100.00%	0	0.00%
Martin Township, Precinct 1							
Polling	0	533	72	72	100.00%	0	0.00%
AVCB (if used)	0	0	0	0	-	0	-
Total	0	533	72	72	100.00%	0	0.00%
Monterey Township, Precinct 1							
Polling	0	468	25	25	100.00%	0	0.00%
AVCB (if used)	0	0	0	0	-	0	-
Total	0	468	25	25	100.00%	0	0.00%
Otsego Township, Precinct 1							
Polling	0	206	30	30	100.00%	0	0.00%
AVCB (if used)	0	244	27	27	100.00%	0	0.00%
Total	0	450	57	57	100.00%	0	0.00%
Otsego Township, Precinct 2							
Polling	0	114	20	20	100.00%	0	0.00%
AVCB (if used)	0	191	30	30	100.00%	0	0.00%
Total	0	305	50	50	100.00%	0	0.00%
Overisel Township, Precinct 1							
Polling	0	399	10	10	100.00%	0	0.00%
AVCB (if used)	0	0	0	0	-	0	-
Total	0	399	10	10	100.00%	0	0.00%
Salem Township, Precinct 1							
Polling	0	364	7	7	100.00%	0	0.00%
AVCB (if used)	0	0	0	0	-	0	-
Total	0	364	7	7	100.00%	0	0.00%
Salem Township, Precinct 2							
Polling	0	273	26	26	100.00%	0	0.00%
AVCB (if used)	0	0	0	0	-	0	-
Total	0	273	26	26	100.00%	0	0.00%
Saugatuck Township, Precinct 1							
Polling	0	522	116	116	100.00%	0	0.00%
AVCB (if used)	0	0	0	0	-	0	-

Statement of Votes Cast
Allegan County, MI
2016 General Primary
SOVC For Jurisdiction Wide, All Counters, All Races

DEM D80 St Rep

	Reg. Voters	Times Counted	Total Votes	John Andrysiak (DEM)		Write-In Votes	
Total	0	522	116	116	100.00%	0	0.00%
Trowbridge Township, Precinct 1							
Polling	0	396	60	60	100.00%	0	0.00%
AVCB (if used)	0	0	0	0	-	0	-
Total	0	396	60	60	100.00%	0	0.00%
Valley Township, Precinct 1							
Polling	0	249	43	43	100.00%	0	0.00%
AVCB (if used)	0	0	0	0	-	0	-
Total	0	249	43	43	100.00%	0	0.00%
Watson Township, Precinct 1							
Polling	0	263	70	70	100.00%	0	0.00%
AVCB (if used)	0	0	0	0	-	0	-
Total	0	263	70	70	100.00%	0	0.00%
Wayland Township, Precinct 1							
Polling	-	-	-	-	-	-	-
AVCB (if used)	-	-	-	-	-	-	-
Total	-	-	-	-	-	-	-
City of Allegan, Precinct 1							
Polling	0	192	43	43	100.00%	0	0.00%
AVCB (if used)	0	0	0	0	-	0	-
Total	0	192	43	43	100.00%	0	0.00%
City of Allegan, Precinct 2							
Polling	0	420	72	72	100.00%	0	0.00%
AVCB (if used)	0	0	0	0	-	0	-
Total	0	420	72	72	100.00%	0	0.00%
City of Village of Douglas, Precinct 1							
Polling	0	177	75	75	100.00%	0	0.00%
AVCB (if used)	0	0	0	0	-	0	-
Total	0	177	75	75	100.00%	0	0.00%
City of Fennville, Precinct 1							
Polling	0	26	26	26	100.00%	0	0.00%
AVCB (if used)	0	0	0	0	-	0	-
Total	0	26	26	26	100.00%	0	0.00%
City of Holland, Ward 4, Precinct 9							
Polling	0	92	92	92	100.00%	0	0.00%
AVCB (if used)	0	0	0	0	-	0	-
Total	0	92	92	92	100.00%	0	0.00%
City of Holland, Ward 5, Precinct 11							
Polling	0	67	67	67	100.00%	0	0.00%
AVCB (if used)	0	0	0	0	-	0	-
Total	0	67	67	67	100.00%	0	0.00%
City of Holland, Ward 5, Precinct 12							
Polling	0	65	65	65	100.00%	0	0.00%
AVCB (if used)	0	0	0	0	-	0	-
Total	0	65	65	65	100.00%	0	0.00%
City of Holland, Ward 5, Precinct 13							
Polling	0	53	53	53	100.00%	0	0.00%
AVCB (if used)	0	0	0	0	-	0	-
Total	0	53	53	53	100.00%	0	0.00%
City of Otsego, Precinct 1							
Polling	0	466	102	102	100.00%	0	0.00%
AVCB (if used)	0	0	0	0	-	0	-
Total	0	466	102	102	100.00%	0	0.00%
City of Plainwell, Precinct 1							
Polling	0	222	51	51	100.00%	0	0.00%
AVCB (if used)	0	0	0	0	-	0	-
Total	0	222	51	51	100.00%	0	0.00%
City of Saugatuck, Precinct 1							

Statement of Votes Cast
Allegan County, MI
2016 General Primary
SOVC For Jurisdiction Wide, All Counters, All Races

	DEM D80 St Rep						
	Reg. Voters	Times Counted	Total Votes	John Andrysiak (DEM)		Write-In Votes	
Polling	0	162	55	55	100.00%	0	0.00%
AVCB (if used)	0	0	0	0	-	0	-
Total	0	162	55	55	100.00%	0	0.00%
City of South Haven, Precinct 1							
Polling	0	2	2	2	100.00%	0	0.00%
AVCB (if used)	0	0	0	0	-	0	-
Total	0	2	2	2	100.00%	0	0.00%
City of Wayland, Precinct 1							
Polling	-	-	-	-	-	-	-
AVCB (if used)	-	-	-	-	-	-	-
Total	-	-	-	-	-	-	-
Total							
Polling	0	10697	1881	1876	99.73%	5	0.27%
AVCB (if used)	0	1178	171	171	100.00%	0	0.00%
Total	0	11875	2052	2047	99.76%	5	0.24%

Statement of Votes Cast
Allegan County, MI
2016 General Primary
SOVC For 58th Judicial, All Counters, All Races

				NP D58 District Judge								
	Reg. Voters	Times Counted	Total Votes	Vernon D. Helder		Craig A. Jenison		Judy K. Mulder		Write-In Votes		
Jurisdiction Wide												
City of Holland, Ward 4, Precinct 9												
Polling	0	272	272	124	45.59%	25	9.19%	123	45.22%	0	0.00%	
AVCB (if used)	0	0	0	0	-	0	-	0	-	0		
Total	0	272	272	124	45.59%	25	9.19%	123	45.22%	0	0.00%	
City of Holland, Ward 5, Precinct 11												
Polling	0	196	196	89	45.41%	22	11.22%	85	43.37%	0	0.00%	
AVCB (if used)	0	0	0	0	-	0	-	0	-	0		
Total	0	196	196	89	45.41%	22	11.22%	85	43.37%	0	0.00%	
City of Holland, Ward 5, Precinct 12												
Polling	0	280	280	138	49.29%	34	12.14%	108	38.57%	0	0.00%	
AVCB (if used)	0	0	0	0	-	0	-	0	-	0		
Total	0	280	280	138	49.29%	34	12.14%	108	38.57%	0	0.00%	
City of Holland, Ward 5, Precinct 13												
Polling	0	174	174	61	35.06%	31	17.82%	82	47.13%	0	0.00%	
AVCB (if used)	0	0	0	0	-	0	-	0	-	0		
Total	0	174	174	61	35.06%	31	17.82%	82	47.13%	0	0.00%	
Total												
Polling	0	922	922	412	44.69%	112	12.15%	398	43.17%	0	0.00%	
AVCB (if used)	0	0	0	0	-	0	-	0	-	0		
Total	0	922	922	412	44.69%	112	12.15%	398	43.17%	0	0.00%	

Election Summary Report
Allegan County, MI
2016 General Primary
Summary For Jurisdiction Wide, All Counters, All Races

Registered Voters 0 - Cards Cast 14683 0.00% Num. Report Precinct 46 - Num. Reporting 46 100.00%

DEM Del Wayland 1	DEM Total	
Number of Precincts	1	
Precincts Reporting	1	100.0 %
Times Counted	349/0	
Total Votes	2	
Write-in Votes	2	100.00%

NP D58 District Judge	Total	
Number of Precincts	4	
Precincts Reporting	4	100.0 %
Times Counted	922/0	
Total Votes	922	
Vernon D. Helder	412	44.69%
Craig A. Jenison	112	12.15%
Judy K. Mulder	398	43.17%
Write-in Votes	0	0.00%

Otsego City Prop	Total	
Number of Precincts	1	
Precincts Reporting	1	100.0 %
Times Counted	466/0	
Total Votes	457	
YES	272	59.52%
NO	185	40.48%

C Wayland Waste Prop	Total	
Number of Precincts	1	
Precincts Reporting	1	100.0 %
Times Counted	394/0	
Total Votes	334	
YES	225	67.37%
NO	109	32.63%

Allegan Twp Road Prop	Total	
Number of Precincts	2	
Precincts Reporting	2	100.0 %
Times Counted	746/0	
Total Votes	695	
YES	535	76.98%
NO	160	23.02%

Statement of Votes Cast
Alpena County, MI
2016 General Primary
SOVC For Jurisdiction Wide, All Counters, All Races
August 2, 2016
Primary Election

	TURN OUT		
	Reg. Voters	Cards Cast	% Turnout
Jurisdiction Wide			
City of Alpena, Precinct 1	2521	300	11.90%
City of Alpena, Precinct 3	1356	293	21.61%
City of Alpena, Precinct 4	1338	322	24.07%
City of Alpena, Precinct 5	1332	399	29.95%
City of Alpena, Precinct 6	1574	326	20.71%
Alpena Township, Precinct 1	1426	307	21.53%
Alpena Township, Precinct 2	1712	482	28.15%
Alpena Township, Precinct 3	1717	503	29.30%
Alpena Township, Precinct 4	1115	265	23.77%
Alpena Township, Precinct 5	1516	473	31.20%
Green Township, Precinct 1	924	175	18.94%
Long Rapids Township, Precinct 1	800	200	25.00%
Maple Ridge Township, Precinct 1	1276	282	22.10%
Ossineke Township, Precinct 1	1374	272	19.80%
Sanborn Township, Precinct 1	1551	344	22.18%
Wellington Township, Precinct 1	190	59	31.05%
Wilson Township, Precinct 1	1526	383	25.10%
PRESQUE ISLE Krakow Township P1A	1591	19	1.19%
PRESQUE ISLE Presque Isle Township P1	68	511	751.47%
Total	24907	5915	23.75%

RECEIVED
ALPENA COUNTY CLERK
2016 AUG -8 AM 10:49
ELECTIONS/VITAL RECS

Statement of Votes Cast
Alpena County, MI
2016 General Primary
SOVC For Jurisdiction Wide, All Counters, All Races
August 2, 2016
Primary Election

	REP D1 Congress								
	Reg. Voters	Times Counted	Total Votes	Jason Allen (REP)		Jack Bergman (REP)		Tom Casperson (REP)	
Jurisdiction Wide									
City of Alpena, Precinct 1	2521	300	142	37	26.06%	72	50.70%	33	23.24%
City of Alpena, Precinct 3	1356	293	148	57	38.51%	62	41.89%	29	19.59%
City of Alpena, Precinct 4	1338	322	161	64	39.75%	59	36.65%	38	23.60%
City of Alpena, Precinct 5	1332	399	212	80	37.74%	96	45.28%	36	16.98%
City of Alpena, Precinct 6	1574	326	157	50	31.85%	75	47.77%	32	20.38%
Alpena Township, Precinct 1	1426	307	157	51	32.48%	71	45.22%	35	22.29%
Alpena Township, Precinct 2	1712	482	201	76	37.81%	77	38.31%	48	23.88%
Alpena Township, Precinct 3	1717	503	243	85	34.98%	105	43.21%	52	21.40%
Alpena Township, Precinct 4	1115	265	106	44	41.51%	37	34.91%	24	22.64%
Alpena Township, Precinct 5	1516	473	219	71	32.42%	105	47.95%	43	19.63%
Green Township, Precinct 1	924	175	113	38	33.63%	41	36.28%	34	30.09%
Long Rapids Township, Precinct 1	800	200	117	46	39.32%	40	34.19%	31	26.50%
Maple Ridge Township, Precinct 1	1276	282	160	54	33.75%	56	35.00%	49	30.63%
Ossineke Township, Precinct 1	1374	272	201	72	35.82%	65	32.34%	63	31.34%
Sanborn Township, Precinct 1	1551	344	196	64	32.65%	61	31.12%	71	36.22%
Wellington Township, Precinct 1	190	59	44	10	22.73%	15	34.09%	19	43.18%
Wilson Township, Precinct 1	1526	383	296	107	36.15%	110	37.16%	79	26.69%
PRESQUE ISLE Krakow Township P1A	-	-	-	-	-	-	-	-	-
PRESQUE ISLE Presque Isle Township P1	-	-	-	-	-	-	-	-	-
Total	23248	5385	2873	1006	35.02%	1147	39.92%	716	24.92%

Statement of Votes Cast
Alpena County, MI
2016 General Primary
SOVC For Jurisdiction Wide, All Counters, All Races
August 2, 2016
Primary Election

	REP D1 Congress	
	Write-In Votes	
Jurisdiction Wide		
City of Alpena, Precinct 1	0	0.00%
City of Alpena, Precinct 3	0	0.00%
City of Alpena, Precinct 4	0	0.00%
City of Alpena, Precinct 5	0	0.00%
City of Alpena, Precinct 6	0	0.00%
Alpena Township, Precinct 1	0	0.00%
Alpena Township, Precinct 2	0	0.00%
Alpena Township, Precinct 3	1	0.41%
Alpena Township, Precinct 4	1	0.94%
Alpena Township, Precinct 5	0	0.00%
Green Township, Precinct 1	0	0.00%
Long Rapids Township, Precinct 1	0	0.00%
Maple Ridge Township, Precinct 1	1	0.63%
Ossineke Township, Precinct 1	1	0.50%
Sanborn Township, Precinct 1	0	0.00%
Wellington Township, Precinct 1	0	0.00%
Wilson Township, Precinct 1	0	0.00%
PRESQUE ISLE Krakow Township P1A	-	-
PRESQUE ISLE Presque Isle Township P1	-	-
Total	4	0.14%

Statement of Votes Cast
Alpena County, MI
2016 General Primary
SOVC For Jurisdiction Wide, All Counters, All Races
August 2, 2016
Primary Election

	REP D106 Representative								
	Reg. Voters	Times Counted	Total Votes	Sue Allor (REP)		David Ladd Chandler (REP)		Jackie Krawczak (REP)	
Jurisdiction Wide									
City of Alpena, Precinct 1	2521	300	145	20	13.79%	8	5.52%	67	46.21%
City of Alpena, Precinct 3	1356	293	152	23	15.13%	6	3.95%	72	47.37%
City of Alpena, Precinct 4	1338	322	164	27	16.46%	4	2.44%	100	60.98%
City of Alpena, Precinct 5	1332	399	218	32	14.68%	9	4.13%	99	45.41%
City of Alpena, Precinct 6	1574	326	167	15	8.98%	5	2.99%	75	44.91%
Alpena Township, Precinct 1	1426	307	165	16	9.70%	7	4.24%	92	55.76%
Alpena Township, Precinct 2	1712	482	208	26	12.50%	4	1.92%	120	57.69%
Alpena Township, Precinct 3	1717	503	259	39	15.06%	5	1.93%	168	64.86%
Alpena Township, Precinct 4	1115	265	112	18	16.07%	5	4.46%	64	57.14%
Alpena Township, Precinct 5	1516	473	225	21	9.33%	7	3.11%	133	59.11%
Green Township, Precinct 1	924	175	112	31	27.68%	5	4.46%	55	49.11%
Long Rapids Township, Precinct 1	800	200	121	15	12.40%	8	6.61%	75	61.98%
Maple Ridge Township, Precinct 1	1276	282	172	19	11.05%	9	5.23%	105	61.05%
Ossineke Township, Precinct 1	1374	272	205	56	27.32%	17	8.29%	88	42.93%
Sanborn Township, Precinct 1	1551	344	203	40	19.70%	8	3.94%	93	45.81%
Wellington Township, Precinct 1	190	59	46	15	32.61%	3	6.52%	24	52.17%
Wilson Township, Precinct 1	1526	383	308	65	21.10%	19	6.17%	153	49.68%
PRESQUE ISLE Krakow Township P1A	-	-	-	-	-	-	-	-	-
PRESQUE ISLE Presque Isle Township P1	-	-	-	-	-	-	-	-	-
Total	23248	5385	2982	478	16.03%	129	4.33%	1583	53.09%

Statement of Votes Cast
Alpena County, MI
2016 General Primary
SOVC For Jurisdiction Wide, All Counters, All Races
August 2, 2016
Primary Election

	REP D106 Representative				REP Prosecuting Atty			
	Jesse Osmer (REP)		Write-In Votes		Reg. Voters	Times Counted	Total Votes	Write-In Votes
Jurisdiction Wide								
City of Alpena, Precinct 1	50	34.48%	0	0.00%	2521	300	12	12 100.00%
City of Alpena, Precinct 3	51	33.55%	0	0.00%	1356	293	9	9 100.00%
City of Alpena, Precinct 4	33	20.12%	0	0.00%	1338	322	19	19 100.00%
City of Alpena, Precinct 5	78	35.78%	0	0.00%	1332	399	13	13 100.00%
City of Alpena, Precinct 6	72	43.11%	0	0.00%	1574	326	11	11 100.00%
Alpena Township, Precinct 1	49	29.70%	1	0.61%	1426	307	10	10 100.00%
Alpena Township, Precinct 2	58	27.88%	0	0.00%	1712	482	14	14 100.00%
Alpena Township, Precinct 3	47	18.15%	0	0.00%	1717	503	11	11 100.00%
Alpena Township, Precinct 4	25	22.32%	0	0.00%	1115	265	11	11 100.00%
Alpena Township, Precinct 5	64	28.44%	0	0.00%	1516	473	15	15 100.00%
Green Township, Precinct 1	21	18.75%	0	0.00%	924	175	5	5 100.00%
Long Rapids Township, Precinct 1	23	19.01%	0	0.00%	800	200	6	6 100.00%
Maple Ridge Township, Precinct 1	39	22.67%	0	0.00%	1276	282	9	9 100.00%
Ossineke Township, Precinct 1	44	21.46%	0	0.00%	1374	272	12	12 100.00%
Sanborn Township, Precinct 1	62	30.54%	0	0.00%	1551	344	12	12 100.00%
Wellington Township, Precinct 1	4	8.70%	0	0.00%	190	59	1	1 100.00%
Wilson Township, Precinct 1	71	23.05%	0	0.00%	1526	383	13	13 100.00%
PRESQUE ISLE Krakow Township P1A	-	-	-	-	-	-	-	- -
PRESQUE ISLE Presque Isle Township P1	-	-	-	-	-	-	-	- -
Total	791	26.53%	1	0.03%	23248	5385	183	183 100.00%

Statement of Votes Cast
Alpena County, MI
2016 General Primary
SOVC For Jurisdiction Wide, All Counters, All Races
August 2, 2016
Primary Election

	REP County Sheriff						
	Reg. Voters	Times Counted	Total Votes	Steven J Kieliszewsi (REP)		Write-In Votes	
Jurisdiction Wide							
City of Alpena, Precinct 1	2521	300	134	132	98.51%	2	1.49%
City of Alpena, Precinct 3	1356	293	132	131	99.24%	1	0.76%
City of Alpena, Precinct 4	1338	322	146	145	99.32%	1	0.68%
City of Alpena, Precinct 5	1332	399	199	198	99.50%	1	0.50%
City of Alpena, Precinct 6	1574	326	143	142	99.30%	1	0.70%
Alpena Township, Precinct 1	1426	307	148	146	98.65%	2	1.35%
Alpena Township, Precinct 2	1712	482	186	185	99.46%	1	0.54%
Alpena Township, Precinct 3	1717	503	232	232	100.00%	0	0.00%
Alpena Township, Precinct 4	1115	265	98	97	98.98%	1	1.02%
Alpena Township, Precinct 5	1516	473	198	198	100.00%	0	0.00%
Green Township, Precinct 1	924	175	105	105	100.00%	0	0.00%
Long Rapids Township, Precinct 1	800	200	117	117	100.00%	0	0.00%
Maple Ridge Township, Precinct 1	1276	282	153	152	99.35%	1	0.65%
Ossineke Township, Precinct 1	1374	272	173	172	99.42%	1	0.58%
Sanborn Township, Precinct 1	1551	344	184	184	100.00%	0	0.00%
Wellington Township, Precinct 1	190	59	42	42	100.00%	0	0.00%
Wilson Township, Precinct 1	1526	383	277	275	99.28%	2	0.72%
PRESQUE ISLE Krakow Township P1A	-	-	-	-	-	-	-
PRESQUE ISLE Presque Isle Township P1	-	-	-	-	-	-	-
Total	23248	5385	2667	2653	99.48%	14	0.52%

Statement of Votes Cast
Alpena County, MI
2016 General Primary
SOVC For Jurisdiction Wide, All Counters, All Races
August 2, 2016
Primary Election

	REP County Clerk						
	Reg. Voters	Times Counted	Total Votes	Bonnie Friedrichs (REP)		Write-In Votes	
Jurisdiction Wide							
City of Alpena, Precinct 1	2521	300	128	127	99.22%	1	0.78%
City of Alpena, Precinct 3	1356	293	136	134	98.53%	2	1.47%
City of Alpena, Precinct 4	1338	322	138	138	100.00%	0	0.00%
City of Alpena, Precinct 5	1332	399	192	191	99.48%	1	0.52%
City of Alpena, Precinct 6	1574	326	134	133	99.25%	1	0.75%
Alpena Township, Precinct 1	1426	307	135	135	100.00%	0	0.00%
Alpena Township, Precinct 2	1712	482	176	176	100.00%	0	0.00%
Alpena Township, Precinct 3	1717	503	220	219	99.55%	1	0.45%
Alpena Township, Precinct 4	1115	265	98	97	98.98%	1	1.02%
Alpena Township, Precinct 5	1516	473	184	181	98.37%	3	1.63%
Green Township, Precinct 1	924	175	98	98	100.00%	0	0.00%
Long Rapids Township, Precinct 1	800	200	114	114	100.00%	0	0.00%
Maple Ridge Township, Precinct 1	1276	282	146	145	99.32%	1	0.68%
Ossineke Township, Precinct 1	1374	272	176	175	99.43%	1	0.57%
Sanborn Township, Precinct 1	1551	344	176	176	100.00%	0	0.00%
Wellington Township, Precinct 1	190	59	40	40	100.00%	0	0.00%
Wilson Township, Precinct 1	1526	383	271	271	100.00%	0	0.00%
PRESQUE ISLE Krakow Township P1A	-	-	-	-	-	-	-
PRESQUE ISLE Presque Isle Township P1	-	-	-	-	-	-	-
Total	23248	5385	2562	2550	99.53%	12	0.47%

Statement of Votes Cast
Alpena County, MI
2016 General Primary
SOVC For Jurisdiction Wide, All Counters, All Races
August 2, 2016
Primary Election

	REP County Treasurer				
	Reg. Voters	Times Counted	Total Votes	Write-In Votes	
Jurisdiction Wide					
City of Alpena, Precinct 1	2521	300	15	15	100.00%
City of Alpena, Precinct 3	1356	293	7	7	100.00%
City of Alpena, Precinct 4	1338	322	15	15	100.00%
City of Alpena, Precinct 5	1332	399	13	13	100.00%
City of Alpena, Precinct 6	1574	326	11	11	100.00%
Alpena Township, Precinct 1	1426	307	9	9	100.00%
Alpena Township, Precinct 2	1712	482	12	12	100.00%
Alpena Township, Precinct 3	1717	503	9	9	100.00%
Alpena Township, Precinct 4	1115	265	9	9	100.00%
Alpena Township, Precinct 5	1516	473	19	19	100.00%
Green Township, Precinct 1	924	175	6	6	100.00%
Long Rapids Township, Precinct 1	800	200	5	5	100.00%
Maple Ridge Township, Precinct 1	1276	282	11	11	100.00%
Ossineke Township, Precinct 1	1374	272	14	14	100.00%
Sanborn Township, Precinct 1	1551	344	10	10	100.00%
Wellington Township, Precinct 1	190	59	1	1	100.00%
Wilson Township, Precinct 1	1526	383	12	12	100.00%
PRESQUE ISLE Krakow Township P1A	-	-	-	-	-
PRESQUE ISLE Presque Isle Township P1	-	-	-	-	-
Total	23248	5385	178	178	100.00%

Statement of Votes Cast
Alpena County, MI
2016 General Primary
SOVC For Jurisdiction Wide, All Counters, All Races
August 2, 2016
Primary Election

REP Register of Deeds

	Reg. Voters	Times Counted	Total Votes	Kathy J. Matash (REP)		Write-In Votes	
Jurisdiction Wide							
City of Alpena, Precinct 1	2521	300	130	130	100.00%	0	0.00%
City of Alpena, Precinct 3	1356	293	131	129	98.47%	2	1.53%
City of Alpena, Precinct 4	1338	322	138	138	100.00%	0	0.00%
City of Alpena, Precinct 5	1332	399	195	195	100.00%	0	0.00%
City of Alpena, Precinct 6	1574	326	135	134	99.26%	1	0.74%
Alpena Township, Precinct 1	1426	307	134	134	100.00%	0	0.00%
Alpena Township, Precinct 2	1712	482	173	173	100.00%	0	0.00%
Alpena Township, Precinct 3	1717	503	214	214	100.00%	0	0.00%
Alpena Township, Precinct 4	1115	265	99	98	98.99%	1	1.01%
Alpena Township, Precinct 5	1516	473	187	186	99.47%	1	0.53%
Green Township, Precinct 1	924	175	99	99	100.00%	0	0.00%
Long Rapids Township, Precinct 1	800	200	112	112	100.00%	0	0.00%
Maple Ridge Township, Precinct 1	1276	282	146	145	99.32%	1	0.68%
Ossineke Township, Precinct 1	1374	272	171	170	99.42%	1	0.58%
Sanborn Township, Precinct 1	1551	344	169	169	100.00%	0	0.00%
Wellington Township, Precinct 1	190	59	37	37	100.00%	0	0.00%
Wilson Township, Precinct 1	1526	383	265	265	100.00%	0	0.00%
PRESQUE ISLE Krakow Township P1A	-	-	-	-	-	-	-
PRESQUE ISLE Presque Isle Township P1	-	-	-	-	-	-	-
Total	23248	5385	2535	2528	99.72%	7	0.28%

Statement of Votes Cast
Alpena County, MI
2016 General Primary
SOVC For Jurisdiction Wide, All Counters, All Races
August 2, 2016
Primary Election

	REP Drain Commissioner						
	Reg. Voters	Times Counted	Total Votes	Gerald Fournier (REP)		Write-In Votes	
Jurisdiction Wide							
City of Alpena, Precinct 1	2521	300	125	125	100.00%	0	0.00%
City of Alpena, Precinct 3	1356	293	126	125	99.21%	1	0.79%
City of Alpena, Precinct 4	1338	322	136	135	99.26%	1	0.74%
City of Alpena, Precinct 5	1332	399	179	178	99.44%	1	0.56%
City of Alpena, Precinct 6	1574	326	123	122	99.19%	1	0.81%
Alpena Township, Precinct 1	1426	307	132	132	100.00%	0	0.00%
Alpena Township, Precinct 2	1712	482	158	157	99.37%	1	0.63%
Alpena Township, Precinct 3	1717	503	210	210	100.00%	0	0.00%
Alpena Township, Precinct 4	1115	265	92	90	97.83%	2	2.17%
Alpena Township, Precinct 5	1516	473	179	177	98.88%	2	1.12%
Green Township, Precinct 1	924	175	96	96	100.00%	0	0.00%
Long Rapids Township, Precinct 1	800	200	110	110	100.00%	0	0.00%
Maple Ridge Township, Precinct 1	1276	282	138	137	99.28%	1	0.72%
Ossineke Township, Precinct 1	1374	272	158	158	100.00%	0	0.00%
Sanborn Township, Precinct 1	1551	344	159	159	100.00%	0	0.00%
Wellington Township, Precinct 1	190	59	38	38	100.00%	0	0.00%
Wilson Township, Precinct 1	1526	383	259	259	100.00%	0	0.00%
PRESQUE ISLE Krakow Township P1A	-	-	-	-	-	-	-
PRESQUE ISLE Presque Isle Township P1	-	-	-	-	-	-	-
Total	23248	5385	2418	2408	99.59%	10	0.41%

Statement of Votes Cast
Alpena County, MI
2016 General Primary
SOVC For Jurisdiction Wide, All Counters, All Races
August 2, 2016
Primary Election

	REP D1 Commissioner								
	Reg. Voters	Times Counted	Total Votes	Mark John Hunter (REP)		Bradley McRoberts (REP)		Write-In Votes	
Jurisdiction Wide									
City of Alpena, Precinct 1	-	-	-	-	-	-	-	-	-
City of Alpena, Precinct 3	-	-	-	-	-	-	-	-	-
City of Alpena, Precinct 4	-	-	-	-	-	-	-	-	-
City of Alpena, Precinct 5	1332	399	211	68	32.23%	143	67.77%	0	0.00%
City of Alpena, Precinct 6	1574	326	154	49	31.82%	105	68.18%	0	0.00%
Alpena Township, Precinct 1	-	-	-	-	-	-	-	-	-
Alpena Township, Precinct 2	-	-	-	-	-	-	-	-	-
Alpena Township, Precinct 3	-	-	-	-	-	-	-	-	-
Alpena Township, Precinct 4	-	-	-	-	-	-	-	-	-
Alpena Township, Precinct 5	-	-	-	-	-	-	-	-	-
Green Township, Precinct 1	-	-	-	-	-	-	-	-	-
Long Rapids Township, Precinct 1	-	-	-	-	-	-	-	-	-
Maple Ridge Township, Precinct 1	-	-	-	-	-	-	-	-	-
Ossineke Township, Precinct 1	-	-	-	-	-	-	-	-	-
Sanborn Township, Precinct 1	-	-	-	-	-	-	-	-	-
Wellington Township, Precinct 1	-	-	-	-	-	-	-	-	-
Wilson Township, Precinct 1	-	-	-	-	-	-	-	-	-
PRESQUE ISLE Krakow Township P1A	-	-	-	-	-	-	-	-	-
PRESQUE ISLE Presque Isle Township P1	-	-	-	-	-	-	-	-	-
Total	2906	725	365	117	32.05%	248	67.95%	0	0.00%

Statement of Votes Cast
Alpena County, MI
2016 General Primary
SOVC For Jurisdiction Wide, All Counters, All Races
August 2, 2016
Primary Election

REP D2 Commissioner

	Reg. Voters	Times Counted	Total Votes	Write-In Votes	
Jurisdiction Wide					
City of Alpena, Precinct 1	2521	300	13	13	100.00%
City of Alpena, Precinct 3	-	-	-	-	-
City of Alpena, Precinct 4	-	-	-	-	-
City of Alpena, Precinct 5	-	-	-	-	-
City of Alpena, Precinct 6	-	-	-	-	-
Alpena Township, Precinct 1	-	-	-	-	-
Alpena Township, Precinct 2	-	-	-	-	-
Alpena Township, Precinct 3	-	-	-	-	-
Alpena Township, Precinct 4	-	-	-	-	-
Alpena Township, Precinct 5	-	-	-	-	-
Green Township, Precinct 1	-	-	-	-	-
Long Rapids Township, Precinct 1	-	-	-	-	-
Maple Ridge Township, Precinct 1	-	-	-	-	-
Ossineke Township, Precinct 1	-	-	-	-	-
Sanborn Township, Precinct 1	-	-	-	-	-
Wellington Township, Precinct 1	-	-	-	-	-
Wilson Township, Precinct 1	-	-	-	-	-
PRESQUE ISLE Krakow Township P1A	-	-	-	-	-
PRESQUE ISLE Presque Isle Township P1	-	-	-	-	-
Total	2521	300	13	13	100.00%

Statement of Votes Cast
Alpena County, MI
2016 General Primary
SOVC For Jurisdiction Wide, All Counters, All Races
August 2, 2016
Primary Election

	REP D3 Commissioner						
	Reg. Voters	Times Counted	Total Votes	Camille Nerkowski (REP)		Write-In Votes	
Jurisdiction Wide							
City of Alpena, Precinct 1	-	-	-	-	-	-	-
City of Alpena, Precinct 3	1356	293	121	117	96.69%	4	3.31%
City of Alpena, Precinct 4	1338	322	123	123	100.00%	0	0.00%
City of Alpena, Precinct 5	-	-	-	-	-	-	-
City of Alpena, Precinct 6	-	-	-	-	-	-	-
Alpena Township, Precinct 1	-	-	-	-	-	-	-
Alpena Township, Precinct 2	-	-	-	-	-	-	-
Alpena Township, Precinct 3	-	-	-	-	-	-	-
Alpena Township, Precinct 4	-	-	-	-	-	-	-
Alpena Township, Precinct 5	-	-	-	-	-	-	-
Green Township, Precinct 1	-	-	-	-	-	-	-
Long Rapids Township, Precinct 1	-	-	-	-	-	-	-
Maple Ridge Township, Precinct 1	-	-	-	-	-	-	-
Ossineke Township, Precinct 1	-	-	-	-	-	-	-
Sanborn Township, Precinct 1	-	-	-	-	-	-	-
Wellington Township, Precinct 1	-	-	-	-	-	-	-
Wilson Township, Precinct 1	-	-	-	-	-	-	-
PRESQUE ISLE Krakow Township P1A	-	-	-	-	-	-	-
PRESQUE ISLE Presque Isle Township P1	-	-	-	-	-	-	-
Total	2694	615	244	240	98.36%	4	1.64%

Statement of Votes Cast
Alpena County, MI
2016 General Primary
SOVC For Jurisdiction Wide, All Counters, All Races
August 2, 2016
Primary Election

	REP D4 Commissioner						
	Reg. Voters	Times Counted	Total Votes	Bill Peterson (REP)		Write-In Votes	
Jurisdiction Wide							
City of Alpena, Precinct 1	-	-	-	-	-	-	-
City of Alpena, Precinct 3	-	-	-	-	-	-	-
City of Alpena, Precinct 4	-	-	-	-	-	-	-
City of Alpena, Precinct 5	-	-	-	-	-	-	-
City of Alpena, Precinct 6	-	-	-	-	-	-	-
Alpena Township, Precinct 1	-	-	-	-	-	-	-
Alpena Township, Precinct 2	1712	482	167	167	100.00%	0	0.00%
Alpena Township, Precinct 3	1717	503	209	208	99.52%	1	0.48%
Alpena Township, Precinct 4	-	-	-	-	-	-	-
Alpena Township, Precinct 5	-	-	-	-	-	-	-
Green Township, Precinct 1	-	-	-	-	-	-	-
Long Rapids Township, Precinct 1	-	-	-	-	-	-	-
Maple Ridge Township, Precinct 1	-	-	-	-	-	-	-
Ossineke Township, Precinct 1	-	-	-	-	-	-	-
Sanborn Township, Precinct 1	-	-	-	-	-	-	-
Wellington Township, Precinct 1	-	-	-	-	-	-	-
Wilson Township, Precinct 1	-	-	-	-	-	-	-
PRESQUE ISLE Krakow Township P1A	-	-	-	-	-	-	-
PRESQUE ISLE Presque Isle Township P1	-	-	-	-	-	-	-
Total	3429	985	376	375	99.73%	1	0.27%

Statement of Votes Cast
Alpena County, MI
2016 General Primary
SOVC For Jurisdiction Wide, All Counters, All Races
August 2, 2016
Primary Election

	REP D5 Commissioner						
	Reg. Voters	Times Counted	Total Votes	Brenda Fournier (REP)		Write-In Votes	
Jurisdiction Wide							
City of Alpena, Precinct 1	-	-	-	-	-	-	-
City of Alpena, Precinct 3	-	-	-	-	-	-	-
City of Alpena, Precinct 4	-	-	-	-	-	-	-
City of Alpena, Precinct 5	-	-	-	-	-	-	-
City of Alpena, Precinct 6	-	-	-	-	-	-	-
Alpena Township, Precinct 1	-	-	-	-	-	-	-
Alpena Township, Precinct 2	-	-	-	-	-	-	-
Alpena Township, Precinct 3	-	-	-	-	-	-	-
Alpena Township, Precinct 4	1115	265	92	90	97.83%	2	2.17%
Alpena Township, Precinct 5	1516	473	181	180	99.45%	1	0.55%
Green Township, Precinct 1	-	-	-	-	-	-	-
Long Rapids Township, Precinct 1	-	-	-	-	-	-	-
Maple Ridge Township, Precinct 1	-	-	-	-	-	-	-
Ossineke Township, Precinct 1	-	-	-	-	-	-	-
Sanborn Township, Precinct 1	-	-	-	-	-	-	-
Wellington Township, Precinct 1	-	-	-	-	-	-	-
Wilson Township, Precinct 1	-	-	-	-	-	-	-
PRESQUE ISLE Krakow Township P1A	-	-	-	-	-	-	-
PRESQUE ISLE Presque Isle Township P1	-	-	-	-	-	-	-
Total	2631	738	273	270	98.90%	3	1.10%

Statement of Votes Cast
Alpena County, MI
2016 General Primary
SOVC For Jurisdiction Wide, All Counters, All Races
August 2, 2016
Primary Election

	REP D6 Commissioner						
	Reg. Voters	Times Counted	Total Votes	Ronald L. McDonald (REP)		Write-In Votes	
Jurisdiction Wide							
City of Alpena, Precinct 1	-	-	-	-	-	-	-
City of Alpena, Precinct 3	-	-	-	-	-	-	-
City of Alpena, Precinct 4	-	-	-	-	-	-	-
City of Alpena, Precinct 5	-	-	-	-	-	-	-
City of Alpena, Precinct 6	-	-	-	-	-	-	-
Alpena Township, Precinct 1	1426	307	133	133	100.00%	0	0.00%
Alpena Township, Precinct 2	-	-	-	-	-	-	-
Alpena Township, Precinct 3	-	-	-	-	-	-	-
Alpena Township, Precinct 4	-	-	-	-	-	-	-
Alpena Township, Precinct 5	-	-	-	-	-	-	-
Green Township, Precinct 1	-	-	-	-	-	-	-
Long Rapids Township, Precinct 1	429	95	44	43	97.73%	1	2.27%
Maple Ridge Township, Precinct 1	1276	282	146	144	98.63%	2	1.37%
Ossineke Township, Precinct 1	-	-	-	-	-	-	-
Sanborn Township, Precinct 1	-	-	-	-	-	-	-
Wellington Township, Precinct 1	-	-	-	-	-	-	-
Wilson Township, Precinct 1	-	-	-	-	-	-	-
PRESQUE ISLE Krakow Township P1A	-	-	-	-	-	-	-
PRESQUE ISLE Presque Isle Township P1	-	-	-	-	-	-	-
Total	3131	684	323	320	99.07%	3	0.93%

Statement of Votes Cast
Alpena County, MI
2016 General Primary
SOVC For Jurisdiction Wide, All Counters, All Races
August 2, 2016
Primary Election

	REP D7 Commissioner						
	Reg. Voters	Times Counted	Total Votes	Cameron Habermehl (REP)		Write-In Votes	
Jurisdiction Wide							
City of Alpena, Precinct 1	-	-	-	-	-	-	-
City of Alpena, Precinct 3	-	-	-	-	-	-	-
City of Alpena, Precinct 4	-	-	-	-	-	-	-
City of Alpena, Precinct 5	-	-	-	-	-	-	-
City of Alpena, Precinct 6	-	-	-	-	-	-	-
Alpena Township, Precinct 1	-	-	-	-	-	-	-
Alpena Township, Precinct 2	-	-	-	-	-	-	-
Alpena Township, Precinct 3	-	-	-	-	-	-	-
Alpena Township, Precinct 4	-	-	-	-	-	-	-
Alpena Township, Precinct 5	-	-	-	-	-	-	-
Green Township, Precinct 1	924	175	100	100	100.00%	0	0.00%
Long Rapids Township, Precinct 1	371	105	66	66	100.00%	0	0.00%
Maple Ridge Township, Precinct 1	-	-	-	-	-	-	-
Ossineke Township, Precinct 1	-	-	-	-	-	-	-
Sanborn Township, Precinct 1	-	-	-	-	-	-	-
Wellington Township, Precinct 1	190	59	33	33	100.00%	0	0.00%
Wilson Township, Precinct 1	1526	383	265	265	100.00%	0	0.00%
PRESQUE ISLE Krakow Township P1A	-	-	-	-	-	-	-
PRESQUE ISLE Presque Isle Township P1	-	-	-	-	-	-	-
Total	3011	722	464	464	100.00%	0	0.00%

Statement of Votes Cast
Alpena County, MI
2016 General Primary
SOVC For Jurisdiction Wide, All Counters, All Races
August 2, 2016
Primary Election

	REP D8 Commissioner						
	Reg. Voters	Times Counted	Total Votes	John Kozlowski (REP)		Write-In Votes	
Jurisdiction Wide							
City of Alpena, Precinct 1	-	-	-	-	-	-	-
City of Alpena, Precinct 3	-	-	-	-	-	-	-
City of Alpena, Precinct 4	-	-	-	-	-	-	-
City of Alpena, Precinct 5	-	-	-	-	-	-	-
City of Alpena, Precinct 6	-	-	-	-	-	-	-
Alpena Township, Precinct 1	-	-	-	-	-	-	-
Alpena Township, Precinct 2	-	-	-	-	-	-	-
Alpena Township, Precinct 3	-	-	-	-	-	-	-
Alpena Township, Precinct 4	-	-	-	-	-	-	-
Alpena Township, Precinct 5	-	-	-	-	-	-	-
Green Township, Precinct 1	-	-	-	-	-	-	-
Long Rapids Township, Precinct 1	-	-	-	-	-	-	-
Maple Ridge Township, Precinct 1	-	-	-	-	-	-	-
Ossineke Township, Precinct 1	1374	272	165	164	99.39%	1	0.61%
Sanborn Township, Precinct 1	1551	344	161	161	100.00%	0	0.00%
Wellington Township, Precinct 1	-	-	-	-	-	-	-
Wilson Township, Precinct 1	-	-	-	-	-	-	-
PRESQUE ISLE Krakow Township P1A	-	-	-	-	-	-	-
PRESQUE ISLE Presque Isle Township P1	-	-	-	-	-	-	-
Total	2925	616	326	325	99.69%	1	0.31%

Statement of Votes Cast
Alpena County, MI
2016 General Primary
SOVC For Jurisdiction Wide, All Counters, All Races
August 2, 2016
Primary Election

	REP Alpena Twp Supervisor						
	Reg. Voters	Times Counted	Total Votes	Nathan Skibbe (REP)		Write-In Votes	
Jurisdiction Wide							
City of Alpena, Precinct 1	-	-	-	-	-	-	-
City of Alpena, Precinct 3	-	-	-	-	-	-	-
City of Alpena, Precinct 4	-	-	-	-	-	-	-
City of Alpena, Precinct 5	-	-	-	-	-	-	-
City of Alpena, Precinct 6	-	-	-	-	-	-	-
Alpena Township, Precinct 1	1426	307	130	129	99.23%	1	0.77%
Alpena Township, Precinct 2	1712	482	158	157	99.37%	1	0.63%
Alpena Township, Precinct 3	1717	503	210	209	99.52%	1	0.48%
Alpena Township, Precinct 4	1115	265	96	91	94.79%	5	5.21%
Alpena Township, Precinct 5	1516	473	180	180	100.00%	0	0.00%
Green Township, Precinct 1	-	-	-	-	-	-	-
Long Rapids Township, Precinct 1	-	-	-	-	-	-	-
Maple Ridge Township, Precinct 1	-	-	-	-	-	-	-
Ossineke Township, Precinct 1	-	-	-	-	-	-	-
Sanborn Township, Precinct 1	-	-	-	-	-	-	-
Wellington Township, Precinct 1	-	-	-	-	-	-	-
Wilson Township, Precinct 1	-	-	-	-	-	-	-
PRESQUE ISLE Krakow Township P1A	-	-	-	-	-	-	-
PRESQUE ISLE Presque Isle Township P1	-	-	-	-	-	-	-
Total	7486	2030	774	766	98.97%	8	1.03%

Statement of Votes Cast
Alpena County, MI
2016 General Primary
SOVC For Jurisdiction Wide, All Counters, All Races
August 2, 2016
Primary Election

	REP Alpena Twp Clerk			
	Reg. Voters	Times Counted	Total Votes	Write-In Votes
Jurisdiction Wide				
City of Alpena, Precinct 1	-	-	-	-
City of Alpena, Precinct 3	-	-	-	-
City of Alpena, Precinct 4	-	-	-	-
City of Alpena, Precinct 5	-	-	-	-
City of Alpena, Precinct 6	-	-	-	-
Alpena Township, Precinct 1	1426	307	5	5 100.00%
Alpena Township, Precinct 2	1712	482	5	5 100.00%
Alpena Township, Precinct 3	1717	503	6	6 100.00%
Alpena Township, Precinct 4	1115	265	5	5 100.00%
Alpena Township, Precinct 5	1516	473	10	10 100.00%
Green Township, Precinct 1	-	-	-	-
Long Rapids Township, Precinct 1	-	-	-	-
Maple Ridge Township, Precinct 1	-	-	-	-
Ossineke Township, Precinct 1	-	-	-	-
Sanborn Township, Precinct 1	-	-	-	-
Wellington Township, Precinct 1	-	-	-	-
Wilson Township, Precinct 1	-	-	-	-
PRESQUE ISLE Krakow Township P1A	-	-	-	-
PRESQUE ISLE Presque Isle Township P1	-	-	-	-
Total	7486	2030	31	31 100.00%

Statement of Votes Cast
Alpena County, MI
2016 General Primary
SOVC For Jurisdiction Wide, All Counters, All Races
August 2, 2016
Primary Election

REP Alpena Twp Treasurer

	Reg. Voters	Times Counted	Total Votes	Genie Diamond (REP)		Laura Ellery-Somers (REP)		Write-In Votes	
Jurisdiction Wide									
City of Alpena, Precinct 1	-	-	-	-	-	-	-	-	-
City of Alpena, Precinct 3	-	-	-	-	-	-	-	-	-
City of Alpena, Precinct 4	-	-	-	-	-	-	-	-	-
City of Alpena, Precinct 5	-	-	-	-	-	-	-	-	-
City of Alpena, Precinct 6	-	-	-	-	-	-	-	-	-
Alpena Township, Precinct 1	1426	307	151	77	50.99%	74	49.01%	0	0.00%
Alpena Township, Precinct 2	1712	482	179	76	42.46%	103	57.54%	0	0.00%
Alpena Township, Precinct 3	1717	503	248	105	42.34%	142	57.26%	1	0.40%
Alpena Township, Precinct 4	1115	265	105	36	34.29%	69	65.71%	0	0.00%
Alpena Township, Precinct 5	1516	473	211	100	47.39%	111	52.61%	0	0.00%
Green Township, Precinct 1	-	-	-	-	-	-	-	-	-
Long Rapids Township, Precinct 1	-	-	-	-	-	-	-	-	-
Maple Ridge Township, Precinct 1	-	-	-	-	-	-	-	-	-
Ossineke Township, Precinct 1	-	-	-	-	-	-	-	-	-
Sanborn Township, Precinct 1	-	-	-	-	-	-	-	-	-
Wellington Township, Precinct 1	-	-	-	-	-	-	-	-	-
Wilson Township, Precinct 1	-	-	-	-	-	-	-	-	-
PRESQUE ISLE Krakow Township P1A	-	-	-	-	-	-	-	-	-
PRESQUE ISLE Presque Isle Township P1	-	-	-	-	-	-	-	-	-
Total	7486	2030	894	394	44.07%	499	55.82%	1	0.11%

Statement of Votes Cast
Alpena County, MI
2016 General Primary
SOVC For Jurisdiction Wide, All Counters, All Races
August 2, 2016
Primary Election

	REP Alpena Twp Trustee								
	Reg. Voters	Times Counted	Total Votes	Cash Kroll (REP)		Norman Poli (REP)		Nathan Thomson (REP)	
Jurisdiction Wide									
City of Alpena, Precinct 1	-	-	-	-	-	-	-	-	-
City of Alpena, Precinct 3	-	-	-	-	-	-	-	-	-
City of Alpena, Precinct 4	-	-	-	-	-	-	-	-	-
City of Alpena, Precinct 5	-	-	-	-	-	-	-	-	-
City of Alpena, Precinct 6	-	-	-	-	-	-	-	-	-
Alpena Township, Precinct 1	1426	307	306	97	31.70%	102	33.33%	105	34.31%
Alpena Township, Precinct 2	1712	482	299	103	34.45%	99	33.11%	94	31.44%
Alpena Township, Precinct 3	1717	503	426	129	30.28%	149	34.98%	146	34.27%
Alpena Township, Precinct 4	1115	265	192	63	32.81%	62	32.29%	66	34.38%
Alpena Township, Precinct 5	1516	473	361	124	34.35%	116	32.13%	119	32.96%
Green Township, Precinct 1	-	-	-	-	-	-	-	-	-
Long Rapids Township, Precinct 1	-	-	-	-	-	-	-	-	-
Maple Ridge Township, Precinct 1	-	-	-	-	-	-	-	-	-
Ossineke Township, Precinct 1	-	-	-	-	-	-	-	-	-
Sanborn Township, Precinct 1	-	-	-	-	-	-	-	-	-
Wellington Township, Precinct 1	-	-	-	-	-	-	-	-	-
Wilson Township, Precinct 1	-	-	-	-	-	-	-	-	-
PRESQUE ISLE Krakow Township P1A	-	-	-	-	-	-	-	-	-
PRESQUE ISLE Presque Isle Township P1	-	-	-	-	-	-	-	-	-
Total	7486	2030	1584	516	32.58%	528	33.33%	530	33.46%

Statement of Votes Cast
Alpena County, MI
2016 General Primary
SOVC For Jurisdiction Wide, All Counters, All Races
August 2, 2016
Primary Election

	REP Alpena Twp Trustee		REP Green Twp Supervisor						
	Write-In Votes		Reg. Voters	Times Counted	Total Votes	Eric G. Smith (REP)		Write-In Votes	
Jurisdiction Wide									
City of Alpena, Precinct 1	-	-	-	-	-	-	-	-	-
City of Alpena, Precinct 3	-	-	-	-	-	-	-	-	-
City of Alpena, Precinct 4	-	-	-	-	-	-	-	-	-
City of Alpena, Precinct 5	-	-	-	-	-	-	-	-	-
City of Alpena, Precinct 6	-	-	-	-	-	-	-	-	-
Alpena Township, Precinct 1	2	0.65%	-	-	-	-	-	-	-
Alpena Township, Precinct 2	3	1.00%	-	-	-	-	-	-	-
Alpena Township, Precinct 3	2	0.47%	-	-	-	-	-	-	-
Alpena Township, Precinct 4	1	0.52%	-	-	-	-	-	-	-
Alpena Township, Precinct 5	2	0.55%	-	-	-	-	-	-	-
Green Township, Precinct 1	-	-	924	175	88	88	100.00%	0	0.00%
Long Rapids Township, Precinct 1	-	-	-	-	-	-	-	-	-
Maple Ridge Township, Precinct 1	-	-	-	-	-	-	-	-	-
Ossineke Township, Precinct 1	-	-	-	-	-	-	-	-	-
Sanborn Township, Precinct 1	-	-	-	-	-	-	-	-	-
Wellington Township, Precinct 1	-	-	-	-	-	-	-	-	-
Wilson Township, Precinct 1	-	-	-	-	-	-	-	-	-
PRESQUE ISLE Krakow Township P1A	-	-	-	-	-	-	-	-	-
PRESQUE ISLE Presque Isle Township P1	-	-	-	-	-	-	-	-	-
Total	10	0.63%	924	175	88	88	100.00%	0	0.00%

Statement of Votes Cast
Alpena County, MI
2016 General Primary
SOVC For Jurisdiction Wide, All Counters, All Races
August 2, 2016
Primary Election

	REP Green Twp Clerk						
	Reg. Voters	Times Counted	Total Votes	Melony Sumerix (REP)		Write-In Votes	
Jurisdiction Wide							
City of Alpena, Precinct 1	-	-	-	-	-	-	-
City of Alpena, Precinct 3	-	-	-	-	-	-	-
City of Alpena, Precinct 4	-	-	-	-	-	-	-
City of Alpena, Precinct 5	-	-	-	-	-	-	-
City of Alpena, Precinct 6	-	-	-	-	-	-	-
Alpena Township, Precinct 1	-	-	-	-	-	-	-
Alpena Township, Precinct 2	-	-	-	-	-	-	-
Alpena Township, Precinct 3	-	-	-	-	-	-	-
Alpena Township, Precinct 4	-	-	-	-	-	-	-
Alpena Township, Precinct 5	-	-	-	-	-	-	-
Green Township, Precinct 1	924	175	89	89	100.00%	0	0.00%
Long Rapids Township, Precinct 1	-	-	-	-	-	-	-
Maple Ridge Township, Precinct 1	-	-	-	-	-	-	-
Ossineke Township, Precinct 1	-	-	-	-	-	-	-
Sanborn Township, Precinct 1	-	-	-	-	-	-	-
Wellington Township, Precinct 1	-	-	-	-	-	-	-
Wilson Township, Precinct 1	-	-	-	-	-	-	-
PRESQUE ISLE Krakow Township P1A	-	-	-	-	-	-	-
PRESQUE ISLE Presque Isle Township P1	-	-	-	-	-	-	-
Total	924	175	89	89	100.00%	0	0.00%

Statement of Votes Cast
Alpena County, MI
2016 General Primary
SOVC For Jurisdiction Wide, All Counters, All Races
August 2, 2016
Primary Election

	REP Green Twp Treasurer						
	Reg. Voters	Times Counted	Total Votes	Bekki Smith (REP)		Write-In Votes	
Jurisdiction Wide							
City of Alpena, Precinct 1	-	-	-	-	-	-	-
City of Alpena, Precinct 3	-	-	-	-	-	-	-
City of Alpena, Precinct 4	-	-	-	-	-	-	-
City of Alpena, Precinct 5	-	-	-	-	-	-	-
City of Alpena, Precinct 6	-	-	-	-	-	-	-
Alpena Township, Precinct 1	-	-	-	-	-	-	-
Alpena Township, Precinct 2	-	-	-	-	-	-	-
Alpena Township, Precinct 3	-	-	-	-	-	-	-
Alpena Township, Precinct 4	-	-	-	-	-	-	-
Alpena Township, Precinct 5	-	-	-	-	-	-	-
Green Township, Precinct 1	924	175	89	89	100.00%	0	0.00%
Long Rapids Township, Precinct 1	-	-	-	-	-	-	-
Maple Ridge Township, Precinct 1	-	-	-	-	-	-	-
Ossineke Township, Precinct 1	-	-	-	-	-	-	-
Sanborn Township, Precinct 1	-	-	-	-	-	-	-
Wellington Township, Precinct 1	-	-	-	-	-	-	-
Wilson Township, Precinct 1	-	-	-	-	-	-	-
PRESQUE ISLE Krakow Township P1A	-	-	-	-	-	-	-
PRESQUE ISLE Presque Isle Township P1	-	-	-	-	-	-	-
Total	924	175	89	89	100.00%	0	0.00%

Statement of Votes Cast
Alpena County, MI
2016 General Primary
SOVC For Jurisdiction Wide, All Counters, All Races
August 2, 2016
Primary Election

	REP Green Twp Trustee								
	Reg. Voters	Times Counted	Total Votes	Tammy J. Bates (REP)		Herbert Gamage (REP)		Write-In Votes	
Jurisdiction Wide									
City of Alpena, Precinct 1	-	-	-	-	-	-	-	-	-
City of Alpena, Precinct 3	-	-	-	-	-	-	-	-	-
City of Alpena, Precinct 4	-	-	-	-	-	-	-	-	-
City of Alpena, Precinct 5	-	-	-	-	-	-	-	-	-
City of Alpena, Precinct 6	-	-	-	-	-	-	-	-	-
Alpena Township, Precinct 1	-	-	-	-	-	-	-	-	-
Alpena Township, Precinct 2	-	-	-	-	-	-	-	-	-
Alpena Township, Precinct 3	-	-	-	-	-	-	-	-	-
Alpena Township, Precinct 4	-	-	-	-	-	-	-	-	-
Alpena Township, Precinct 5	-	-	-	-	-	-	-	-	-
Green Township, Precinct 1	924	175	169	79	46.75%	90	53.25%	0	0.00%
Long Rapids Township, Precinct 1	-	-	-	-	-	-	-	-	-
Maple Ridge Township, Precinct 1	-	-	-	-	-	-	-	-	-
Ossineke Township, Precinct 1	-	-	-	-	-	-	-	-	-
Sanborn Township, Precinct 1	-	-	-	-	-	-	-	-	-
Wellington Township, Precinct 1	-	-	-	-	-	-	-	-	-
Wilson Township, Precinct 1	-	-	-	-	-	-	-	-	-
PRESQUE ISLE Krakow Township P1A	-	-	-	-	-	-	-	-	-
PRESQUE ISLE Presque Isle Township P1	-	-	-	-	-	-	-	-	-
Total	924	175	169	79	46.75%	90	53.25%	0	0.00%

Statement of Votes Cast
Alpena County, MI
2016 General Primary
SOVC For Jurisdiction Wide, All Counters, All Races
August 2, 2016
Primary Election

	REP Long Rapids Twp Supervisor						
	Reg. Voters	Times Counted	Total Votes	Howard N. Lumsden (REP)		Write-In Votes	
Jurisdiction Wide							
City of Alpena, Precinct 1	-	-	-	-	-	-	-
City of Alpena, Precinct 3	-	-	-	-	-	-	-
City of Alpena, Precinct 4	-	-	-	-	-	-	-
City of Alpena, Precinct 5	-	-	-	-	-	-	-
City of Alpena, Precinct 6	-	-	-	-	-	-	-
Alpena Township, Precinct 1	-	-	-	-	-	-	-
Alpena Township, Precinct 2	-	-	-	-	-	-	-
Alpena Township, Precinct 3	-	-	-	-	-	-	-
Alpena Township, Precinct 4	-	-	-	-	-	-	-
Alpena Township, Precinct 5	-	-	-	-	-	-	-
Green Township, Precinct 1	-	-	-	-	-	-	-
Long Rapids Township, Precinct 1	800	200	111	111	100.00%	0	0.00%
Maple Ridge Township, Precinct 1	-	-	-	-	-	-	-
Ossineke Township, Precinct 1	-	-	-	-	-	-	-
Sanborn Township, Precinct 1	-	-	-	-	-	-	-
Wellington Township, Precinct 1	-	-	-	-	-	-	-
Wilson Township, Precinct 1	-	-	-	-	-	-	-
PRESQUE ISLE Krakow Township P1A	-	-	-	-	-	-	-
PRESQUE ISLE Presque Isle Township P1	-	-	-	-	-	-	-
Total	800	200	111	111	100.00%	0	0.00%

Statement of Votes Cast
Alpena County, MI
2016 General Primary
SOVC For Jurisdiction Wide, All Counters, All Races
August 2, 2016
Primary Election

	REP Long Rapids Twp Clerk						
	Reg. Voters	Times Counted	Total Votes	M. Susan Thomson (REP)		Write-In Votes	
Jurisdiction Wide							
City of Alpena, Precinct 1	-	-	-	-	-	-	-
City of Alpena, Precinct 3	-	-	-	-	-	-	-
City of Alpena, Precinct 4	-	-	-	-	-	-	-
City of Alpena, Precinct 5	-	-	-	-	-	-	-
City of Alpena, Precinct 6	-	-	-	-	-	-	-
Alpena Township, Precinct 1	-	-	-	-	-	-	-
Alpena Township, Precinct 2	-	-	-	-	-	-	-
Alpena Township, Precinct 3	-	-	-	-	-	-	-
Alpena Township, Precinct 4	-	-	-	-	-	-	-
Alpena Township, Precinct 5	-	-	-	-	-	-	-
Green Township, Precinct 1	-	-	-	-	-	-	-
Long Rapids Township, Precinct 1	800	200	117	117	100.00%	0	0.00%
Maple Ridge Township, Precinct 1	-	-	-	-	-	-	-
Ossineke Township, Precinct 1	-	-	-	-	-	-	-
Sanborn Township, Precinct 1	-	-	-	-	-	-	-
Wellington Township, Precinct 1	-	-	-	-	-	-	-
Wilson Township, Precinct 1	-	-	-	-	-	-	-
PRESQUE ISLE Krakow Township P1A	-	-	-	-	-	-	-
PRESQUE ISLE Presque Isle Township P1	-	-	-	-	-	-	-
Total	800	200	117	117	100.00%	0	0.00%

Statement of Votes Cast
Alpena County, MI
2016 General Primary
SOVC For Jurisdiction Wide, All Counters, All Races
August 2, 2016
Primary Election

REP Long Rapids Twp Treasurer

	Reg. Voters	Times Counted	Total Votes	Wendy Johnson (REP)		Write-In Votes	
Jurisdiction Wide							
City of Alpena, Precinct 1	-	-	-	-	-	-	-
City of Alpena, Precinct 3	-	-	-	-	-	-	-
City of Alpena, Precinct 4	-	-	-	-	-	-	-
City of Alpena, Precinct 5	-	-	-	-	-	-	-
City of Alpena, Precinct 6	-	-	-	-	-	-	-
Alpena Township, Precinct 1	-	-	-	-	-	-	-
Alpena Township, Precinct 2	-	-	-	-	-	-	-
Alpena Township, Precinct 3	-	-	-	-	-	-	-
Alpena Township, Precinct 4	-	-	-	-	-	-	-
Alpena Township, Precinct 5	-	-	-	-	-	-	-
Green Township, Precinct 1	-	-	-	-	-	-	-
Long Rapids Township, Precinct 1	800	200	113	112	99.12%	1	0.88%
Maple Ridge Township, Precinct 1	-	-	-	-	-	-	-
Ossineke Township, Precinct 1	-	-	-	-	-	-	-
Sanborn Township, Precinct 1	-	-	-	-	-	-	-
Wellington Township, Precinct 1	-	-	-	-	-	-	-
Wilson Township, Precinct 1	-	-	-	-	-	-	-
PRESQUE ISLE Krakow Township P1A	-	-	-	-	-	-	-
PRESQUE ISLE Presque Isle Township P1	-	-	-	-	-	-	-
Total	800	200	113	112	99.12%	1	0.88%

Statement of Votes Cast
Alpena County, MI
2016 General Primary
SOVC For Jurisdiction Wide, All Counters, All Races
August 2, 2016
Primary Election

	REP Long Rapids Twp Trustee								
	Reg. Voters	Times Counted	Total Votes	Bonnie Krajniak (REP)		K. Susie MacArthur (REP)		Thomas D. Spaulding (REP)	
Jurisdiction Wide									
City of Alpena, Precinct 1	-	-	-	-	-	-	-	-	-
City of Alpena, Precinct 3	-	-	-	-	-	-	-	-	-
City of Alpena, Precinct 4	-	-	-	-	-	-	-	-	-
City of Alpena, Precinct 5	-	-	-	-	-	-	-	-	-
City of Alpena, Precinct 6	-	-	-	-	-	-	-	-	-
Alpena Township, Precinct 1	-	-	-	-	-	-	-	-	-
Alpena Township, Precinct 2	-	-	-	-	-	-	-	-	-
Alpena Township, Precinct 3	-	-	-	-	-	-	-	-	-
Alpena Township, Precinct 4	-	-	-	-	-	-	-	-	-
Alpena Township, Precinct 5	-	-	-	-	-	-	-	-	-
Green Township, Precinct 1	-	-	-	-	-	-	-	-	-
Long Rapids Township, Precinct 1	800	200	197	48	24.37%	70	35.53%	79	40.10%
Maple Ridge Township, Precinct 1	-	-	-	-	-	-	-	-	-
Ossineke Township, Precinct 1	-	-	-	-	-	-	-	-	-
Sanborn Township, Precinct 1	-	-	-	-	-	-	-	-	-
Wellington Township, Precinct 1	-	-	-	-	-	-	-	-	-
Wilson Township, Precinct 1	-	-	-	-	-	-	-	-	-
PRESQUE ISLE Krakow Township P1A	-	-	-	-	-	-	-	-	-
PRESQUE ISLE Presque Isle Township P1	-	-	-	-	-	-	-	-	-
Total	800	200	197	48	24.37%	70	35.53%	79	40.10%

Statement of Votes Cast
Alpena County, MI
2016 General Primary
SOVC For Jurisdiction Wide, All Counters, All Races
August 2, 2016
Primary Election

	REP Long Rapids Twp Trustee Write-In Votes	
Jurisdiction Wide		
City of Alpena, Precinct 1	-	-
City of Alpena, Precinct 3	-	-
City of Alpena, Precinct 4	-	-
City of Alpena, Precinct 5	-	-
City of Alpena, Precinct 6	-	-
Alpena Township, Precinct 1	-	-
Alpena Township, Precinct 2	-	-
Alpena Township, Precinct 3	-	-
Alpena Township, Precinct 4	-	-
Alpena Township, Precinct 5	-	-
Green Township, Precinct 1	-	-
Long Rapids Township, Precinct 1	0	0.00%
Maple Ridge Township, Precinct 1	-	-
Ossineke Township, Precinct 1	-	-
Sanborn Township, Precinct 1	-	-
Wellington Township, Precinct 1	-	-
Wilson Township, Precinct 1	-	-
PRESQUE ISLE Krakow Township P1A	-	-
PRESQUE ISLE Presque Isle Township P1	-	-
Total	0	0.00%

Statement of Votes Cast
Alpena County, MI
2016 General Primary
SOVC For Jurisdiction Wide, All Counters, All Races
August 2, 2016
Primary Election

REP Maple Ridge Twp Supervisor

	Reg. Voters	Times Counted	Total Votes	John R. Male (REP)		Roy Wekwert, Jr. (REP)		Write-In Votes	
Jurisdiction Wide									
City of Alpena, Precinct 1	-	-	-	-	-	-	-	-	-
City of Alpena, Precinct 3	-	-	-	-	-	-	-	-	-
City of Alpena, Precinct 4	-	-	-	-	-	-	-	-	-
City of Alpena, Precinct 5	-	-	-	-	-	-	-	-	-
City of Alpena, Precinct 6	-	-	-	-	-	-	-	-	-
Alpena Township, Precinct 1	-	-	-	-	-	-	-	-	-
Alpena Township, Precinct 2	-	-	-	-	-	-	-	-	-
Alpena Township, Precinct 3	-	-	-	-	-	-	-	-	-
Alpena Township, Precinct 4	-	-	-	-	-	-	-	-	-
Alpena Township, Precinct 5	-	-	-	-	-	-	-	-	-
Green Township, Precinct 1	-	-	-	-	-	-	-	-	-
Long Rapids Township, Precinct 1	-	-	-	-	-	-	-	-	-
Maple Ridge Township, Precinct 1	1276	282	165	101	61.21%	64	38.79%	0	0.00%
Ossineke Township, Precinct 1	-	-	-	-	-	-	-	-	-
Sanborn Township, Precinct 1	-	-	-	-	-	-	-	-	-
Wellington Township, Precinct 1	-	-	-	-	-	-	-	-	-
Wilson Township, Precinct 1	-	-	-	-	-	-	-	-	-
PRESQUE ISLE Krakow Township P1A	-	-	-	-	-	-	-	-	-
PRESQUE ISLE Presque Isle Township P1	-	-	-	-	-	-	-	-	-
Total	1276	282	165	101	61.21%	64	38.79%	0	0.00%

Statement of Votes Cast
Alpena County, MI
2016 General Primary
SOVC For Jurisdiction Wide, All Counters, All Races
August 2, 2016
Primary Election

	REP Maple Ridge Twp Clerk					REP Maple Ridge Twp Treasurer				
	Reg. Voters	Times Counted	Total Votes	Write-In Votes		Reg. Voters	Times Counted	Total Votes	Write-In Votes	
Jurisdiction Wide										
City of Alpena, Precinct 1	-	-	-	-	-	-	-	-	-	-
City of Alpena, Precinct 3	-	-	-	-	-	-	-	-	-	-
City of Alpena, Precinct 4	-	-	-	-	-	-	-	-	-	-
City of Alpena, Precinct 5	-	-	-	-	-	-	-	-	-	-
City of Alpena, Precinct 6	-	-	-	-	-	-	-	-	-	-
Alpena Township, Precinct 1	-	-	-	-	-	-	-	-	-	-
Alpena Township, Precinct 2	-	-	-	-	-	-	-	-	-	-
Alpena Township, Precinct 3	-	-	-	-	-	-	-	-	-	-
Alpena Township, Precinct 4	-	-	-	-	-	-	-	-	-	-
Alpena Township, Precinct 5	-	-	-	-	-	-	-	-	-	-
Green Township, Precinct 1	-	-	-	-	-	-	-	-	-	-
Long Rapids Township, Precinct 1	-	-	-	-	-	-	-	-	-	-
Maple Ridge Township, Precinct 1	1276	282	10	10	100.00%	1276	282	8	8	100.00%
Ossineke Township, Precinct 1	-	-	-	-	-	-	-	-	-	-
Sanborn Township, Precinct 1	-	-	-	-	-	-	-	-	-	-
Wellington Township, Precinct 1	-	-	-	-	-	-	-	-	-	-
Wilson Township, Precinct 1	-	-	-	-	-	-	-	-	-	-
PRESQUE ISLE Krakow Township P1A	-	-	-	-	-	-	-	-	-	-
PRESQUE ISLE Presque Isle Township P1	-	-	-	-	-	-	-	-	-	-
Total	1276	282	10	10	100.00%	1276	282	8	8	100.00%

Statement of Votes Cast
Alpena County, MI
2016 General Primary
SOVC For Jurisdiction Wide, All Counters, All Races
August 2, 2016
Primary Election

	REP Maple Ridge Twp Trustee						
	Reg. Voters	Times Counted	Total Votes	Robert W. Trelfa, Jr (REP)		Write-In Votes	
Jurisdiction Wide							
City of Alpena, Precinct 1	-	-	-	-	-	-	-
City of Alpena, Precinct 3	-	-	-	-	-	-	-
City of Alpena, Precinct 4	-	-	-	-	-	-	-
City of Alpena, Precinct 5	-	-	-	-	-	-	-
City of Alpena, Precinct 6	-	-	-	-	-	-	-
Alpena Township, Precinct 1	-	-	-	-	-	-	-
Alpena Township, Precinct 2	-	-	-	-	-	-	-
Alpena Township, Precinct 3	-	-	-	-	-	-	-
Alpena Township, Precinct 4	-	-	-	-	-	-	-
Alpena Township, Precinct 5	-	-	-	-	-	-	-
Green Township, Precinct 1	-	-	-	-	-	-	-
Long Rapids Township, Precinct 1	-	-	-	-	-	-	-
Maple Ridge Township, Precinct 1	1276	282	126	124	98.41%	2	1.59%
Ossineke Township, Precinct 1	-	-	-	-	-	-	-
Sanborn Township, Precinct 1	-	-	-	-	-	-	-
Wellington Township, Precinct 1	-	-	-	-	-	-	-
Wilson Township, Precinct 1	-	-	-	-	-	-	-
PRESQUE ISLE Krakow Township P1A	-	-	-	-	-	-	-
PRESQUE ISLE Presque Isle Township P1	-	-	-	-	-	-	-
Total	1276	282	126	124	98.41%	2	1.59%

Statement of Votes Cast
Alpena County, MI
2016 General Primary
SOVC For Jurisdiction Wide, All Counters, All Races
August 2, 2016
Primary Election

REP Ossineke Twp Supervisor

	Reg. Voters	Times Counted	Total Votes	Kenneth A. Lobert (REP)		Write-In Votes	
Jurisdiction Wide							
City of Alpena, Precinct 1	-	-	-	-	-	-	-
City of Alpena, Precinct 3	-	-	-	-	-	-	-
City of Alpena, Precinct 4	-	-	-	-	-	-	-
City of Alpena, Precinct 5	-	-	-	-	-	-	-
City of Alpena, Precinct 6	-	-	-	-	-	-	-
Alpena Township, Precinct 1	-	-	-	-	-	-	-
Alpena Township, Precinct 2	-	-	-	-	-	-	-
Alpena Township, Precinct 3	-	-	-	-	-	-	-
Alpena Township, Precinct 4	-	-	-	-	-	-	-
Alpena Township, Precinct 5	-	-	-	-	-	-	-
Green Township, Precinct 1	-	-	-	-	-	-	-
Long Rapids Township, Precinct 1	-	-	-	-	-	-	-
Maple Ridge Township, Precinct 1	-	-	-	-	-	-	-
Ossineke Township, Precinct 1	1374	272	178	177	99.44%	1	0.56%
Sanborn Township, Precinct 1	-	-	-	-	-	-	-
Wellington Township, Precinct 1	-	-	-	-	-	-	-
Wilson Township, Precinct 1	-	-	-	-	-	-	-
PRESQUE ISLE Krakow Township P1A	-	-	-	-	-	-	-
PRESQUE ISLE Presque Isle Township P1	-	-	-	-	-	-	-
Total	1374	272	178	177	99.44%	1	0.56%

Statement of Votes Cast
Alpena County, MI
2016 General Primary
SOVC For Jurisdiction Wide, All Counters, All Races
August 2, 2016
Primary Election

	REP Ossineke Twp Clerk						
	Reg. Voters	Times Counted	Total Votes	Dennis A. Liske (REP)		Write-In Votes	
Jurisdiction Wide							
City of Alpena, Precinct 1	-	-	-	-	-	-	-
City of Alpena, Precinct 3	-	-	-	-	-	-	-
City of Alpena, Precinct 4	-	-	-	-	-	-	-
City of Alpena, Precinct 5	-	-	-	-	-	-	-
City of Alpena, Precinct 6	-	-	-	-	-	-	-
Alpena Township, Precinct 1	-	-	-	-	-	-	-
Alpena Township, Precinct 2	-	-	-	-	-	-	-
Alpena Township, Precinct 3	-	-	-	-	-	-	-
Alpena Township, Precinct 4	-	-	-	-	-	-	-
Alpena Township, Precinct 5	-	-	-	-	-	-	-
Green Township, Precinct 1	-	-	-	-	-	-	-
Long Rapids Township, Precinct 1	-	-	-	-	-	-	-
Maple Ridge Township, Precinct 1	-	-	-	-	-	-	-
Ossineke Township, Precinct 1	1374	272	174	173	99.43%	1	0.57%
Sanborn Township, Precinct 1	-	-	-	-	-	-	-
Wellington Township, Precinct 1	-	-	-	-	-	-	-
Wilson Township, Precinct 1	-	-	-	-	-	-	-
PRESQUE ISLE Krakow Township P1A	-	-	-	-	-	-	-
PRESQUE ISLE Presque Isle Township P1	-	-	-	-	-	-	-
Total	1374	272	174	173	99.43%	1	0.57%

Statement of Votes Cast
Alpena County, MI
2016 General Primary
SOVC For Jurisdiction Wide, All Counters, All Races
August 2, 2016
Primary Election

	REP Ossineke Twp Treasurer						
	Reg. Voters	Times Counted	Total Votes	Denise Schultz (REP)		Write-In Votes	
Jurisdiction Wide							
City of Alpena, Precinct 1	-	-	-	-	-	-	-
City of Alpena, Precinct 3	-	-	-	-	-	-	-
City of Alpena, Precinct 4	-	-	-	-	-	-	-
City of Alpena, Precinct 5	-	-	-	-	-	-	-
City of Alpena, Precinct 6	-	-	-	-	-	-	-
Alpena Township, Precinct 1	-	-	-	-	-	-	-
Alpena Township, Precinct 2	-	-	-	-	-	-	-
Alpena Township, Precinct 3	-	-	-	-	-	-	-
Alpena Township, Precinct 4	-	-	-	-	-	-	-
Alpena Township, Precinct 5	-	-	-	-	-	-	-
Green Township, Precinct 1	-	-	-	-	-	-	-
Long Rapids Township, Precinct 1	-	-	-	-	-	-	-
Maple Ridge Township, Precinct 1	-	-	-	-	-	-	-
Ossineke Township, Precinct 1	1374	272	180	180	100.00%	0	0.00%
Sanborn Township, Precinct 1	-	-	-	-	-	-	-
Wellington Township, Precinct 1	-	-	-	-	-	-	-
Wilson Township, Precinct 1	-	-	-	-	-	-	-
PRESQUE ISLE Krakow Township P1A	-	-	-	-	-	-	-
PRESQUE ISLE Presque Isle Township P1	-	-	-	-	-	-	-
Total	1374	272	180	180	100.00%	0	0.00%

Statement of Votes Cast
Alpena County, MI
2016 General Primary
SOVC For Jurisdiction Wide, All Counters, All Races
August 2, 2016
Primary Election

	REP Ossineke Twp Trustee								
	Reg. Voters	Times Counted	Total Votes	Edie Abbott (REP)		Jerry Leschinger (REP)		Write-In Votes	
Jurisdiction Wide									
City of Alpena, Precinct 1	-	-	-	-	-	-	-	-	-
City of Alpena, Precinct 3	-	-	-	-	-	-	-	-	-
City of Alpena, Precinct 4	-	-	-	-	-	-	-	-	-
City of Alpena, Precinct 5	-	-	-	-	-	-	-	-	-
City of Alpena, Precinct 6	-	-	-	-	-	-	-	-	-
Alpena Township, Precinct 1	-	-	-	-	-	-	-	-	-
Alpena Township, Precinct 2	-	-	-	-	-	-	-	-	-
Alpena Township, Precinct 3	-	-	-	-	-	-	-	-	-
Alpena Township, Precinct 4	-	-	-	-	-	-	-	-	-
Alpena Township, Precinct 5	-	-	-	-	-	-	-	-	-
Green Township, Precinct 1	-	-	-	-	-	-	-	-	-
Long Rapids Township, Precinct 1	-	-	-	-	-	-	-	-	-
Maple Ridge Township, Precinct 1	-	-	-	-	-	-	-	-	-
Ossineke Township, Precinct 1	1374	272	280	132	47.14%	148	52.86%	0	0.00%
Sanborn Township, Precinct 1	-	-	-	-	-	-	-	-	-
Wellington Township, Precinct 1	-	-	-	-	-	-	-	-	-
Wilson Township, Precinct 1	-	-	-	-	-	-	-	-	-
PRESQUE ISLE Krakow Township P1A	-	-	-	-	-	-	-	-	-
PRESQUE ISLE Presque Isle Township P1	-	-	-	-	-	-	-	-	-
Total	1374	272	280	132	47.14%	148	52.86%	0	0.00%

Statement of Votes Cast
Alpena County, MI
2016 General Primary
SOVC For Jurisdiction Wide, All Counters, All Races
August 2, 2016
Primary Election

	REP Sanborn Twp Supervisor					REP Sanborn Twp Clerk				
	Reg. Voters	Times Counted	Total Votes	Write-In Votes		Reg. Voters	Times Counted	Total Votes	Write-In Votes	
Jurisdiction Wide										
City of Alpena, Precinct 1	-	-	-	-	-	-	-	-	-	-
City of Alpena, Precinct 3	-	-	-	-	-	-	-	-	-	-
City of Alpena, Precinct 4	-	-	-	-	-	-	-	-	-	-
City of Alpena, Precinct 5	-	-	-	-	-	-	-	-	-	-
City of Alpena, Precinct 6	-	-	-	-	-	-	-	-	-	-
Alpena Township, Precinct 1	-	-	-	-	-	-	-	-	-	-
Alpena Township, Precinct 2	-	-	-	-	-	-	-	-	-	-
Alpena Township, Precinct 3	-	-	-	-	-	-	-	-	-	-
Alpena Township, Precinct 4	-	-	-	-	-	-	-	-	-	-
Alpena Township, Precinct 5	-	-	-	-	-	-	-	-	-	-
Green Township, Precinct 1	-	-	-	-	-	-	-	-	-	-
Long Rapids Township, Precinct 1	-	-	-	-	-	-	-	-	-	-
Maple Ridge Township, Precinct 1	-	-	-	-	-	-	-	-	-	-
Ossineke Township, Precinct 1	-	-	-	-	-	-	-	-	-	-
Sanborn Township, Precinct 1	1551	344	12	12	100.00%	1551	344	11	11	100.00%
Wellington Township, Precinct 1	-	-	-	-	-	-	-	-	-	-
Wilson Township, Precinct 1	-	-	-	-	-	-	-	-	-	-
PRESQUE ISLE Krakow Township P1A	-	-	-	-	-	-	-	-	-	-
PRESQUE ISLE Presque Isle Township P1	-	-	-	-	-	-	-	-	-	-
Total	1551	344	12	12	100.00%	1551	344	11	11	100.00%

Statement of Votes Cast
Alpena County, MI
2016 General Primary
SOVC For Jurisdiction Wide, All Counters, All Races
August 2, 2016
Primary Election

	REP Sanborn Twp Treasurer						
	Reg. Voters	Times Counted	Total Votes	Mary J. Eaton (REP)		Write-In Votes	
Jurisdiction Wide							
City of Alpena, Precinct 1	-	-	-	-	-	-	-
City of Alpena, Precinct 3	-	-	-	-	-	-	-
City of Alpena, Precinct 4	-	-	-	-	-	-	-
City of Alpena, Precinct 5	-	-	-	-	-	-	-
City of Alpena, Precinct 6	-	-	-	-	-	-	-
Alpena Township, Precinct 1	-	-	-	-	-	-	-
Alpena Township, Precinct 2	-	-	-	-	-	-	-
Alpena Township, Precinct 3	-	-	-	-	-	-	-
Alpena Township, Precinct 4	-	-	-	-	-	-	-
Alpena Township, Precinct 5	-	-	-	-	-	-	-
Green Township, Precinct 1	-	-	-	-	-	-	-
Long Rapids Township, Precinct 1	-	-	-	-	-	-	-
Maple Ridge Township, Precinct 1	-	-	-	-	-	-	-
Ossineke Township, Precinct 1	-	-	-	-	-	-	-
Sanborn Township, Precinct 1	1551	344	174	174	100.00%	0	0.00%
Wellington Township, Precinct 1	-	-	-	-	-	-	-
Wilson Township, Precinct 1	-	-	-	-	-	-	-
PRESQUE ISLE Krakow Township P1A	-	-	-	-	-	-	-
PRESQUE ISLE Presque Isle Township P1	-	-	-	-	-	-	-
Total	1551	344	174	174	100.00%	0	0.00%

Statement of Votes Cast
Alpena County, MI
2016 General Primary
SOVC For Jurisdiction Wide, All Counters, All Races
August 2, 2016
Primary Election

REP Sanborn Twp Trustee

	Reg. Voters	Times Counted	Total Votes	Wayne A. Liske (REP)		Write-In Votes	
Jurisdiction Wide							
City of Alpena, Precinct 1	-	-	-	-	-	-	-
City of Alpena, Precinct 3	-	-	-	-	-	-	-
City of Alpena, Precinct 4	-	-	-	-	-	-	-
City of Alpena, Precinct 5	-	-	-	-	-	-	-
City of Alpena, Precinct 6	-	-	-	-	-	-	-
Alpena Township, Precinct 1	-	-	-	-	-	-	-
Alpena Township, Precinct 2	-	-	-	-	-	-	-
Alpena Township, Precinct 3	-	-	-	-	-	-	-
Alpena Township, Precinct 4	-	-	-	-	-	-	-
Alpena Township, Precinct 5	-	-	-	-	-	-	-
Green Township, Precinct 1	-	-	-	-	-	-	-
Long Rapids Township, Precinct 1	-	-	-	-	-	-	-
Maple Ridge Township, Precinct 1	-	-	-	-	-	-	-
Ossineke Township, Precinct 1	-	-	-	-	-	-	-
Sanborn Township, Precinct 1	1551	344	168	164	97.62%	4	2.38%
Wellington Township, Precinct 1	-	-	-	-	-	-	-
Wilson Township, Precinct 1	-	-	-	-	-	-	-
PRESQUE ISLE Krakow Township P1A	-	-	-	-	-	-	-
PRESQUE ISLE Presque Isle Township P1	-	-	-	-	-	-	-
Total	1551	344	168	164	97.62%	4	2.38%

Statement of Votes Cast
Alpena County, MI
2016 General Primary
SOVC For Jurisdiction Wide, All Counters, All Races
August 2, 2016
Primary Election

	REP Wellington Twp Supervisor						
	Reg. Voters	Times Counted	Total Votes	Ronald Lucas (REP)		Write-In Votes	
Jurisdiction Wide							
City of Alpena, Precinct 1	-	-	-	-	-	-	-
City of Alpena, Precinct 3	-	-	-	-	-	-	-
City of Alpena, Precinct 4	-	-	-	-	-	-	-
City of Alpena, Precinct 5	-	-	-	-	-	-	-
City of Alpena, Precinct 6	-	-	-	-	-	-	-
Alpena Township, Precinct 1	-	-	-	-	-	-	-
Alpena Township, Precinct 2	-	-	-	-	-	-	-
Alpena Township, Precinct 3	-	-	-	-	-	-	-
Alpena Township, Precinct 4	-	-	-	-	-	-	-
Alpena Township, Precinct 5	-	-	-	-	-	-	-
Green Township, Precinct 1	-	-	-	-	-	-	-
Long Rapids Township, Precinct 1	-	-	-	-	-	-	-
Maple Ridge Township, Precinct 1	-	-	-	-	-	-	-
Ossineke Township, Precinct 1	-	-	-	-	-	-	-
Sanborn Township, Precinct 1	-	-	-	-	-	-	-
Wellington Township, Precinct 1	190	59	41	40	97.56%	1	2.44%
Wilson Township, Precinct 1	-	-	-	-	-	-	-
PRESQUE ISLE Krakow Township P1A	-	-	-	-	-	-	-
PRESQUE ISLE Presque Isle Township P1	-	-	-	-	-	-	-
Total	190	59	41	40	97.56%	1	2.44%

Statement of Votes Cast
Alpena County, MI
2016 General Primary
SOVC For Jurisdiction Wide, All Counters, All Races
August 2, 2016
Primary Election

REP Wellington Twp Clerk

	Reg. Voters	Times Counted	Total Votes	Pamela S. Madsen (REP)		Brandy Norton (REP)		Write-In Votes	
Jurisdiction Wide									
City of Alpena, Precinct 1	-	-	-	-	-	-	-	-	-
City of Alpena, Precinct 3	-	-	-	-	-	-	-	-	-
City of Alpena, Precinct 4	-	-	-	-	-	-	-	-	-
City of Alpena, Precinct 5	-	-	-	-	-	-	-	-	-
City of Alpena, Precinct 6	-	-	-	-	-	-	-	-	-
Alpena Township, Precinct 1	-	-	-	-	-	-	-	-	-
Alpena Township, Precinct 2	-	-	-	-	-	-	-	-	-
Alpena Township, Precinct 3	-	-	-	-	-	-	-	-	-
Alpena Township, Precinct 4	-	-	-	-	-	-	-	-	-
Alpena Township, Precinct 5	-	-	-	-	-	-	-	-	-
Green Township, Precinct 1	-	-	-	-	-	-	-	-	-
Long Rapids Township, Precinct 1	-	-	-	-	-	-	-	-	-
Maple Ridge Township, Precinct 1	-	-	-	-	-	-	-	-	-
Ossineke Township, Precinct 1	-	-	-	-	-	-	-	-	-
Sanborn Township, Precinct 1	-	-	-	-	-	-	-	-	-
Wellington Township, Precinct 1	190	59	46	45	97.83%	1	2.17%	0	0.00%
Wilson Township, Precinct 1	-	-	-	-	-	-	-	-	-
PRESQUE ISLE Krakow Township P1A	-	-	-	-	-	-	-	-	-
PRESQUE ISLE Presque Isle Township P1	-	-	-	-	-	-	-	-	-
Total	190	59	46	45	97.83%	1	2.17%	0	0.00%

Statement of Votes Cast
Alpena County, MI
2016 General Primary
SOVC For Jurisdiction Wide, All Counters, All Races
August 2, 2016
Primary Election

REP Wellington Twp Treasurer

	Reg. Voters	Times Counted	Total Votes	Grace J. Lumsden (REP)		Write-In Votes	
Jurisdiction Wide							
City of Alpena, Precinct 1	-	-	-	-	-	-	-
City of Alpena, Precinct 3	-	-	-	-	-	-	-
City of Alpena, Precinct 4	-	-	-	-	-	-	-
City of Alpena, Precinct 5	-	-	-	-	-	-	-
City of Alpena, Precinct 6	-	-	-	-	-	-	-
Alpena Township, Precinct 1	-	-	-	-	-	-	-
Alpena Township, Precinct 2	-	-	-	-	-	-	-
Alpena Township, Precinct 3	-	-	-	-	-	-	-
Alpena Township, Precinct 4	-	-	-	-	-	-	-
Alpena Township, Precinct 5	-	-	-	-	-	-	-
Green Township, Precinct 1	-	-	-	-	-	-	-
Long Rapids Township, Precinct 1	-	-	-	-	-	-	-
Maple Ridge Township, Precinct 1	-	-	-	-	-	-	-
Ossineke Township, Precinct 1	-	-	-	-	-	-	-
Sanborn Township, Precinct 1	-	-	-	-	-	-	-
Wellington Township, Precinct 1	190	59	45	45	100.00%	0	0.00%
Wilson Township, Precinct 1	-	-	-	-	-	-	-
PRESQUE ISLE Krakow Township P1A	-	-	-	-	-	-	-
PRESQUE ISLE Presque Isle Township P1	-	-	-	-	-	-	-
Total	190	59	45	45	100.00%	0	0.00%

Statement of Votes Cast
Alpena County, MI
2016 General Primary
SOVC For Jurisdiction Wide, All Counters, All Races
August 2, 2016
Primary Election

	REP Wellington Twp Trustee						
	Reg. Voters	Times Counted	Total Votes	Justin Dziesinski (REP)		Write-In Votes	
Jurisdiction Wide							
City of Alpena, Precinct 1	-	-	-	-	-	-	-
City of Alpena, Precinct 3	-	-	-	-	-	-	-
City of Alpena, Precinct 4	-	-	-	-	-	-	-
City of Alpena, Precinct 5	-	-	-	-	-	-	-
City of Alpena, Precinct 6	-	-	-	-	-	-	-
Alpena Township, Precinct 1	-	-	-	-	-	-	-
Alpena Township, Precinct 2	-	-	-	-	-	-	-
Alpena Township, Precinct 3	-	-	-	-	-	-	-
Alpena Township, Precinct 4	-	-	-	-	-	-	-
Alpena Township, Precinct 5	-	-	-	-	-	-	-
Green Township, Precinct 1	-	-	-	-	-	-	-
Long Rapids Township, Precinct 1	-	-	-	-	-	-	-
Maple Ridge Township, Precinct 1	-	-	-	-	-	-	-
Ossineke Township, Precinct 1	-	-	-	-	-	-	-
Sanborn Township, Precinct 1	-	-	-	-	-	-	-
Wellington Township, Precinct 1	190	59	45	45	100.00%	0	0.00%
Wilson Township, Precinct 1	-	-	-	-	-	-	-
PRESQUE ISLE Krakow Township P1A	-	-	-	-	-	-	-
PRESQUE ISLE Presque Isle Township P1	-	-	-	-	-	-	-
Total	190	59	45	45	100.00%	0	0.00%

Statement of Votes Cast
Alpena County, MI
2016 General Primary
SOVC For Jurisdiction Wide, All Counters, All Races
August 2, 2016
Primary Election

	REP Wilson Twp Supervisor								
	Reg. Voters	Times Counted	Total Votes	Bill Baker (REP)		Daniel Hibner (REP)		Write-In Votes	
Jurisdiction Wide									
City of Alpena, Precinct 1	-	-	-	-	-	-	-	-	-
City of Alpena, Precinct 3	-	-	-	-	-	-	-	-	-
City of Alpena, Precinct 4	-	-	-	-	-	-	-	-	-
City of Alpena, Precinct 5	-	-	-	-	-	-	-	-	-
City of Alpena, Precinct 6	-	-	-	-	-	-	-	-	-
Alpena Township, Precinct 1	-	-	-	-	-	-	-	-	-
Alpena Township, Precinct 2	-	-	-	-	-	-	-	-	-
Alpena Township, Precinct 3	-	-	-	-	-	-	-	-	-
Alpena Township, Precinct 4	-	-	-	-	-	-	-	-	-
Alpena Township, Precinct 5	-	-	-	-	-	-	-	-	-
Green Township, Precinct 1	-	-	-	-	-	-	-	-	-
Long Rapids Township, Precinct 1	-	-	-	-	-	-	-	-	-
Maple Ridge Township, Precinct 1	-	-	-	-	-	-	-	-	-
Ossineke Township, Precinct 1	-	-	-	-	-	-	-	-	-
Sanborn Township, Precinct 1	-	-	-	-	-	-	-	-	-
Wellington Township, Precinct 1	-	-	-	-	-	-	-	-	-
Wilson Township, Precinct 1	1526	383	306	87	28.43%	219	71.57%	0	0.00%
PRESQUE ISLE Krakow Township P1A	-	-	-	-	-	-	-	-	-
PRESQUE ISLE Presque Isle Township P1	-	-	-	-	-	-	-	-	-
Total	1526	383	306	87	28.43%	219	71.57%	0	0.00%

Statement of Votes Cast
Alpena County, MI
2016 General Primary
SOVC For Jurisdiction Wide, All Counters, All Races
August 2, 2016
Primary Election

REP Wilson Twp Clerk

	Reg. Voters	Times Counted	Total Votes	Matthew J. Germain (REP)		Pam Habermehl-Walker (REP)		Write-In Votes	
Jurisdiction Wide	-	-	-	-	-	-	-	-	-
City of Alpena, Precinct 1	-	-	-	-	-	-	-	-	-
City of Alpena, Precinct 3	-	-	-	-	-	-	-	-	-
City of Alpena, Precinct 4	-	-	-	-	-	-	-	-	-
City of Alpena, Precinct 5	-	-	-	-	-	-	-	-	-
City of Alpena, Precinct 6	-	-	-	-	-	-	-	-	-
Alpena Township, Precinct 1	-	-	-	-	-	-	-	-	-
Alpena Township, Precinct 2	-	-	-	-	-	-	-	-	-
Alpena Township, Precinct 3	-	-	-	-	-	-	-	-	-
Alpena Township, Precinct 4	-	-	-	-	-	-	-	-	-
Alpena Township, Precinct 5	-	-	-	-	-	-	-	-	-
Green Township, Precinct 1	-	-	-	-	-	-	-	-	-
Long Rapids Township, Precinct 1	-	-	-	-	-	-	-	-	-
Maple Ridge Township, Precinct 1	-	-	-	-	-	-	-	-	-
Ossineke Township, Precinct 1	-	-	-	-	-	-	-	-	-
Sanborn Township, Precinct 1	-	-	-	-	-	-	-	-	-
Wellington Township, Precinct 1	-	-	-	-	-	-	-	-	-
Wilson Township, Precinct 1	1526	383	315	138	43.81%	177	56.19%	0	0.00%
PRESQUE ISLE Krakow Township P1A	-	-	-	-	-	-	-	-	-
PRESQUE ISLE Presque Isle Township P1	-	-	-	-	-	-	-	-	-
Total	1526	383	315	138	43.81%	177	56.19%	0	0.00%

Statement of Votes Cast
Alpena County, MI
2016 General Primary
SOVC For Jurisdiction Wide, All Counters, All Races
August 2, 2016
Primary Election

REP Wilson Twp Treasurer

	Reg. Voters	Times Counted	Total Votes	Kim Rabeau (REP)		Penny L. Szatkowski (REP)		Write-In Votes	
Jurisdiction Wide									
City of Alpena, Precinct 1	-	-	-	-	-	-	-	-	-
City of Alpena, Precinct 3	-	-	-	-	-	-	-	-	-
City of Alpena, Precinct 4	-	-	-	-	-	-	-	-	-
City of Alpena, Precinct 5	-	-	-	-	-	-	-	-	-
City of Alpena, Precinct 6	-	-	-	-	-	-	-	-	-
Alpena Township, Precinct 1	-	-	-	-	-	-	-	-	-
Alpena Township, Precinct 2	-	-	-	-	-	-	-	-	-
Alpena Township, Precinct 3	-	-	-	-	-	-	-	-	-
Alpena Township, Precinct 4	-	-	-	-	-	-	-	-	-
Alpena Township, Precinct 5	-	-	-	-	-	-	-	-	-
Green Township, Precinct 1	-	-	-	-	-	-	-	-	-
Long Rapids Township, Precinct 1	-	-	-	-	-	-	-	-	-
Maple Ridge Township, Precinct 1	-	-	-	-	-	-	-	-	-
Ossineke Township, Precinct 1	-	-	-	-	-	-	-	-	-
Sanborn Township, Precinct 1	-	-	-	-	-	-	-	-	-
Wellington Township, Precinct 1	-	-	-	-	-	-	-	-	-
Wilson Township, Precinct 1	1526	383	314	106	33.76%	208	66.24%	0	0.00%
PRESQUE ISLE Krakow Township P1A	-	-	-	-	-	-	-	-	-
PRESQUE ISLE Presque Isle Township P1	-	-	-	-	-	-	-	-	-
Total	1526	383	314	106	33.76%	208	66.24%	0	0.00%

Statement of Votes Cast
Alpena County, MI
2016 General Primary
SOVC For Jurisdiction Wide, All Counters, All Races
August 2, 2016
Primary Election

	REP Wilson Twp Trustee								
	Reg. Voters	Times Counted	Total Votes	Nancy Baker (REP)		Bill Church (REP)		Cody C. Werth (REP)	
Jurisdiction Wide									
City of Alpena, Precinct 1	-	-	-	-	-	-	-	-	-
City of Alpena, Precinct 3	-	-	-	-	-	-	-	-	-
City of Alpena, Precinct 4	-	-	-	-	-	-	-	-	-
City of Alpena, Precinct 5	-	-	-	-	-	-	-	-	-
City of Alpena, Precinct 6	-	-	-	-	-	-	-	-	-
Alpena Township, Precinct 1	-	-	-	-	-	-	-	-	-
Alpena Township, Precinct 2	-	-	-	-	-	-	-	-	-
Alpena Township, Precinct 3	-	-	-	-	-	-	-	-	-
Alpena Township, Precinct 4	-	-	-	-	-	-	-	-	-
Alpena Township, Precinct 5	-	-	-	-	-	-	-	-	-
Green Township, Precinct 1	-	-	-	-	-	-	-	-	-
Long Rapids Township, Precinct 1	-	-	-	-	-	-	-	-	-
Maple Ridge Township, Precinct 1	-	-	-	-	-	-	-	-	-
Ossineke Township, Precinct 1	-	-	-	-	-	-	-	-	-
Sanborn Township, Precinct 1	-	-	-	-	-	-	-	-	-
Wellington Township, Precinct 1	-	-	-	-	-	-	-	-	-
Wilson Township, Precinct 1	1526	383	482	88	18.26%	157	32.57%	237	49.17%
PRESQUE ISLE Krakow Township P1A	-	-	-	-	-	-	-	-	-
PRESQUE ISLE Presque Isle Township P1	-	-	-	-	-	-	-	-	-
Total	1526	383	482	88	18.26%	157	32.57%	237	49.17%

Statement of Votes Cast
Alpena County, MI
2016 General Primary
SOVC For Jurisdiction Wide, All Counters, All Races
August 2, 2016
Primary Election

	REP Wilson Twp Trustee		REP Wilson Twp Constable						
	Write-In Votes		Reg. Voters	Times Counted	Total Votes	Norman T. Szatkowski (REP)		Write-In Votes	
Jurisdiction Wide									
City of Alpena, Precinct 1	-	-	-	-	-	-	-	-	-
City of Alpena, Precinct 3	-	-	-	-	-	-	-	-	-
City of Alpena, Precinct 4	-	-	-	-	-	-	-	-	-
City of Alpena, Precinct 5	-	-	-	-	-	-	-	-	-
City of Alpena, Precinct 6	-	-	-	-	-	-	-	-	-
Alpena Township, Precinct 1	-	-	-	-	-	-	-	-	-
Alpena Township, Precinct 2	-	-	-	-	-	-	-	-	-
Alpena Township, Precinct 3	-	-	-	-	-	-	-	-	-
Alpena Township, Precinct 4	-	-	-	-	-	-	-	-	-
Alpena Township, Precinct 5	-	-	-	-	-	-	-	-	-
Green Township, Precinct 1	-	-	-	-	-	-	-	-	-
Long Rapids Township, Precinct 1	-	-	-	-	-	-	-	-	-
Maple Ridge Township, Precinct 1	-	-	-	-	-	-	-	-	-
Ossineke Township, Precinct 1	-	-	-	-	-	-	-	-	-
Sanborn Township, Precinct 1	-	-	-	-	-	-	-	-	-
Wellington Township, Precinct 1	-	-	-	-	-	-	-	-	-
Wilson Township, Precinct 1	0	0.00%	1526	383	272	269	98.90%	3	1.10%
PRESQUE ISLE Krakow Township P1A	-	-	-	-	-	-	-	-	-
PRESQUE ISLE Presque Isle Township P1	-	-	-	-	-	-	-	-	-
Total	0	0.00%	1526	383	272	269	98.90%	3	1.10%

Statement of Votes Cast
Alpena County, MI
2016 General Primary
SOVC For Jurisdiction Wide, All Counters, All Races
August 2, 2016
Primary Election

REP C-Alpena 1 Delegate

	Reg. Voters	Times Counted	Total Votes	Heather Bodem (REP)		Write-In Votes	
Jurisdiction Wide							
City of Alpena, Precinct 1	2521	300	122	119	97.54%	3	2.46%
City of Alpena, Precinct 3	-	-	-	-	-	-	-
City of Alpena, Precinct 4	-	-	-	-	-	-	-
City of Alpena, Precinct 5	-	-	-	-	-	-	-
City of Alpena, Precinct 6	-	-	-	-	-	-	-
Alpena Township, Precinct 1	-	-	-	-	-	-	-
Alpena Township, Precinct 2	-	-	-	-	-	-	-
Alpena Township, Precinct 3	-	-	-	-	-	-	-
Alpena Township, Precinct 4	-	-	-	-	-	-	-
Alpena Township, Precinct 5	-	-	-	-	-	-	-
Green Township, Precinct 1	-	-	-	-	-	-	-
Long Rapids Township, Precinct 1	-	-	-	-	-	-	-
Maple Ridge Township, Precinct 1	-	-	-	-	-	-	-
Ossineke Township, Precinct 1	-	-	-	-	-	-	-
Sanborn Township, Precinct 1	-	-	-	-	-	-	-
Wellington Township, Precinct 1	-	-	-	-	-	-	-
Wilson Township, Precinct 1	-	-	-	-	-	-	-
PRESQUE ISLE Krakow Township P1A	-	-	-	-	-	-	-
PRESQUE ISLE Presque Isle Township P1	-	-	-	-	-	-	-
Total	2521	300	122	119	97.54%	3	2.46%

Statement of Votes Cast
Alpena County, MI
2016 General Primary
SOVC For Jurisdiction Wide, All Counters, All Races
August 2, 2016
Primary Election

	REP C-Alpena 3 Delegate					REP C-Alpena 4 Delegate				
	Reg. Voters	Times Counted	Total Votes	Write-In Votes		Reg. Voters	Times Counted	Total Votes	Write-In Votes	
Jurisdiction Wide										
City of Alpena, Precinct 1	-	-	-	-	-	-	-	-	-	-
City of Alpena, Precinct 3	1356	293	27	27	100.00%	-	-	-	-	-
City of Alpena, Precinct 4	-	-	-	-	-	1338	322	24	24	100.00%
City of Alpena, Precinct 5	-	-	-	-	-	-	-	-	-	-
City of Alpena, Precinct 6	-	-	-	-	-	-	-	-	-	-
Alpena Township, Precinct 1	-	-	-	-	-	-	-	-	-	-
Alpena Township, Precinct 2	-	-	-	-	-	-	-	-	-	-
Alpena Township, Precinct 3	-	-	-	-	-	-	-	-	-	-
Alpena Township, Precinct 4	-	-	-	-	-	-	-	-	-	-
Alpena Township, Precinct 5	-	-	-	-	-	-	-	-	-	-
Green Township, Precinct 1	-	-	-	-	-	-	-	-	-	-
Long Rapids Township, Precinct 1	-	-	-	-	-	-	-	-	-	-
Maple Ridge Township, Precinct 1	-	-	-	-	-	-	-	-	-	-
Ossineke Township, Precinct 1	-	-	-	-	-	-	-	-	-	-
Sanborn Township, Precinct 1	-	-	-	-	-	-	-	-	-	-
Wellington Township, Precinct 1	-	-	-	-	-	-	-	-	-	-
Wilson Township, Precinct 1	-	-	-	-	-	-	-	-	-	-
PRESQUE ISLE Krakow Township P1A	-	-	-	-	-	-	-	-	-	-
PRESQUE ISLE Presque Isle Township P1	-	-	-	-	-	-	-	-	-	-
Total	1356	293	27	27	100.00%	1338	322	24	24	100.00%

Statement of Votes Cast
Alpena County, MI
2016 General Primary
SOVC For Jurisdiction Wide, All Counters, All Races
August 2, 2016
Primary Election

	REP C-Alpena 5 Delegate								
	Reg. Voters	Times Counted	Total Votes	Beverly Bodem (REP)		Dennis Bodem (REP)		Write-In Votes	
Jurisdiction Wide	-	-	-	-	-	-	-	-	-
City of Alpena, Precinct 1	-	-	-	-	-	-	-	-	-
City of Alpena, Precinct 3	-	-	-	-	-	-	-	-	-
City of Alpena, Precinct 4	1332	399	322	171	53.11%	150	46.58%	1	0.31%
City of Alpena, Precinct 5	-	-	-	-	-	-	-	-	-
City of Alpena, Precinct 6	-	-	-	-	-	-	-	-	-
Alpena Township, Precinct 1	-	-	-	-	-	-	-	-	-
Alpena Township, Precinct 2	-	-	-	-	-	-	-	-	-
Alpena Township, Precinct 3	-	-	-	-	-	-	-	-	-
Alpena Township, Precinct 4	-	-	-	-	-	-	-	-	-
Alpena Township, Precinct 5	-	-	-	-	-	-	-	-	-
Green Township, Precinct 1	-	-	-	-	-	-	-	-	-
Long Rapids Township, Precinct 1	-	-	-	-	-	-	-	-	-
Maple Ridge Township, Precinct 1	-	-	-	-	-	-	-	-	-
Ossineke Township, Precinct 1	-	-	-	-	-	-	-	-	-
Sanborn Township, Precinct 1	-	-	-	-	-	-	-	-	-
Wellington Township, Precinct 1	-	-	-	-	-	-	-	-	-
Wilson Township, Precinct 1	-	-	-	-	-	-	-	-	-
PRESQUE ISLE Krakow Township P1A	-	-	-	-	-	-	-	-	-
PRESQUE ISLE Presque Isle Township P1	-	-	-	-	-	-	-	-	-
Total	1332	399	322	171	53.11%	150	46.58%	1	0.31%

Statement of Votes Cast
Alpena County, MI
2016 General Primary
SOVC For Jurisdiction Wide, All Counters, All Races
August 2, 2016
Primary Election

	REP C-Alpena 6 Delegate				REP Alpena Twp 1 Delegate			
	Reg. Voters	Times Counted	Total Votes	Write-In Votes	Reg. Voters	Times Counted	Total Votes	Write-In Votes
Jurisdiction Wide								
City of Alpena, Precinct 1	-	-	-	-	-	-	-	-
City of Alpena, Precinct 3	-	-	-	-	-	-	-	-
City of Alpena, Precinct 4	-	-	-	-	-	-	-	-
City of Alpena, Precinct 5	-	-	-	-	-	-	-	-
City of Alpena, Precinct 6	1574	326	31	31 100.00%	-	-	-	-
Alpena Township, Precinct 1	-	-	-	-	1426	307	9	9 100.00%
Alpena Township, Precinct 2	-	-	-	-	-	-	-	-
Alpena Township, Precinct 3	-	-	-	-	-	-	-	-
Alpena Township, Precinct 4	-	-	-	-	-	-	-	-
Alpena Township, Precinct 5	-	-	-	-	-	-	-	-
Green Township, Precinct 1	-	-	-	-	-	-	-	-
Long Rapids Township, Precinct 1	-	-	-	-	-	-	-	-
Maple Ridge Township, Precinct 1	-	-	-	-	-	-	-	-
Ossineke Township, Precinct 1	-	-	-	-	-	-	-	-
Sanborn Township, Precinct 1	-	-	-	-	-	-	-	-
Wellington Township, Precinct 1	-	-	-	-	-	-	-	-
Wilson Township, Precinct 1	-	-	-	-	-	-	-	-
PRESQUE ISLE Krakow Township P1A	-	-	-	-	-	-	-	-
PRESQUE ISLE Presque Isle Township P1	-	-	-	-	-	-	-	-
Total	1574	326	31	31 100.00%	1426	307	9	9 100.00%

Statement of Votes Cast
Alpena County, MI
2016 General Primary
SOVC For Jurisdiction Wide, All Counters, All Races
August 2, 2016
Primary Election

	REP Alpena Twp 2 Delegate						
	Reg. Voters	Times Counted	Total Votes	Michelle Bailey (REP)		Write-In Votes	
Jurisdiction Wide							
City of Alpena, Precinct 1	-	-	-	-	-	-	-
City of Alpena, Precinct 3	-	-	-	-	-	-	-
City of Alpena, Precinct 4	-	-	-	-	-	-	-
City of Alpena, Precinct 5	-	-	-	-	-	-	-
City of Alpena, Precinct 6	-	-	-	-	-	-	-
Alpena Township, Precinct 1	-	-	-	-	-	-	-
Alpena Township, Precinct 2	1712	482	141	138	97.87%	3	2.13%
Alpena Township, Precinct 3	-	-	-	-	-	-	-
Alpena Township, Precinct 4	-	-	-	-	-	-	-
Alpena Township, Precinct 5	-	-	-	-	-	-	-
Green Township, Precinct 1	-	-	-	-	-	-	-
Long Rapids Township, Precinct 1	-	-	-	-	-	-	-
Maple Ridge Township, Precinct 1	-	-	-	-	-	-	-
Ossineke Township, Precinct 1	-	-	-	-	-	-	-
Sanborn Township, Precinct 1	-	-	-	-	-	-	-
Wellington Township, Precinct 1	-	-	-	-	-	-	-
Wilson Township, Precinct 1	-	-	-	-	-	-	-
PRESQUE ISLE Krakow Township P1A	-	-	-	-	-	-	-
PRESQUE ISLE Presque Isle Township P1	-	-	-	-	-	-	-
Total	1712	482	141	138	97.87%	3	2.13%

Statement of Votes Cast
Alpena County, MI
2016 General Primary
SOVC For Jurisdiction Wide, All Counters, All Races
August 2, 2016
Primary Election

	REP Alpena Twp 3 Delegate				
	Reg. Voters	Times Counted	Total Votes	Write-In Votes	
Jurisdiction Wide					
City of Alpena, Precinct 1	-	-	-	-	-
City of Alpena, Precinct 3	-	-	-	-	-
City of Alpena, Precinct 4	-	-	-	-	-
City of Alpena, Precinct 5	-	-	-	-	-
City of Alpena, Precinct 6	-	-	-	-	-
Alpena Township, Precinct 1	-	-	-	-	-
Alpena Township, Precinct 2	-	-	-	-	-
Alpena Township, Precinct 3	1717	503	10	10	100.00%
Alpena Township, Precinct 4	-	-	-	-	-
Alpena Township, Precinct 5	-	-	-	-	-
Green Township, Precinct 1	-	-	-	-	-
Long Rapids Township, Precinct 1	-	-	-	-	-
Maple Ridge Township, Precinct 1	-	-	-	-	-
Ossineke Township, Precinct 1	-	-	-	-	-
Sanborn Township, Precinct 1	-	-	-	-	-
Wellington Township, Precinct 1	-	-	-	-	-
Wilson Township, Precinct 1	-	-	-	-	-
PRESQUE ISLE Krakow Township P1A	-	-	-	-	-
PRESQUE ISLE Presque Isle Township P1	-	-	-	-	-
Total	1717	503	10	10	100.00%

Statement of Votes Cast
Alpena County, MI
2016 General Primary
SOVC For Jurisdiction Wide, All Counters, All Races
August 2, 2016
Primary Election

	REP Alpena Twp 4 Delegate						
	Reg. Voters	Times Counted	Total Votes	Rudy Bauer (REP)		Write-In Votes	
Jurisdiction Wide							
City of Alpena, Precinct 1	-	-	-	-	-	-	-
City of Alpena, Precinct 3	-	-	-	-	-	-	-
City of Alpena, Precinct 4	-	-	-	-	-	-	-
City of Alpena, Precinct 5	-	-	-	-	-	-	-
City of Alpena, Precinct 6	-	-	-	-	-	-	-
Alpena Township, Precinct 1	-	-	-	-	-	-	-
Alpena Township, Precinct 2	-	-	-	-	-	-	-
Alpena Township, Precinct 3	-	-	-	-	-	-	-
Alpena Township, Precinct 4	1115	265	94	93	98.94%	1	1.06%
Alpena Township, Precinct 5	-	-	-	-	-	-	-
Green Township, Precinct 1	-	-	-	-	-	-	-
Long Rapids Township, Precinct 1	-	-	-	-	-	-	-
Maple Ridge Township, Precinct 1	-	-	-	-	-	-	-
Ossineke Township, Precinct 1	-	-	-	-	-	-	-
Sanborn Township, Precinct 1	-	-	-	-	-	-	-
Wellington Township, Precinct 1	-	-	-	-	-	-	-
Wilson Township, Precinct 1	-	-	-	-	-	-	-
PRESQUE ISLE Krakow Township P1A	-	-	-	-	-	-	-
PRESQUE ISLE Presque Isle Township P1	-	-	-	-	-	-	-
Total	1115	265	94	93	98.94%	1	1.06%

Statement of Votes Cast
Alpena County, MI
2016 General Primary
SOVC For Jurisdiction Wide, All Counters, All Races
August 2, 2016
Primary Election

	REP Alpena Twp 5 Delegate								
	Reg. Voters	Times Counted	Total Votes	Brenda Fournier (REP)		Gerald Fournier (REP)		Write-In Votes	
Jurisdiction Wide									
City of Alpena, Precinct 1	-	-	-	-	-	-	-	-	-
City of Alpena, Precinct 3	-	-	-	-	-	-	-	-	-
City of Alpena, Precinct 4	-	-	-	-	-	-	-	-	-
City of Alpena, Precinct 5	-	-	-	-	-	-	-	-	-
City of Alpena, Precinct 6	-	-	-	-	-	-	-	-	-
Alpena Township, Precinct 1	-	-	-	-	-	-	-	-	-
Alpena Township, Precinct 2	-	-	-	-	-	-	-	-	-
Alpena Township, Precinct 3	-	-	-	-	-	-	-	-	-
Alpena Township, Precinct 4	-	-	-	-	-	-	-	-	-
Alpena Township, Precinct 5	1516	473	279	142	50.90%	137	49.10%	0	0.00%
Green Township, Precinct 1	-	-	-	-	-	-	-	-	-
Long Rapids Township, Precinct 1	-	-	-	-	-	-	-	-	-
Maple Ridge Township, Precinct 1	-	-	-	-	-	-	-	-	-
Ossineke Township, Precinct 1	-	-	-	-	-	-	-	-	-
Sanborn Township, Precinct 1	-	-	-	-	-	-	-	-	-
Wellington Township, Precinct 1	-	-	-	-	-	-	-	-	-
Wilson Township, Precinct 1	-	-	-	-	-	-	-	-	-
PRESQUE ISLE Krakow Township P1A	-	-	-	-	-	-	-	-	-
PRESQUE ISLE Presque Isle Township P1	-	-	-	-	-	-	-	-	-
Total	1516	473	279	142	50.90%	137	49.10%	0	0.00%

Statement of Votes Cast
Alpena County, MI
2016 General Primary
SOVC For Jurisdiction Wide, All Counters, All Races
August 2, 2016
Primary Election

	REP Green Twp 1 Delegate				
	Reg. Voters	Times Counted	Total Votes	Write-In Votes	
Jurisdiction Wide	-	-	-	-	-
City of Alpena, Precinct 1	-	-	-	-	-
City of Alpena, Precinct 3	-	-	-	-	-
City of Alpena, Precinct 4	-	-	-	-	-
City of Alpena, Precinct 5	-	-	-	-	-
City of Alpena, Precinct 6	-	-	-	-	-
Alpena Township, Precinct 1	-	-	-	-	-
Alpena Township, Precinct 2	-	-	-	-	-
Alpena Township, Precinct 3	-	-	-	-	-
Alpena Township, Precinct 4	-	-	-	-	-
Alpena Township, Precinct 5	924	175	3	3	100.00%
Green Township, Precinct 1	-	-	-	-	-
Long Rapids Township, Precinct 1	-	-	-	-	-
Maple Ridge Township, Precinct 1	-	-	-	-	-
Ossineke Township, Precinct 1	-	-	-	-	-
Sanborn Township, Precinct 1	-	-	-	-	-
Wellington Township, Precinct 1	-	-	-	-	-
Wilson Township, Precinct 1	-	-	-	-	-
PRESQUE ISLE Krakow Township P1A	-	-	-	-	-
PRESQUE ISLE Presque Isle Township P1	924	175	3	3	100.00%
Total					

Statement of Votes Cast
Alpena County, MI
2016 General Primary
SOVC For Jurisdiction Wide, All Counters, All Races
August 2, 2016
Primary Election

REP Long Rapids Twp 1 Delegate

	Reg. Voters	Times Counted	Total Votes	Don Clay (REP)		Write-In Votes	
Jurisdiction Wide							
City of Alpena, Precinct 1	-	-	-	-	-	-	-
City of Alpena, Precinct 3	-	-	-	-	-	-	-
City of Alpena, Precinct 4	-	-	-	-	-	-	-
City of Alpena, Precinct 5	-	-	-	-	-	-	-
City of Alpena, Precinct 6	-	-	-	-	-	-	-
Alpena Township, Precinct 1	-	-	-	-	-	-	-
Alpena Township, Precinct 2	-	-	-	-	-	-	-
Alpena Township, Precinct 3	-	-	-	-	-	-	-
Alpena Township, Precinct 4	-	-	-	-	-	-	-
Alpena Township, Precinct 5	-	-	-	-	-	-	-
Green Township, Precinct 1	-	-	-	-	-	-	-
Long Rapids Township, Precinct 1	800	200	102	102	100.00%	0	0.00%
Maple Ridge Township, Precinct 1	-	-	-	-	-	-	-
Ossineke Township, Precinct 1	-	-	-	-	-	-	-
Sanborn Township, Precinct 1	-	-	-	-	-	-	-
Wellington Township, Precinct 1	-	-	-	-	-	-	-
Wilson Township, Precinct 1	-	-	-	-	-	-	-
PRESQUE ISLE Krakow Township P1A	-	-	-	-	-	-	-
PRESQUE ISLE Presque Isle Township P1	-	-	-	-	-	-	-
Total	800	200	102	102	100.00%	0	0.00%

Statement of Votes Cast
Alpena County, MI
2016 General Primary
SOVC For Jurisdiction Wide, All Counters, All Races
August 2, 2016
Primary Election

	REP Maple Ridge Twp 1 Delegate								
	Reg. Voters	Times Counted	Total Votes	John Lawrence (REP)		Kevin Osbourne (REP)		Write-In Votes	
Jurisdiction Wide									
City of Alpena, Precinct 1	-	-	-	-	-	-	-	-	-
City of Alpena, Precinct 3	-	-	-	-	-	-	-	-	-
City of Alpena, Precinct 4	-	-	-	-	-	-	-	-	-
City of Alpena, Precinct 5	-	-	-	-	-	-	-	-	-
City of Alpena, Precinct 6	-	-	-	-	-	-	-	-	-
Alpena Township, Precinct 1	-	-	-	-	-	-	-	-	-
Alpena Township, Precinct 2	-	-	-	-	-	-	-	-	-
Alpena Township, Precinct 3	-	-	-	-	-	-	-	-	-
Alpena Township, Precinct 4	-	-	-	-	-	-	-	-	-
Alpena Township, Precinct 5	-	-	-	-	-	-	-	-	-
Green Township, Precinct 1	-	-	-	-	-	-	-	-	-
Long Rapids Township, Precinct 1	-	-	-	-	-	-	-	-	-
Maple Ridge Township, Precinct 1	1276	282	187	85	45.45%	99	52.94%	3	1.60%
Ossineke Township, Precinct 1	-	-	-	-	-	-	-	-	-
Sanborn Township, Precinct 1	-	-	-	-	-	-	-	-	-
Wellington Township, Precinct 1	-	-	-	-	-	-	-	-	-
Wilson Township, Precinct 1	-	-	-	-	-	-	-	-	-
PRESQUE ISLE Krakow Township P1A	-	-	-	-	-	-	-	-	-
PRESQUE ISLE Presque Isle Township P1	-	-	-	-	-	-	-	-	-
Total	1276	282	187	85	45.45%	99	52.94%	3	1.60%

Statement of Votes Cast
Alpena County, MI
2016 General Primary
SOVC For Jurisdiction Wide, All Counters, All Races
August 2, 2016
Primary Election

	REP Ossineke Twp 1 Delegate								
	Reg. Voters	Times Counted	Total Votes	Brandon E. Borke (REP)		Elaine Fortier (REP)		Write-In Votes	
Jurisdiction Wide									
City of Alpena, Precinct 1	-	-	-	-	-	-	-	-	-
City of Alpena, Precinct 3	-	-	-	-	-	-	-	-	-
City of Alpena, Precinct 4	-	-	-	-	-	-	-	-	-
City of Alpena, Precinct 5	-	-	-	-	-	-	-	-	-
City of Alpena, Precinct 6	-	-	-	-	-	-	-	-	-
Alpena Township, Precinct 1	-	-	-	-	-	-	-	-	-
Alpena Township, Precinct 2	-	-	-	-	-	-	-	-	-
Alpena Township, Precinct 3	-	-	-	-	-	-	-	-	-
Alpena Township, Precinct 4	-	-	-	-	-	-	-	-	-
Alpena Township, Precinct 5	-	-	-	-	-	-	-	-	-
Green Township, Precinct 1	-	-	-	-	-	-	-	-	-
Long Rapids Township, Precinct 1	-	-	-	-	-	-	-	-	-
Maple Ridge Township, Precinct 1	-	-	-	-	-	-	-	-	-
Ossineke Township, Precinct 1	1374	272	268	134	50.00%	133	49.63%	1	0.37%
Sanborn Township, Precinct 1	-	-	-	-	-	-	-	-	-
Wellington Township, Precinct 1	-	-	-	-	-	-	-	-	-
Wilson Township, Precinct 1	-	-	-	-	-	-	-	-	-
PRESQUE ISLE Krakow Township P1A	-	-	-	-	-	-	-	-	-
PRESQUE ISLE Presque Isle Township P1	-	-	-	-	-	-	-	-	-
Total	1374	272	268	134	50.00%	133	49.63%	1	0.37%

Statement of Votes Cast
Alpena County, MI
2016 General Primary
SOVC For Jurisdiction Wide, All Counters, All Races
August 2, 2016
Primary Election

	REP Sanborn Twp 1 Delegate					REP Wellington Twp 1 Delegate				
	Reg. Voters	Times Counted	Total Votes	Write-In Votes		Reg. Voters	Times Counted	Total Votes	Write-In Votes	
Jurisdiction Wide										
City of Alpena, Precinct 1	-	-	-	-	-	-	-	-	-	-
City of Alpena, Precinct 3	-	-	-	-	-	-	-	-	-	-
City of Alpena, Precinct 4	-	-	-	-	-	-	-	-	-	-
City of Alpena, Precinct 5	-	-	-	-	-	-	-	-	-	-
City of Alpena, Precinct 6	-	-	-	-	-	-	-	-	-	-
Alpena Township, Precinct 1	-	-	-	-	-	-	-	-	-	-
Alpena Township, Precinct 2	-	-	-	-	-	-	-	-	-	-
Alpena Township, Precinct 3	-	-	-	-	-	-	-	-	-	-
Alpena Township, Precinct 4	-	-	-	-	-	-	-	-	-	-
Alpena Township, Precinct 5	-	-	-	-	-	-	-	-	-	-
Green Township, Precinct 1	-	-	-	-	-	-	-	-	-	-
Long Rapids Township, Precinct 1	-	-	-	-	-	-	-	-	-	-
Maple Ridge Township, Precinct 1	-	-	-	-	-	-	-	-	-	-
Ossineke Township, Precinct 1	-	-	-	-	-	-	-	-	-	-
Sanborn Township, Precinct 1	1551	344	13	13	100.00%	190	59	3	3	100.00%
Wellington Township, Precinct 1	-	-	-	-	-	-	-	-	-	-
Wilson Township, Precinct 1	-	-	-	-	-	-	-	-	-	-
PRESQUE ISLE Krakow Township P1A	-	-	-	-	-	-	-	-	-	-
PRESQUE ISLE Presque Isle Township P1	-	-	-	-	-	-	-	-	-	-
Total	1551	344	13	13	100.00%	190	59	3	3	100.00%

Statement of Votes Cast
Alpena County, MI
2016 General Primary
SOVC For Jurisdiction Wide, All Counters, All Races
August 2, 2016
Primary Election

	REP Wilson Twp 1 Delegate				
	Reg. Voters	Times Counted	Total Votes	Write-In Votes	
Jurisdiction Wide					
City of Alpena, Precinct 1	-	-	-	-	-
City of Alpena, Precinct 3	-	-	-	-	-
City of Alpena, Precinct 4	-	-	-	-	-
City of Alpena, Precinct 5	-	-	-	-	-
City of Alpena, Precinct 6	-	-	-	-	-
Alpena Township, Precinct 1	-	-	-	-	-
Alpena Township, Precinct 2	-	-	-	-	-
Alpena Township, Precinct 3	-	-	-	-	-
Alpena Township, Precinct 4	-	-	-	-	-
Alpena Township, Precinct 5	-	-	-	-	-
Green Township, Precinct 1	-	-	-	-	-
Long Rapids Township, Precinct 1	-	-	-	-	-
Maple Ridge Township, Precinct 1	-	-	-	-	-
Ossineke Township, Precinct 1	-	-	-	-	-
Sanborn Township, Precinct 1	-	-	-	-	-
Wellington Township, Precinct 1	-	-	-	-	-
Wilson Township, Precinct 1	1526	383	7	7	100.00%
PRESQUE ISLE Krakow Township P1A	-	-	-	-	-
PRESQUE ISLE Presque Isle Township P1	-	-	-	-	-
Total	1526	383	7	7	100.00%

Statement of Votes Cast
Alpena County, MI
2016 General Primary
SOVC For Jurisdiction Wide, All Counters, All Races
August 2, 2016
Primary Election

	DEM D1 Congress								
	Reg. Voters	Times Counted	Total Votes	Jerry Cannon (DEM)		Lon Johnson (DEM)		Write-In Votes	
Jurisdiction Wide									
City of Alpena, Precinct 1	2521	300	134	33	24.63%	101	75.37%	0	0.00%
City of Alpena, Precinct 3	1356	293	124	18	14.52%	106	85.48%	0	0.00%
City of Alpena, Precinct 4	1338	322	141	35	24.82%	105	74.47%	1	0.71%
City of Alpena, Precinct 5	1332	399	155	29	18.71%	126	81.29%	0	0.00%
City of Alpena, Precinct 6	1574	326	137	26	18.98%	111	81.02%	0	0.00%
Alpena Township, Precinct 1	1426	307	116	26	22.41%	90	77.59%	0	0.00%
Alpena Township, Precinct 2	1712	482	226	55	24.34%	168	74.34%	3	1.33%
Alpena Township, Precinct 3	1717	503	203	48	23.65%	155	76.35%	0	0.00%
Alpena Township, Precinct 4	1115	265	128	35	27.34%	92	71.88%	1	0.78%
Alpena Township, Precinct 5	1516	473	214	46	21.50%	167	78.04%	1	0.47%
Green Township, Precinct 1	924	175	52	17	32.69%	35	67.31%	0	0.00%
Long Rapids Township, Precinct 1	800	200	56	13	23.21%	43	76.79%	0	0.00%
Maple Ridge Township, Precinct 1	1276	282	81	16	19.75%	65	80.25%	0	0.00%
Ossineke Township, Precinct 1	1374	272	43	11	25.58%	31	72.09%	1	2.33%
Sanborn Township, Precinct 1	1551	344	100	27	27.00%	73	73.00%	0	0.00%
Wellington Township, Precinct 1	190	59	6	3	50.00%	3	50.00%	0	0.00%
Wilson Township, Precinct 1	1526	383	50	13	26.00%	37	74.00%	0	0.00%
PRESQUE ISLE Krakow Township P1A	-	-	-	-	-	-	-	-	-
PRESQUE ISLE Presque Isle Township P1	-	-	-	-	-	-	-	-	-
Total	23248	5385	1966	451	22.94%	1508	76.70%	7	0.36%

Statement of Votes Cast
Alpena County, MI
2016 General Primary
SOVC For Jurisdiction Wide, All Counters, All Races
August 2, 2016
Primary Election

DEM D106 Representative

	Reg. Voters	Times Counted	Total Votes	Robert Kennedy (DEM)		Erin Kieliszewski (DEM)		Write-In Votes	
Jurisdiction Wide									
City of Alpena, Precinct 1	2521	300	148	56	37.84%	92	62.16%	0	0.00%
City of Alpena, Precinct 3	1356	293	129	35	27.13%	93	72.09%	1	0.78%
City of Alpena, Precinct 4	1338	322	150	58	38.67%	91	60.67%	1	0.67%
City of Alpena, Precinct 5	1332	399	170	52	30.59%	118	69.41%	0	0.00%
City of Alpena, Precinct 6	1574	326	149	44	29.53%	105	70.47%	0	0.00%
Alpena Township, Precinct 1	1426	307	134	41	30.60%	93	69.40%	0	0.00%
Alpena Township, Precinct 2	1712	482	240	54	22.50%	185	77.08%	1	0.42%
Alpena Township, Precinct 3	1717	503	232	63	27.16%	169	72.84%	0	0.00%
Alpena Township, Precinct 4	1115	265	140	31	22.14%	107	76.43%	2	1.43%
Alpena Township, Precinct 5	1516	473	226	68	30.09%	158	69.91%	0	0.00%
Green Township, Precinct 1	924	175	55	21	38.18%	34	61.82%	0	0.00%
Long Rapids Township, Precinct 1	800	200	62	20	32.26%	42	67.74%	0	0.00%
Maple Ridge Township, Precinct 1	1276	282	89	16	17.98%	73	82.02%	0	0.00%
Ossineke Township, Precinct 1	1374	272	43	25	58.14%	18	41.86%	0	0.00%
Sanborn Township, Precinct 1	1551	344	116	52	44.83%	64	55.17%	0	0.00%
Wellington Township, Precinct 1	190	59	7	3	42.86%	4	57.14%	0	0.00%
Wilson Township, Precinct 1	1526	383	54	12	22.22%	42	77.78%	0	0.00%
PRESQUE ISLE Krakow Township P1A	-	-	-	-	-	-	-	-	-
PRESQUE ISLE Presque Isle Township P1	-	-	-	-	-	-	-	-	-
Total	23248	5385	2144	651	30.36%	1488	69.40%	5	0.23%

Statement of Votes Cast
Alpena County, MI
2016 General Primary
SOVC For Jurisdiction Wide, All Counters, All Races
August 2, 2016
Primary Election

	DEM Prosecuting Attorney						
	Reg. Voters	Times Counted	Total Votes	K. Edward Black (DEM)		Write-In Votes	
Jurisdiction Wide	23248	5385	1892	1883	99.52%	9	0.48%
City of Alpena, Precinct 1	2521	300	135	135	100.00%	0	0.00%
City of Alpena, Precinct 3	1356	293	116	116	100.00%	0	0.00%
City of Alpena, Precinct 4	1338	322	133	131	98.50%	2	1.50%
City of Alpena, Precinct 5	1332	399	152	150	98.68%	2	1.32%
City of Alpena, Precinct 6	1574	326	133	132	99.25%	1	0.75%
Alpena Township, Precinct 1	1426	307	116	115	99.14%	1	0.86%
Alpena Township, Precinct 2	1712	482	204	203	99.51%	1	0.49%
Alpena Township, Precinct 3	1717	503	204	203	99.51%	1	0.49%
Alpena Township, Precinct 4	1115	265	119	118	99.16%	1	0.84%
Alpena Township, Precinct 5	1516	473	201	201	100.00%	0	0.00%
Green Township, Precinct 1	924	175	47	47	100.00%	0	0.00%
Long Rapids Township, Precinct 1	800	200	52	52	100.00%	0	0.00%
Maple Ridge Township, Precinct 1	1276	282	79	79	100.00%	0	0.00%
Ossineke Township, Precinct 1	1374	272	42	42	100.00%	0	0.00%
Sanborn Township, Precinct 1	1551	344	104	104	100.00%	0	0.00%
Wellington Township, Precinct 1	190	59	6	6	100.00%	0	0.00%
Wilson Township, Precinct 1	1526	383	49	49	100.00%	0	0.00%
PRESQUE ISLE Krakow Township P1A	-	-	-	-	-	-	-
PRESQUE ISLE Presque Isle Township P1	-	-	-	-	-	-	-
Total							

Statement of Votes Cast
Alpena County, MI
2016 General Primary
SOVC For Jurisdiction Wide, All Counters, All Races
August 2, 2016
Primary Election

	DEM County Sheriff					DEM County Clerk				
	Reg. Voters	Times Counted	Total Votes	Write-In Votes		Reg. Voters	Times Counted	Total Votes	Write-In Votes	
Jurisdiction Wide										
City of Alpena, Precinct 1	2521	300	23	23	100.00%	2521	300	22	22	100.00%
City of Alpena, Precinct 3	1356	293	15	15	100.00%	1356	293	15	15	100.00%
City of Alpena, Precinct 4	1338	322	14	14	100.00%	1338	322	14	14	100.00%
City of Alpena, Precinct 5	1332	399	9	9	100.00%	1332	399	12	12	100.00%
City of Alpena, Precinct 6	1574	326	13	13	100.00%	1574	326	11	11	100.00%
Alpena Township, Precinct 1	1426	307	11	11	100.00%	1426	307	8	8	100.00%
Alpena Township, Precinct 2	1712	482	15	15	100.00%	1712	482	12	12	100.00%
Alpena Township, Precinct 3	1717	503	8	8	100.00%	1717	503	6	6	100.00%
Alpena Township, Precinct 4	1115	265	8	8	100.00%	1115	265	8	8	100.00%
Alpena Township, Precinct 5	1516	473	13	13	100.00%	1516	473	13	13	100.00%
Green Township, Precinct 1	924	175	3	3	100.00%	924	175	1	1	100.00%
Long Rapids Township, Precinct 1	800	200	2	2	100.00%	800	200	2	2	100.00%
Maple Ridge Township, Precinct 1	1276	282	8	8	100.00%	1276	282	9	9	100.00%
Ossineke Township, Precinct 1	1374	272	5	5	100.00%	1374	272	3	3	100.00%
Sanborn Township, Precinct 1	1551	344	4	4	100.00%	1551	344	3	3	100.00%
Wellington Township, Precinct 1	190	59	1	1	100.00%	190	59	0	0	-
Wilson Township, Precinct 1	1526	383	3	3	100.00%	1526	383	4	4	100.00%
PRESQUE ISLE Krakow Township P1A	-	-	-	-	-	-	-	-	-	-
PRESQUE ISLE Presque Isle Township P1	-	-	-	-	-	-	-	-	-	-
Total	23248	5385	155	155	100.00%	23248	5385	143	143	100.00%

Statement of Votes Cast
Alpena County, MI
2016 General Primary
SOVC For Jurisdiction Wide, All Counters, All Races
August 2, 2016
Primary Election

	DEM County Treasurer						
	Reg. Voters	Times Counted	Total Votes	Kimberly Ludlow (DEM)		Write-In Votes	
Jurisdiction Wide							
City of Alpena, Precinct 1	2521	300	123	122	99.19%	1	0.81%
City of Alpena, Precinct 3	1356	293	99	99	100.00%	0	0.00%
City of Alpena, Precinct 4	1338	322	111	108	97.30%	3	2.70%
City of Alpena, Precinct 5	1332	399	134	133	99.25%	1	0.75%
City of Alpena, Precinct 6	1574	326	112	111	99.11%	1	0.89%
Alpena Township, Precinct 1	1426	307	96	96	100.00%	0	0.00%
Alpena Township, Precinct 2	1712	482	176	174	98.86%	2	1.14%
Alpena Township, Precinct 3	1717	503	173	172	99.42%	1	0.58%
Alpena Township, Precinct 4	1115	265	104	104	100.00%	0	0.00%
Alpena Township, Precinct 5	1516	473	161	161	100.00%	0	0.00%
Green Township, Precinct 1	924	175	38	38	100.00%	0	0.00%
Long Rapids Township, Precinct 1	800	200	43	43	100.00%	0	0.00%
Maple Ridge Township, Precinct 1	1276	282	69	68	98.55%	1	1.45%
Ossineke Township, Precinct 1	1374	272	35	34	97.14%	1	2.86%
Sanborn Township, Precinct 1	1551	344	90	90	100.00%	0	0.00%
Wellington Township, Precinct 1	190	59	7	7	100.00%	0	0.00%
Wilson Township, Precinct 1	1526	383	45	45	100.00%	0	0.00%
PRESQUE ISLE Krakow Township P1A	-	-	-	-	-	-	-
PRESQUE ISLE Presque Isle Township P1	-	-	-	-	-	-	-
Total	23248	5385	1616	1605	99.32%	11	0.68%

Statement of Votes Cast
Alpena County, MI
2016 General Primary
SOVC For Jurisdiction Wide, All Counters, All Races
August 2, 2016
Primary Election

	DEM Register of Deeds					DEM Drain Commissioner				
	Reg. Voters	Times Counted	Total Votes	Write-In Votes		Reg. Voters	Times Counted	Total Votes	Write-In Votes	
Jurisdiction Wide										
City of Alpena, Precinct 1	2521	300	24	24	100.00%	2521	300	22	22	100.00%
City of Alpena, Precinct 3	1356	293	14	14	100.00%	1356	293	14	14	100.00%
City of Alpena, Precinct 4	1338	322	12	12	100.00%	1338	322	13	13	100.00%
City of Alpena, Precinct 5	1332	399	10	10	100.00%	1332	399	10	10	100.00%
City of Alpena, Precinct 6	1574	326	13	13	100.00%	1574	326	12	12	100.00%
Alpena Township, Precinct 1	1426	307	10	10	100.00%	1426	307	10	10	100.00%
Alpena Township, Precinct 2	1712	482	10	10	100.00%	1712	482	10	10	100.00%
Alpena Township, Precinct 3	1717	503	8	8	100.00%	1717	503	9	9	100.00%
Alpena Township, Precinct 4	1115	265	10	10	100.00%	1115	265	11	11	100.00%
Alpena Township, Precinct 5	1516	473	10	10	100.00%	1516	473	11	11	100.00%
Green Township, Precinct 1	924	175	3	3	100.00%	924	175	3	3	100.00%
Long Rapids Township, Precinct 1	800	200	3	3	100.00%	800	200	2	2	100.00%
Maple Ridge Township, Precinct 1	1276	282	8	8	100.00%	1276	282	11	11	100.00%
Ossineke Township, Precinct 1	1374	272	3	3	100.00%	1374	272	3	3	100.00%
Sanborn Township, Precinct 1	1551	344	4	4	100.00%	1551	344	4	4	100.00%
Wellington Township, Precinct 1	190	59	0	0	-	190	59	0	0	-
Wilson Township, Precinct 1	1526	383	3	3	100.00%	1526	383	4	4	100.00%
PRESQUE ISLE Krakow Township P1A	-	-	-	-	-	-	-	-	-	-
PRESQUE ISLE Presque Isle Township P1	-	-	-	-	-	-	-	-	-	-
Total	23248	5385	145	145	100.00%	23248	5385	149	149	100.00%

Statement of Votes Cast
Alpena County, MI
2016 General Primary
SOVC For Jurisdiction Wide, All Counters, All Races
August 2, 2016
Primary Election

	DEM D1 Commissioner						
	Reg. Voters	Times Counted	Total Votes	Jeffrey M. Kowalski (DEM)		Write-In Votes	
Jurisdiction Wide	-	-	-	-	-	-	-
City of Alpena, Precinct 1	-	-	-	-	-	-	-
City of Alpena, Precinct 3	-	-	-	-	-	-	-
City of Alpena, Precinct 4	1332	399	142	141	99.30%	1	0.70%
City of Alpena, Precinct 5	1574	326	125	125	100.00%	0	0.00%
City of Alpena, Precinct 6	-	-	-	-	-	-	-
Alpena Township, Precinct 1	-	-	-	-	-	-	-
Alpena Township, Precinct 2	-	-	-	-	-	-	-
Alpena Township, Precinct 3	-	-	-	-	-	-	-
Alpena Township, Precinct 4	-	-	-	-	-	-	-
Alpena Township, Precinct 5	-	-	-	-	-	-	-
Green Township, Precinct 1	-	-	-	-	-	-	-
Long Rapids Township, Precinct 1	-	-	-	-	-	-	-
Maple Ridge Township, Precinct 1	-	-	-	-	-	-	-
Ossineke Township, Precinct 1	-	-	-	-	-	-	-
Sanborn Township, Precinct 1	-	-	-	-	-	-	-
Wellington Township, Precinct 1	-	-	-	-	-	-	-
Wilson Township, Precinct 1	-	-	-	-	-	-	-
PRESQUE ISLE Krakow Township P1A	-	-	-	-	-	-	-
PRESQUE ISLE Presque Isle Township P1	-	-	-	-	-	-	-
Total	2906	725	267	266	99.63%	1	0.37%

Statement of Votes Cast
Alpena County, MI
2016 General Primary
SOVC For Jurisdiction Wide, All Counters, All Races
August 2, 2016
Primary Election

	DEM D2 Commissioner						
	Reg. Voters	Times Counted	Total Votes	Robert Adrian (DEM)		Write-In Votes	
Jurisdiction Wide							
City of Alpena, Precinct 1	2521	300	118	118	100.00%	0	0.00%
City of Alpena, Precinct 3	-	-	-	-	-	-	-
City of Alpena, Precinct 4	-	-	-	-	-	-	-
City of Alpena, Precinct 5	-	-	-	-	-	-	-
City of Alpena, Precinct 6	-	-	-	-	-	-	-
Alpena Township, Precinct 1	-	-	-	-	-	-	-
Alpena Township, Precinct 2	-	-	-	-	-	-	-
Alpena Township, Precinct 3	-	-	-	-	-	-	-
Alpena Township, Precinct 4	-	-	-	-	-	-	-
Alpena Township, Precinct 5	-	-	-	-	-	-	-
Green Township, Precinct 1	-	-	-	-	-	-	-
Long Rapids Township, Precinct 1	-	-	-	-	-	-	-
Maple Ridge Township, Precinct 1	-	-	-	-	-	-	-
Ossineke Township, Precinct 1	-	-	-	-	-	-	-
Sanborn Township, Precinct 1	-	-	-	-	-	-	-
Wellington Township, Precinct 1	-	-	-	-	-	-	-
Wilson Township, Precinct 1	-	-	-	-	-	-	-
PRESQUE ISLE Krakow Township P1A	-	-	-	-	-	-	-
PRESQUE ISLE Presque Isle Township P1	-	-	-	-	-	-	-
Total	2521	300	118	118	100.00%	0	0.00%

Statement of Votes Cast
Alpena County, MI
2016 General Primary
SOVC For Jurisdiction Wide, All Counters, All Races
August 2, 2016
Primary Election

	DEM D3 Commissioner						
	Reg. Voters	Times Counted	Total Votes	Richard Neumann (DEM)		Write-In Votes	
Jurisdiction Wide							
City of Alpena, Precinct 1	-	-	-	-	-	-	-
City of Alpena, Precinct 3	1356	293	101	101	100.00%	0	0.00%
City of Alpena, Precinct 4	1338	322	112	110	98.21%	2	1.79%
City of Alpena, Precinct 5	-	-	-	-	-	-	-
City of Alpena, Precinct 6	-	-	-	-	-	-	-
Alpena Township, Precinct 1	-	-	-	-	-	-	-
Alpena Township, Precinct 2	-	-	-	-	-	-	-
Alpena Township, Precinct 3	-	-	-	-	-	-	-
Alpena Township, Precinct 4	-	-	-	-	-	-	-
Alpena Township, Precinct 5	-	-	-	-	-	-	-
Green Township, Precinct 1	-	-	-	-	-	-	-
Long Rapids Township, Precinct 1	-	-	-	-	-	-	-
Maple Ridge Township, Precinct 1	-	-	-	-	-	-	-
Ossineke Township, Precinct 1	-	-	-	-	-	-	-
Sanborn Township, Precinct 1	-	-	-	-	-	-	-
Wellington Township, Precinct 1	-	-	-	-	-	-	-
Wilson Township, Precinct 1	-	-	-	-	-	-	-
PRESQUE ISLE Krakow Township P1A	-	-	-	-	-	-	-
PRESQUE ISLE Presque Isle Township P1	-	-	-	-	-	-	-
Total	2694	615	213	211	99.06%	2	0.94%

Statement of Votes Cast
Alpena County, MI
2016 General Primary
SOVC For Jurisdiction Wide, All Counters, All Races
August 2, 2016
Primary Election

	DEM D4 Commissioner				
	Reg. Voters	Times Counted	Total Votes	Write-In Votes	
Jurisdiction Wide					
City of Alpena, Precinct 1	-	-	-	-	-
City of Alpena, Precinct 3	-	-	-	-	-
City of Alpena, Precinct 4	-	-	-	-	-
City of Alpena, Precinct 5	-	-	-	-	-
City of Alpena, Precinct 6	-	-	-	-	-
Alpena Township, Precinct 1	-	-	-	-	-
Alpena Township, Precinct 2	1712	482	10	10	100.00%
Alpena Township, Precinct 3	1717	503	9	9	100.00%
Alpena Township, Precinct 4	-	-	-	-	-
Alpena Township, Precinct 5	-	-	-	-	-
Green Township, Precinct 1	-	-	-	-	-
Long Rapids Township, Precinct 1	-	-	-	-	-
Maple Ridge Township, Precinct 1	-	-	-	-	-
Ossineke Township, Precinct 1	-	-	-	-	-
Sanborn Township, Precinct 1	-	-	-	-	-
Wellington Township, Precinct 1	-	-	-	-	-
Wilson Township, Precinct 1	-	-	-	-	-
PRESQUE ISLE Krakow Township P1A	-	-	-	-	-
PRESQUE ISLE Presque Isle Township P1	-	-	-	-	-
Total	3429	985	19	19	100.00%

Statement of Votes Cast
Alpena County, MI
2016 General Primary
SOVC For Jurisdiction Wide, All Counters, All Races
August 2, 2016
Primary Election

	DEM D5 Commissioner						
	Reg. Voters	Times Counted	Total Votes	Mary A. Hess (DEM)		Write-In Votes	
Jurisdiction Wide							
City of Alpena, Precinct 1	-	-	-	-	-	-	-
City of Alpena, Precinct 3	-	-	-	-	-	-	-
City of Alpena, Precinct 4	-	-	-	-	-	-	-
City of Alpena, Precinct 5	-	-	-	-	-	-	-
City of Alpena, Precinct 6	-	-	-	-	-	-	-
Alpena Township, Precinct 1	-	-	-	-	-	-	-
Alpena Township, Precinct 2	-	-	-	-	-	-	-
Alpena Township, Precinct 3	-	-	-	-	-	-	-
Alpena Township, Precinct 4	1115	265	101	100	99.01%	1	0.99%
Alpena Township, Precinct 5	1516	473	164	164	100.00%	0	0.00%
Green Township, Precinct 1	-	-	-	-	-	-	-
Long Rapids Township, Precinct 1	-	-	-	-	-	-	-
Maple Ridge Township, Precinct 1	-	-	-	-	-	-	-
Ossineke Township, Precinct 1	-	-	-	-	-	-	-
Sanborn Township, Precinct 1	-	-	-	-	-	-	-
Wellington Township, Precinct 1	-	-	-	-	-	-	-
Wilson Township, Precinct 1	-	-	-	-	-	-	-
PRESQUE ISLE Krakow Township P1A	-	-	-	-	-	-	-
PRESQUE ISLE Presque Isle Township P1	-	-	-	-	-	-	-
Total	2631	738	265	264	99.62%	1	0.38%

Statement of Votes Cast
Alpena County, MI
2016 General Primary
SOVC For Jurisdiction Wide, All Counters, All Races
August 2, 2016
Primary Election

	DEM D6 Commissioner					DEM D7 Commissioner				
	Reg. Voters	Times Counted	Total Votes	Write-In Votes		Reg. Voters	Times Counted	Total Votes	Write-In Votes	
Jurisdiction Wide										
City of Alpena, Precinct 1	-	-	-	-	-	-	-	-	-	-
City of Alpena, Precinct 3	-	-	-	-	-	-	-	-	-	-
City of Alpena, Precinct 4	-	-	-	-	-	-	-	-	-	-
City of Alpena, Precinct 5	-	-	-	-	-	-	-	-	-	-
City of Alpena, Precinct 6	-	-	-	-	-	-	-	-	-	-
Alpena Township, Precinct 1	1426	307	9	9	100.00%	-	-	-	-	-
Alpena Township, Precinct 2	-	-	-	-	-	-	-	-	-	-
Alpena Township, Precinct 3	-	-	-	-	-	-	-	-	-	-
Alpena Township, Precinct 4	-	-	-	-	-	-	-	-	-	-
Alpena Township, Precinct 5	-	-	-	-	-	-	-	-	-	-
Green Township, Precinct 1	-	-	-	-	-	924	175	2	2	100.00%
Long Rapids Township, Precinct 1	429	95	2	2	100.00%	371	105	0	0	-
Maple Ridge Township, Precinct 1	1276	282	8	8	100.00%	-	-	-	-	-
Ossineke Township, Precinct 1	-	-	-	-	-	-	-	-	-	-
Sanborn Township, Precinct 1	-	-	-	-	-	-	-	-	-	-
Wellington Township, Precinct 1	-	-	-	-	-	190	59	0	0	-
Wilson Township, Precinct 1	-	-	-	-	-	1526	383	3	3	100.00%
PRESQUE ISLE Krakow Township P1A	-	-	-	-	-	-	-	-	-	-
PRESQUE ISLE Presque Isle Township P1	-	-	-	-	-	-	-	-	-	-
Total	3131	684	19	19	100.00%	3011	722	5	5	100.00%

Statement of Votes Cast
Alpena County, MI
2016 General Primary
SOVC For Jurisdiction Wide, All Counters, All Races
August 2, 2016
Primary Election

	DEM D8 Commissioner				
	Reg. Voters	Times Counted	Total Votes	Write-In Votes	
Jurisdiction Wide					
City of Alpena, Precinct 1	-	-	-	-	-
City of Alpena, Precinct 3	-	-	-	-	-
City of Alpena, Precinct 4	-	-	-	-	-
City of Alpena, Precinct 5	-	-	-	-	-
City of Alpena, Precinct 6	-	-	-	-	-
Alpena Township, Precinct 1	-	-	-	-	-
Alpena Township, Precinct 2	-	-	-	-	-
Alpena Township, Precinct 3	-	-	-	-	-
Alpena Township, Precinct 4	-	-	-	-	-
Alpena Township, Precinct 5	-	-	-	-	-
Green Township, Precinct 1	-	-	-	-	-
Long Rapids Township, Precinct 1	-	-	-	-	-
Maple Ridge Township, Precinct 1	-	-	-	-	-
Ossineke Township, Precinct 1	1374	272	3	3	100.00%
Sanborn Township, Precinct 1	1551	344	4	4	100.00%
Wellington Township, Precinct 1	-	-	-	-	-
Wilson Township, Precinct 1	-	-	-	-	-
PRESQUE ISLE Krakow Township P1A	-	-	-	-	-
PRESQUE ISLE Presque Isle Township P1	-	-	-	-	-
Total	2925	616	7	7	100.00%

Statement of Votes Cast
Alpena County, MI
2016 General Primary
SOVC For Jurisdiction Wide, All Counters, All Races
August 2, 2016
Primary Election

	DEM Alpena Twp Supervisor								
	Reg. Voters	Times Counted	Total Votes	Scot R. McKenzie (DEM)		Stanley L. Mischley (DEM)		Marie A. Twite (DEM)	
Jurisdiction Wide									
City of Alpena, Precinct 1	-	-	-	-	-	-	-	-	-
City of Alpena, Precinct 3	-	-	-	-	-	-	-	-	-
City of Alpena, Precinct 4	-	-	-	-	-	-	-	-	-
City of Alpena, Precinct 5	-	-	-	-	-	-	-	-	-
City of Alpena, Precinct 6	-	-	-	-	-	-	-	-	-
Alpena Township, Precinct 1	1426	307	134	78	58.21%	28	20.90%	28	20.90%
Alpena Township, Precinct 2	1712	482	242	149	61.57%	30	12.40%	62	25.62%
Alpena Township, Precinct 3	1717	503	231	138	59.74%	51	22.08%	42	18.18%
Alpena Township, Precinct 4	1115	265	145	108	74.48%	13	8.97%	24	16.55%
Alpena Township, Precinct 5	1516	473	235	174	74.04%	22	9.36%	39	16.60%
Green Township, Precinct 1	-	-	-	-	-	-	-	-	-
Long Rapids Township, Precinct 1	-	-	-	-	-	-	-	-	-
Maple Ridge Township, Precinct 1	-	-	-	-	-	-	-	-	-
Ossineke Township, Precinct 1	-	-	-	-	-	-	-	-	-
Sanborn Township, Precinct 1	-	-	-	-	-	-	-	-	-
Wellington Township, Precinct 1	-	-	-	-	-	-	-	-	-
Wilson Township, Precinct 1	-	-	-	-	-	-	-	-	-
PRESQUE ISLE Krakow Township P1A	-	-	-	-	-	-	-	-	-
PRESQUE ISLE Presque Isle Township P1	-	-	-	-	-	-	-	-	-
Total	7486	2030	987	647	65.55%	144	14.59%	195	19.76%

Statement of Votes Cast
Alpena County, MI
2016 General Primary
SOVC For Jurisdiction Wide, All Counters, All Races
August 2, 2016
Primary Election

	DEM Alpena Twp Supervisor Write-In Votes	
Jurisdiction Wide		
City of Alpena, Precinct 1	-	-
City of Alpena, Precinct 3	-	-
City of Alpena, Precinct 4	-	-
City of Alpena, Precinct 5	-	-
City of Alpena, Precinct 6	-	-
Alpena Township, Precinct 1	0	0.00%
Alpena Township, Precinct 2	1	0.41%
Alpena Township, Precinct 3	0	0.00%
Alpena Township, Precinct 4	0	0.00%
Alpena Township, Precinct 5	0	0.00%
Green Township, Precinct 1	-	-
Long Rapids Township, Precinct 1	-	-
Maple Ridge Township, Precinct 1	-	-
Ossineke Township, Precinct 1	-	-
Sanborn Township, Precinct 1	-	-
Wellington Township, Precinct 1	-	-
Wilson Township, Precinct 1	-	-
PRESQUE ISLE Krakow Township P1A	-	-
PRESQUE ISLE Presque Isle Township P1	-	-
Total	1	0.10%

Statement of Votes Cast
Alpena County, MI
2016 General Primary
SOVC For Jurisdiction Wide, All Counters, All Races
August 2, 2016
Primary Election

	DEM Alpena Twp Clerk								
	Reg. Voters	Times Counted	Total Votes	Karie K. Bleau (DEM)		T. Juergen Thusat (DEM)		Write-In Votes	
Jurisdiction Wide									
City of Alpena, Precinct 1	-	-	-	-	-	-	-	-	-
City of Alpena, Precinct 3	-	-	-	-	-	-	-	-	-
City of Alpena, Precinct 4	-	-	-	-	-	-	-	-	-
City of Alpena, Precinct 5	-	-	-	-	-	-	-	-	-
City of Alpena, Precinct 6	-	-	-	-	-	-	-	-	-
Alpena Township, Precinct 1	1426	307	120	79	65.83%	41	34.17%	0	0.00%
Alpena Township, Precinct 2	1712	482	199	127	63.82%	69	34.67%	3	1.51%
Alpena Township, Precinct 3	1717	503	210	142	67.62%	67	31.90%	1	0.48%
Alpena Township, Precinct 4	1115	265	129	85	65.89%	44	34.11%	0	0.00%
Alpena Township, Precinct 5	1516	473	207	142	68.60%	65	31.40%	0	0.00%
Green Township, Precinct 1	-	-	-	-	-	-	-	-	-
Long Rapids Township, Precinct 1	-	-	-	-	-	-	-	-	-
Maple Ridge Township, Precinct 1	-	-	-	-	-	-	-	-	-
Ossineke Township, Precinct 1	-	-	-	-	-	-	-	-	-
Sanborn Township, Precinct 1	-	-	-	-	-	-	-	-	-
Wellington Township, Precinct 1	-	-	-	-	-	-	-	-	-
Wilson Township, Precinct 1	-	-	-	-	-	-	-	-	-
PRESQUE ISLE Krakow Township P1A	-	-	-	-	-	-	-	-	-
PRESQUE ISLE Presque Isle Township P1	-	-	-	-	-	-	-	-	-
Total	7486	2030	865	575	66.47%	286	33.06%	4	0.46%

Statement of Votes Cast
Alpena County, MI
2016 General Primary
SOVC For Jurisdiction Wide, All Counters, All Races
August 2, 2016
Primary Election

DEM Alpena Twp Treasurer

	Reg. Voters	Times Counted	Total Votes	Write-In Votes	
Jurisdiction Wide					
City of Alpena, Precinct 1	-	-	-	-	-
City of Alpena, Precinct 3	-	-	-	-	-
City of Alpena, Precinct 4	-	-	-	-	-
City of Alpena, Precinct 5	-	-	-	-	-
City of Alpena, Precinct 6	-	-	-	-	-
Alpena Township, Precinct 1	1426	307	9	9	100.00%
Alpena Township, Precinct 2	1712	482	8	8	100.00%
Alpena Township, Precinct 3	1717	503	7	7	100.00%
Alpena Township, Precinct 4	1115	265	7	7	100.00%
Alpena Township, Precinct 5	1516	473	10	10	100.00%
Green Township, Precinct 1	-	-	-	-	-
Long Rapids Township, Precinct 1	-	-	-	-	-
Maple Ridge Township, Precinct 1	-	-	-	-	-
Ossineke Township, Precinct 1	-	-	-	-	-
Sanborn Township, Precinct 1	-	-	-	-	-
Wellington Township, Precinct 1	-	-	-	-	-
Wilson Township, Precinct 1	-	-	-	-	-
PRESQUE ISLE Krakow Township P1A	-	-	-	-	-
PRESQUE ISLE Presque Isle Township P1	-	-	-	-	-
Total	7486	2030	41	41	100.00%

Statement of Votes Cast
Alpena County, MI
2016 General Primary
SOVC For Jurisdiction Wide, All Counters, All Races
August 2, 2016
Primary Election

	DEM Alpena Twp Trustee								
	Reg. Voters	Times Counted	Total Votes	Matthew E. Dunckel (DEM)		Bret Finzel (DEM)		Write-In Votes	
Jurisdiction Wide									
City of Alpena, Precinct 1	-	-	-	-	-	-	-	-	-
City of Alpena, Precinct 3	-	-	-	-	-	-	-	-	-
City of Alpena, Precinct 4	-	-	-	-	-	-	-	-	-
City of Alpena, Precinct 5	-	-	-	-	-	-	-	-	-
City of Alpena, Precinct 6	-	-	-	-	-	-	-	-	-
Alpena Township, Precinct 1	1426	307	156	92	58.97%	64	41.03%	0	0.00%
Alpena Township, Precinct 2	1712	482	271	142	52.40%	127	46.86%	2	0.74%
Alpena Township, Precinct 3	1717	503	280	165	58.93%	115	41.07%	0	0.00%
Alpena Township, Precinct 4	1115	265	164	99	60.37%	65	39.63%	0	0.00%
Alpena Township, Precinct 5	1516	473	278	154	55.40%	122	43.88%	2	0.72%
Green Township, Precinct 1	-	-	-	-	-	-	-	-	-
Long Rapids Township, Precinct 1	-	-	-	-	-	-	-	-	-
Maple Ridge Township, Precinct 1	-	-	-	-	-	-	-	-	-
Ossineke Township, Precinct 1	-	-	-	-	-	-	-	-	-
Sanborn Township, Precinct 1	-	-	-	-	-	-	-	-	-
Wellington Township, Precinct 1	-	-	-	-	-	-	-	-	-
Wilson Township, Precinct 1	-	-	-	-	-	-	-	-	-
PRESQUE ISLE Krakow Township P1A	-	-	-	-	-	-	-	-	-
PRESQUE ISLE Presque Isle Township P1	-	-	-	-	-	-	-	-	-
Total	7486	2030	1149	652	56.74%	493	42.91%	4	0.35%

Statement of Votes Cast
Alpena County, MI
2016 General Primary
SOVC For Jurisdiction Wide, All Counters, All Races
August 2, 2016
Primary Election

	DEM Green Twp Supervisor					DEM Green Twp Clerk				
	Reg. Voters	Times Counted	Total Votes	Write-In Votes		Reg. Voters	Times Counted	Total Votes	Write-In Votes	
Jurisdiction Wide										
City of Alpena, Precinct 1	-	-	-	-	-	-	-	-	-	-
City of Alpena, Precinct 3	-	-	-	-	-	-	-	-	-	-
City of Alpena, Precinct 4	-	-	-	-	-	-	-	-	-	-
City of Alpena, Precinct 5	-	-	-	-	-	-	-	-	-	-
City of Alpena, Precinct 6	-	-	-	-	-	-	-	-	-	-
Alpena Township, Precinct 1	-	-	-	-	-	-	-	-	-	-
Alpena Township, Precinct 2	-	-	-	-	-	-	-	-	-	-
Alpena Township, Precinct 3	-	-	-	-	-	-	-	-	-	-
Alpena Township, Precinct 4	-	-	-	-	-	-	-	-	-	-
Alpena Township, Precinct 5	-	-	-	-	-	-	-	-	-	-
Green Township, Precinct 1	924	175	5	5	100.00%	924	175	5	5	100.00%
Long Rapids Township, Precinct 1	-	-	-	-	-	-	-	-	-	-
Maple Ridge Township, Precinct 1	-	-	-	-	-	-	-	-	-	-
Ossineke Township, Precinct 1	-	-	-	-	-	-	-	-	-	-
Sanborn Township, Precinct 1	-	-	-	-	-	-	-	-	-	-
Wellington Township, Precinct 1	-	-	-	-	-	-	-	-	-	-
Wilson Township, Precinct 1	-	-	-	-	-	-	-	-	-	-
PRESQUE ISLE Krakow Township P1A	-	-	-	-	-	-	-	-	-	-
PRESQUE ISLE Presque Isle Township P1	-	-	-	-	-	-	-	-	-	-
Total	924	175	5	5	100.00%	924	175	5	5	100.00%

Statement of Votes Cast
Alpena County, MI
2016 General Primary
SOVC For Jurisdiction Wide, All Counters, All Races
August 2, 2016
Primary Election

	DEM Green Treasurer					DEM Green Trustee				
	Reg. Voters	Times Counted	Total Votes	Write-In Votes		Reg. Voters	Times Counted	Total Votes	Write-In Votes	
Jurisdiction Wide										
City of Alpena, Precinct 1	-	-	-	-	-	-	-	-	-	-
City of Alpena, Precinct 3	-	-	-	-	-	-	-	-	-	-
City of Alpena, Precinct 4	-	-	-	-	-	-	-	-	-	-
City of Alpena, Precinct 5	-	-	-	-	-	-	-	-	-	-
City of Alpena, Precinct 6	-	-	-	-	-	-	-	-	-	-
Alpena Township, Precinct 1	-	-	-	-	-	-	-	-	-	-
Alpena Township, Precinct 2	-	-	-	-	-	-	-	-	-	-
Alpena Township, Precinct 3	-	-	-	-	-	-	-	-	-	-
Alpena Township, Precinct 4	-	-	-	-	-	-	-	-	-	-
Alpena Township, Precinct 5	-	-	-	-	-	-	-	-	-	-
Green Township, Precinct 1	924	175	4	4	100.00%	924	175	5	5	100.00%
Long Rapids Township, Precinct 1	-	-	-	-	-	-	-	-	-	-
Maple Ridge Township, Precinct 1	-	-	-	-	-	-	-	-	-	-
Ossineke Township, Precinct 1	-	-	-	-	-	-	-	-	-	-
Sanborn Township, Precinct 1	-	-	-	-	-	-	-	-	-	-
Wellington Township, Precinct 1	-	-	-	-	-	-	-	-	-	-
Wilson Township, Precinct 1	-	-	-	-	-	-	-	-	-	-
PRESQUE ISLE Krakow Township P1A	-	-	-	-	-	-	-	-	-	-
PRESQUE ISLE Presque Isle Township P1	-	-	-	-	-	-	-	-	-	-
Total	924	175	4	4	100.00%	924	175	5	5	100.00%

Statement of Votes Cast
Alpena County, MI
2016 General Primary
SOVC For Jurisdiction Wide, All Counters, All Races
August 2, 2016
Primary Election

	DEM Long Rapids Twp Supervisor					DEM Long Rapids Twp Clerk				
	Reg. Voters	Times Counted	Total Votes	Write-In Votes		Reg. Voters	Times Counted	Total Votes	Write-In Votes	
Jurisdiction Wide										
City of Alpena, Precinct 1	-	-	-	-	-	-	-	-	-	-
City of Alpena, Precinct 3	-	-	-	-	-	-	-	-	-	-
City of Alpena, Precinct 4	-	-	-	-	-	-	-	-	-	-
City of Alpena, Precinct 5	-	-	-	-	-	-	-	-	-	-
City of Alpena, Precinct 6	-	-	-	-	-	-	-	-	-	-
Alpena Township, Precinct 1	-	-	-	-	-	-	-	-	-	-
Alpena Township, Precinct 2	-	-	-	-	-	-	-	-	-	-
Alpena Township, Precinct 3	-	-	-	-	-	-	-	-	-	-
Alpena Township, Precinct 4	-	-	-	-	-	-	-	-	-	-
Alpena Township, Precinct 5	-	-	-	-	-	-	-	-	-	-
Green Township, Precinct 1	-	-	-	-	-	-	-	-	-	-
Long Rapids Township, Precinct 1	800	200	2	2	100.00%	800	200	2	2	100.00%
Maple Ridge Township, Precinct 1	-	-	-	-	-	-	-	-	-	-
Ossineke Township, Precinct 1	-	-	-	-	-	-	-	-	-	-
Sanborn Township, Precinct 1	-	-	-	-	-	-	-	-	-	-
Wellington Township, Precinct 1	-	-	-	-	-	-	-	-	-	-
Wilson Township, Precinct 1	-	-	-	-	-	-	-	-	-	-
PRESQUE ISLE Krakow Township P1A	-	-	-	-	-	-	-	-	-	-
PRESQUE ISLE Presque Isle Township P1	-	-	-	-	-	-	-	-	-	-
Total	800	200	2	2	100.00%	800	200	2	2	100.00%

Statement of Votes Cast
Alpena County, MI
2016 General Primary
SOVC For Jurisdiction Wide, All Counters, All Races
August 2, 2016
Primary Election

	DEM Long Rapids Twp Treasurer			
	Reg. Voters	Times Counted	Total Votes	Write-In Votes
Jurisdiction Wide				
City of Alpena, Precinct 1	-	-	-	- -
City of Alpena, Precinct 3	-	-	-	- -
City of Alpena, Precinct 4	-	-	-	- -
City of Alpena, Precinct 5	-	-	-	- -
City of Alpena, Precinct 6	-	-	-	- -
Alpena Township, Precinct 1	-	-	-	- -
Alpena Township, Precinct 2	-	-	-	- -
Alpena Township, Precinct 3	-	-	-	- -
Alpena Township, Precinct 4	-	-	-	- -
Alpena Township, Precinct 5	-	-	-	- -
Green Township, Precinct 1	-	-	-	- -
Long Rapids Township, Precinct 1	800	200	2	2 100.00%
Maple Ridge Township, Precinct 1	-	-	-	- -
Ossineke Township, Precinct 1	-	-	-	- -
Sanborn Township, Precinct 1	-	-	-	- -
Wellington Township, Precinct 1	-	-	-	- -
Wilson Township, Precinct 1	-	-	-	- -
PRESQUE ISLE Krakow Township P1A	-	-	-	- -
PRESQUE ISLE Presque Isle Township P1	-	-	-	- -
Total	800	200	2	2 100.00%

Statement of Votes Cast
Alpena County, MI
2016 General Primary
SOVC For Jurisdiction Wide, All Counters, All Races
August 2, 2016
Primary Election

	DEM Long Rapids Twp Trustee						
	Reg. Voters	Times Counted	Total Votes	Todd Precord (DEM)		Write-In Votes	
Jurisdiction Wide							
City of Alpena, Precinct 1	-	-	-	-	-	-	-
City of Alpena, Precinct 3	-	-	-	-	-	-	-
City of Alpena, Precinct 4	-	-	-	-	-	-	-
City of Alpena, Precinct 5	-	-	-	-	-	-	-
City of Alpena, Precinct 6	-	-	-	-	-	-	-
Alpena Township, Precinct 1	-	-	-	-	-	-	-
Alpena Township, Precinct 2	-	-	-	-	-	-	-
Alpena Township, Precinct 3	-	-	-	-	-	-	-
Alpena Township, Precinct 4	-	-	-	-	-	-	-
Alpena Township, Precinct 5	-	-	-	-	-	-	-
Green Township, Precinct 1	800	200	56	56	100.00%	0	0.00%
Long Rapids Township, Precinct 1	-	-	-	-	-	-	-
Maple Ridge Township, Precinct 1	-	-	-	-	-	-	-
Ossineke Township, Precinct 1	-	-	-	-	-	-	-
Sanborn Township, Precinct 1	-	-	-	-	-	-	-
Wellington Township, Precinct 1	-	-	-	-	-	-	-
Wilson Township, Precinct 1	-	-	-	-	-	-	-
PRESQUE ISLE Krakow Township P1A	-	-	-	-	-	-	-
PRESQUE ISLE Presque Isle Township P1	-	-	-	-	-	-	-
Total	800	200	56	56	100.00%	0	0.00%

Statement of Votes Cast
Alpena County, MI
2016 General Primary
SOVC For Jurisdiction Wide, All Counters, All Races
August 2, 2016
Primary Election

	DEM Maple Ridge Twp Supervisor				
	Reg. Voters	Times Counted	Total Votes	Write-In Votes	
Jurisdiction Wide					
City of Alpena, Precinct 1	-	-	-	-	-
City of Alpena, Precinct 3	-	-	-	-	-
City of Alpena, Precinct 4	-	-	-	-	-
City of Alpena, Precinct 5	-	-	-	-	-
City of Alpena, Precinct 6	-	-	-	-	-
Alpena Township, Precinct 1	-	-	-	-	-
Alpena Township, Precinct 2	-	-	-	-	-
Alpena Township, Precinct 3	-	-	-	-	-
Alpena Township, Precinct 4	-	-	-	-	-
Alpena Township, Precinct 5	-	-	-	-	-
Green Township, Precinct 1	-	-	-	-	-
Long Rapids Township, Precinct 1	-	-	-	-	-
Maple Ridge Township, Precinct 1	1276	282	6	6	100.00%
Ossineke Township, Precinct 1	-	-	-	-	-
Sanborn Township, Precinct 1	-	-	-	-	-
Wellington Township, Precinct 1	-	-	-	-	-
Wilson Township, Precinct 1	-	-	-	-	-
PRESQUE ISLE Krakow Township P1A	-	-	-	-	-
PRESQUE ISLE Presque Isle Township P1	-	-	-	-	-
Total	1276	282	6	6	100.00%

Statement of Votes Cast
Alpena County, MI
2016 General Primary
SOVC For Jurisdiction Wide, All Counters, All Races
August 2, 2016
Primary Election

DEM Maple Ridge Twp Clerk

	Reg. Voters	Times Counted	Total Votes	Judith Hall (DEM)		Write-In Votes	
Jurisdiction Wide							
City of Alpena, Precinct 1	-	-	-	-	-	-	-
City of Alpena, Precinct 3	-	-	-	-	-	-	-
City of Alpena, Precinct 4	-	-	-	-	-	-	-
City of Alpena, Precinct 5	-	-	-	-	-	-	-
City of Alpena, Precinct 6	-	-	-	-	-	-	-
Alpena Township, Precinct 1	-	-	-	-	-	-	-
Alpena Township, Precinct 2	-	-	-	-	-	-	-
Alpena Township, Precinct 3	-	-	-	-	-	-	-
Alpena Township, Precinct 4	-	-	-	-	-	-	-
Alpena Township, Precinct 5	-	-	-	-	-	-	-
Green Township, Precinct 1	-	-	-	-	-	-	-
Long Rapids Township, Precinct 1	-	-	-	-	-	-	-
Maple Ridge Township, Precinct 1	1276	282	62	62	100.00%	0	0.00%
Ossineke Township, Precinct 1	-	-	-	-	-	-	-
Sanborn Township, Precinct 1	-	-	-	-	-	-	-
Wellington Township, Precinct 1	-	-	-	-	-	-	-
Wilson Township, Precinct 1	-	-	-	-	-	-	-
PRESQUE ISLE Krakow Township P1A	-	-	-	-	-	-	-
PRESQUE ISLE Presque Isle Township P1	-	-	-	-	-	-	-
Total	1276	282	62	62	100.00%	0	0.00%

Statement of Votes Cast
Alpena County, MI
2016 General Primary
SOVC For Jurisdiction Wide, All Counters, All Races
August 2, 2016
Primary Election

DEM Maple Ridge Twp Treasurer

	Reg. Voters	Times Counted	Total Votes	Kristi J. Hoppe (DEM)		Write-In Votes	
Jurisdiction Wide							
City of Alpena, Precinct 1	-	-	-	-	-	-	-
City of Alpena, Precinct 3	-	-	-	-	-	-	-
City of Alpena, Precinct 4	-	-	-	-	-	-	-
City of Alpena, Precinct 5	-	-	-	-	-	-	-
City of Alpena, Precinct 6	-	-	-	-	-	-	-
Alpena Township, Precinct 1	-	-	-	-	-	-	-
Alpena Township, Precinct 2	-	-	-	-	-	-	-
Alpena Township, Precinct 3	-	-	-	-	-	-	-
Alpena Township, Precinct 4	-	-	-	-	-	-	-
Alpena Township, Precinct 5	-	-	-	-	-	-	-
Green Township, Precinct 1	-	-	-	-	-	-	-
Long Rapids Township, Precinct 1	-	-	-	-	-	-	-
Maple Ridge Township, Precinct 1	1276	282	66	66	100.00%	0	0.00%
Ossineke Township, Precinct 1	-	-	-	-	-	-	-
Sanborn Township, Precinct 1	-	-	-	-	-	-	-
Wellington Township, Precinct 1	-	-	-	-	-	-	-
Wilson Township, Precinct 1	-	-	-	-	-	-	-
PRESQUE ISLE Krakow Township P1A	-	-	-	-	-	-	-
PRESQUE ISLE Presque Isle Township P1	-	-	-	-	-	-	-
Total	1276	282	66	66	100.00%	0	0.00%

Statement of Votes Cast
Alpena County, MI
2016 General Primary
SOVC For Jurisdiction Wide, All Counters, All Races
August 2, 2016
Primary Election

	DEM Maple Ridge Twp Trustee						
	Reg. Voters	Times Counted	Total Votes	Lenore Kasubowski (DEM)		Write-In Votes	
Jurisdiction Wide							
City of Alpena, Precinct 1	-	-	-	-	-	-	-
City of Alpena, Precinct 3	-	-	-	-	-	-	-
City of Alpena, Precinct 4	-	-	-	-	-	-	-
City of Alpena, Precinct 5	-	-	-	-	-	-	-
City of Alpena, Precinct 6	-	-	-	-	-	-	-
Alpena Township, Precinct 1	-	-	-	-	-	-	-
Alpena Township, Precinct 2	-	-	-	-	-	-	-
Alpena Township, Precinct 3	-	-	-	-	-	-	-
Alpena Township, Precinct 4	-	-	-	-	-	-	-
Alpena Township, Precinct 5	-	-	-	-	-	-	-
Green Township, Precinct 1	-	-	-	-	-	-	-
Long Rapids Township, Precinct 1	-	-	-	-	-	-	-
Maple Ridge Township, Precinct 1	1276	282	66	66	100.00%	0	0.00%
Ossineke Township, Precinct 1	-	-	-	-	-	-	-
Sanborn Township, Precinct 1	-	-	-	-	-	-	-
Wellington Township, Precinct 1	-	-	-	-	-	-	-
Wilson Township, Precinct 1	-	-	-	-	-	-	-
PRESQUE ISLE Krakow Township P1A	-	-	-	-	-	-	-
PRESQUE ISLE Presque Isle Township P1	-	-	-	-	-	-	-
Total	1276	282	66	66	100.00%	0	0.00%

Statement of Votes Cast
Alpena County, MI
2016 General Primary
SOVC For Jurisdiction Wide, All Counters, All Races
August 2, 2016
Primary Election

	DEM Ossineke Twp Supervisor					DEM Ossineke Twp Clerk				
	Reg. Voters	Times Counted	Total Votes	Write-In Votes		Reg. Voters	Times Counted	Total Votes	Write-In Votes	
Jurisdiction Wide										
City of Alpena, Precinct 1	-	-	-	-	-	-	-	-	-	-
City of Alpena, Precinct 3	-	-	-	-	-	-	-	-	-	-
City of Alpena, Precinct 4	-	-	-	-	-	-	-	-	-	-
City of Alpena, Precinct 5	-	-	-	-	-	-	-	-	-	-
City of Alpena, Precinct 6	-	-	-	-	-	-	-	-	-	-
Alpena Township, Precinct 1	-	-	-	-	-	-	-	-	-	-
Alpena Township, Precinct 2	-	-	-	-	-	-	-	-	-	-
Alpena Township, Precinct 3	-	-	-	-	-	-	-	-	-	-
Alpena Township, Precinct 4	-	-	-	-	-	-	-	-	-	-
Alpena Township, Precinct 5	-	-	-	-	-	-	-	-	-	-
Green Township, Precinct 1	-	-	-	-	-	-	-	-	-	-
Long Rapids Township, Precinct 1	-	-	-	-	-	-	-	-	-	-
Maple Ridge Township, Precinct 1	-	-	-	-	-	-	-	-	-	-
Ossineke Township, Precinct 1	1374	272	3	3	100.00%	1374	272	3	3	100.00%
Sanborn Township, Precinct 1	-	-	-	-	-	-	-	-	-	-
Wellington Township, Precinct 1	-	-	-	-	-	-	-	-	-	-
Wilson Township, Precinct 1	-	-	-	-	-	-	-	-	-	-
PRESQUE ISLE Krakow Township P1A	-	-	-	-	-	-	-	-	-	-
PRESQUE ISLE Presque Isle Township P1	-	-	-	-	-	-	-	-	-	-
Total	1374	272	3	3	100.00%	1374	272	3	3	100.00%

Statement of Votes Cast
Alpena County, MI
2016 General Primary
SOVC For Jurisdiction Wide, All Counters, All Races
August 2, 2016
Primary Election

DEM Ossineke Twp Treasurer

	Reg. Voters	Times Counted	Total Votes	Write-In Votes	
Jurisdiction Wide					
City of Alpena, Precinct 1	-	-	-	-	-
City of Alpena, Precinct 3	-	-	-	-	-
City of Alpena, Precinct 4	-	-	-	-	-
City of Alpena, Precinct 5	-	-	-	-	-
City of Alpena, Precinct 6	-	-	-	-	-
Alpena Township, Precinct 1	-	-	-	-	-
Alpena Township, Precinct 2	-	-	-	-	-
Alpena Township, Precinct 3	-	-	-	-	-
Alpena Township, Precinct 4	-	-	-	-	-
Alpena Township, Precinct 5	-	-	-	-	-
Green Township, Precinct 1	-	-	-	-	-
Long Rapids Township, Precinct 1	-	-	-	-	-
Maple Ridge Township, Precinct 1	-	-	-	-	-
Ossineke Township, Precinct 1	1374	272	3	3	100.00%
Sanborn Township, Precinct 1	-	-	-	-	-
Wellington Township, Precinct 1	-	-	-	-	-
Wilson Township, Precinct 1	-	-	-	-	-
PRESQUE ISLE Krakow Township P1A	-	-	-	-	-
PRESQUE ISLE Presque Isle Township P1	-	-	-	-	-
Total	1374	272	3	3	100.00%

Statement of Votes Cast
Alpena County, MI
2016 General Primary
SOVC For Jurisdiction Wide, All Counters, All Races
August 2, 2016
Primary Election

	DEM Ossineke Twp Trustee						
	Reg. Voters	Times Counted	Total Votes	Kevin J. Degen (DEM)		Write-In Votes	
Jurisdiction Wide							
City of Alpena, Precinct 1	-	-	-	-	-	-	-
City of Alpena, Precinct 3	-	-	-	-	-	-	-
City of Alpena, Precinct 4	-	-	-	-	-	-	-
City of Alpena, Precinct 5	-	-	-	-	-	-	-
City of Alpena, Precinct 6	-	-	-	-	-	-	-
Alpena Township, Precinct 1	-	-	-	-	-	-	-
Alpena Township, Precinct 2	-	-	-	-	-	-	-
Alpena Township, Precinct 3	-	-	-	-	-	-	-
Alpena Township, Precinct 4	-	-	-	-	-	-	-
Alpena Township, Precinct 5	-	-	-	-	-	-	-
Green Township, Precinct 1	-	-	-	-	-	-	-
Long Rapids Township, Precinct 1	-	-	-	-	-	-	-
Maple Ridge Township, Precinct 1	-	-	-	-	-	-	-
Ossineke Township, Precinct 1	1374	272	35	35	100.00%	0	0.00%
Sanborn Township, Precinct 1	-	-	-	-	-	-	-
Wellington Township, Precinct 1	-	-	-	-	-	-	-
Wilson Township, Precinct 1	-	-	-	-	-	-	-
PRESQUE ISLE Krakow Township P1A	-	-	-	-	-	-	-
PRESQUE ISLE Presque Isle Township P1	-	-	-	-	-	-	-
Total	1374	272	35	35	100.00%	0	0.00%

Statement of Votes Cast
Alpena County, MI
2016 General Primary
SOVC For Jurisdiction Wide, All Counters, All Races
August 2, 2016
Primary Election

	DEM Sanborn Twp Supervisor						
	Reg. Voters	Times Counted	Total Votes	Kenneth A. Gauthier (DEM)		Write-In Votes	
Jurisdiction Wide							
City of Alpena, Precinct 1	-	-	-	-	-	-	-
City of Alpena, Precinct 3	-	-	-	-	-	-	-
City of Alpena, Precinct 4	-	-	-	-	-	-	-
City of Alpena, Precinct 5	-	-	-	-	-	-	-
City of Alpena, Precinct 6	-	-	-	-	-	-	-
Alpena Township, Precinct 1	-	-	-	-	-	-	-
Alpena Township, Precinct 2	-	-	-	-	-	-	-
Alpena Township, Precinct 3	-	-	-	-	-	-	-
Alpena Township, Precinct 4	-	-	-	-	-	-	-
Alpena Township, Precinct 5	-	-	-	-	-	-	-
Green Township, Precinct 1	-	-	-	-	-	-	-
Long Rapids Township, Precinct 1	-	-	-	-	-	-	-
Maple Ridge Township, Precinct 1	-	-	-	-	-	-	-
Ossineke Township, Precinct 1	-	-	-	-	-	-	-
Sanborn Township, Precinct 1	1551	344	99	98	98.99%	1	1.01%
Wellington Township, Precinct 1	-	-	-	-	-	-	-
Wilson Township, Precinct 1	-	-	-	-	-	-	-
PRESQUE ISLE Krakow Township P1A	-	-	-	-	-	-	-
PRESQUE ISLE Presque Isle Township P1	-	-	-	-	-	-	-
Total	1551	344	99	98	98.99%	1	1.01%

Statement of Votes Cast
Alpena County, MI
2016 General Primary
SOVC For Jurisdiction Wide, All Counters, All Races
August 2, 2016
Primary Election

	DEM Sanborn Twp Clerk						
	Reg. Voters	Times Counted	Total Votes	Nancy Rechtsteiner (DEM)		Write-In Votes	
Jurisdiction Wide							
City of Alpena, Precinct 1	-	-	-	-	-	-	-
City of Alpena, Precinct 3	-	-	-	-	-	-	-
City of Alpena, Precinct 4	-	-	-	-	-	-	-
City of Alpena, Precinct 5	-	-	-	-	-	-	-
City of Alpena, Precinct 6	-	-	-	-	-	-	-
Alpena Township, Precinct 1	-	-	-	-	-	-	-
Alpena Township, Precinct 2	-	-	-	-	-	-	-
Alpena Township, Precinct 3	-	-	-	-	-	-	-
Alpena Township, Precinct 4	-	-	-	-	-	-	-
Alpena Township, Precinct 5	-	-	-	-	-	-	-
Green Township, Precinct 1	-	-	-	-	-	-	-
Long Rapids Township, Precinct 1	-	-	-	-	-	-	-
Maple Ridge Township, Precinct 1	-	-	-	-	-	-	-
Ossineke Township, Precinct 1	-	-	-	-	-	-	-
Sanborn Township, Precinct 1	1551	344	93	93	100.00%	0	0.00%
Wellington Township, Precinct 1	-	-	-	-	-	-	-
Wilson Township, Precinct 1	-	-	-	-	-	-	-
PRESQUE ISLE Krakow Township P1A	-	-	-	-	-	-	-
PRESQUE ISLE Presque Isle Township P1	-	-	-	-	-	-	-
Total	1551	344	93	93	100.00%	0	0.00%

Statement of Votes Cast
Alpena County, MI
2016 General Primary
SOVC For Jurisdiction Wide, All Counters, All Races
August 2, 2016
Primary Election

DEM Sanborn Twp Treasurer

	Reg. Voters	Times Counted	Total Votes	Write-In Votes	
Jurisdiction Wide					
City of Alpena, Precinct 1	-	-	-	-	-
City of Alpena, Precinct 3	-	-	-	-	-
City of Alpena, Precinct 4	-	-	-	-	-
City of Alpena, Precinct 5	-	-	-	-	-
City of Alpena, Precinct 6	-	-	-	-	-
Alpena Township, Precinct 1	-	-	-	-	-
Alpena Township, Precinct 2	-	-	-	-	-
Alpena Township, Precinct 3	-	-	-	-	-
Alpena Township, Precinct 4	-	-	-	-	-
Alpena Township, Precinct 5	-	-	-	-	-
Green Township, Precinct 1	-	-	-	-	-
Long Rapids Township, Precinct 1	-	-	-	-	-
Maple Ridge Township, Precinct 1	-	-	-	-	-
Ossineke Township, Precinct 1	-	-	-	-	-
Sanborn Township, Precinct 1	1551	344	5	5	100.00%
Wellington Township, Precinct 1	-	-	-	-	-
Wilson Township, Precinct 1	-	-	-	-	-
PRESQUE ISLE Krakow Township P1A	-	-	-	-	-
PRESQUE ISLE Presque Isle Township P1	-	-	-	-	-
Total	1551	344	5	5	100.00%

Statement of Votes Cast
Alpena County, MI
2016 General Primary
SOVC For Jurisdiction Wide, All Counters, All Races
August 2, 2016
Primary Election

	DEM Sanborn Twp Trustee						
	Reg. Voters	Times Counted	Total Votes	Patricia A. Sampier (DEM)		Write-In Votes	
Jurisdiction Wide							
City of Alpena, Precinct 1	-	-	-	-	-	-	-
City of Alpena, Precinct 3	-	-	-	-	-	-	-
City of Alpena, Precinct 4	-	-	-	-	-	-	-
City of Alpena, Precinct 5	-	-	-	-	-	-	-
City of Alpena, Precinct 6	-	-	-	-	-	-	-
Alpena Township, Precinct 1	-	-	-	-	-	-	-
Alpena Township, Precinct 2	-	-	-	-	-	-	-
Alpena Township, Precinct 3	-	-	-	-	-	-	-
Alpena Township, Precinct 4	-	-	-	-	-	-	-
Alpena Township, Precinct 5	-	-	-	-	-	-	-
Green Township, Precinct 1	-	-	-	-	-	-	-
Long Rapids Township, Precinct 1	-	-	-	-	-	-	-
Maple Ridge Township, Precinct 1	-	-	-	-	-	-	-
Ossineke Township, Precinct 1	-	-	-	-	-	-	-
Sanborn Township, Precinct 1	1551	344	92	90	97.83%	2	2.17%
Wellington Township, Precinct 1	-	-	-	-	-	-	-
Wilson Township, Precinct 1	-	-	-	-	-	-	-
PRESQUE ISLE Krakow Township P1A	-	-	-	-	-	-	-
PRESQUE ISLE Presque Isle Township P1	-	-	-	-	-	-	-
Total	1551	344	92	90	97.83%	2	2.17%

Statement of Votes Cast
Alpena County, MI
2016 General Primary
SOVC For Jurisdiction Wide, All Counters, All Races
August 2, 2016
Primary Election

	DEM Wellington Twp Supervisor				DEM Wellington Twp Clerk			
	Reg. Voters	Times Counted	Total Votes	Write-In Votes	Reg. Voters	Times Counted	Total Votes	Write-In Votes
Jurisdiction Wide								
City of Alpena, Precinct 1	-	-	-	-	-	-	-	-
City of Alpena, Precinct 3	-	-	-	-	-	-	-	-
City of Alpena, Precinct 4	-	-	-	-	-	-	-	-
City of Alpena, Precinct 5	-	-	-	-	-	-	-	-
City of Alpena, Precinct 6	-	-	-	-	-	-	-	-
Alpena Township, Precinct 1	-	-	-	-	-	-	-	-
Alpena Township, Precinct 2	-	-	-	-	-	-	-	-
Alpena Township, Precinct 3	-	-	-	-	-	-	-	-
Alpena Township, Precinct 4	-	-	-	-	-	-	-	-
Alpena Township, Precinct 5	-	-	-	-	-	-	-	-
Green Township, Precinct 1	-	-	-	-	-	-	-	-
Long Rapids Township, Precinct 1	-	-	-	-	-	-	-	-
Maple Ridge Township, Precinct 1	-	-	-	-	-	-	-	-
Ossineke Township, Precinct 1	-	-	-	-	-	-	-	-
Sanborn Township, Precinct 1	-	-	-	-	-	-	-	-
Wellington Township, Precinct 1	190	59	0	0	190	59	0	0
Wilson Township, Precinct 1	-	-	-	-	-	-	-	-
PRESQUE ISLE Krakow Township P1A	-	-	-	-	-	-	-	-
PRESQUE ISLE Presque Isle Township P1	-	-	-	-	-	-	-	-
Total	190	59	0	0	190	59	0	0

Statement of Votes Cast
Alpena County, MI
2016 General Primary
SOVC For Jurisdiction Wide, All Counters, All Races
August 2, 2016
Primary Election

	DEM Wellington Twp Treasurer			
	Reg. Voters	Times Counted	Total Votes	Write-In Votes
Jurisdiction Wide				
City of Alpena, Precinct 1	-	-	-	-
City of Alpena, Precinct 3	-	-	-	-
City of Alpena, Precinct 4	-	-	-	-
City of Alpena, Precinct 5	-	-	-	-
City of Alpena, Precinct 6	-	-	-	-
Alpena Township, Precinct 1	-	-	-	-
Alpena Township, Precinct 2	-	-	-	-
Alpena Township, Precinct 3	-	-	-	-
Alpena Township, Precinct 4	-	-	-	-
Alpena Township, Precinct 5	-	-	-	-
Green Township, Precinct 1	-	-	-	-
Long Rapids Township, Precinct 1	-	-	-	-
Maple Ridge Township, Precinct 1	-	-	-	-
Ossineke Township, Precinct 1	-	-	-	-
Sanborn Township, Precinct 1	-	-	-	-
Wellington Township, Precinct 1	190	59	0	0
Wilson Township, Precinct 1	-	-	-	-
PRESQUE ISLE Krakow Township P1A	-	-	-	-
PRESQUE ISLE Presque Isle Township P1	-	-	-	-
Total	190	59	0	0

Statement of Votes Cast
Alpena County, MI
2016 General Primary
SOVC For Jurisdiction Wide, All Counters, All Races
August 2, 2016
Primary Election

	DEM Wellington Twp Trustee						
	Reg. Voters	Times Counted	Total Votes	Karen E. Stevens (DEM)		Write-In Votes	
Jurisdiction Wide							
City of Alpena, Precinct 1	-	-	-	-	-	-	-
City of Alpena, Precinct 3	-	-	-	-	-	-	-
City of Alpena, Precinct 4	-	-	-	-	-	-	-
City of Alpena, Precinct 5	-	-	-	-	-	-	-
City of Alpena, Precinct 6	-	-	-	-	-	-	-
Alpena Township, Precinct 1	-	-	-	-	-	-	-
Alpena Township, Precinct 2	-	-	-	-	-	-	-
Alpena Township, Precinct 3	-	-	-	-	-	-	-
Alpena Township, Precinct 4	-	-	-	-	-	-	-
Alpena Township, Precinct 5	-	-	-	-	-	-	-
Green Township, Precinct 1	-	-	-	-	-	-	-
Long Rapids Township, Precinct 1	-	-	-	-	-	-	-
Maple Ridge Township, Precinct 1	-	-	-	-	-	-	-
Ossineke Township, Precinct 1	-	-	-	-	-	-	-
Sanborn Township, Precinct 1	-	-	-	-	-	-	-
Wellington Township, Precinct 1	190	59	4	4	100.00%	0	0.00%
Wilson Township, Precinct 1	-	-	-	-	-	-	-
PRESQUE ISLE Krakow Township P1A	-	-	-	-	-	-	-
PRESQUE ISLE Presque Isle Township P1	-	-	-	-	-	-	-
Total	190	59	4	4	100.00%	0	0.00%

Statement of Votes Cast
Alpena County, MI
2016 General Primary
SOVC For Jurisdiction Wide, All Counters, All Races
August 2, 2016
Primary Election

	DEM Wilson Twp Supervisor					DEM Wilson Twp Clerk				
	Reg. Voters	Times Counted	Total Votes	Write-In Votes		Reg. Voters	Times Counted	Total Votes	Write-In Votes	
Jurisdiction Wide										
City of Alpena, Precinct 1	-	-	-	-	-	-	-	-	-	-
City of Alpena, Precinct 3	-	-	-	-	-	-	-	-	-	-
City of Alpena, Precinct 4	-	-	-	-	-	-	-	-	-	-
City of Alpena, Precinct 5	-	-	-	-	-	-	-	-	-	-
City of Alpena, Precinct 6	-	-	-	-	-	-	-	-	-	-
Alpena Township, Precinct 1	-	-	-	-	-	-	-	-	-	-
Alpena Township, Precinct 2	-	-	-	-	-	-	-	-	-	-
Alpena Township, Precinct 3	-	-	-	-	-	-	-	-	-	-
Alpena Township, Precinct 4	-	-	-	-	-	-	-	-	-	-
Alpena Township, Precinct 5	-	-	-	-	-	-	-	-	-	-
Green Township, Precinct 1	-	-	-	-	-	-	-	-	-	-
Long Rapids Township, Precinct 1	-	-	-	-	-	-	-	-	-	-
Maple Ridge Township, Precinct 1	-	-	-	-	-	-	-	-	-	-
Ossineke Township, Precinct 1	-	-	-	-	-	-	-	-	-	-
Sanborn Township, Precinct 1	-	-	-	-	-	-	-	-	-	-
Wellington Township, Precinct 1	-	-	-	-	-	-	-	-	-	-
Wilson Township, Precinct 1	1526	383	6	6	100.00%	1526	383	4	4	100.00%
PRESQUE ISLE Krakow Township P1A	-	-	-	-	-	-	-	-	-	-
PRESQUE ISLE Presque Isle Township P1	-	-	-	-	-	-	-	-	-	-
Total	1526	383	6	6	100.00%	1526	383	4	4	100.00%

Statement of Votes Cast
Alpena County, MI
2016 General Primary
SOVC For Jurisdiction Wide, All Counters, All Races
August 2, 2016
Primary Election

	DEM Wilson Twp Treasurer					DEM Wilson Twp Trustee				
	Reg. Voters	Times Counted	Total Votes	Write-In Votes		Reg. Voters	Times Counted	Total Votes	Write-In Votes	
Jurisdiction Wide										
City of Alpena, Precinct 1	-	-	-	-	-	-	-	-	-	-
City of Alpena, Precinct 3	-	-	-	-	-	-	-	-	-	-
City of Alpena, Precinct 4	-	-	-	-	-	-	-	-	-	-
City of Alpena, Precinct 5	-	-	-	-	-	-	-	-	-	-
City of Alpena, Precinct 6	-	-	-	-	-	-	-	-	-	-
Alpena Township, Precinct 1	-	-	-	-	-	-	-	-	-	-
Alpena Township, Precinct 2	-	-	-	-	-	-	-	-	-	-
Alpena Township, Precinct 3	-	-	-	-	-	-	-	-	-	-
Alpena Township, Precinct 4	-	-	-	-	-	-	-	-	-	-
Alpena Township, Precinct 5	-	-	-	-	-	-	-	-	-	-
Green Township, Precinct 1	-	-	-	-	-	-	-	-	-	-
Long Rapids Township, Precinct 1	-	-	-	-	-	-	-	-	-	-
Maple Ridge Township, Precinct 1	-	-	-	-	-	-	-	-	-	-
Ossineke Township, Precinct 1	-	-	-	-	-	-	-	-	-	-
Sanborn Township, Precinct 1	-	-	-	-	-	-	-	-	-	-
Wellington Township, Precinct 1	-	-	-	-	-	-	-	-	-	-
Wilson Township, Precinct 1	1526	383	5	5	100.00%	1526	383	5	5	100.00%
PRESQUE ISLE Krakow Township P1A	-	-	-	-	-	-	-	-	-	-
PRESQUE ISLE Presque Isle Township P1	-	-	-	-	-	-	-	-	-	-
Total	1526	383	5	5	100.00%	1526	383	5	5	100.00%

Statement of Votes Cast
Alpena County, MI
2016 General Primary
SOVC For Jurisdiction Wide, All Counters, All Races
August 2, 2016
Primary Election

	DEM Wilson Twp Constable					DEM C-Alpena 1 Delegate				
	Reg. Voters	Times Counted	Total Votes	Write-In Votes		Reg. Voters	Times Counted	Total Votes	Write-In Votes	
Jurisdiction Wide										
City of Alpena, Precinct 1	-	-	-	-	-	2521	300	40	40	100.00%
City of Alpena, Precinct 3	-	-	-	-	-	-	-	-	-	-
City of Alpena, Precinct 4	-	-	-	-	-	-	-	-	-	-
City of Alpena, Precinct 5	-	-	-	-	-	-	-	-	-	-
City of Alpena, Precinct 6	-	-	-	-	-	-	-	-	-	-
Alpena Township, Precinct 1	-	-	-	-	-	-	-	-	-	-
Alpena Township, Precinct 2	-	-	-	-	-	-	-	-	-	-
Alpena Township, Precinct 3	-	-	-	-	-	-	-	-	-	-
Alpena Township, Precinct 4	-	-	-	-	-	-	-	-	-	-
Alpena Township, Precinct 5	-	-	-	-	-	-	-	-	-	-
Green Township, Precinct 1	-	-	-	-	-	-	-	-	-	-
Long Rapids Township, Precinct 1	-	-	-	-	-	-	-	-	-	-
Maple Ridge Township, Precinct 1	-	-	-	-	-	-	-	-	-	-
Ossineke Township, Precinct 1	-	-	-	-	-	-	-	-	-	-
Sanborn Township, Precinct 1	-	-	-	-	-	-	-	-	-	-
Wellington Township, Precinct 1	-	-	-	-	-	-	-	-	-	-
Wilson Township, Precinct 1	1526	383	3	3	100.00%	-	-	-	-	-
PRESQUE ISLE Krakow Township P1A	-	-	-	-	-	-	-	-	-	-
PRESQUE ISLE Presque Isle Township P1	-	-	-	-	-	-	-	-	-	-
Total	1526	383	3	3	100.00%	2521	300	40	40	100.00%

Statement of Votes Cast
Alpena County, MI
2016 General Primary
SOVC For Jurisdiction Wide, All Counters, All Races
August 2, 2016
Primary Election

	DEM C-Alpena 3 Delegate					DEM C-Alpena 4 Delegate				
	Reg. Voters	Times Counted	Total Votes	Write-In Votes		Reg. Voters	Times Counted	Total Votes	Write-In Votes	
Jurisdiction Wide										
City of Alpena, Precinct 1	-	-	-	-	-	-	-	-	-	-
City of Alpena, Precinct 3	1356	293	28	28	100.00%	-	-	-	-	-
City of Alpena, Precinct 4	-	-	-	-	-	1338	322	28	28	100.00%
City of Alpena, Precinct 5	-	-	-	-	-	-	-	-	-	-
City of Alpena, Precinct 6	-	-	-	-	-	-	-	-	-	-
Alpena Township, Precinct 1	-	-	-	-	-	-	-	-	-	-
Alpena Township, Precinct 2	-	-	-	-	-	-	-	-	-	-
Alpena Township, Precinct 3	-	-	-	-	-	-	-	-	-	-
Alpena Township, Precinct 4	-	-	-	-	-	-	-	-	-	-
Alpena Township, Precinct 5	-	-	-	-	-	-	-	-	-	-
Green Township, Precinct 1	-	-	-	-	-	-	-	-	-	-
Long Rapids Township, Precinct 1	-	-	-	-	-	-	-	-	-	-
Maple Ridge Township, Precinct 1	-	-	-	-	-	-	-	-	-	-
Ossineke Township, Precinct 1	-	-	-	-	-	-	-	-	-	-
Sanborn Township, Precinct 1	-	-	-	-	-	-	-	-	-	-
Wellington Township, Precinct 1	-	-	-	-	-	-	-	-	-	-
Wilson Township, Precinct 1	-	-	-	-	-	-	-	-	-	-
PRESQUE ISLE Krakow Township P1A	-	-	-	-	-	-	-	-	-	-
PRESQUE ISLE Presque Isle Township P1	-	-	-	-	-	-	-	-	-	-
Total	1356	293	28	28	100.00%	1338	322	28	28	100.00%

Statement of Votes Cast
Alpena County, MI
2016 General Primary
SOVC For Jurisdiction Wide, All Counters, All Races
August 2, 2016
Primary Election

	DEM C-Alpena 5 Delegate						
	Reg. Voters	Times Counted	Total Votes	Tom Brindley (DEM)		Write-In Votes	
Jurisdiction Wide							
City of Alpena, Precinct 1	-	-	-	-	-	-	-
City of Alpena, Precinct 3	-	-	-	-	-	-	-
City of Alpena, Precinct 4	-	-	-	-	-	-	-
City of Alpena, Precinct 5	1332	399	145	145	100.00%	0	0.00%
City of Alpena, Precinct 6	-	-	-	-	-	-	-
Alpena Township, Precinct 1	-	-	-	-	-	-	-
Alpena Township, Precinct 2	-	-	-	-	-	-	-
Alpena Township, Precinct 3	-	-	-	-	-	-	-
Alpena Township, Precinct 4	-	-	-	-	-	-	-
Alpena Township, Precinct 5	-	-	-	-	-	-	-
Green Township, Precinct 1	-	-	-	-	-	-	-
Long Rapids Township, Precinct 1	-	-	-	-	-	-	-
Maple Ridge Township, Precinct 1	-	-	-	-	-	-	-
Ossineke Township, Precinct 1	-	-	-	-	-	-	-
Sanborn Township, Precinct 1	-	-	-	-	-	-	-
Wellington Township, Precinct 1	-	-	-	-	-	-	-
Wilson Township, Precinct 1	-	-	-	-	-	-	-
PRESQUE ISLE Krakow Township P1A	-	-	-	-	-	-	-
PRESQUE ISLE Presque Isle Township P1	-	-	-	-	-	-	-
Total	1332	399	145	145	100.00%	0	0.00%

Statement of Votes Cast
Alpena County, MI
2016 General Primary
SOVC For Jurisdiction Wide, All Counters, All Races
August 2, 2016
Primary Election

	DEM C-Alpena 6 Delegate					DEM Alpena Twp 1 Delegate				
	Reg. Voters	Times Counted	Total Votes	Write-In Votes		Reg. Voters	Times Counted	Total Votes	Write-In Votes	
Jurisdiction Wide										
City of Alpena, Precinct 1	-	-	-	-	-	-	-	-	-	-
City of Alpena, Precinct 3	-	-	-	-	-	-	-	-	-	-
City of Alpena, Precinct 4	-	-	-	-	-	-	-	-	-	-
City of Alpena, Precinct 5	-	-	-	-	-	-	-	-	-	-
City of Alpena, Precinct 6	1574	326	38	38	100.00%	1426	307	7	7	100.00%
Alpena Township, Precinct 1	-	-	-	-	-	-	-	-	-	-
Alpena Township, Precinct 2	-	-	-	-	-	-	-	-	-	-
Alpena Township, Precinct 3	-	-	-	-	-	-	-	-	-	-
Alpena Township, Precinct 4	-	-	-	-	-	-	-	-	-	-
Alpena Township, Precinct 5	-	-	-	-	-	-	-	-	-	-
Green Township, Precinct 1	-	-	-	-	-	-	-	-	-	-
Long Rapids Township, Precinct 1	-	-	-	-	-	-	-	-	-	-
Maple Ridge Township, Precinct 1	-	-	-	-	-	-	-	-	-	-
Ossineke Township, Precinct 1	-	-	-	-	-	-	-	-	-	-
Sanborn Township, Precinct 1	-	-	-	-	-	-	-	-	-	-
Wellington Township, Precinct 1	-	-	-	-	-	-	-	-	-	-
Wilson Township, Precinct 1	-	-	-	-	-	-	-	-	-	-
PRESQUE ISLE Krakow Township P1A	-	-	-	-	-	-	-	-	-	-
PRESQUE ISLE Presque Isle Township P1	-	-	-	-	-	-	-	-	-	-
Total	1574	326	38	38	100.00%	1426	307	7	7	100.00%

Statement of Votes Cast
Alpena County, MI
2016 General Primary
SOVC For Jurisdiction Wide, All Counters, All Races
August 2, 2016
Primary Election

	DEM Alpena Twp 2 Delegate					DEM Alpena Twp 3 Delegate				
	Reg. Voters	Times Counted	Total Votes	Write-In Votes		Reg. Voters	Times Counted	Total Votes	Write-In Votes	
Jurisdiction Wide										
City of Alpena, Precinct 1	-	-	-	-	-	-	-	-	-	-
City of Alpena, Precinct 3	-	-	-	-	-	-	-	-	-	-
City of Alpena, Precinct 4	-	-	-	-	-	-	-	-	-	-
City of Alpena, Precinct 5	-	-	-	-	-	-	-	-	-	-
City of Alpena, Precinct 6	-	-	-	-	-	-	-	-	-	-
Alpena Township, Precinct 1	-	-	-	-	-	-	-	-	-	-
Alpena Township, Precinct 2	1712	482	11	11	100.00%	-	-	-	-	-
Alpena Township, Precinct 3	-	-	-	-	-	1717	503	4	4	100.00%
Alpena Township, Precinct 4	-	-	-	-	-	-	-	-	-	-
Alpena Township, Precinct 5	-	-	-	-	-	-	-	-	-	-
Green Township, Precinct 1	-	-	-	-	-	-	-	-	-	-
Long Rapids Township, Precinct 1	-	-	-	-	-	-	-	-	-	-
Maple Ridge Township, Precinct 1	-	-	-	-	-	-	-	-	-	-
Ossineke Township, Precinct 1	-	-	-	-	-	-	-	-	-	-
Sanborn Township, Precinct 1	-	-	-	-	-	-	-	-	-	-
Wellington Township, Precinct 1	-	-	-	-	-	-	-	-	-	-
Wilson Township, Precinct 1	-	-	-	-	-	-	-	-	-	-
PRESQUE ISLE Krakow Township P1A	-	-	-	-	-	-	-	-	-	-
PRESQUE ISLE Presque Isle Township P1	-	-	-	-	-	-	-	-	-	-
Total	1712	482	11	11	100.00%	1717	503	4	4	100.00%

Statement of Votes Cast
Alpena County, MI
2016 General Primary
SOVC For Jurisdiction Wide, All Counters, All Races
August 2, 2016
Primary Election

	DEM Alpena Twp 4 Delegate					DEM Alpena Twp 5 Delegate				
	Reg. Voters	Times Counted	Total Votes	Write-In Votes		Reg. Voters	Times Counted	Total Votes	Write-In Votes	
Jurisdiction Wide										
City of Alpena, Precinct 1	-	-	-	-	-	-	-	-	-	-
City of Alpena, Precinct 3	-	-	-	-	-	-	-	-	-	-
City of Alpena, Precinct 4	-	-	-	-	-	-	-	-	-	-
City of Alpena, Precinct 5	-	-	-	-	-	-	-	-	-	-
City of Alpena, Precinct 6	-	-	-	-	-	-	-	-	-	-
Alpena Township, Precinct 1	-	-	-	-	-	-	-	-	-	-
Alpena Township, Precinct 2	-	-	-	-	-	-	-	-	-	-
Alpena Township, Precinct 3	-	-	-	-	-	-	-	-	-	-
Alpena Township, Precinct 4	1115	265	10	10	100.00%	-	-	-	-	-
Alpena Township, Precinct 5	-	-	-	-	-	1516	473	6	6	100.00%
Green Township, Precinct 1	-	-	-	-	-	-	-	-	-	-
Long Rapids Township, Precinct 1	-	-	-	-	-	-	-	-	-	-
Maple Ridge Township, Precinct 1	-	-	-	-	-	-	-	-	-	-
Ossineke Township, Precinct 1	-	-	-	-	-	-	-	-	-	-
Sanborn Township, Precinct 1	-	-	-	-	-	-	-	-	-	-
Wellington Township, Precinct 1	-	-	-	-	-	-	-	-	-	-
Wilson Township, Precinct 1	-	-	-	-	-	-	-	-	-	-
PRESQUE ISLE Krakow Township P1A	-	-	-	-	-	-	-	-	-	-
PRESQUE ISLE Presque Isle Township P1	-	-	-	-	-	-	-	-	-	-
Total	1115	265	10	10	100.00%	1516	473	6	6	100.00%

Statement of Votes Cast
Alpena County, MI
2016 General Primary
SOVC For Jurisdiction Wide, All Counters, All Races
August 2, 2016
Primary Election

	DEM Green Twp 1 Delegate				
	Reg. Voters	Times Counted	Total Votes	Write-In Votes	
Jurisdiction Wide					
City of Alpena, Precinct 1	-	-	-	-	-
City of Alpena, Precinct 3	-	-	-	-	-
City of Alpena, Precinct 4	-	-	-	-	-
City of Alpena, Precinct 5	-	-	-	-	-
City of Alpena, Precinct 6	-	-	-	-	-
Alpena Township, Precinct 1	-	-	-	-	-
Alpena Township, Precinct 2	-	-	-	-	-
Alpena Township, Precinct 3	-	-	-	-	-
Alpena Township, Precinct 4	-	-	-	-	-
Alpena Township, Precinct 5	-	-	-	-	-
Green Township, Precinct 1	924	175	5	5	100.00%
Long Rapids Township, Precinct 1	-	-	-	-	-
Maple Ridge Township, Precinct 1	-	-	-	-	-
Ossineke Township, Precinct 1	-	-	-	-	-
Sanborn Township, Precinct 1	-	-	-	-	-
Wellington Township, Precinct 1	-	-	-	-	-
Wilson Township, Precinct 1	-	-	-	-	-
PRESQUE ISLE Krakow Township P1A	-	-	-	-	-
PRESQUE ISLE Presque Isle Township P1	-	-	-	-	-
Total	924	175	5	5	100.00%

Statement of Votes Cast
Alpena County, MI
2016 General Primary
SOVC For Jurisdiction Wide, All Counters, All Races
August 2, 2016
Primary Election

DEM Long Rapids Twp 1 Delegate

	Reg. Voters	Times Counted	Total Votes	Todd L. Koss (DEM)		Write-In Votes	
Jurisdiction Wide							
City of Alpena, Precinct 1	-	-	-	-	-	-	-
City of Alpena, Precinct 3	-	-	-	-	-	-	-
City of Alpena, Precinct 4	-	-	-	-	-	-	-
City of Alpena, Precinct 5	-	-	-	-	-	-	-
City of Alpena, Precinct 6	-	-	-	-	-	-	-
Alpena Township, Precinct 1	-	-	-	-	-	-	-
Alpena Township, Precinct 2	-	-	-	-	-	-	-
Alpena Township, Precinct 3	-	-	-	-	-	-	-
Alpena Township, Precinct 4	-	-	-	-	-	-	-
Alpena Township, Precinct 5	-	-	-	-	-	-	-
Green Township, Precinct 1	-	-	-	-	-	-	-
Long Rapids Township, Precinct 1	800	200	47	47	100.00%	0	0.00%
Maple Ridge Township, Precinct 1	-	-	-	-	-	-	-
Ossineke Township, Precinct 1	-	-	-	-	-	-	-
Sanborn Township, Precinct 1	-	-	-	-	-	-	-
Wellington Township, Precinct 1	-	-	-	-	-	-	-
Wilson Township, Precinct 1	-	-	-	-	-	-	-
PRESQUE ISLE Krakow Township P1A	-	-	-	-	-	-	-
PRESQUE ISLE Presque Isle Township P1	-	-	-	-	-	-	-
Total	800	200	47	47	100.00%	0	0.00%

Statement of Votes Cast
Alpena County, MI
2016 General Primary
SOVC For Jurisdiction Wide, All Counters, All Races
August 2, 2016
Primary Election

	DEM Maple Ridge Twp 1 Delegate						
	Reg. Voters	Times Counted	Total Votes	Kenneth L. Oke (DEM)		Write-In Votes	
Jurisdiction Wide							
City of Alpena, Precinct 1	-	-	-	-	-	-	-
City of Alpena, Precinct 3	-	-	-	-	-	-	-
City of Alpena, Precinct 4	-	-	-	-	-	-	-
City of Alpena, Precinct 5	-	-	-	-	-	-	-
City of Alpena, Precinct 6	-	-	-	-	-	-	-
Alpena Township, Precinct 1	-	-	-	-	-	-	-
Alpena Township, Precinct 2	-	-	-	-	-	-	-
Alpena Township, Precinct 3	-	-	-	-	-	-	-
Alpena Township, Precinct 4	-	-	-	-	-	-	-
Alpena Township, Precinct 5	-	-	-	-	-	-	-
Green Township, Precinct 1	-	-	-	-	-	-	-
Long Rapids Township, Precinct 1	-	-	-	-	-	-	-
Maple Ridge Township, Precinct 1	1276	282	64	64	100.00%	0	0.00%
Ossineke Township, Precinct 1	-	-	-	-	-	-	-
Sanborn Township, Precinct 1	-	-	-	-	-	-	-
Wellington Township, Precinct 1	-	-	-	-	-	-	-
Wilson Township, Precinct 1	-	-	-	-	-	-	-
PRESQUE ISLE Krakow Township P1A	-	-	-	-	-	-	-
PRESQUE ISLE Presque Isle Township P1	-	-	-	-	-	-	-
Total	1276	282	64	64	100.00%	0	0.00%

Statement of Votes Cast
Alpena County, MI
2016 General Primary
SOVC For Jurisdiction Wide, All Counters, All Races
August 2, 2016
Primary Election

	DEM Ossineke Twp 1 Delegate					DEM Sanborn Twp 1 Delegate				
	Reg. Voters	Times Counted	Total Votes	Write-In Votes		Reg. Voters	Times Counted	Total Votes	Write-In Votes	
Jurisdiction Wide										
City of Alpena, Precinct 1	-	-	-	-	-	-	-	-	-	-
City of Alpena, Precinct 3	-	-	-	-	-	-	-	-	-	-
City of Alpena, Precinct 4	-	-	-	-	-	-	-	-	-	-
City of Alpena, Precinct 5	-	-	-	-	-	-	-	-	-	-
City of Alpena, Precinct 6	-	-	-	-	-	-	-	-	-	-
Alpena Township, Precinct 1	-	-	-	-	-	-	-	-	-	-
Alpena Township, Precinct 2	-	-	-	-	-	-	-	-	-	-
Alpena Township, Precinct 3	-	-	-	-	-	-	-	-	-	-
Alpena Township, Precinct 4	-	-	-	-	-	-	-	-	-	-
Alpena Township, Precinct 5	-	-	-	-	-	-	-	-	-	-
Green Township, Precinct 1	-	-	-	-	-	-	-	-	-	-
Long Rapids Township, Precinct 1	-	-	-	-	-	-	-	-	-	-
Maple Ridge Township, Precinct 1	-	-	-	-	-	-	-	-	-	-
Ossineke Township, Precinct 1	1374	272	3	3	100.00%	-	-	-	-	-
Sanborn Township, Precinct 1	-	-	-	-	-	1551	344	6	6	100.00%
Wellington Township, Precinct 1	-	-	-	-	-	-	-	-	-	-
Wilson Township, Precinct 1	-	-	-	-	-	-	-	-	-	-
PRESQUE ISLE Krakow Township P1A	-	-	-	-	-	-	-	-	-	-
PRESQUE ISLE Presque Isle Township P1	-	-	-	-	-	-	-	-	-	-
Total	1374	272	3	3	100.00%	1551	344	6	6	100.00%

Statement of Votes Cast
Alpena County, MI
2016 General Primary
SOVC For Jurisdiction Wide, All Counters, All Races
August 2, 2016
Primary Election

	DEM Wellington Twp 1 Delegate					DEM Wilson Twp 1 Delegate				
	Reg. Voters	Times Counted	Total Votes	Write-In Votes		Reg. Voters	Times Counted	Total Votes	Write-In Votes	
Jurisdiction Wide										
City of Alpena, Precinct 1	-	-	-	-	-	-	-	-	-	-
City of Alpena, Precinct 3	-	-	-	-	-	-	-	-	-	-
City of Alpena, Precinct 4	-	-	-	-	-	-	-	-	-	-
City of Alpena, Precinct 5	-	-	-	-	-	-	-	-	-	-
City of Alpena, Precinct 6	-	-	-	-	-	-	-	-	-	-
Alpena Township, Precinct 1	-	-	-	-	-	-	-	-	-	-
Alpena Township, Precinct 2	-	-	-	-	-	-	-	-	-	-
Alpena Township, Precinct 3	-	-	-	-	-	-	-	-	-	-
Alpena Township, Precinct 4	-	-	-	-	-	-	-	-	-	-
Alpena Township, Precinct 5	-	-	-	-	-	-	-	-	-	-
Green Township, Precinct 1	-	-	-	-	-	-	-	-	-	-
Long Rapids Township, Precinct 1	-	-	-	-	-	-	-	-	-	-
Maple Ridge Township, Precinct 1	-	-	-	-	-	-	-	-	-	-
Ossineke Township, Precinct 1	-	-	-	-	-	-	-	-	-	-
Sanborn Township, Precinct 1	-	-	-	-	-	-	-	-	-	-
Wellington Township, Precinct 1	190	59	1	1	100.00%	-	-	-	-	-
Wilson Township, Precinct 1	-	-	-	-	-	1526	383	4	4	100.00%
PRESQUE ISLE Krakow Township P1A	-	-	-	-	-	-	-	-	-	-
PRESQUE ISLE Presque Isle Township P1	-	-	-	-	-	-	-	-	-	-
Total	190	59	1	1	100.00%	1526	383	4	4	100.00%

Statement of Votes Cast
Alpena County, MI
2016 General Primary
SOVC For Jurisdiction Wide, All Counters, All Races
August 2, 2016
Primary Election

Sanborn Twp Fire

	Reg. Voters	Times Counted	Total Votes	YES		NO	
Jurisdiction Wide							
City of Alpena, Precinct 1	-	-	-	-	-	-	-
City of Alpena, Precinct 3	-	-	-	-	-	-	-
City of Alpena, Precinct 4	-	-	-	-	-	-	-
City of Alpena, Precinct 5	-	-	-	-	-	-	-
City of Alpena, Precinct 6	-	-	-	-	-	-	-
Alpena Township, Precinct 1	-	-	-	-	-	-	-
Alpena Township, Precinct 2	-	-	-	-	-	-	-
Alpena Township, Precinct 3	-	-	-	-	-	-	-
Alpena Township, Precinct 4	-	-	-	-	-	-	-
Alpena Township, Precinct 5	-	-	-	-	-	-	-
Green Township, Precinct 1	-	-	-	-	-	-	-
Long Rapids Township, Precinct 1	-	-	-	-	-	-	-
Maple Ridge Township, Precinct 1	-	-	-	-	-	-	-
Ossineke Township, Precinct 1	-	-	-	-	-	-	-
Sanborn Township, Precinct 1	1551	344	312	267	85.58%	45	14.42%
Wellington Township, Precinct 1	-	-	-	-	-	-	-
Wilson Township, Precinct 1	-	-	-	-	-	-	-
PRESQUE ISLE Krakow Township P1A	-	-	-	-	-	-	-
PRESQUE ISLE Presque Isle Township P1	-	-	-	-	-	-	-
Total	1551	344	312	267	85.58%	45	14.42%

Statement of Votes Cast
Alpena County, MI
2016 General Primary
SOVC For Jurisdiction Wide, All Counters, All Races
August 2, 2016
Primary Election

Alpena School Millage

	Reg. Voters	Times Counted	Total Votes	YES		NO	
Jurisdiction Wide							
City of Alpena, Precinct 1	2521	300	240	185	77.08%	55	22.92%
City of Alpena, Precinct 3	1356	293	268	219	81.72%	49	18.28%
City of Alpena, Precinct 4	1338	322	279	221	79.21%	58	20.79%
City of Alpena, Precinct 5	1332	399	308	243	78.90%	65	21.10%
City of Alpena, Precinct 6	1574	326	288	233	80.90%	55	19.10%
Alpena Township, Precinct 1	1426	307	225	154	68.44%	71	31.56%
Alpena Township, Precinct 2	1712	482	351	268	76.35%	83	23.65%
Alpena Township, Precinct 3	1717	503	406	330	81.28%	76	18.72%
Alpena Township, Precinct 4	1115	265	215	151	70.23%	64	29.77%
Alpena Township, Precinct 5	1516	473	316	247	78.16%	69	21.84%
Green Township, Precinct 1	718	149	109	78	71.56%	31	28.44%
Long Rapids Township, Precinct 1	800	200	175	122	69.71%	53	30.29%
Maple Ridge Township, Precinct 1	1276	282	205	135	65.85%	70	34.15%
Ossineke Township, Precinct 1	1374	272	223	143	64.13%	80	35.87%
Sanborn Township, Precinct 1	1551	344	309	235	76.05%	74	23.95%
Wellington Township, Precinct 1	112	43	29	19	65.52%	10	34.48%
Wilson Township, Precinct 1	1526	383	287	192	66.90%	95	33.10%
PRESQUE ISLE Krakow Township P1A	1591	19	19	16	84.21%	3	15.79%
PRESQUE ISLE Presque Isle Township P1	68	439	439	289	65.83%	150	34.17%
Total	24623	5801	4691	3480	74.18%	1211	25.82%

Statement of Votes Cast
Alpena County, MI
2016 General Primary
SOVC For Jurisdiction Wide, All Counters, All Races
August 2, 2016
Primary Election

THE WHOLE NUMBER OF VOTES GIVEN: REP D1 Congress
WAS 2873 (OF WHICH)

Jason Allen (REP)	RECEIVED	1006
Jack Bergman (REP)	RECEIVED	1147
Tom Casperson (REP)	RECEIVED	716
Write-In Votes	RECEIVED	4

THE WHOLE NUMBER OF VOTES GIVEN: REP D106 Representative
WAS 2982 (OF WHICH)

Sue Allor (REP)	RECEIVED	478
David Ladd Chandler (REP)	RECEIVED	129
Jackie Krawczak (REP)	RECEIVED	1583
Jesse Osmer (REP)	RECEIVED	791
Write-In Votes	RECEIVED	1

THE WHOLE NUMBER OF VOTES GIVEN: REP Prosecuting Atty
WAS 183 (OF WHICH)

Write-In Votes	RECEIVED	183

THE WHOLE NUMBER OF VOTES GIVEN: REP County Sheriff
WAS 2667 (OF WHICH)

Steven J Kieliszewsi (REP)	RECEIVED	2653
Write-In Votes	RECEIVED	14

THE WHOLE NUMBER OF VOTES GIVEN: REP County Clerk
WAS 2562 (OF WHICH)

Bonnie Friedrichs (REP)	RECEIVED	2550
Write-In Votes	RECEIVED	12

THE WHOLE NUMBER OF VOTES GIVEN: REP County Treasurer
WAS 178 (OF WHICH)

Write-In Votes	RECEIVED	178

THE WHOLE NUMBER OF VOTES GIVEN: REP Register of Deeds
WAS 2535 (OF WHICH)

Kathy J. Matash (REP)	RECEIVED	2528
Write-In Votes	RECEIVED	7

THE WHOLE NUMBER OF VOTES GIVEN: REP Drain Commissioner
WAS 2418 (OF WHICH)

Gerald Fournier (REP)	RECEIVED	2408
Write-In Votes	RECEIVED	10

THE WHOLE NUMBER OF VOTES GIVEN: REP D1 Commissioner WAS 365 (OF WHICH)

Mark John Hunter (REP)	RECEIVED	117
Bradley McRoberts (REP)	RECEIVED	248
Write-In Votes	RECEIVED	0

THE WHOLE NUMBER OF VOTES GIVEN: REP D2 Commissioner WAS 13 (OF WHICH)

Write-In Votes	RECEIVED	13

THE WHOLE NUMBER OF VOTES GIVEN: REP D3 Commissioner WAS 244 (OF WHICH)

Camille Nerkowski (REP)	RECEIVED	240
Write-In Votes	RECEIVED	4

THE WHOLE NUMBER OF VOTES GIVEN: REP D4 Commissioner WAS 376 (OF WHICH)

Bill Peterson (REP)	RECEIVED	375
Write-In Votes	RECEIVED	1

THE WHOLE NUMBER OF VOTES GIVEN: REP D5 Commissioner WAS 273 (OF WHICH)

Brenda Fournier (REP)	RECEIVED	270
Write-In Votes	RECEIVED	3

THE WHOLE NUMBER OF VOTES GIVEN: REP D6 Commissioner WAS 323 (OF WHICH)

Ronald L. McDonald (REP)	RECEIVED	320
Write-In Votes	RECEIVED	3

THE WHOLE NUMBER OF VOTES GIVEN: REP D7 Commissioner WAS 464 (OF WHICH)

Cameron Habermehl (REP)	RECEIVED	464
Write-In Votes	RECEIVED	0

THE WHOLE NUMBER OF VOTES GIVEN: REP D8 Commissioner WAS 326 (OF WHICH)

John Kozlowski (REP)	RECEIVED	325
Write-In Votes	RECEIVED	1

Statement of Votes Cast
Alpena County, MI
2016 General Primary
SOVC For Jurisdiction Wide, All Counters, All Races
August 2, 2016
Primary Election

THE WHOLE NUMBER OF VOTES GIVEN: REP Alpena Twp Supervisor WAS 774 (OF WHICH)

Nathan Skibbe (REP)	RECEIVED	766
Write-In Votes	RECEIVED	8

THE WHOLE NUMBER OF VOTES GIVEN: REP Alpena Twp Clerk WAS 31 (OF WHICH)

Write-In Votes	RECEIVED	31

THE WHOLE NUMBER OF VOTES GIVEN: REP Alpena Twp Treasurer WAS 894 (OF WHICH)

Genie Diamond (REP)	RECEIVED	394
Laura Ellery-Somers (REP)	RECEIVED	499
Write-In Votes	RECEIVED	1

THE WHOLE NUMBER OF VOTES GIVEN: REP Alpena Twp Trustee WAS 1584 (OF WHICH)

Cash Kroll (REP)	RECEIVED	516
Norman Poli (REP)	RECEIVED	528
Nathan Thomson (REP)	RECEIVED	530
Write-In Votes	RECEIVED	10

THE WHOLE NUMBER OF VOTES GIVEN: REP Green Twp Supervisor WAS 88 (OF WHICH)

Eric G. Smith (REP)	RECEIVED	88
Write-In Votes	RECEIVED	0

THE WHOLE NUMBER OF VOTES GIVEN: REP Green Twp Clerk WAS 89 (OF WHICH)

Melony Sumerix (REP)	RECEIVED	89
Write-In Votes	RECEIVED	0

THE WHOLE NUMBER OF VOTES GIVEN: REP Green Twp Treasurer WAS 89 (OF WHICH)

Bekki Smith (REP)	RECEIVED	89
Write-In Votes	RECEIVED	0

THE WHOLE NUMBER OF VOTES GIVEN: REP Green Twp Trustee WAS 169 (OF WHICH)

Tammy J. Bates (REP)	RECEIVED	79
Herbert Gamage (REP)	RECEIVED	90

Write-In Votes	RECEIVED	0

THE WHOLE NUMBER OF VOTES GIVEN: REP Long Rapids Twp Supervisor WAS 111 (OF WHICH)

Howard N. Lumsden (REP)	RECEIVED	111
Write-In Votes	RECEIVED	0

THE WHOLE NUMBER OF VOTES GIVEN: REP Long Rapids Twp Clerk WAS 117 (OF WHICH)

M. Susan Thomson (REP)	RECEIVED	117
Write-In Votes	RECEIVED	0

THE WHOLE NUMBER OF VOTES GIVEN: REP Long Rapids Twp Treasurer WAS 113 (OF WHICH)

Wendy Johnson (REP)	RECEIVED	112
Write-In Votes	RECEIVED	1

THE WHOLE NUMBER OF VOTES GIVEN: REP Long Rapids Twp Trustee WAS 197 (OF WHICH)

Bonnie Krajniak (REP)	RECEIVED	48
K. Susie MacArthur (REP)	RECEIVED	70
Thomas D. Spaulding (REP)	RECEIVED	79
Write-In Votes	RECEIVED	0

THE WHOLE NUMBER OF VOTES GIVEN: REP Maple Ridge Twp Supervisor WAS 165 (OF WHICH)

John R. Male (REP)	RECEIVED	101
Roy Wekwert, Jr. (REP)	RECEIVED	64
Write-In Votes	RECEIVED	0

THE WHOLE NUMBER OF VOTES GIVEN: REP Maple Ridge Twp Clerk WAS 10 (OF WHICH)

Write-In Votes	RECEIVED	10

THE WHOLE NUMBER OF VOTES GIVEN: REP Maple Ridge Twp Treasurer WAS 8 (OF WHICH)

Write-In Votes	RECEIVED	8

THE WHOLE NUMBER OF VOTES GIVEN: REP Maple Ridge Twp Trustee WAS 126 (OF WHICH)

Robert W. Trelfa, Jr (REP)	RECEIVED	124
Write-In Votes	RECEIVED	2

THE WHOLE NUMBER OF VOTES GIVEN: REP Ossineke Twp Supervisor WAS 178 (OF WHICH)

Kenneth A. Lobert (REP)	RECEIVED	177
Write-In Votes	RECEIVED	1

THE WHOLE NUMBER OF VOTES GIVEN: REP Ossineke Twp Clerk WAS 174 (OF WHICH)

Dennis A. Liske (REP)	RECEIVED	173
Write-In Votes	RECEIVED	1

THE WHOLE NUMBER OF VOTES GIVEN: REP Ossineke Twp Treasurer WAS 180 (OF WHICH)

Denise Schultz (REP)	RECEIVED	180
Write-In Votes	RECEIVED	0

THE WHOLE NUMBER OF VOTES GIVEN: REP Ossineke Twp Trustee WAS 280 (OF WHICH)

Edie Abbott (REP)	RECEIVED	132
Jerry Leschinger (REP)	RECEIVED	148
Write-In Votes	RECEIVED	0

THE WHOLE NUMBER OF VOTES GIVEN: REP Sanborn Twp Supervisor WAS 12 (OF WHICH)

Write-In Votes	RECEIVED	12

THE WHOLE NUMBER OF VOTES GIVEN: REP Sanborn Twp Clerk WAS 11 (OF WHICH)

Write-In Votes	RECEIVED	11

THE WHOLE NUMBER OF VOTES GIVEN: REP Sanborn Twp Treasurer WAS 174 (OF WHICH)

Mary J. Eaton (REP)	RECEIVED	174
Write-In Votes	RECEIVED	0

THE WHOLE NUMBER OF VOTES GIVEN: REP Sanborn Twp Trustee WAS 168 (OF WHICH)

Wayne A. Liske (REP)	RECEIVED	164
Write-In Votes	RECEIVED	4

THE WHOLE NUMBER OF VOTES GIVEN: REP Wellington Twp Supervisor WAS 41 (OF WHICH)

Ronald Lucas (REP)	RECEIVED	40
Write-In Votes	RECEIVED	1

THE WHOLE NUMBER OF VOTES GIVEN: REP Wellington Twp Clerk WAS 46 (OF WHICH)

Pamela S. Madsen (REP)	RECEIVED	45
Brandy Norton (REP)	RECEIVED	1
Write-In Votes	RECEIVED	0

THE WHOLE NUMBER OF VOTES GIVEN: REP Wellington Twp Treasurer WAS 45 (OF WHICH)

Grace J. Lumsden (REP)	RECEIVED	45
Write-In Votes	RECEIVED	0

THE WHOLE NUMBER OF VOTES GIVEN: REP Wellington Twp Trustee WAS 45 (OF WHICH)

Justin Dziesinski (REP)	RECEIVED	45
Write-In Votes	RECEIVED	0

THE WHOLE NUMBER OF VOTES GIVEN: REP Wilson Twp Supervisor WAS 306 (OF WHICH)

Bill Baker (REP)	RECEIVED	87
Daniel Hibner (REP)	RECEIVED	219
Write-In Votes	RECEIVED	0

THE WHOLE NUMBER OF VOTES GIVEN: REP Wilson Twp Clerk WAS 315 (OF WHICH)

Matthew J. Germain (REP)	RECEIVED	138
Pam Habermehl-Walker (REP)	RECEIVED	177
Write-In Votes	RECEIVED	0

THE WHOLE NUMBER OF VOTES GIVEN: REP Wilson Twp Treasurer WAS 314 (OF WHICH)

Kim Rabeau (REP)	RECEIVED	106
Penny L. Szatkowski (REP)	RECEIVED	208
Write-In Votes	RECEIVED	0

THE WHOLE NUMBER OF VOTES GIVEN: REP Wilson Twp Trustee WAS 482 (OF WHICH)

Nancy Baker (REP)	RECEIVED	88
Bill Church (REP)	RECEIVED	157
Cody C. Werth (REP)	RECEIVED	237

Write-In Votes	RECEIVED	0

THE WHOLE NUMBER OF VOTES GIVEN: REP Wilson Twp Constable WAS 272 (OF WHICH)

Norman T. Szatkowski (REP)	RECEIVED	269
Write-In Votes	RECEIVED	3

THE WHOLE NUMBER OF VOTES GIVEN: REP C-Alpena 1 Delegate WAS 122 (OF WHICH)

Heather Bodem (REP)	RECEIVED	119
Write-In Votes	RECEIVED	3

THE WHOLE NUMBER OF VOTES GIVEN: REP C-Alpena 3 Delegate WAS 27 (OF WHICH)

Write-In Votes	RECEIVED	27

THE WHOLE NUMBER OF VOTES GIVEN: REP C-Alpena 4 Delegate WAS 24 (OF WHICH)

Write-In Votes	RECEIVED	24

THE WHOLE NUMBER OF VOTES GIVEN: REP C-Alpena 5 Delegate WAS 322 (OF WHICH)

Beverly Bodem (REP)	RECEIVED	171
Dennis Bodem (REP)	RECEIVED	150
Write-In Votes	RECEIVED	1

THE WHOLE NUMBER OF VOTES GIVEN: REP C-Alpena 6 Delegate WAS 31 (OF WHICH)

Write-In Votes	RECEIVED	31

THE WHOLE NUMBER OF VOTES GIVEN: REP Alpena Twp 1 Delegate WAS 9 (OF WHICH)

Write-In Votes	RECEIVED	9

THE WHOLE NUMBER OF VOTES GIVEN: REP Alpena Twp 2 Delegate WAS 141 (OF WHICH)

Michelle Bailey (REP)	RECEIVED	138
Write-In Votes	RECEIVED	3

THE WHOLE NUMBER OF VOTES GIVEN: REP Alpena Twp 3 Delegate WAS 10 (OF WHICH)

Write-In Votes	RECEIVED	10

THE WHOLE NUMBER OF VOTES GIVEN: REP Alpena Twp 4 Delegate WAS 94 (OF WHICH)

Rudy Bauer (REP)	RECEIVED	93
Write-In Votes	RECEIVED	1

THE WHOLE NUMBER OF VOTES GIVEN: REP Alpena Twp 5 Delegate WAS 279 (OF WHICH)

Brenda Fournier (REP)	RECEIVED	142
Gerald Fournier (REP)	RECEIVED	137
Write-In Votes	RECEIVED	0

THE WHOLE NUMBER OF VOTES GIVEN: REP Green Twp 1 Delegate WAS 3 (OF WHICH)

Write-In Votes	RECEIVED	3

THE WHOLE NUMBER OF VOTES GIVEN: REP Long Rapids Twp 1 Delegate WAS 102 (OF WHICH)

Don Clay (REP)	RECEIVED	102
Write-In Votes	RECEIVED	0

THE WHOLE NUMBER OF VOTES GIVEN: REP Maple Ridge Twp 1 Delegate WAS 187 (OF WHICH)

John Lawrence (REP)	RECEIVED	85
Kevin Osbourne (REP)	RECEIVED	99
Write-In Votes	RECEIVED	3

THE WHOLE NUMBER OF VOTES GIVEN: REP Ossineke Twp 1 Delegate WAS 268 (OF WHICH)

Brandon E. Borke (REP)	RECEIVED	134
Elaine Fortier (REP)	RECEIVED	133
Write-In Votes	RECEIVED	1

THE WHOLE NUMBER OF VOTES GIVEN: REP Sanborn Twp 1 Delegate WAS 13 (OF WHICH)

Write-In Votes	RECEIVED	13

THE WHOLE NUMBER OF VOTES GIVEN: REP Wellington Twp 1 Delegate WAS 3 (OF WHICH)

Write-In Votes	RECEIVED	3

THE WHOLE NUMBER OF VOTES GIVEN: REP Wilson Twp 1 Delegate
WAS 7 (OF WHICH)

Write-In Votes	RECEIVED	7

THE WHOLE NUMBER OF VOTES GIVEN: DEM D1 Congress
WAS 1966 (OF WHICH)

Jerry Cannon (DEM)	RECEIVED	451
Lon Johnson (DEM)	RECEIVED	1508
Write-In Votes	RECEIVED	7

THE WHOLE NUMBER OF VOTES GIVEN: DEM D106 Representative
WAS 2144 (OF WHICH)

Robert Kennedy (DEM)	RECEIVED	651
Erin Kieliszewski (DEM)	RECEIVED	1488
Write-In Votes	RECEIVED	5

THE WHOLE NUMBER OF VOTES GIVEN: DEM Prosecuting Attorney
WAS 1892 (OF WHICH)

K. Edward Black (DEM)	RECEIVED	1883
Write-In Votes	RECEIVED	9

THE WHOLE NUMBER OF VOTES GIVEN: DEM County Sheriff
WAS 155 (OF WHICH)

Write-In Votes	RECEIVED	155

THE WHOLE NUMBER OF VOTES GIVEN: DEM County Clerk
WAS 143 (OF WHICH)

Write-In Votes	RECEIVED	143

THE WHOLE NUMBER OF VOTES GIVEN: DEM County Treasurer
WAS 1616 (OF WHICH)

Kimberly Ludlow (DEM)	RECEIVED	1605
Write-In Votes	RECEIVED	11

THE WHOLE NUMBER OF VOTES GIVEN: DEM Register of Deeds
WAS 145 (OF WHICH)

Write-In Votes	RECEIVED	145

THE WHOLE NUMBER OF VOTES GIVEN: DEM Drain Commissioner
WAS 149 (OF WHICH)

Write-In Votes	RECEIVED	149

THE WHOLE NUMBER OF VOTES GIVEN: DEM D1 Commissioner WAS 267 (OF WHICH)

Jeffrey M. Kowalski (DEM)	RECEIVED	266
Write-In Votes	RECEIVED	1

THE WHOLE NUMBER OF VOTES GIVEN: DEM D2 Commissioner WAS 118 (OF WHICH)

Robert Adrian (DEM)	RECEIVED	118
Write-In Votes	RECEIVED	0

THE WHOLE NUMBER OF VOTES GIVEN: DEM D3 Commissioner WAS 213 (OF WHICH)

Richard Neumann (DEM)	RECEIVED	211
Write-In Votes	RECEIVED	2

THE WHOLE NUMBER OF VOTES GIVEN: DEM D4 Commissioner WAS 19 (OF WHICH)

Write-In Votes	RECEIVED	19

THE WHOLE NUMBER OF VOTES GIVEN: DEM D5 Commissioner WAS 265 (OF WHICH)

Mary A. Hess (DEM)	RECEIVED	264
Write-In Votes	RECEIVED	1

THE WHOLE NUMBER OF VOTES GIVEN: DEM D6 Commissioner WAS 19 (OF WHICH)

Write-In Votes	RECEIVED	19

THE WHOLE NUMBER OF VOTES GIVEN: DEM D7 Commissioner WAS 5 (OF WHICH)

Write-In Votes	RECEIVED	5

THE WHOLE NUMBER OF VOTES GIVEN: DEM D8 Commissioner WAS 7 (OF WHICH)

Write-In Votes	RECEIVED	7

THE WHOLE NUMBER OF VOTES GIVEN: DEM Alpena Twp Supervisor WAS 987 (OF WHICH)

Scot R. McKenzie (DEM)	RECEIVED	647
Stanley L. Mischley (DEM)	RECEIVED	144

Marie A. Twite (DEM)	RECEIVED	195
Write-In Votes	RECEIVED	1

THE WHOLE NUMBER OF VOTES GIVEN: DEM Alpena Twp Clerk
WAS 865 (OF WHICH)

Karie K. Bleau (DEM)	RECEIVED	575
T. Juergen Thusat (DEM)	RECEIVED	286
Write-In Votes	RECEIVED	4

THE WHOLE NUMBER OF VOTES GIVEN: DEM Alpena Twp Treasurer
WAS 41 (OF WHICH)

Write-In Votes	RECEIVED	41

THE WHOLE NUMBER OF VOTES GIVEN: DEM Alpena Twp Trustee
WAS 1149 (OF WHICH)

Matthew E. Dunckel (DEM)	RECEIVED	652
Bret Finzel (DEM)	RECEIVED	493
Write-In Votes	RECEIVED	4

THE WHOLE NUMBER OF VOTES GIVEN: DEM Green Twp Supervisor
WAS 5 (OF WHICH)

Write-In Votes	RECEIVED	5

THE WHOLE NUMBER OF VOTES GIVEN: DEM Green Twp Clerk
WAS 5 (OF WHICH)

Write-In Votes	RECEIVED	5

THE WHOLE NUMBER OF VOTES GIVEN: DEM Green Treasurer
WAS 4 (OF WHICH)

Write-In Votes	RECEIVED	4

THE WHOLE NUMBER OF VOTES GIVEN: DEM Green Trustee
WAS 5 (OF WHICH)

Write-In Votes	RECEIVED	5

THE WHOLE NUMBER OF VOTES GIVEN: DEM Long Rapids Twp Supervisor
WAS 2 (OF WHICH)

Write-In Votes	RECEIVED	2

THE WHOLE NUMBER OF VOTES GIVEN: DEM Long Rapids Twp Clerk
WAS 2 (OF WHICH)

Write-In Votes	RECEIVED	2

THE WHOLE NUMBER OF VOTES GIVEN: DEM Long Rapids Twp Treasurer WAS 2 (OF WHICH)

Write-In Votes	RECEIVED	2

THE WHOLE NUMBER OF VOTES GIVEN: DEM Long Rapids Twp Trustee WAS 56 (OF WHICH)

Todd Precord (DEM)	RECEIVED	56
Write-In Votes	RECEIVED	0

THE WHOLE NUMBER OF VOTES GIVEN: DEM Maple Ridge Twp Supervisor WAS 6 (OF WHICH)

Write-In Votes	RECEIVED	6

THE WHOLE NUMBER OF VOTES GIVEN: DEM Maple Ridge Twp Clerk WAS 62 (OF WHICH)

Judith Hall (DEM)	RECEIVED	62
Write-In Votes	RECEIVED	0

THE WHOLE NUMBER OF VOTES GIVEN: DEM Maple Ridge Twp Treasurer WAS 66 (OF WHICH)

Kristi J. Hoppe (DEM)	RECEIVED	66
Write-In Votes	RECEIVED	0

THE WHOLE NUMBER OF VOTES GIVEN: DEM Maple Ridge Twp Trustee WAS 66 (OF WHICH)

Lenore Kasubowski (DEM)	RECEIVED	66
Write-In Votes	RECEIVED	0

THE WHOLE NUMBER OF VOTES GIVEN: DEM Ossineke Twp Supervisor WAS 3 (OF WHICH)

Write-In Votes	RECEIVED	3

THE WHOLE NUMBER OF VOTES GIVEN: DEM Ossineke Twp Clerk WAS 3 (OF WHICH)

Write-In Votes	RECEIVED	3

THE WHOLE NUMBER OF VOTES GIVEN: DEM Ossineke Twp Treasurer WAS 3 (OF WHICH)

Write-In Votes	RECEIVED	3

Statement of Votes Cast
Alpena County, MI
2016 General Primary
SOVC For Jurisdiction Wide, All Counters, All Races
August 2, 2016
Primary Election

THE WHOLE NUMBER OF VOTES GIVEN: DEM Ossineke Twp Trustee
WAS 35 (OF WHICH)

Kevin J. Degen (DEM)	RECEIVED	35
Write-In Votes	RECEIVED	0

THE WHOLE NUMBER OF VOTES GIVEN: DEM Sanborn Twp Supervisor
WAS 99 (OF WHICH)

Kenneth A. Gauthier (DEM)	RECEIVED	98
Write-In Votes	RECEIVED	1

THE WHOLE NUMBER OF VOTES GIVEN: DEM Sanborn Twp Clerk
WAS 93 (OF WHICH)

Nancy Rechtsteiner (DEM)	RECEIVED	93
Write-In Votes	RECEIVED	0

THE WHOLE NUMBER OF VOTES GIVEN: DEM Sanborn Twp Treasurer
WAS 5 (OF WHICH)

Write-In Votes	RECEIVED	5

THE WHOLE NUMBER OF VOTES GIVEN: DEM Sanborn Twp Trustee
WAS 92 (OF WHICH)

Patricia A. Sampier (DEM)	RECEIVED	90
Write-In Votes	RECEIVED	2

THE WHOLE NUMBER OF VOTES GIVEN: DEM Wellington Twp Supervisor
WAS 0 (OF WHICH)

Write-In Votes	RECEIVED	0

THE WHOLE NUMBER OF VOTES GIVEN: DEM Wellington Twp Clerk
WAS 0 (OF WHICH)

Write-In Votes	RECEIVED	0

THE WHOLE NUMBER OF VOTES GIVEN: DEM Wellington Twp Treasurer
WAS 0 (OF WHICH)

Write-In Votes	RECEIVED	0

THE WHOLE NUMBER OF VOTES GIVEN: DEM Wellington Twp Trustee
WAS 4 (OF WHICH)

Karen E. Stevens (DEM)	RECEIVED	4
Write-In Votes	RECEIVED	0

THE WHOLE NUMBER OF VOTES GIVEN: DEM Wilson Twp Supervisor WAS 6 (OF WHICH)

Write-In Votes	RECEIVED	6

THE WHOLE NUMBER OF VOTES GIVEN: DEM Wilson Twp Clerk WAS 4 (OF WHICH)

Write-In Votes	RECEIVED	4

THE WHOLE NUMBER OF VOTES GIVEN: DEM Wilson Twp Treasurer WAS 5 (OF WHICH)

Write-In Votes	RECEIVED	5

THE WHOLE NUMBER OF VOTES GIVEN: DEM Wilson Twp Trustee WAS 5 (OF WHICH)

Write-In Votes	RECEIVED	5

THE WHOLE NUMBER OF VOTES GIVEN: DEM Wilson Twp Constable WAS 3 (OF WHICH)

Write-In Votes	RECEIVED	3

THE WHOLE NUMBER OF VOTES GIVEN: DEM C-Alpena 1 Delegate WAS 40 (OF WHICH)

Write-In Votes	RECEIVED	40

THE WHOLE NUMBER OF VOTES GIVEN: DEM C-Alpena 3 Delegate WAS 28 (OF WHICH)

Write-In Votes	RECEIVED	28

THE WHOLE NUMBER OF VOTES GIVEN: DEM C-Alpena 4 Delegate WAS 28 (OF WHICH)

Write-In Votes	RECEIVED	28

THE WHOLE NUMBER OF VOTES GIVEN: DEM C-Alpena 5 Delegate WAS 145 (OF WHICH)

Tom Brindley (DEM)	RECEIVED	145
Write-In Votes	RECEIVED	0

THE WHOLE NUMBER OF VOTES GIVEN: DEM C-Alpena 6 Delegate WAS 38 (OF WHICH)

Write-In Votes	RECEIVED	38

THE WHOLE NUMBER OF VOTES GIVEN: DEM Alpena Twp 1 Delegate WAS 7 (OF WHICH)

Write-In Votes	RECEIVED	7

THE WHOLE NUMBER OF VOTES GIVEN: DEM Alpena Twp 2 Delegate WAS 11 (OF WHICH)

Write-In Votes	RECEIVED	11

THE WHOLE NUMBER OF VOTES GIVEN: DEM Alpena Twp 3 Delegate WAS 4 (OF WHICH)

Write-In Votes	RECEIVED	4

THE WHOLE NUMBER OF VOTES GIVEN: DEM Alpena Twp 4 Delegate WAS 10 (OF WHICH)

Write-In Votes	RECEIVED	10

THE WHOLE NUMBER OF VOTES GIVEN: DEM Alpena Twp 5 Delegate WAS 6 (OF WHICH)

Write-In Votes	RECEIVED	6

THE WHOLE NUMBER OF VOTES GIVEN: DEM Green Twp 1 Delegate WAS 5 (OF WHICH)

Write-In Votes	RECEIVED	5

THE WHOLE NUMBER OF VOTES GIVEN: DEM Long Rapids Twp 1 Delegate WAS 47 (OF WHICH)

Todd L. Koss (DEM)	RECEIVED	47
Write-In Votes	RECEIVED	0

THE WHOLE NUMBER OF VOTES GIVEN: DEM Maple Ridge Twp 1 Delegate WAS 64 (OF WHICH)

Kenneth L. Oke (DEM)	RECEIVED	64
Write-In Votes	RECEIVED	0

THE WHOLE NUMBER OF VOTES GIVEN: DEM Ossineke Twp 1 Delegate WAS 3 (OF WHICH)

Write-In Votes	RECEIVED	3

THE WHOLE NUMBER OF VOTES GIVEN: DEM Sanborn Twp 1 Delegate

WAS 6 (OF WHICH)

Write-In Votes	RECEIVED	6

THE WHOLE NUMBER OF VOTES GIVEN: DEM Wellington Twp 1 Delegate
WAS 1 (OF WHICH)

Write-In Votes	RECEIVED	1

THE WHOLE NUMBER OF VOTES GIVEN: DEM Wilson Twp 1 Delegate
WAS 4 (OF WHICH)

Write-In Votes	RECEIVED	4

THE WHOLE NUMBER OF VOTES GIVEN: Sanborn Twp Fire
WAS 312 (OF WHICH)

YES	RECEIVED	267
NO	RECEIVED	45

THE WHOLE NUMBER OF VOTES GIVEN: Alpena School Millage
WAS 4691 (OF WHICH)

YES	RECEIVED	3480
NO	RECEIVED	1211

STATE OF MICHIGAN

COUNTY OF ALPENA

The Board of Canvassers of Alpena County having Ascertained and Canvassed the Votes of the several Cities and Townships of this County, of the Primary Election, held Tuesday, the ___2nd_____day of August____A.D. __2016.

In Witness Whereof, We have hereunto set our hands and affixed the Seal of the Circuit Court for the County of Alpena this _____ __Day of _August, 2016

Chairperson of Board of County Canvassers

Attest:

Clerk of Board of Canvassers

Election Summary Report
Alpena County, MI
2016 General Primary
Summary For Jurisdiction Wide, All Counters, All Races
August 12, 2016
Primary Election

Registered Voters 24907 - Cards Cast 5915 23.75%

Num. Report Precinct 19 - Num. Reporting 19 100.00%

REP D1 Congress		REP Total	
Number of Precincts		17	
Precincts Reporting		17	100.0 %
Times Counted		5385/23248	23.2 %
Total Votes		2873	
Jason Allen	REP	1006	35.02%
Jack Bergman	REP	1147	39.92%
Tom Casperson	REP	716	24.92%
Write-in Votes		4	0.14%

REP D106 Representative		REP Total	
Number of Precincts		17	
Precincts Reporting		17	100.0 %
Times Counted		5385/23248	23.2 %
Total Votes		2982	
Sue Allor	REP	478	16.03%
David Ladd Chandler	REP	129	4.33%
Jackie Krawczak	REP	1583	53.09%
Jesse Osmer	REP	791	26.53%
Write-in Votes		1	0.03%

REP Prosecuting Atty	REP Total	
Number of Precincts	17	
Precincts Reporting	17	100.0 %
Times Counted	5385/23248	23.2 %
Total Votes	183	
Write-in Votes	183	100.00%

REP County Sheriff		REP Total	
Number of Precincts		17	
Precincts Reporting		17	100.0 %
Times Counted		5385/23248	23.2 %
Total Votes		2667	
Steven J Kieliszewsi	REP	2653	99.48%
Write-in Votes		14	0.52%

REP County Clerk		REP Total	
Number of Precincts		17	
Precincts Reporting		17	100.0 %
Times Counted		5385/23248	23.2 %
Total Votes		2562	
Bonnie Friedrichs	REP	2550	99.53%
Write-in Votes		12	0.47%

REP County Treasurer		REP Total	
Number of Precincts		17	
Precincts Reporting		17	100.0 %
Times Counted		5385/23248	23.2 %
Total Votes		178	
Write-in Votes		178	100.00%

REP Register of Deeds		REP Total	
Number of Precincts		17	
Precincts Reporting		17	100.0 %
Times Counted		5385/23248	23.2 %
Total Votes		2535	
Kathy J. Matash	REP	2528	99.72%
Write-in Votes		7	0.28%

REP Drain Commissioner		REP Total	
Number of Precincts		17	
Precincts Reporting		17	100.0 %
Times Counted		5385/23248	23.2 %
Total Votes		2418	
Gerald Fournier	REP	2408	99.59%
Write-in Votes		10	0.41%

REP D1 Commissioner		REP Total	
Number of Precincts		2	
Precincts Reporting		2	100.0 %
Times Counted		725/2906	24.9 %
Total Votes		365	
Mark John Hunter	REP	117	32.05%
Bradley McRoberts	REP	248	67.95%
Write-in Votes		0	0.00%

REP D2 Commissioner		REP Total	
Number of Precincts		1	
Precincts Reporting		1	100.0 %
Times Counted		300/2521	11.9 %
Total Votes		13	
Write-in Votes		13	100.00%

Election Summary Report
Alpena County, MI
2016 General Primary
Summary For Jurisdiction Wide, All Counters, All Races
August 12, 2016
Primary Election

Registered Voters 24907 - Cards Cast 5915 23.75%

Num. Report Precinct 19 - Num. Reporting 19 100.00%

REP D3 Commissioner		REP Total	
Number of Precincts		2	
Precincts Reporting		2	100.0 %
Times Counted		615/2694	22.8 %
Total Votes		244	
Camille Nerkowski	REP	240	98.36%
Write-in Votes		4	1.64%

REP D4 Commissioner		REP Total	
Number of Precincts		2	
Precincts Reporting		2	100.0 %
Times Counted		985/3429	28.7 %
Total Votes		376	
Bill Peterson	REP	375	99.73%
Write-in Votes		1	0.27%

REP D5 Commissioner		REP Total	
Number of Precincts		2	
Precincts Reporting		2	100.0 %
Times Counted		738/2631	28.1 %
Total Votes		273	
Brenda Fournier	REP	270	98.90%
Write-in Votes		3	1.10%

REP D6 Commissioner		REP Total	
Number of Precincts		3	
Precincts Reporting		3	100.0 %
Times Counted		684/3131	21.8 %
Total Votes		323	
Ronald L. McDonald	REP	320	99.07%
Write-in Votes		3	0.93%

REP D7 Commissioner		REP Total	
Number of Precincts		4	
Precincts Reporting		4	100.0 %
Times Counted		722/3011	24.0 %
Total Votes		464	
Cameron Habermehl	REP	464	100.00%
Write-in Votes		0	0.00%

REP D8 Commissioner		REP Total	
Number of Precincts		2	
Precincts Reporting		2	100.0 %
Times Counted		616/2925	21.1 %
Total Votes		326	
John Kozlowski	REP	325	99.69%
Write-in Votes		1	0.31%

REP Alpena Twp Supervisor		REP Total	
Number of Precincts		5	
Precincts Reporting		5	100.0 %
Times Counted		2030/7486	27.1 %
Total Votes		774	
Nathan Skibbe	REP	766	98.97%
Write-in Votes		8	1.03%

REP Alpena Twp Clerk		REP Total	
Number of Precincts		5	
Precincts Reporting		5	100.0 %
Times Counted		2030/7486	27.1 %
Total Votes		31	
Write-in Votes		31	100.00%

REP Alpena Twp Treasurer		REP Total	
Number of Precincts		5	
Precincts Reporting		5	100.0 %
Times Counted		2030/7486	27.1 %
Total Votes		894	
Genie Diamond	REP	394	44.07%
Laura Ellery-Somers	REP	499	55.82%
Write-in Votes		1	0.11%

REP Alpena Twp Trustee		REP Total	
Number of Precincts		5	
Precincts Reporting		5	100.0 %
Times Counted		2030/7486	27.1 %
Total Votes		1584	
Cash Kroll	REP	516	32.58%
Norman Poli	REP	528	33.33%
Nathan Thomson	REP	530	33.46%
Write-in Votes		10	0.63%

Election Summary Report
Alpena County, MI
2016 General Primary
Summary For Jurisdiction Wide, All Counters, All Races
August 12, 2016
Primary Election

Registered Voters 24907 - Cards Cast 5915 23.75%

Num. Report Precinct 19 - Num. Reporting 19 100.00%

REP Green Twp Supervisor		REP Total	
Number of Precincts		1	
Precincts Reporting		1	100.0 %
Times Counted		175/924	18.9 %
Total Votes		88	
Eric G. Smith	REP	88	100.00%
Write-in Votes		0	0.00%

REP Green Twp Clerk		REP Total	
Number of Precincts		1	
Precincts Reporting		1	100.0 %
Times Counted		175/924	18.9 %
Total Votes		89	
Melony Sumerix	REP	89	100.00%
Write-in Votes		0	0.00%

REP Green Twp Treasurer		REP Total	
Number of Precincts		1	
Precincts Reporting		1	100.0 %
Times Counted		175/924	18.9 %
Total Votes		89	
Bekki Smith	REP	89	100.00%
Write-in Votes		0	0.00%

REP Green Twp Trustee		REP Total	
Number of Precincts		1	
Precincts Reporting		1	100.0 %
Times Counted		175/924	18.9 %
Total Votes		169	
Tammy J. Bates	REP	79	46.75%
Herbert Gamage	REP	90	53.25%
Write-in Votes		0	0.00%

REP Long Rapids Twp Supervisor		REP Total	
Number of Precincts		1	
Precincts Reporting		1	100.0 %
Times Counted		200/800	25.0 %
Total Votes		111	
Howard N. Lunsden	REP	111	100.00%
Write-in Votes		0	0.00%

REP Long Rapids Twp Clerk		REP Total	
Number of Precincts		1	
Precincts Reporting		1	100.0 %
Times Counted		200/800	25.0 %
Total Votes		117	
M. Susan Thomson	REP	117	100.00%
Write-in Votes		0	0.00%

REP Long Rapids Twp Treasurer		REP Total	
Number of Precincts		1	
Precincts Reporting		1	100.0 %
Times Counted		200/800	25.0 %
Total Votes		113	
Wendy Johnson	REP	112	99.12%
Write-in Votes		1	0.88%

REP Long Rapids Twp Trustee		REP Total	
Number of Precincts		1	
Precincts Reporting		1	100.0 %
Times Counted		200/800	25.0 %
Total Votes		197	
Bonnie Krajniak	REP	48	24.37%
K. Susie MacArthur	REP	70	35.53%
Thomas D. Spaulding	REP	79	40.10%
Write-in Votes		0	0.00%

REP Maple Ridge Twp Supervisor		REP Total	
Number of Precincts		1	
Precincts Reporting		1	100.0 %
Times Counted		282/1276	22.1 %
Total Votes		165	
John R. Male	REP	101	61.21%
Roy Wekwert, Jr.	REP	64	38.79%
Write-in Votes		0	0.00%

REP Maple Ridge Twp Clerk	REP Total	
Number of Precincts	1	
Precincts Reporting	1	100.0 %
Times Counted	282/1276	22.1 %
Total Votes	10	
Write-in Votes	10	100.00%

Election Summary Report
Alpena County, MI
2016 General Primary
Summary For Jurisdiction Wide, All Counters, All Races
August 12, 2016
Primary Election

Registered Voters 24907 - Cards Cast 5915 23.75%

Num. Report Precinct 19 - Num. Reporting 19 100.00%

REP Maple Ridge Twp Treasurer	REP		
		Total	
Number of Precincts		1	
Precincts Reporting		1	100.0 %
Times Counted		282/1276	22.1 %
Total Votes		8	
Write-in Votes		8	100.00%

REP Maple Ridge Twp Trustee	REP		
		Total	
Number of Precincts		1	
Precincts Reporting		1	100.0 %
Times Counted		282/1276	22.1 %
Total Votes		126	
Robert W. Trelfa, Jr	REP	124	98.41%
Write-in Votes		2	1.59%

REP Ossineke Twp Supervisor	REP		
		Total	
Number of Precincts		1	
Precincts Reporting		1	100.0 %
Times Counted		272/1374	19.8 %
Total Votes		178	
Kenneth A. Lobert	REP	177	99.44%
Write-in Votes		1	0.56%

REP Ossineke Twp Clerk	REP		
		Total	
Number of Precincts		1	
Precincts Reporting		1	100.0 %
Times Counted		272/1374	19.8 %
Total Votes		174	
Dennis A. Liske	REP	173	99.43%
Write-in Votes		1	0.57%

REP Ossineke Twp Treasurer	REP		
		Total	
Number of Precincts		1	
Precincts Reporting		1	100.0 %
Times Counted		272/1374	19.8 %
Total Votes		180	
Denise Schultz	REP	180	100.00%
Write-in Votes		0	0.00%

REP Ossineke Twp Trustee	REP		
		Total	
Number of Precincts		1	
Precincts Reporting		1	100.0 %
Times Counted		272/1374	19.8 %
Total Votes		280	
Edie Abbott	REP	132	47.14%
Jerry Leschiuger	REP	148	52.86%
Write-in Votes		0	0.00%

REP Sanborn Twp Supervisor	REP		
		Total	
Number of Precincts		1	
Precincts Reporting		1	100.0 %
Times Counted		344/1551	22.2 %
Total Votes		12	
Write-in Votes		12	100.00%

REP Sanborn Twp Clerk	REP		
		Total	
Number of Precincts		1	
Precincts Reporting		1	100.0 %
Times Counted		344/1551	22.2 %
Total Votes		11	
Write-in Votes		11	100.00%

REP Sanborn Twp Treasurer	REP		
		Total	
Number of Precincts		1	
Precincts Reporting		1	100.0 %
Times Counted		344/1551	22.2 %
Total Votes		174	
Mary J. Eaton	REP	174	100.00%
Write-in Votes		0	0.00%

REP Sanborn Twp Trustee	REP		
		Total	
Number of Precincts		1	
Precincts Reporting		1	100.0 %
Times Counted		344/1551	22.2 %
Total Votes		168	
Wayne A. Liske	REP	164	97.62%
Write-in Votes		4	2.38%

Election Summary Report
Alpena County, MI
2016 General Primary
Summary For Jurisdiction Wide, All Counters, All Races
August 12, 2016
Primary Election

Registered Voters 24907 - Cards Cast 5915 23.75%

Num. Report Precinct 19 - Num. Reporting 19 100.00%

REP Wellington Twp Supervisor		REP Total	
Number of Precincts		1	
Precincts Reporting		1	100.0 %
Times Counted		59/190	31.1 %
Total Votes		41	
Ronald Lucas	REP	40	97.56%
Write-in Votes		1	2.44%

REP Wellington Twp Clerk		REP Total	
Number of Precincts		1	
Precincts Reporting		1	100.0 %
Times Counted		59/190	31.1 %
Total Votes		46	
Pamela S. Madsen	REP	45	97.83%
Brandy Norton	REP	1	2.17%
Write-in Votes		0	0.00%

REP Wellington Twp Treasurer		REP Total	
Number of Precincts		1	
Precincts Reporting		1	100.0 %
Times Counted		59/190	31.1 %
Total Votes		45	
Grace J. Lumsden	REP	45	100.00%
Write-in Votes		0	0.00%

REP Wellington Twp Trustee		REP Total	
Number of Precincts		1	
Precincts Reporting		1	100.0 %
Times Counted		59/190	31.1 %
Total Votes		45	
Justin Dziesinski	REP	45	100.00%
Write-in Votes		0	0.00%

REP Wilson Twp Supervisor		REP Total	
Number of Precincts		1	
Precincts Reporting		1	100.0 %
Times Counted		383/1526	25.1 %
Total Votes		306	
Bill Baker	REP	87	28.43%
Daniel Hibner	REP	219	71.57%
Write-in Votes		0	0.00%

REP Wilson Twp Clerk		REP Total	
Number of Precincts		1	
Precincts Reporting		1	100.0 %
Times Counted		383/1526	25.1 %
Total Votes		315	
Matthew J. Germain	REP	138	43.81%
Pam Habermehl-Walker	REP	177	56.19%
Write-in Votes		0	0.00%

REP Wilson Twp Treasurer		REP Total	
Number of Precincts		1	
Precincts Reporting		1	100.0 %
Times Counted		383/1526	25.1 %
Total Votes		314	
Kim Rabeau	REP	106	33.76%
Penny L. Szatkowski	REP	208	66.24%
Write-in Votes		0	0.00%

REP Wilson Twp Trustee		REP Total	
Number of Precincts		1	
Precincts Reporting		1	100.0 %
Times Counted		383/1526	25.1 %
Total Votes		482	
Nancy Baker	REP	88	18.26%
Bill Church	REP	157	32.57%
Cody C. Werth	REP	237	49.17%
Write-in Votes		0	0.00%

REP Wilson Twp Constable		REP Total	
Number of Precincts		1	
Precincts Reporting		1	100.0 %
Times Counted		383/1526	25.1 %
Total Votes		272	
Norman T. Szatkowski	REP	269	98.90%
Write-in Votes		3	1.10%

REP C-Alpena 1 Delegate		REP Total	
Number of Precincts		1	
Precincts Reporting		1	100.0 %
Times Counted		300/2521	11.9 %
Total Votes		122	
Heather Bodem	REP	119	97.54%
Write-in Votes		3	2.46%

Election Summary Report
Alpena County, MI
2016 General Primary
Summary For Jurisdiction Wide, All Counters, All Races
August 12, 2016
Primary Election

Registered Voters 24907 - Cards Cast 5915 23.75%

Num. Report Precinct 19 - Num. Reporting 19 100.00%

REP C-Alpena 3 Delegate	REP		
		Total	
Number of Precincts		1	
Precincts Reporting		1	100.0 %
Times Counted		293/1356	21.6 %
Total Votes		27	
Write-in Votes		27	100.00%

REP Alpena Twp 3 Delegate	REP		
		Total	
Number of Precincts		1	
Precincts Reporting		1	100.0 %
Times Counted		503/1717	29.3 %
Total Votes		10	
Write-in Votes		10	100.00%

REP C-Alpena 4 Delegate	REP		
		Total	
Number of Precincts		1	
Precincts Reporting		1	100.0 %
Times Counted		322/1338	24.1 %
Total Votes		24	
Write-in Votes		24	100.00%

REP Alpena Twp 4 Delegate	REP		
		Total	
Number of Precincts		1	
Precincts Reporting		1	100.0 %
Times Counted		265/1115	23.8 %
Total Votes		94	
Rudy Bauer	REP	93	98.94%
Write-in Votes		1	1.06%

REP C-Alpena 5 Delegate	REP		
		Total	
Number of Precincts		1	
Precincts Reporting		1	100.0 %
Times Counted		399/1332	30.0 %
Total Votes		322	
Beverly Bodem	REP	171	53.11%
Dennis Bodem	REP	150	46.58%
Write-in Votes		1	0.31%

REP Alpena Twp 5 Delegate	REP		
		Total	
Number of Precincts		1	
Precincts Reporting		1	100.0 %
Times Counted		473/1516	31.2 %
Total Votes		279	
Brenda Fournier	REP	142	50.90%
Gerald Fournier	REP	137	49.10%
Write-in Votes		0	0.00%

REP C-Alpena 6 Delegate	REP		
		Total	
Number of Precincts		1	
Precincts Reporting		1	100.0 %
Times Counted		326/1574	20.7 %
Total Votes		31	
Write-in Votes		31	100.00%

REP Green Twp 1 Delegate	REP		
		Total	
Number of Precincts		1	
Precincts Reporting		1	100.0 %
Times Counted		175/924	18.9 %
Total Votes		3	
Write-in Votes		3	100.00%

REP Alpena Twp 1 Delegate	REP		
		Total	
Number of Precincts		1	
Precincts Reporting		1	100.0 %
Times Counted		307/1426	21.5 %
Total Votes		9	
Write-in Votes		9	100.00%

REP Long Rapids Twp 1 Delegate	REP		
		Total	
Number of Precincts		1	
Precincts Reporting		1	100.0 %
Times Counted		200/800	25.0 %
Total Votes		102	
Don Clay	REP	102	100.00%
Write-in Votes		0	0.00%

REP Alpena Twp 2 Delegate	REP		
		Total	
Number of Precincts		1	
Precincts Reporting		1	100.0 %
Times Counted		482/1712	28.2 %
Total Votes		141	
Michelle Bailey	REP	138	97.87%
Write-in Votes		3	2.13%

Election Summary Report
Alpena County, MI
2016 General Primary
Summary For Jurisdiction Wide, All Counters, All Races
August 12, 2016
Primary Election

Registered Voters 24907 - Cards Cast 5915 23.75%

Num. Report Precinct 19 - Num. Reporting 19 100.00%

REP Maple Ridge Twp 1 Delegate	REP	Total	
Number of Precincts		1	
Precincts Reporting		1	100.0 %
Times Counted		282/1276	22.1 %
Total Votes		187	
John Lawrence	REP	85	45.45%
Kevin Osbourne	REP	99	52.94%
Write-in Votes		3	1.60%

REP Ossineke Twp 1 Delegate	REP	Total	
Number of Precincts		1	
Precincts Reporting		1	100.0 %
Times Counted		272/1374	19.8 %
Total Votes		268	
Brandon E. Borke	REP	134	50.00%
Elaine Fortier	REP	133	49.63%
Write-in Votes		1	0.37%

REP Sanborn Twp 1 Delegate	REP	Total	
Number of Precincts		1	
Precincts Reporting		1	100.0 %
Times Counted		344/1551	22.2 %
Total Votes		13	
Write-in Votes		13	100.00%

REP Wellington Twp 1 Delegate	REP	Total	
Number of Precincts		1	
Precincts Reporting		1	100.0 %
Times Counted		59/190	31.1 %
Total Votes		3	
Write-in Votes		3	100.00%

REP Wilson Twp 1 Delegate	REP	Total	
Number of Precincts		1	
Precincts Reporting		1	100.0 %
Times Counted		383/1526	25.1 %
Total Votes		7	
Write-in Votes		7	100.00%

DEM D1 Congress	DEM	Total	
Number of Precincts		17	
Precincts Reporting		17	100.0 %
Times Counted		5385/23248	23.2 %
Total Votes		1966	
Jerry Cannon	DEM	451	22.94%
Lon Johnson	DEM	1508	76.70%
Write-in Votes		7	0.36%

DEM D106 Representative	DEM	Total	
Number of Precincts		17	
Precincts Reporting		17	100.0 %
Times Counted		5385/23248	23.2 %
Total Votes		2144	
Robert Kennedy	DEM	651	30.36%
Erin Kieliszewski	DEM	1488	69.40%
Write-in Votes		5	0.23%

DEM Prosecuting Attorney	DEM	Total	
Number of Precincts		17	
Precincts Reporting		17	100.0 %
Times Counted		5385/23248	23.2 %
Total Votes		1892	
K. Edward Black	DEM	1883	99.52%
Write-in Votes		9	0.48%

DEM County Sheriff	DEM	Total	
Number of Precincts		17	
Precincts Reporting		17	100.0 %
Times Counted		5385/23248	23.2 %
Total Votes		155	
Write-in Votes		155	100.00%

DEM County Clerk	DEM	Total	
Number of Precincts		17	
Precincts Reporting		17	100.0 %
Times Counted		5385/23248	23.2 %
Total Votes		143	
Write-in Votes		143	100.00%

Election Summary Report
Alpena County, MI
2016 General Primary
Summary For Jurisdiction Wide, All Counters, All Races
August 12, 2016
Primary Election

Registered Voters 24907 - Cards Cast 5915 23.75%

Num. Report Precinct 19 - Num. Reporting 19 100.00%

DEM County Treasurer		DEM Total	
Number of Precincts		17	
Precincts Reporting		17	100.0 %
Times Counted		5385/23248	23.2 %
Total Votes		1616	
Kimberly Ludlow	DEM	1605	99.32%
Write-in Votes		11	0.68%

DEM Register of Deeds		DEM Total	
Number of Precincts		17	
Precincts Reporting		17	100.0 %
Times Counted		5385/23248	23.2 %
Total Votes		145	
Write-in Votes		145	100.00%

DEM Drain Commissioner		DEM Total	
Number of Precincts		17	
Precincts Reporting		17	100.0 %
Times Counted		5385/23248	23.2 %
Total Votes		149	
Write-in Votes		149	100.00%

DEM D1 Commissioner		DEM Total	
Number of Precincts		2	
Precincts Reporting		2	100.0 %
Times Counted		725/2906	24.9 %
Total Votes		267	
Jeffrey M. Kowalski	DEM	266	99.63%
Write-in Votes		1	0.37%

DEM D2 Commissioner		DEM Total	
Number of Precincts		1	
Precincts Reporting		1	100.0 %
Times Counted		300/2521	11.9 %
Total Votes		118	
Robert Adrian	DEM	118	100.00%
Write-in Votes		0	0.00%

DEM D3 Commissioner		DEM Total	
Number of Precincts		2	
Precincts Reporting		2	100.0 %
Times Counted		615/2694	22.8 %
Total Votes		213	
Richard Neumann	DEM	211	99.06%
Write-in Votes		2	0.94%

DEM D4 Commissioner		DEM Total	
Number of Precincts		2	
Precincts Reporting		2	100.0 %
Times Counted		985/3429	28.7 %
Total Votes		19	
Write-in Votes		19	100.00%

DEM D5 Commissioner		DEM Total	
Number of Precincts		2	
Precincts Reporting		2	100.0 %
Times Counted		738/2631	28.1 %
Total Votes		265	
Mary A. Hess	DEM	264	99.62%
Write-in Votes		1	0.38%

DEM D6 Commissioner		DEM Total	
Number of Precincts		3	
Precincts Reporting		3	100.0 %
Times Counted		684/3131	21.8 %
Total Votes		19	
Write-in Votes		19	100.00%

DEM D7 Commissioner		DEM Total	
Number of Precincts		4	
Precincts Reporting		4	100.0 %
Times Counted		722/3011	24.0 %
Total Votes		5	
Write-in Votes		5	100.00%

DEM D8 Commissioner		DEM Total	
Number of Precincts		2	
Precincts Reporting		2	100.0 %
Times Counted		616/2925	21.1 %
Total Votes		7	
Write-in Votes		7	100.00%

Election Summary Report
Alpena County, MI
2016 General Primary
Summary For Jurisdiction Wide, All Counters, All Races
August 12, 2016
Primary Election

Registered Voters 24907 - Cards Cast 5915 23.75%

Num. Report Precinct 19 - Num. Reporting 19 100.00%

DEM Alpena Twp Supervisor	DEM	Total	
Number of Precincts		5	
Precincts Reporting		5	100.0 %
Times Counted		2030/7486	27.1 %
Total Votes		987	
Scot R. McKenzie	DEM	647	65.55%
Stanley L. Mischley	DEM	144	14.59%
Marie A. Twite	DEM	195	19.76%
Write-in Votes		1	0.10%

DEM Alpena Twp Clerk	DEM	Total	
Number of Precincts		5	
Precincts Reporting		5	100.0 %
Times Counted		2030/7486	27.1 %
Total Votes		865	
Karie K. Bleau	DEM	575	66.47%
T. Juergen Thusat	DEM	286	33.06%
Write-in Votes		4	0.46%

DEM Alpena Twp Treasurer	DEM	Total	
Number of Precincts		5	
Precincts Reporting		5	100.0 %
Times Counted		2030/7486	27.1 %
Total Votes		41	
Write-in Votes		41	100.00%

DEM Alpena Twp Trustee	DEM	Total	
Number of Precincts		5	
Precincts Reporting		5	100.0 %
Times Counted		2030/7486	27.1 %
Total Votes		1149	
Matthew E. Dunckel	DEM	652	56.74%
Bret Finzel	DEM	493	42.91%
Write-in Votes		4	0.35%

DEM Green Twp Supervisor	DEM	Total	
Number of Precincts		1	
Precincts Reporting		1	100.0 %
Times Counted		175/924	18.9 %
Total Votes		5	
Write-in Votes		5	100.00%

DEM Green Twp Clerk	DEM	Total	
Number of Precincts		1	
Precincts Reporting		1	100.0 %
Times Counted		175/924	18.9 %
Total Votes		5	
Write-in Votes		5	100.00%

DEM Green Treasurer	DEM	Total	
Number of Precincts		1	
Precincts Reporting		1	100.0 %
Times Counted		175/924	18.9 %
Total Votes		4	
Write-in Votes		4	100.00%

DEM Green Trustee	DEM	Total	
Number of Precincts		1	
Precincts Reporting		1	100.0 %
Times Counted		175/924	18.9 %
Total Votes		5	
Write-in Votes		5	100.00%

DEM Long Rapids Twp Supervisor	DEM	Total	
Number of Precincts		1	
Precincts Reporting		1	100.0 %
Times Counted		200/800	25.0 %
Total Votes		2	
Write-in Votes		2	100.00%

DEM Long Rapids Twp Clerk	DEM	Total	
Number of Precincts		1	
Precincts Reporting		1	100.0 %
Times Counted		200/800	25.0 %
Total Votes		2	
Write-in Votes		2	100.00%

DEM Long Rapids Twp Treasurer	DEM	Total	
Number of Precincts		1	
Precincts Reporting		1	100.0 %
Times Counted		200/800	25.0 %
Total Votes		2	
Write-in Votes		2	100.00%

Election Summary Report
Alpena County, MI
2016 General Primary
Summary For Jurisdiction Wide, All Counters, All Races
August 12, 2016
Primary Election

Registered Voters 24907 - Cards Cast 5915 23.75%

Num. Report Precinct 19 - Num. Reporting 19 100.00%

DEM Long Rapids Twp Trustee	DEM	Total	
Number of Precincts		1	
Precincts Reporting		1	100.0 %
Times Counted		200/800	25.0 %
Total Votes		56	
Todd Precord	DEM	56	100.00%
Write-in Votes		0	0.00%

DEM Maple Ridge Twp Supervisor	DEM	Total	
Number of Precincts		1	
Precincts Reporting		1	100.0 %
Times Counted		282/1276	22.1 %
Total Votes		6	
Write-in Votes		6	100.00%

DEM Maple Ridge Twp Clerk	DEM	Total	
Number of Precincts		1	
Precincts Reporting		1	100.0 %
Times Counted		282/1276	22.1 %
Total Votes		62	
Judith Hall	DEM	62	100.00%
Write-in Votes		0	0.00%

DEM Maple Ridge Twp Treasurer	DEM	Total	
Number of Precincts		1	
Precincts Reporting		1	100.0 %
Times Counted		282/1276	22.1 %
Total Votes		66	
Kristi J. Hoppe	DEM	66	100.00%
Write-in Votes		0	0.00%

DEM Maple Ridge Twp Trustee	DEM	Total	
Number of Precincts		1	
Precincts Reporting		1	100.0 %
Times Counted		282/1276	22.1 %
Total Votes		66	
Lenore Kasubowski	DEM	66	100.00%
Write-in Votes		0	0.00%

DEM Ossineke Twp Supervisor	DEM	Total	
Number of Precincts		1	
Precincts Reporting		1	100.0 %
Times Counted		272/1374	19.8 %
Total Votes		3	
Write-in Votes		3	100.00%

DEM Ossineke Twp Clerk	DEM	Total	
Number of Precincts		1	
Precincts Reporting		1	100.0 %
Times Counted		272/1374	19.8 %
Total Votes		3	
Write-in Votes		3	100.00%

DEM Ossineke Twp Treasurer	DEM	Total	
Number of Precincts		1	
Precincts Reporting		1	100.0 %
Times Counted		272/1374	19.8 %
Total Votes		3	
Write-in Votes		3	100.00%

DEM Ossineke Twp Trustee	DEM	Total	
Number of Precincts		1	
Precincts Reporting		1	100.0 %
Times Counted		272/1374	19.8 %
Total Votes		35	
Kevin J. Degen	DEM	35	100.00%
Write-in Votes		0	0.00%

DEM Sanborn Twp Supervisor	DEM	Total	
Number of Precincts		1	
Precincts Reporting		1	100.0 %
Times Counted		344/1551	22.2 %
Total Votes		99	
Kenneth A. Gauthier	DEM	98	98.99%
Write-in Votes		1	1.01%

DEM Sanborn Twp Clerk	DEM	Total	
Number of Precincts		1	
Precincts Reporting		1	100.0 %
Times Counted		344/1551	22.2 %
Total Votes		93	
Nancy Rechtsteiner	DEM	93	100.00%
Write-in Votes		0	0.00%

Election Summary Report
Alpena County, MI
2016 General Primary
Summary For Jurisdiction Wide, All Counters, All Races
August 12, 2016
Primary Election

Registered Voters 24907 - Cards Cast 5915 23.75%

Num. Report Precinct 19 - Num. Reporting 19 100.00%

DEM Sanborn Twp Treasurer	DEM	Total	
Number of Precincts		1	
Precincts Reporting		1	100.0 %
Times Counted		344/1551	22.2 %
Total Votes		5	
Write-in Votes		5	100.00%

DEM Sanborn Twp Trustee	DEM	Total	
Number of Precincts		1	
Precincts Reporting		1	100.0 %
Times Counted		344/1551	22.2 %
Total Votes		92	
Patricia A. Sampier	DEM	90	97.83%
Write-in Votes		2	2.17%

DEM Wellington Twp Supervisor	DEM	Total	
Number of Precincts		1	
Precincts Reporting		1	100.0 %
Times Counted		59/190	31.1 %
Total Votes		0	
Write-in Votes		0	N/A

DEM Wellington Twp Clerk	DEM	Total	
Number of Precincts		1	
Precincts Reporting		1	100.0 %
Times Counted		59/190	31.1 %
Total Votes		0	
Write-in Votes		0	N/A

DEM Wellington Twp Treasurer	DEM	Total	
Number of Precincts		1	
Precincts Reporting		1	100.0 %
Times Counted		59/190	31.1 %
Total Votes		0	
Write-in Votes		0	N/A

DEM Wellington Twp Trustee	DEM	Total	
Number of Precincts		1	
Precincts Reporting		1	100.0 %
Times Counted		59/190	31.1 %
Total Votes		4	
Karen E. Stevens	DEM	4	100.00%
Write-in Votes		0	0.00%

DEM Wilson Twp Supervisor	DEM	Total	
Number of Precincts		1	
Precincts Reporting		1	100.0 %
Times Counted		383/1526	25.1 %
Total Votes		6	
Write-in Votes		6	100.00%

DEM Wilson Twp Clerk	DEM	Total	
Number of Precincts		1	
Precincts Reporting		1	100.0 %
Times Counted		383/1526	25.1 %
Total Votes		4	
Write-in Votes		4	100.00%

DEM Wilson Twp Treasurer	DEM	Total	
Number of Precincts		1	
Precincts Reporting		1	100.0 %
Times Counted		383/1526	25.1 %
Total Votes		5	
Write-in Votes		5	100.00%

DEM Wilson Twp Trustee	DEM	Total	
Number of Precincts		1	
Precincts Reporting		1	100.0 %
Times Counted		383/1526	25.1 %
Total Votes		5	
Write-in Votes		5	100.00%

DEM Wilson Twp Constable	DEM	Total	
Number of Precincts		1	
Precincts Reporting		1	100.0 %
Times Counted		383/1526	25.1 %
Total Votes		3	
Write-in Votes		3	100.00%

DEM C-Alpena 1 Delegate	DEM	Total	
Number of Precincts		1	
Precincts Reporting		1	100.0 %
Times Counted		300/2521	11.9 %
Total Votes		40	
Write-in Votes		40	100.00%

Election Summary Report
Alpena County, MI
2016 General Primary
Summary For Jurisdiction Wide, All Counters, All Races
August 12, 2016
Primary Election

Registered Voters 24907 - Cards Cast 5915 23.75%

Num. Report Precinct 19 - Num. Reporting 19 100.00%

DEM C-Alpena 3 Delegate	DEM	Total	
Number of Precincts		1	
Precincts Reporting		1	100.0 %
Times Counted		293/1356	21.6 %
Total Votes		28	
Write-in Votes		28	100.00%

DEM Alpena Twp 3 Delegate	DEM	Total	
Number of Precincts		1	
Precincts Reporting		1	100.0 %
Times Counted		503/1717	29.3 %
Total Votes		4	
Write-in Votes		4	100.00%

DEM C-Alpena 4 Delegate	DEM	Total	
Number of Precincts		1	
Precincts Reporting		1	100.0 %
Times Counted		322/1338	24.1 %
Total Votes		28	
Write-in Votes		28	100.00%

DEM Alpena Twp 4 Delegate	DEM	Total	
Number of Precincts		1	
Precincts Reporting		1	100.0 %
Times Counted		265/1115	23.8 %
Total Votes		10	
Write-in Votes		10	100.00%

DEM C-Alpena 5 Delegate	DEM	Total	
Number of Precincts		1	
Precincts Reporting		1	100.0 %
Times Counted		399/1332	30.0 %
Total Votes		145	
Tom Brindley	DEM	145	100.00%
Write-in Votes		0	0.00%

DEM Alpena Twp 5 Delegate	DEM	Total	
Number of Precincts		1	
Precincts Reporting		1	100.0 %
Times Counted		473/1516	31.2 %
Total Votes		6	
Write-in Votes		6	100.00%

DEM C-Alpena 6 Delegate	DEM	Total	
Number of Precincts		1	
Precincts Reporting		1	100.0 %
Times Counted		326/1574	20.7 %
Total Votes		38	
Write-in Votes		38	100.00%

DEM Green Twp 1 Delegate	DEM	Total	
Number of Precincts		1	
Precincts Reporting		1	100.0 %
Times Counted		175/924	18.9 %
Total Votes		5	
Write-in Votes		5	100.00%

DEM Alpena Twp 1 Delegate	DEM	Total	
Number of Precincts		1	
Precincts Reporting		1	100.0 %
Times Counted		307/1426	21.5 %
Total Votes		7	
Write-in Votes		7	100.00%

DEM Long Rapids Twp 1 Delegate	DEM	Total	
Number of Precincts		1	
Precincts Reporting		1	100.0 %
Times Counted		200/800	25.0 %
Total Votes		47	
Todd L. Koss	DEM	47	100.00%
Write-in Votes		0	0.00%

DEM Alpena Twp 2 Delegate	DEM	Total	
Number of Precincts		1	
Precincts Reporting		1	100.0 %
Times Counted		482/1712	28.2 %
Total Votes		11	
Write-in Votes		11	100.00%

DEM Maple Ridge Twp 1 Delegate	DEM	Total	
Number of Precincts		1	
Precincts Reporting		1	100.0 %
Times Counted		282/1276	22.1 %
Total Votes		64	
Kenneth L. Oke	DEM	64	100.00%
Write-in Votes		0	0.00%

Election Summary Report
Alpena County, MI
2016 General Primary
Summary For Jurisdiction Wide, All Counters, All Races
August 12, 2016
Primary Election

Registered Voters 24907 - Cards Cast 5915 23.75%

Num. Report Precinct 19 - Num. Reporting 19 100.00%

DEM Ossineke Twp 1 Delegate	DEM Total	
Number of Precincts	1	
Precincts Reporting	1	100.0 %
Times Counted	272/1374	19.8 %
Total Votes	3	
Write-in Votes	3	100.00%

DEM Sanborn Twp 1 Delegate	DEM Total	
Number of Precincts	1	
Precincts Reporting	1	100.0 %
Times Counted	344/1551	22.2 %
Total Votes	6	
Write-in Votes	6	100.00%

DEM Wellington Twp 1 Delegate	DEM Total	
Number of Precincts	1	
Precincts Reporting	1	100.0 %
Times Counted	59/190	31.1 %
Total Votes	1	
Write-in Votes	1	100.00%

DEM Wilson Twp 1 Delegate	DEM Total	
Number of Precincts	1	
Precincts Reporting	1	100.0 %
Times Counted	383/1526	25.1 %
Total Votes	4	
Write-in Votes	4	100.00%

Sanborn Twp Fire	Total	
Number of Precincts	1	
Precincts Reporting	1	100.0 %
Times Counted	344/1551	22.2 %
Total Votes	312	
YES	267	85.58%
NO	45	14.42%

Alpena School Millage	Total	
Number of Precincts	19	
Precincts Reporting	19	100.0 %
Times Counted	5801/24623	23.6 %
Total Votes	4691	
YES	3480	74.18%
NO	1211	25.82%

Statement of Votes Cast
Antrim County, MI
2016 General Primary
SOVC For Jurisdiction Wide, All Counters, All Races

	TURN OUT		
	Reg. Voters	Cards Cast	% Turnout
Jurisdiction Wide			
Banks Township, Precinct 1	1329	488	36.72%
Central Lake Township, Precinct 1	1979	556	28.09%
Chestonia Township, Precinct 1	400	107	26.75%
Custer Township, Precinct 1	984	262	26.63%
Echo Township, Precinct 1	765	198	25.88%
Elk Rapids Township, Precinct 1	2303	812	35.26%
Forest Home Township, Precinct 1	1622	608	37.48%
Helena Township, Precinct 1	877	287	32.73%
Jordan Township, Precinct 1	721	170	23.58%
Kearney Township, Precinct 1	1569	449	28.62%
Mancelona Township, Precinct 1	2090	284	13.59%
Mancelona Township, Precinct 2	1270	199	15.67%
Milton Township, Precinct 1	2087	490	23.48%
Star Township, Precinct 1	755	274	36.29%
Torch Lake Township, Precinct 1	1113	339	30.46%
Warner Township, Precinct 1	264	75	28.41%
Total	20128	5598	27.81%

Statement of Votes Cast
Antrim County, MI
2016 General Primary
SOVC For Jurisdiction Wide, All Counters, All Races

REP 01 Rep in Congress

	Reg. Voters	Times Counted	Total Votes	Jason Allen (REP)		Jack Bergman (REP)		Tom Casperson (REP)		Write-In Votes	
Jurisdiction Wide											
Banks Township, Precinct 1	1329	488	392	147	37.50%	170	43.37%	75	19.13%	0	0.00%
Central Lake Township, Precinct 1	1979	556	417	149	35.73%	198	47.48%	68	16.31%	2	0.48%
Chestonia Township, Precinct 1	400	107	83	32	38.55%	30	36.14%	21	25.30%	0	0.00%
Custer Township, Precinct 1	984	262	219	64	29.22%	124	56.62%	31	14.16%	0	0.00%
Echo Township, Precinct 1	765	198	141	42	29.79%	66	46.81%	33	23.40%	0	0.00%
Elk Rapids Township, Precinct 1	2303	812	578	222	38.41%	243	42.04%	113	19.55%	0	0.00%
Forest Home Township, Precinct 1	1622	608	456	203	44.52%	193	42.32%	60	13.16%	0	0.00%
Helena Township, Precinct 1	877	287	175	63	36.00%	85	48.57%	27	15.43%	0	0.00%
Jordan Township, Precinct 1	721	170	110	40	36.36%	52	47.27%	18	16.36%	0	0.00%
Kearney Township, Precinct 1	1569	449	337	97	28.78%	190	56.38%	48	14.24%	2	0.59%
Mancelona Township, Precinct 1	2090	284	213	88	41.31%	78	36.62%	46	21.60%	1	0.47%
Mancelona Township, Precinct 2	1270	199	146	55	37.67%	61	41.78%	30	20.55%	0	0.00%
Milton Township, Precinct 1	2087	490	370	106	28.65%	187	50.54%	77	20.81%	0	0.00%
Star Township, Precinct 1	755	274	224	93	41.52%	86	38.39%	44	19.64%	1	0.45%
Torch Lake Township, Precinct 1	1113	339	236	65	27.54%	123	52.12%	47	19.92%	1	0.42%
Warner Township, Precinct 1	264	75	59	32	54.24%	20	33.90%	7	11.86%	0	0.00%
Total	20128	5598	4156	1498	36.04%	1906	45.86%	745	17.93%	7	0.17%

Statement of Votes Cast
Antrim County, MI
2016 General Primary
SOVC For Jurisdiction Wide, All Counters, All Races

DEM D1 Rep in Congress

	Reg. Voters	Times Counted	Total Votes	Jerry Cannon (DEM)		Lon Johnson (DEM)		Write-In Votes	
Jurisdiction Wide									
Banks Township, Precinct 1	1329	488	54	12	22.22%	42	77.78%	0	0.00%
Central Lake Township, Precinct 1	1979	556	77	12	15.58%	64	83.12%	1	1.30%
Chestonia Township, Precinct 1	400	107	16	6	37.50%	9	56.25%	1	6.25%
Custer Township, Precinct 1	984	262	26	9	34.62%	17	65.38%	0	0.00%
Echo Township, Precinct 1	765	198	45	13	28.89%	32	71.11%	0	0.00%
Elk Rapids Township, Precinct 1	2303	812	193	41	21.24%	152	78.76%	0	0.00%
Forest Home Township, Precinct 1	1622	608	111	26	23.42%	84	75.68%	1	0.90%
Helena Township, Precinct 1	877	287	95	37	38.95%	58	61.05%	0	0.00%
Jordan Township, Precinct 1	721	170	50	11	22.00%	39	78.00%	0	0.00%
Kearney Township, Precinct 1	1569	449	75	14	18.67%	61	81.33%	0	0.00%
Mancelona Township, Precinct 1	2090	284	51	28	54.90%	23	45.10%	0	0.00%
Mancelona Township, Precinct 2	1270	199	44	16	36.36%	28	63.64%	0	0.00%
Milton Township, Precinct 1	2087	490	100	29	29.00%	71	71.00%	0	0.00%
Star Township, Precinct 1	755	274	24	9	37.50%	15	62.50%	0	0.00%
Torch Lake Township, Precinct 1	1113	339	72	10	13.89%	62	86.11%	0	0.00%
Warner Township, Precinct 1	264	75	4	0	0.00%	4	100.00%	0	0.00%
Total	20128	5598	1037	273	26.33%	761	73.38%	3	0.29%

Statement of Votes Cast
Antrim County, MI
2016 General Primary
SOVC For Jurisdiction Wide, All Counters, All Races

REP D105 Representative

	Reg. Voters	Times Counted	Total Votes	Triston S. Cole (REP)		Write-In Votes	
Jurisdiction Wide							
Banks Township, Precinct 1	1329	488	354	350	98.87%	4	1.13%
Central Lake Township, Precinct 1	1979	556	354	349	98.59%	5	1.41%
Chestonia Township, Precinct 1	400	107	78	78	100.00%	0	0.00%
Custer Township, Precinct 1	984	262	198	196	98.99%	2	1.01%
Echo Township, Precinct 1	765	198	124	123	99.19%	1	0.81%
Elk Rapids Township, Precinct 1	2303	812	487	486	99.79%	1	0.21%
Forest Home Township, Precinct 1	1622	608	393	391	99.49%	2	0.51%
Helena Township, Precinct 1	877	287	153	151	98.69%	2	1.31%
Jordan Township, Precinct 1	721	170	93	93	100.00%	0	0.00%
Kearney Township, Precinct 1	1569	449	297	294	98.99%	3	1.01%
Mancelona Township, Precinct 1	2090	284	192	191	99.48%	1	0.52%
Mancelona Township, Precinct 2	1270	199	128	126	98.44%	2	1.56%
Milton Township, Precinct 1	2087	490	316	315	99.68%	1	0.32%
Star Township, Precinct 1	755	274	214	212	99.07%	2	0.93%
Torch Lake Township, Precinct 1	1113	339	196	195	99.49%	1	0.51%
Warner Township, Precinct 1	264	75	55	54	98.18%	1	1.82%
Total	20128	5598	3632	3604	99.23%	28	0.77%

Statement of Votes Cast
Antrim County, MI
2016 General Primary
SOVC For Jurisdiction Wide, All Counters, All Races

	DEM D105 Representative						
	Reg. Voters	Times Counted	Total Votes	Wyatt Knight (DEM)		Write-In Votes	
Jurisdiction Wide							
Banks Township, Precinct 1	1329	488	50	49	98.00%	1	2.00%
Central Lake Township, Precinct 1	1979	556	66	66	100.00%	0	0.00%
Chestonia Township, Precinct 1	400	107	14	13	92.86%	1	7.14%
Custer Township, Precinct 1	984	262	22	22	100.00%	0	0.00%
Echo Township, Precinct 1	765	198	38	37	97.37%	1	2.63%
Elk Rapids Township, Precinct 1	2303	812	160	159	99.38%	1	0.63%
Forest Home Township, Precinct 1	1622	608	90	90	100.00%	0	0.00%
Helena Township, Precinct 1	877	287	84	84	100.00%	0	0.00%
Jordan Township, Precinct 1	721	170	42	42	100.00%	0	0.00%
Kearney Township, Precinct 1	1569	449	66	66	100.00%	0	0.00%
Mancelona Township, Precinct 1	2090	284	44	43	97.73%	1	2.27%
Mancelona Township, Precinct 2	1270	199	39	39	100.00%	0	0.00%
Milton Township, Precinct 1	2087	490	85	84	98.82%	1	1.18%
Star Township, Precinct 1	755	274	23	23	100.00%	0	0.00%
Torch Lake Township, Precinct 1	1113	339	58	58	100.00%	0	0.00%
Warner Township, Precinct 1	264	75	3	3	100.00%	0	0.00%
Total	20128	5598	884	878	99.32%	6	0.68%

Election Summary Report
Antrim County, MI
2016 General Primary
Summary For Banks Township, Precinct 1, All Counters, All Races

Registered Voters 1329 - Cards Cast 488 36.72% Num. Report Precinct 1 - Num. Reporting 1 100.00%

REP D1 Rep in Congress		REP Total	
Number of Precincts		1	
Precincts Reporting		1	100.0 %
Times Counted		488/1329	36.7 %
Total Votes		392	
Jason Allen	REP	147	37.50%
Jack Bergman	REP	170	43.37%
Tom Casperson	REP	75	19.13%
Write-in Votes		0	0.00%

REP D105 Representative		REP Total	
Number of Precincts		1	
Precincts Reporting		1	100.0 %
Times Counted		488/1329	36.7 %
Total Votes		354	
Triston S. Cole	REP	350	98.87%
Write-in Votes		4	1.13%

REP Prosecuting Attorney		REP Total	
Number of Precincts		1	
Precincts Reporting		1	100.0 %
Times Counted		488/1329	36.7 %
Total Votes		321	
James L. Rossiter	REP	319	99.38%
Write-in Votes		2	0.62%

REP County Sheriff		REP Total	
Number of Precincts		1	
Precincts Reporting		1	100.0 %
Times Counted		488/1329	36.7 %
Total Votes		341	
Daniel S. Bean	REP	334	97.95%
Write-in Votes		7	2.05%

REP County Clerk		REP Total	
Number of Precincts		1	
Precincts Reporting		1	100.0 %
Times Counted		488/1329	36.7 %
Total Votes		327	
Sheryl Guy	REP	326	99.69%
Write-in Votes		1	0.31%

Election Summary Report
Antrim County, MI
2016 General Primary
Summary For Banks Township, Precinct 1, All Counters, All Races

Registered Voters 1329 - Cards Cast 488 36.72% Num. Report Precinct 1 - Num. Reporting 1 100.00%

REP County Treasurer		REP Total	
Number of Precincts		1	
Precincts Reporting		1	100.0 %
Times Counted		488/1329	36.7 %
Total Votes		327	
Sherry A. Comben	REP	326	99.69%
Write-in Votes		1	0.31%

REP Register of Deeds		REP Total	
Number of Precincts		1	
Precincts Reporting		1	100.0 %
Times Counted		488/1329	36.7 %
Total Votes		326	
Patty Niepoth	REP	325	99.69%
Write-in Votes		1	0.31%

REP Drain Commissioner		REP Total	
Number of Precincts		1	
Precincts Reporting		1	100.0 %
Times Counted		488/1329	36.7 %
Total Votes		312	
Mark Stone	REP	309	99.04%
Write-in Votes		3	0.96%

REP County Surveyor		REP Total	
Number of Precincts		1	
Precincts Reporting		1	100.0 %
Times Counted		488/1329	36.7 %
Total Votes		323	
Scott Papineau	REP	322	99.69%
Write-in Votes		1	0.31%

REP D1 Commissioner		REP Total	
Number of Precincts		1	
Precincts Reporting		1	100.0 %
Times Counted		488/1329	36.7 %
Total Votes		406	
David L. Heeres	REP	259	63.79%
Marvin Rubingh	REP	147	36.21%
Write-in Votes		0	0.00%

Election Summary Report
Antrim County, MI
2016 General Primary
Summary For Banks Township, Precinct 1, All Counters, All Races

Registered Voters 1329 - Cards Cast 488 36.72% Num. Report Precinct 1 - Num. Reporting 1 100.00%

REP Banks Twp Supervisor		REP Total	
Number of Precincts		1	
Precincts Reporting		1	100.0 %
Times Counted		488/1329	36.7 %
Total Votes		342	
Thomas P. Mann	REP	340	99.42%
Write-in Votes		2	0.58%

REP Banks Twp Clerk		REP Total	
Number of Precincts		1	
Precincts Reporting		1	100.0 %
Times Counted		488/1329	36.7 %
Total Votes		340	
Donna L. Heeres	REP	337	99.12%
Write-in Votes		3	0.88%

REP Banks Twp Treasurer		REP Total	
Number of Precincts		1	
Precincts Reporting		1	100.0 %
Times Counted		488/1329	36.7 %
Total Votes		22	
Write-in Votes		22	100.00%

REP Banks Twp Trustee		REP Total	
Number of Precincts		1	
Precincts Reporting		1	100.0 %
Times Counted		488/1329	36.7 %
Total Votes		660	
Tom L. Cooper	REP	226	34.24%
David E. Rasmussen	REP	260	39.39%
Jarris Rubingh	REP	174	26.36%
Write-in Votes		0	0.00%

REP Banks 1 Delegate		REP Total	
Number of Precincts		1	
Precincts Reporting		1	100.0 %
Times Counted		488/1329	36.7 %
Total Votes		743	
Daren Rubingh	REP	168	22.61%
Lydia Rubingh	REP	178	23.96%
Marvin Rubingh	REP	205	27.59%
Warren Rubingh	REP	167	22.48%
Write-in Votes		25	3.36%

Election Summary Report
Antrim County, MI
2016 General Primary
Summary For Banks Township, Precinct 1, All Counters, All Races

Registered Voters 1329 - Cards Cast 488 36.72% Num. Report Precinct 1 - Num. Reporting 1 100.00%

DEM D1 Rep in Congress		DEM Total	
Number of Precincts		1	
Precincts Reporting		1	100.0 %
Times Counted		488/1329	36.7 %
Total Votes		54	
Jerry Cannon	DEM	12	22.22%
Lon Johnson	DEM	42	77.78%
Write-in Votes		0	0.00%

DEM D105 Representative		DEM Total	
Number of Precincts		1	
Precincts Reporting		1	100.0 %
Times Counted		488/1329	36.7 %
Total Votes		50	
Wyatt Knight	DEM	49	98.00%
Write-in Votes		1	2.00%

DEM Prosecuting Attorney	DEM Total	
Number of Precincts	1	
Precincts Reporting	1	100.0 %
Times Counted	488/1329	36.7 %
Total Votes	6	
Write-in Votes	6	100.00%

DEM County Sheriff	DEM Total	
Number of Precincts	1	
Precincts Reporting	1	100.0 %
Times Counted	488/1329	36.7 %
Total Votes	5	
Write-in Votes	5	100.00%

DEM County Clerk	DEM Total	
Number of Precincts	1	
Precincts Reporting	1	100.0 %
Times Counted	488/1329	36.7 %
Total Votes	5	
Write-in Votes	5	100.00%

DEM County Treasurer	DEM Total	
Number of Precincts	1	
Precincts Reporting	1	100.0 %
Times Counted	488/1329	36.7 %
Total Votes	4	
Write-in Votes	4	100.00%

Registered Voters 1329 - Cards Cast 488 36.72% Num. Report Precinct 1 - Num. Reporting 1 100.00%

DEM Register of Deeds	DEM Total	
Number of Precincts	1	
Precincts Reporting	1	100.0 %
Times Counted	488/1329	36.7 %
Total Votes	5	
Write-in Votes	5	100.00%

DEM Drain Commissioner	DEM Total	
Number of Precincts	1	
Precincts Reporting	1	100.0 %
Times Counted	488/1329	36.7 %
Total Votes	5	
Write-in Votes	5	100.00%

DEM County Surveyor	DEM Total	
Number of Precincts	1	
Precincts Reporting	1	100.0 %
Times Counted	488/1329	36.7 %
Total Votes	5	
Write-in Votes	5	100.00%

DEM D1 Commissioner	DEM Total	
Number of Precincts	1	
Precincts Reporting	1	100.0 %
Times Counted	488/1329	36.7 %
Total Votes	5	
Write-in Votes	5	100.00%

DEM Banks Twp Supervisor	DEM Total	
Number of Precincts	1	
Precincts Reporting	1	100.0 %
Times Counted	488/1329	36.7 %
Total Votes	4	
Write-in Votes	4	100.00%

DEM Banks Twp Clerk	DEM Total	
Number of Precincts	1	
Precincts Reporting	1	100.0 %
Times Counted	488/1329	36.7 %
Total Votes	4	
Write-in Votes	4	100.00%

Election Summary Report
Antrim County, MI
2016 General Primary
Summary For Banks Township, Precinct 1, All Counters, All Races

Registered Voters 1329 - Cards Cast 488 36.72% Num. Report Precinct 1 - Num. Reporting 1 100.00%

DEM Banks Twp Treasurer	DEM Total	
Number of Precincts	1	
Precincts Reporting	1	100.0 %
Times Counted	488/1329	36.7 %
Total Votes	4	
Write-in Votes	4	100.00%

DEM Banks Twp Trustee	DEM Total	
Number of Precincts	1	
Precincts Reporting	1	100.0 %
Times Counted	488/1329	36.7 %
Total Votes	6	
Write-in Votes	6	100.00%

DEM Banks 1 Delegate	DEM Total	
Number of Precincts	1	
Precincts Reporting	1	100.0 %
Times Counted	488/1329	36.7 %
Total Votes	6	
Write-in Votes	6	100.00%

County Sep Tax Prop	Total	
Number of Precincts	1	
Precincts Reporting	1	100.0 %
Times Counted	488/1329	36.7 %
Total Votes	436	
YES	258	59.17%
NO	178	40.83%

County Cm Aging Prop	Total	
Number of Precincts	1	
Precincts Reporting	1	100.0 %
Times Counted	488/1329	36.7 %
Total Votes	444	
YES	275	61.94%
NO	169	38.06%

County Conserv Prop	Total	
Number of Precincts	1	
Precincts Reporting	1	100.0 %
Times Counted	488/1329	36.7 %
Total Votes	441	
YES	216	48.98%
NO	225	51.02%

Election Summary Report
Antrim County, MI
2016 General Primary
Summary For Banks Township, Precinct 1, All Counters, All Races

Registered Voters 1329 - Cards Cast 488 36.72% Num. Report Precinct 1 - Num. Reporting 1 100.00%

County Recycle Prop

	Total	
Number of Precincts	1	
Precincts Reporting	1	100.0 %
Times Counted	488/1329	36.7 %
Total Votes	448	
YES	236	52.68%
NO	212	47.32%

Jordan Val EMS Prop 1

	Total	
Number of Precincts	1	
Precincts Reporting	1	100.0 %
Times Counted	488/1329	36.7 %
Total Votes	440	
YES	278	63.18%
NO	162	36.82%

Jordan Val EMS Prop 2

	Total	
Number of Precincts	1	
Precincts Reporting	1	100.0 %
Times Counted	488/1329	36.7 %
Total Votes	430	
YES	261	60.70%
NO	169	39.30%

Banks Twp Road Prop

	Total	
Number of Precincts	1	
Precincts Reporting	1	100.0 %
Times Counted	488/1329	36.7 %
Total Votes	444	
YES	316	71.17%
NO	128	28.83%

Election Summary Report
Antrim County, MI
2016 General Primary
Summary For Central Lake Township, Precinct 1, All Counters, All Races

Registered Voters 1979 - Cards Cast 556 28.09% Num. Report Precinct 1 - Num. Reporting 1 100.00%

REP D1 Rep in Congress		REP Total	
Number of Precincts		1	
Precincts Reporting		1	100.0 %
Times Counted		556/1979	28.1 %
Total Votes		417	
Jason Allen	REP	149	35.73%
Jack Bergman	REP	198	47.48%
Tom Casperson	REP	68	16.31%
Write-in Votes		2	0.48%

REP D105 Representative		REP Total	
Number of Precincts		1	
Precincts Reporting		1	100.0 %
Times Counted		556/1979	28.1 %
Total Votes		354	
Triston S. Cole	REP	349	98.59%
Write-in Votes		5	1.41%

REP Prosecuting Attorney		REP Total	
Number of Precincts		1	
Precincts Reporting		1	100.0 %
Times Counted		556/1979	28.1 %
Total Votes		338	
James L. Rossiter	REP	334	98.82%
Write-in Votes		4	1.18%

REP County Sheriff		REP Total	
Number of Precincts		1	
Precincts Reporting		1	100.0 %
Times Counted		556/1979	28.1 %
Total Votes		384	
Daniel S. Bean	REP	380	98.96%
Write-in Votes		4	1.04%

REP County Clerk		REP Total	
Number of Precincts		1	
Precincts Reporting		1	100.0 %
Times Counted		556/1979	28.1 %
Total Votes		352	
Sheryl Guy	REP	350	99.43%
Write-in Votes		2	0.57%

Election Summary Report
Antrim County, MI
2016 General Primary
Summary For Central Lake Township, Precinct 1, All Counters, All Races

Registered Voters 1979 - Cards Cast 556 28.09% Num. Report Precinct 1 - Num. Reporting 1 100.00%

REP County Treasurer		REP Total	
Number of Precincts		1	
Precincts Reporting		1	100.0 %
Times Counted		556/1979	28.1 %
Total Votes		347	
Sherry A. Comben	REP	346	99.71%
Write-in Votes		1	0.29%

REP Register of Deeds		REP Total	
Number of Precincts		1	
Precincts Reporting		1	100.0 %
Times Counted		556/1979	28.1 %
Total Votes		355	
Patty Niepoth	REP	354	99.72%
Write-in Votes		1	0.28%

REP Drain Commissioner		REP Total	
Number of Precincts		1	
Precincts Reporting		1	100.0 %
Times Counted		556/1979	28.1 %
Total Votes		329	
Mark Stone	REP	326	99.09%
Write-in Votes		3	0.91%

REP County Surveyor		REP Total	
Number of Precincts		1	
Precincts Reporting		1	100.0 %
Times Counted		556/1979	28.1 %
Total Votes		348	
Scott Papineau	REP	347	99.71%
Write-in Votes		1	0.29%

REP D2 Commissioner		REP Total	
Number of Precincts		1	
Precincts Reporting		1	100.0 %
Times Counted		556/1979	28.1 %
Total Votes		432	
William Bailey	REP	184	42.59%
Randy Gothrup	REP	32	7.41%
Melissa Zelenak	REP	215	49.77%
Write-in Votes		1	0.23%

Election Summary Report
Antrim County, MI
2016 General Primary
Summary For Central Lake Township, Precinct 1, All Counters, All Races

Registered Voters 1979 - Cards Cast 556 28.09% Num. Report Precinct 1 - Num. Reporting 1 100.00%

REP Cent Lk Twp Supervisor		REP Total	
Number of Precincts		1	
Precincts Reporting		1	100.0 %
Times Counted		556/1979	28.1 %
Total Votes		423	
Stanley A. Bean	REP	292	69.03%
Robert W. Mullens	REP	129	30.50%
Write-in Votes		2	0.47%

REP Cent Lk Twp Clerk		REP Total	
Number of Precincts		1	
Precincts Reporting		1	100.0 %
Times Counted		556/1979	28.1 %
Total Votes		345	
Judy Kosloski	REP	341	98.84%
Write-in Votes		4	1.16%

REP Cent Lk Twp Treasurer		REP Total	
Number of Precincts		1	
Precincts Reporting		1	100.0 %
Times Counted		556/1979	28.1 %
Total Votes		335	
Andrew Smith	REP	333	99.40%
Write-in Votes		2	0.60%

REP Cent Lk Twp Trustee		REP Total	
Number of Precincts		1	
Precincts Reporting		1	100.0 %
Times Counted		556/1979	28.1 %
Total Votes		10	
Write-in Votes		10	100.00%

REP Cental Lk 1 Delegate		REP Total	
Number of Precincts		1	
Precincts Reporting		1	100.0 %
Times Counted		556/1979	28.1 %
Total Votes		525	
Renee Bailey	REP	237	45.14%
William Bailey	REP	280	53.33%
Write-in Votes		8	1.52%

Election Summary Report
Antrim County, MI
2016 General Primary
Summary For Central Lake Township, Precinct 1, All Counters, All Races

Registered Voters 1979 - Cards Cast 556 28.09% Num. Report Precinct 1 - Num. Reporting 1 100.00%

DEM D1 Rep in Congress		DEM Total	
Number of Precincts		1	
Precincts Reporting		1	100.0 %
Times Counted		556/1979	28.1 %
Total Votes		77	
Jerry Cannon	DEM	12	15.58%
Lon Johnson	DEM	64	83.12%
Write-in Votes		1	1.30%

DEM D105 Representative		DEM Total	
Number of Precincts		1	
Precincts Reporting		1	100.0 %
Times Counted		556/1979	28.1 %
Total Votes		66	
Wyatt Knight	DEM	66	100.00%
Write-in Votes		0	0.00%

DEM Prosecuting Attorney	DEM Total	
Number of Precincts	1	
Precincts Reporting	1	100.0 %
Times Counted	556/1979	28.1 %
Total Votes	7	
Write-in Votes	7	100.00%

DEM County Sheriff	DEM Total	
Number of Precincts	1	
Precincts Reporting	1	100.0 %
Times Counted	556/1979	28.1 %
Total Votes	6	
Write-in Votes	6	100.00%

DEM County Clerk	DEM Total	
Number of Precincts	1	
Precincts Reporting	1	100.0 %
Times Counted	556/1979	28.1 %
Total Votes	6	
Write-in Votes	6	100.00%

DEM County Treasurer	DEM Total	
Number of Precincts	1	
Precincts Reporting	1	100.0 %
Times Counted	556/1979	28.1 %
Total Votes	6	
Write-in Votes	6	100.00%

Election Summary Report
Antrim County, MI
2016 General Primary
Summary For Central Lake Township, Precinct 1, All Counters, All Races

Registered Voters 1979 - Cards Cast 556 28.09% Num. Report Precinct 1 - Num. Reporting 1 100.00%

DEM Register of Deeds	DEM Total	
Number of Precincts	1	
Precincts Reporting	1	100.0 %
Times Counted	556/1979	28.1 %
Total Votes	6	
Write-in Votes	6	100.00%

DEM Drain Commissioner	DEM Total	
Number of Precincts	1	
Precincts Reporting	1	100.0 %
Times Counted	556/1979	28.1 %
Total Votes	6	
Write-in Votes	6	100.00%

DEM County Surveyor	DEM Total	
Number of Precincts	1	
Precincts Reporting	1	100.0 %
Times Counted	556/1979	28.1 %
Total Votes	6	
Write-in Votes	6	100.00%

DEM D2 Commissioner	DEM Total	
Number of Precincts	1	
Precincts Reporting	1	100.0 %
Times Counted	556/1979	28.1 %
Total Votes	7	
Write-in Votes	7	100.00%

DEM Cent Lk Twp Supervisor	DEM Total	
Number of Precincts	1	
Precincts Reporting	1	100.0 %
Times Counted	556/1979	28.1 %
Total Votes	9	
Write-in Votes	9	100.00%

DEM Cent Lk Twp Clerk	DEM Total	
Number of Precincts	1	
Precincts Reporting	1	100.0 %
Times Counted	556/1979	28.1 %
Total Votes	6	
Write-in Votes	6	100.00%

Election Summary Report
Antrim County, MI
2016 General Primary
Summary For Central Lake Township, Precinct 1, All Counters, All Races

Registered Voters 1979 - Cards Cast 556 28.09% Num. Report Precinct 1 - Num. Reporting 1 100.00%

DEM Cent Lk Twp Treasurer		DEM Total	
		1	
Number of Precincts		1	100.0 %
Precincts Reporting		556/1979	28.1 %
Times Counted		6	
Total Votes		6	100.00%
Write-in Votes			

DEM Cent Lk Twp Trustee		DEM Total	
		1	
Number of Precincts		1	100.0 %
Precincts Reporting		556/1979	28.1 %
Times Counted		8	
Total Votes		8	100.00%
Write-in Votes			

DEM Central Lk 1 Delegate		DEM Total	
		1	
Number of Precincts		1	100.0 %
Precincts Reporting		556/1979	28.1 %
Times Counted		114	
Total Votes		114	
Judith Thurston	DEM	65	57.02%
Frances Lynne Caylor	DEM	48	42.11%
Write-in Votes		1	0.88%

County Sep Tax Prop		Total	
		1	
Number of Precincts		1	100.0 %
Precincts Reporting		556/1979	28.1 %
Times Counted		467	
Total Votes		467	
YES		323	69.16%
NO		144	30.84%

County Cm Aging Prop		Total	
		1	
Number of Precincts		1	100.0 %
Precincts Reporting		556/1979	28.1 %
Times Counted		481	
Total Votes		481	
YES		393	81.70%
NO		88	18.30%

County Conserv Prop		Total	
		1	
Number of Precincts		1	100.0 %
Precincts Reporting		556/1979	28.1 %
Times Counted		477	
Total Votes		477	
YES		280	58.70%
NO		197	41.30%

Election Summary Report
Antrim County, MI
2016 General Primary
Summary For Central Lake Township, Precinct 1, All Counters, All Races

Registered Voters 1979 - Cards Cast 556 28.09%

Num. Report Precinct 1 - Num. Reporting 1 100.00%

County Recycle Prop	Total	
	1	
Number of Precincts	1	100.0 %
Precincts Reporting	556/1979	28.1 %
Times Counted	480	
Total Votes	281	58.54%
YES	199	41.46%
NO		

Election Summary Report
Antrim County, MI
2016 General Primary
Summary For Chestonia Township, Precinct 1, All Counters, All Races

Registered Voters 400 - Cards Cast 107 26.75% Num. Report Precinct 1 - Num. Reporting 1 100.00%

REP D1 Rep in Congress		REP Total	
Number of Precincts		1	
Precincts Reporting		1	100.0 %
Times Counted		107/400	26.8 %
Total Votes		83	
Jason Allen	REP	32	38.55%
Jack Bergman	REP	30	36.14%
Tom Casperson	REP	21	25.30%
Write-in Votes		0	0.00%

REP D105 Representative		REP Total	
Number of Precincts		1	
Precincts Reporting		1	100.0 %
Times Counted		107/400	26.8 %
Total Votes		78	
Triston S. Cole	REP	78	100.00%
Write-in Votes		0	0.00%

REP Prosecuting Attorney		REP Total	
Number of Precincts		1	
Precincts Reporting		1	100.0 %
Times Counted		107/400	26.8 %
Total Votes		67	
James L. Rossiter	REP	67	100.00%
Write-in Votes		0	0.00%

REP County Sheriff		REP Total	
Number of Precincts		1	
Precincts Reporting		1	100.0 %
Times Counted		107/400	26.8 %
Total Votes		74	
Daniel S. Bean	REP	74	100.00%
Write-in Votes		0	0.00%

REP County Clerk		REP Total	
Number of Precincts		1	
Precincts Reporting		1	100.0 %
Times Counted		107/400	26.8 %
Total Votes		74	
Sheryl Guy	REP	74	100.00%
Write-in Votes		0	0.00%

Election Summary Report
Antrim County, MI
2016 General Primary
Summary For Chestonia Township, Precinct 1, All Counters, All Races

Registered Voters 400 - Cards Cast 107 26.75% Num. Report Precinct 1 - Num. Reporting 1 100.00%

REP County Treasurer		REP Total	
Number of Precincts		1	
Precincts Reporting		1	100.0 %
Times Counted		107/400	26.8 %
Total Votes		75	
Sherry A. Comben	REP	73	97.33%
Write-in Votes		2	2.67%

REP Register of Deeds		REP Total	
Number of Precincts		1	
Precincts Reporting		1	100.0 %
Times Counted		107/400	26.8 %
Total Votes		73	
Patty Niepoth	REP	73	100.00%
Write-in Votes		0	0.00%

REP Drain Commissioner		REP Total	
Number of Precincts		1	
Precincts Reporting		1	100.0 %
Times Counted		107/400	26.8 %
Total Votes		64	
Mark Stone	REP	64	100.00%
Write-in Votes		0	0.00%

REP County Surveyor		REP Total	
Number of Precincts		1	
Precincts Reporting		1	100.0 %
Times Counted		107/400	26.8 %
Total Votes		64	
Scott Papineau	REP	64	100.00%
Write-in Votes		0	0.00%

REP D7 Commissioner		REP Total	
Number of Precincts		1	
Precincts Reporting		1	100.0 %
Times Counted		95/358	26.5 %
Total Votes		68	
Dawn LaVanway	REP	48	70.59%
James B. Peters	REP	20	29.41%
Write-in Votes		0	0.00%

Election Summary Report
Antrim County, MI
2016 General Primary
Summary For Chestonia Township, Precinct 1, All Counters, All Races

Registered Voters 400 - Cards Cast 107 26.75% Num. Report Precinct 1 - Num. Reporting 1 100.00%

REP D9 Commissioner		REP Total	
Number of Precincts		1	
Precincts Reporting		1	100.0 %
Times Counted		12/42	28.6 %
Total Votes		8	
Christian K. Marcus	REP	8	100.00%
Write-in Votes		0	0.00%

REP Chestonia Twp Supervisor		REP Total	
Number of Precincts		1	
Precincts Reporting		1	100.0 %
Times Counted		107/400	26.8 %
Total Votes		80	
Gerald Boone Averill	REP	49	61.25%
Milton L. Simmonds	REP	31	38.75%
Write-in Votes		0	0.00%

REP Chestonia Twp Clerk		REP Total	
Number of Precincts		1	
Precincts Reporting		1	100.0 %
Times Counted		107/400	26.8 %
Total Votes		74	
Nancy Shepard	REP	74	100.00%
Write-in Votes		0	0.00%

REP Chestonia Twp Treasurer		REP Total	
Number of Precincts		1	
Precincts Reporting		1	100.0 %
Times Counted		107/400	26.8 %
Total Votes		25	
Write-in Votes		25	100.00%

REP Chestonia Trustee		REP Total	
Number of Precincts		1	
Precincts Reporting		1	100.0 %
Times Counted		107/400	26.8 %
Total Votes		62	
Wendy Hummel	REP	60	96.77%
Write-in Votes		2	3.23%

Election Summary Report
Antrim County, MI
2016 General Primary
Summary For Chestonia Township, Precinct 1, All Counters, All Races

Registered Voters 400 - Cards Cast 107 26.75% Num. Report Precinct 1 - Num. Reporting 1 100.00%

REP Chestonia 1 Delegate		REP Total	
Number of Precincts		1	
Precincts Reporting		1	100.0 %
Times Counted		107/400	26.8 %
Total Votes		58	
Wally Shattuck	REP	55	94.83%
Write-in Votes		3	5.17%

DEM D1 Rep in Congress		DEM Total	
Number of Precincts		1	
Precincts Reporting		1	100.0 %
Times Counted		107/400	26.8 %
Total Votes		16	
Jerry Cannon	DEM	6	37.50%
Lon Johnson	DEM	9	56.25%
Write-in Votes		1	6.25%

DEM D105 Representative		DEM Total	
Number of Precincts		1	
Precincts Reporting		1	100.0 %
Times Counted		107/400	26.8 %
Total Votes		14	
Wyatt Knight	DEM	13	92.86%
Write-in Votes		1	7.14%

DEM Prosecuting Attorney		DEM Total	
Number of Precincts		1	
Precincts Reporting		1	100.0 %
Times Counted		107/400	26.8 %
Total Votes		4	
Write-in Votes		4	100.00%

DEM County Sheriff		DEM Total	
Number of Precinets		1	
Preeincts Reporting		1	100.0 %
Times Counted		107/400	26.8 %
Total Votes		4	
Write-in Votes		4	100.00%

DEM County Clerk		DEM Total	
Number of Precincts		1	
Precincts Reporting		1	100.0 %
Times Counted		107/400	26.8 %
Total Votes		4	
Write-in Votes		4	100.00%

Election Summary Report
Antrim County, MI
2016 General Primary
Summary For Chestonia Township, Precinct 1, All Counters, All Races

Registered Voters 400 - Cards Cast 107 26.75% Num. Report Precinct 1 - Num. Reporting 1 100.00%

DEM County Treasurer	DEM Total	
Number of Precincts	1	
Precincts Reporting	1	100.0 %
Times Counted	107/400	26.8 %
Total Votes	4	
Write-in Votes	4	100.00%

DEM Register of Deeds	DEM Total	
Number of Precincts	1	
Precincts Reporting	1	100.0 %
Times Counted	107/400	26.8 %
Total Votes	3	
Write-in Votes	3	100.00%

DEM Drain Commissioner	DEM Total	
Number of Precincts	1	
Precincts Reporting	1	100.0 %
Times Counted	107/400	26.8 %
Total Votes	3	
Write-in Votes	3	100.00%

DEM County Surveyor	DEM Total	
Number of Precincts	1	
Precincts Reporting	1	100.0 %
Times Counted	107/400	26.8 %
Total Votes	3	
Write-in Votes	3	100.00%

DEM D7 Commissioner	DEM Total	
Number of Precincts	1	
Precincts Reporting	1	100.0 %
Times Counted	95/358	26.5 %
Total Votes	11	
DEM Todd J. Derenzy	10	90.91%
Write-in Votes	1	9.09%

DEM D9 Commissioner	DEM Total	
Number of Precincts	1	
Precincts Reporting	1	100.0 %
Times Counted	12/42	28.6 %
Total Votes	0	
Write-in Votes	0	N/A

Election Summary Report
Antrim County, MI
2016 General Primary
Summary For Chestonia Township, Precinct 1, All Counters, All Races

Registered Voters 400 - Cards Cast 107 26.75% Num. Report Precinct 1 - Num. Reporting 1 100.00%

DEM Chestonia Twp Supervisor	DEM Total	
Number of Precincts	1	
Precincts Reporting	1	100.0 %
Times Counted	107/400	26.8 %
Total Votes	2	
Write-in Votes	2	100.00%

DEM Chestonia Twp Clerk	DEM Total	
Number of Precincts	1	
Precincts Reporting	1	100.0 %
Times Counted	107/400	26.8 %
Total Votes	2	
Write-in Votes	2	100.00%

DEM Chestonia Twp Treasurer	DEM Total	
Number of Precincts	1	
Precincts Reporting	1	100.0 %
Times Counted	107/400	26.8 %
Total Votes	2	
Write-in Votes	2	100.00%

DEM Chestonia Twp Trustee	DEM Total	
Number of Precincts	1	
Precincts Reporting	1	100.0 %
Times Counted	107/400	26.8 %
Total Votes	3	
Write-in Votes	3	100.00%

DEM Chestonia 1 Delegate	DEM Total	
Number of Precincts	1	
Precincts Reporting	1	100.0 %
Times Counted	107/400	26.8 %
Total Votes	10	
Lee W. Astrauckas	DEM 10	100.00%
Write-in Votes	0	0.00%

County Sep Tax Prop	Total	
Number of Precincts	1	
Precincts Reporting	1	100.0 %
Times Counted	107/400	26.8 %
Total Votes	98	
YES	52	53.06%
NO	46	46.94%

Election Summary Report
Antrim County, MI
2016 General Primary
Summary For Chestonia Township, Precinct 1, All Counters, All Races

Registered Voters 400 - Cards Cast 107 26.75% Num. Report Precinct 1 - Num. Reporting 1 100.00%

County Cm Aging Prop	Total	
	1	
Number of Precincts	1	100.0 %
Precincts Reporting	107/400	26.8 %
Times Counted	99	
Total Votes	74	74.75%
YES	25	25.25%
NO		

County Conserv Prop	Total	
	1	
Number of Precincts	1	100.0 %
Precincts Reporting	107/400	26.8 %
Times Counted	99	
Total Votes	47	47.47%
YES	52	52.53%
NO		

County Recycle Prop	Total	
	1	
Number of Precincts	1	100.0 %
Precincts Reporting	107/400	26.8 %
Times Counted	101	
Total Votes	41	40.59%
YES	60	59.41%
NO		

Chestonia Fire Prop	Total	
	1	
Number of Precincts	1	100.0 %
Precincts Reporting	107/400	26.8 %
Times Counted	99	
Total Votes	59	59.60%
YES	40	40.40%
NO		

Chestonia Road Prop	Total	
	1	
Number of Precincts	1	100.0 %
Precincts Reporting	107/400	26.8 %
Times Counted	100	
Total Votes	56	56.00%
YES	44	44.00%
NO		

Election Summary Report
Antrim County, MI
2016 General Primary
Summary For Chestonia Township, Precinct 1, All Counters, All Races

Registered Voters 400 - Cards Cast 107 26.75% Num. Report Precinct 1 - Num. Reporting 1 100.00%

Alba School Prop	Total	
	1	
Number of Precincts	1	100.0 %
Precincts Reporting	80/290	27.6 %
Times Counted	78	
Total Votes	48	61.54%
YES	30	38.46%
NO		

Election Summary Report
Antrim County, MI
2016 General Primary
Summary For Custer Township, Precinct 1, All Counters, All Races

Registered Voters 984 - Cards Cast 262 26.63% Num. Report Precinct 1 - Num. Reporting 1 100.00%

REP D1 Rep in Congress		REP Total	
Number of Precincts		1	
Precincts Reporting		1	100.0 %
Times Counted		262/984	26.6 %
Total Votes		219	
Jason Allen	REP	64	29.22%
Jack Bergman	REP	124	56.62%
Tom Casperson	REP	31	14.16%
Write-in Votes		0	0.00%

REP D105 Representative		REP Total	
Number of Precincts		1	
Precincts Reporting		1	100.0 %
Times Counted		262/984	26.6 %
Total Votes		198	
Triston S. Cole	REP	196	98.99%
Write-in Votes		2	1.01%

REP Prosecuting Attorney		REP Total	
Number of Precincts		1	
Precincts Reporting		1	100.0 %
Times Counted		262/984	26.6 %
Total Votes		195	
James L. Rossiter	REP	194	99.49%
Write-in Votes		1	0.51%

REP County Sheriff		REP Total	
Number of Precincts		1	
Precincts Reporting		1	100.0 %
Times Counted		262/984	26.6 %
Total Votes		215	
Daniel S. Bean	REP	215	100.00%
Write-in Votes		0	0.00%

REP County Clerk		REP Total	
Number of Precincts		1	
Precincts Reporting		1	100.0 %
Times Counted		262/984	26.6 %
Total Votes		195	
Sheryl Guy	REP	195	100.00%
Write-in Votes		0	0.00%

Election Summary Report
Antrim County, MI
2016 General Primary
Summary For Custer Township, Precinct 1, All Counters, All Races

Registered Voters 984 - Cards Cast 262 26.63% Num. Report Precinct 1 - Num. Reporting 1 100.00%

REP County Treasurer		REP Total	
Number of Precincts		1	
Precincts Reporting		1	100.0 %
Times Counted		262/984	26.6 %
Total Votes		197	
Sherry A. Comben	REP	197	100.00%
Write-in Votes		0	0.00%

REP Register of Deeds		REP Total	
Number of Precincts		1	
Precincts Reporting		1	100.0 %
Times Counted		262/984	26.6 %
Total Votes		202	
Patty Niepoth	REP	202	100.00%
Write-in Votes		0	0.00%

REP Drain Commissioner		REP Total	
Number of Precincts		1	
Precincts Reporting		1	100.0 %
Times Counted		262/984	26.6 %
Total Votes		190	
Mark Stone	REP	190	100.00%
Write-in Votes		0	0.00%

REP County Surveyor		REP Total	
Number of Precincts		1	
Precincts Reporting		1	100.0 %
Times Counted		262/984	26.6 %
Total Votes		189	
Scott Papineau	REP	189	100.00%
Write-in Votes		0	0.00%

REP D5 Commissioner		REP Total	
Number of Precincts		1	
Precincts Reporting		1	100.0 %
Times Counted		86/329	26.1 %
Total Votes		65	
Michael G. Bertram	REP	48	73.85%
Bryan Smith	REP	17	26.15%
Write-in Votes		0	0.00%

Election Summary Report
Antrim County, MI
2016 General Primary
Summary For Custer Township, Precinct 1, All Counters, All Races

Registered Voters 984 - Cards Cast 262 26.63%

Num. Report Precinct 1 - Num. Reporting 1 100.00%

REP D6 Commissioner		REP Total	
		1	
Number of Precincts		1	100.0 %
Precincts Reporting		176/655	26.9 %
Times Counted		154	
Total Votes		154	
Jim Gurr	REP	62	40.26%
Brenda Ricksgers	REP	92	59.74%
Write-in Votes		0	0.00%

REP Custer Twp Supervisor		REP Total	
		1	
Number of Precincts		1	100.0 %
Precincts Reporting		262/984	26.6 %
Times Counted		199	
Total Votes		199	
Roxann Flake	REP	197	98.99%
Write-in Votes		2	1.01%

REP Custer Twp Clerk		REP Total	
		1	
Number of Precincts		1	100.0 %
Precincts Reporting		262/984	26.6 %
Times Counted		14	
Total Votes		14	100.00%
Write-in Votes			

REP Custer Twp Treasurer		REP Total	
		1	
Number of Precincts		1	100.0 %
Precincts Reporting		262/984	26.6 %
Times Counted		196	
Total Votes		196	100.00%
Renee Elder	REP	196	100.00%
Write-in Votes		0	0.00%

REP Custer Twp Trustee		REP Total	
		1	
Number of Precincts		1	100.0 %
Precincts Reporting		262/984	26.6 %
Times Counted		299	
Total Votes		299	
David P. Allen	REP	160	53.51%
Gina Fox	REP	137	45.82%
Write-in Votes		2	0.67%

Election Summary Report
Antrim County, MI
2016 General Primary
Summary For Custer Township, Precinct 1, All Counters, All Races

Registered Voters 984 - Cards Cast 262 26.63%

Num. Report Precinct 1 - Num. Reporting 1 100.00%

REP Custer 1 Delegate		REP Total	
Number of Precincts		1	
Precincts Reporting		1	100.0 %
Times Counted		262/984	26.6 %
Total Votes		388	
Michael G. Bertrain	REP	133	34.28%
Stacy Cole	REP	131	33.76%
Jefferey L. Ottgen	REP	121	31.19%
Write-in Votes		3	0.77%

DEM D1 Rep in Congress		DEM Total	
Number of Precincts		1	
Precincts Reporting		1	100.0 %
Times Counted		262/984	26.6 %
Total Votes		26	
Jerry Cannon	DEM	9	34.62%
Lon Johnson	DEM	17	65.38%
Write-in Votes		0	0.00%

DEM D105 Representative		DEM Total	
Number of Precincts		1	
Precincts Reporting		1	100.0 %
Times Counted		262/984	26.6 %
Total Votes		22	
Wyatt Knight	DEM	22	100.00%
Write-in Votes		0	0.00%

DEM Prosecuting Attorney		DEM Total	
Number of Precincts		1	
Precincts Reporting		1	100.0 %
Times Counted		262/984	26.6 %
Total Votes		1	
Write-in Votes		1	100.00%

DEM County Sheriff		DEM Total	
Number of Precincts		1	
Precincts Reporting		1	100.0 %
Times Counted		262/984	26.6 %
Total Votes		1	
Write-in Votes		1	100.00%

Election Summary Report
Antrim County, MI
2016 General Primary
Summary For Custer Township, Precinct 1, All Counters, All Races

Registered Voters 984 - Cards Cast 262 26.63%

Num. Report Precinct 1 - Num. Reporting 1 100.00%

DEM County Clerk	DEM Total	
	1	
Number of Precincts	1	100.0 %
Precincts Reporting	262/984	26.6 %
Times Counted	1	
Total Votes	1	100.00%
Write-in Votes		

DEM County Treasurer	DEM Total	
	1	
Number of Precincts	1	100.0 %
Precincts Reporting	262/984	26.6 %
Times Counted	1	
Total Votes	1	100.00%
Write-in Votes		

DEM Register of Deeds	DEM Total	
	1	
Number of Precincts	1	100.0 %
Precincts Reporting	262/984	26.6 %
Times Counted	1	
Total Votes	1	100.00%
Write-in Votes		

DEM Drain Commissioner	DEM Total	
	1	
Number of Precincts	1	100.0 %
Precincts Reporting	262/984	26.6 %
Times Counted	1	
Total Votes	1	100.00%
Write-in Votes		

DEM County Surveyor	DEM Total	
	1	
Number of Precincts	1	100.0 %
Precincts Reporting	262/984	26.6 %
Times Counted	1	
Total Votes	1	100.00%
Write-in Votes		

DEM D5 Commissioner	DEM Total	
	1	
Number of Precincts	1	100.0 %
Precincts Reporting	86/329	26.1 %
Times Counted	0	
Total Votes	0	N/A
Write-in Votes		

Election Summary Report
Antrim County, MI
2016 General Primary
Summary For Custer Township, Precinct 1, All Counters, All Races

Registered Voters 984 - Cards Cast 262 26.63%

Num. Report Precinct 1 - Num. Reporting 1 100.00%

DEM D6 Commissioner	DEM Total	
	1	
Number of Precincts	1	100.0 %
Precincts Reporting	176/655	26.9 %
Times Counted	1	
Total Votes	1	100.00%
Write-in Votes		

DEM Custer Twp Supervisor	DEM Total	
	1	
Number of Precincts	1	100.0 %
Precincts Reporting	262/984	26.6 %
Times Counted	1	
Total Votes	1	100.00%
Write-in Votes		

DEM Custer Twp Clerk	DEM Total	
	1	
Number of Precincts	1	100.0 %
Precincts Reporting	262/984	26.6 %
Times Counted	18	
Total Votes	18	100.00%
DEM Stacy Simon	0	0.00%
Write-in Votes		

DEM Custer Twp Treasurer	DEM Total	
	1	
Number of Precincts	1	100.0 %
Precincts Reporting	262/984	26.6 %
Times Counted	1	
Total Votes	1	100.00%
Write-in Votes		

DEM Custer Twp Trustee	DEM Total	
	1	
Number of Precincts	1	100.0 %
Precincts Reporting	262/984	26.6 %
Times Counted	2	
Total Votes	2	100.00%
Write-in Votes		

DEM Custer 1 Delegate	DEM Total	
	1	
Number of Precincts	1	100.0 %
Precincts Reporting	262/984	26.6 %
Times Counted	2	
Total Votes	2	100.00%
Write-in Votes		

Election Summary Report
Antrim County, MI
2016 General Primary
Summary For Custer Township, Precinct 1, All Counters, All Races

Registered Voters 984 - Cards Cast 262 26.63% Num. Report Precinct 1 - Num. Reporting 1 100.00%

County Sep Tax Prop	Total	
	1	
Number of Precincts	1	100.0 %
Precincts Reporting	262/984	26.6 %
Times Counted	249	
Total Votes	175	70.28%
YES	74	29.72%
NO		

County Cm Aging Prop	Total	
	1	
Number of Precincts	1	100.0 %
Precincts Reporting	262/984	26.6 %
Times Counted	251	
Total Votes	194	77.29%
YES	57	22.71%
NO		

County Conserv Prop	Total	
	1	
Number of Precincts	1	100.0 %
Precincts Reporting	262/984	26.6 %
Times Counted	251	
Total Votes	129	51.39%
YES	122	48.61%
NO		

County Recycle Prop	Total	
	1	
Number of Precincts	1	100.0 %
Precincts Reporting	262/984	26.6 %
Times Counted	254	
Total Votes	127	50.00%
YES	127	50.00%
NO		

Custer Road Prop	Total	
	1	
Number of Precincts	1	100.0 %
Precincts Reporting	262/984	26.6 %
Times Counted	246	
Total Votes	186	75.61%
YES	60	24.39%
NO		

Election Summary Report
Antrim County, MI
2016 General Primary
Summary For Custer Township, Precinct 1, All Counters, All Races

Registered Voters 984 - Cards Cast 262 26.63% Num. Report Precinct 1 - Num. Reporting 1 100.00%

Custer Trash Prop	Total	
	1	
Number of Precincts	1	100.0 %
Precincts Reporting	262/984	26.6 %
Times Counted	248	
Total Votes	198	79.84%
YES	50	20.16%
NO		

Election Summary Report
Antrim County, MI
2016 General Primary
Summary For Echo Township, Precinct 1, All Counters, All Races

Registered Voters 765 - Cards Cast 198 25.88%

Num. Report Precinct 1 - Num. Reporting 1 100.00%

REP D1 Rep in Congress		REP Total	
		1	
Number of Precincts		1	100.0 %
Precincts Reporting		198/765	25.9 %
Times Counted		141	
Total Votes		42	29.79%
Jason Allen	REP	66	46.81%
Jack Bergman	REP	33	23.40%
Tom Casperson	REP	0	0.00%
Write-in Votes			

REP D105 Representative		REP Total	
		1	
Number of Precincts		1	100.0 %
Precincts Reporting		198/765	25.9 %
Times Counted		124	
Total Votes		123	99.19%
Triston S. Cole	REP	1	0.81%
Write-in Votes			

REP Prosecuting Attorney		REP Total	
		1	
Number of Precincts		1	100.0 %
Precincts Reporting		198/765	25.9 %
Times Counted		120	
Total Votes		119	99.17%
James L. Rossiter	REP	1	0.83%
Write-in Votes			

REP County Sheriff		REP Total	
		1	
Number of Precincts		1	100.0 %
Precincts Reporting		198/765	25.9 %
Times Counted		131	
Total Votes		131	100.00%
Daniel S. Bean	REP	0	0.00%
Write-in Votes			

REP County Clerk		REP Total	
		1	
Number of Precincts		1	100.0 %
Precincts Reporting		198/765	25.9 %
Times Counted		123	
Total Votes		122	99.19%
Sheryl Guy	REP	1	0.81%
Write-in Votes			

Election Summary Report
Antrim County, MI
2016 General Primary
Summary For Echo Township, Precinct 1, All Counters, All Races

Registered Voters 765 - Cards Cast 198 25.88%

Num. Report Precinct 1 - Num. Reporting 1 100.00%

REP County Treasurer		REP Total	
Number of Precincts		1	
Precincts Reporting		1	100.0 %
Times Counted		198/765	25.9 %
Total Votes		117	
Sherry A. Comben	REP	116	99.15%
Write-in Votes		1	0.85%

REP Register of Deeds		REP Total	
Number of Precincts		1	
Precincts Reporting		1	100.0 %
Times Counted		198/765	25.9 %
Total Votes		115	
Patty Niepoth	REP	114	99.13%
Write-in Votes		1	0.87%

REP Drain Commissioner		REP Total	
Number of Precincts		1	
Precincts Reporting		1	100.0 %
Times Counted		198/765	25.9 %
Total Votes		116	
Mark Stone	REP	116	100.00%
Write-in Votes		0	0.00%

REP County Surveyor		REP Total	
Number of Precincts		1	
Precincts Reporting		1	100.0 %
Times Counted		198/765	25.9 %
Total Votes		115	
Scott Papineau	REP	115	100.00%
Write-in Votes		0	0.00%

REP D7 Commissioner		REP Total	
Number of Precincts		1	
Precincts Reporting		1	100.0 %
Times Counted		198/765	25.9 %
Total Votes		143	
Dawn LaVanway	REP	65	45.45%
James B. Peters	REP	78	54.55%
Write-in Votes		0	0.00%

Election Summary Report
Antrim County, MI
2016 General Primary
Summary For Echo Township, Precinct 1, All Counters, All Races

Registered Voters 765 - Cards Cast 198 25.88%

Num. Report Precinct 1 - Num. Reporting 1 100.00%

REP Echo Twp Supervisor		REP Total	
		1	
Number of Precincts		1	100.0 %
Precincts Reporting		198/765	25.9 %
Times Counted		122	
Total Votes		117	95.90%
William F. Derenzy	REP	5	4.10%
Write-in Votes			

REP Echo Twp Clerk	REP Total	
	1	
Number of Precincts	1	100.0 %
Precincts Reporting	198/765	25.9 %
Times Counted	6	
Total Votes	6	100.00%
Write-in Votes		

REP Echo Twp Treasurer	REP Total	
	1	
Number of Precincts	1	100.0 %
Precincts Reporting	198/765	25.9 %
Times Counted	7	
Total Votes	7	100.00%
Write-in Votes		

REP Echo Twp Trustee		REP Total	
		1	
Number of Precincts		1	100.0 %
Precincts Reporting		198/765	25.9 %
Times Counted		113	
Total Votes		112	99.12%
Lee Folsom	REP	1	0.88%
Write-in Votes			

REP Echo 1 Delegate		REP Total	
		1	
Number of Precincts		1	100.0 %
Precincts Reporting		198/765	25.9 %
Times Counted		170	
Total Votes		96	56.47%
Cherie Hogan	REP	74	43.53%
Gregory A. Valerio	REP	0	0.00%
Write-in Votes			

Election Summary Report
Antrim County, MI
2016 General Primary
Summary For Echo Township, Precinct 1, All Counters, All Races

Registered Voters 765 - Cards Cast 198 25.88%

Num. Report Precinct 1 - Num. Reporting 1 100.00%

DEM D1 Rep in Congress		DEM Total	
		1	
Number of Precincts		1	100.0 %
Precincts Reporting		198/765	25.9 %
Times Counted		45	
Total Votes		45	
Jerry Cannon	DEM	13	28.89%
Lon Johnson	DEM	32	71.11%
Write-in Votes		0	0.00%

DEM D105 Representative		DEM Total	
		1	
Number of Precincts		1	100.0 %
Precincts Reporting		198/765	25.9 %
Times Counted		38	
Total Votes		38	
Wyatt Knight	DEM	37	97.37%
Write-in Votes		1	2.63%

DEM Prosecuting Attorney	DEM Total	
	1	
Number of Precincts	1	100.0 %
Precincts Reporting	198/765	25.9 %
Times Counted	5	
Total Votes	5	100.00%
Write-in Votes		

DEM County Sheriff	DEM Total	
	1	
Number of Precincts	1	100.0 %
Precincts Reporting	198/765	25.9 %
Times Counted	3	
Total Votes	3	100.00%
Write-in Votes		

DEM County Clerk	DEM Total	
	1	
Number of Precincts	1	100.0 %
Precincts Reporting	198/765	25.9 %
Times Counted	3	
Total Votes	3	100.00%
Write-in Votes		

DEM County Treasurer	DEM Total	
	1	
Number of Precincts	1	100.0 %
Precincts Reporting	198/765	25.9 %
Times Counted	3	
Total Votes	3	100.00%
Write-in Votes		

Election Summary Report
Antrim County, MI
2016 General Primary
Summary For Echo Township, Precinct 1, All Counters, All Races

Registered Voters 765 - Cards Cast 198 25.88%

Num. Report Precinct 1 - Num. Reporting 1 100.00%

DEM Register of Deeds	DEM Total	
	1	
Number of Precincts	1	100.0 %
Precincts Reporting	198/765	25.9 %
Times Counted	3	
Total Votes	3	100.00%
Write-in Votes		

DEM Drain Commissioner	DEM Total	
	1	
Number of Precincts	1	100.0 %
Precincts Reporting	198/765	25.9 %
Times Counted	3	
Total Votes	3	100.00%
Write-in Votes		

DEM County Surveyor	DEM Total	
	1	
Number of Precincts	1	100.0 %
Precincts Reporting	198/765	25.9 %
Times Counted	3	
Total Votes	3	100.00%
Write-in Votes		

DEM D7 Commissioner	DEM Total	
	1	
Number of Precincts	1	100.0 %
Precincts Reporting	198/765	25.9 %
Times Counted	38	
Total Votes	38	100.00%
DEM		
Todd J. Derenzy	37	97.37%
Write-in Votes	1	2.63%

DEM Echo Twp Supervisor	DEM Total	
	1	
Number of Precincts	1	100.0 %
Precincts Reporting	198/765	25.9 %
Times Counted	3	
Total Votes	3	100.00%
Write-in Votes		

DEM Echo Twp Clerk	DEM Total	
	1	
Number of Precincts	1	100.0 %
Precincts Reporting	198/765	25.9 %
Times Counted	44	
Total Votes	44	100.00%
DEM		
Carolyn Barnett	0	0.00%
Write-in Votes		

Election Summary Report
Antrim County, MI
2016 General Primary
Summary For Echo Township, Precinct 1, All Counters, All Races

Registered Voters 765 - Cards Cast 198 25.88%

Num. Report Precinct 1 - Num. Reporting 1 100.00%

DEM Echo Twp Treasurer		DEM Total	
		1	
Number of Precincts		1	100.0 %
Precincts Reporting		198/765	25.9 %
Times Counted		43	
Total Votes		43	100.00%
Alan Petrie	DEM	0	0.00%
Write-in Votes			

DEM Echo Twp Trustee		DEM Total	
		1	
Number of Precincts		1	100.0 %
Precincts Reporting		198/765	25.9 %
Times Counted		43	
Total Votes		42	97.67%
Dennis Graham	DEM	1	2.33%
Write-in Votes			

DEM Echo 1 Delegate		DEM Total	
		1	
Number of Precincts		1	100.0 %
Precincts Reporting		198/765	25.9 %
Times Counted		40	
Total Votes		40	100.00%
Ron Tschudy	DEM	0	0.00%
Write-in Votes			

County Sep Tax Prop	Total	
	1	
Number of Precincts	1	100.0 %
Precincts Reporting	198/765	25.9 %
Times Counted	177	
Total Votes	117	66.10%
YES	60	33.90%
NO		

County Cm Aging Prop	Total	
	1	
Number of Precincts	1	100.0 %
Precincts Reporting	198/765	25.9 %
Times Counted	181	
Total Votes	118	65.19%
YES	63	34.81%
NO		

Election Summary Report
Antrim County, MI
2016 General Primary
Summary For Echo Township, Precinct 1, All Counters, All Races

Registered Voters 765 - Cards Cast 198 25.88%

Num. Report Precinct 1 - Num. Reporting 1 100.00%

County Conserv Prop	Total	
	1	
Number of Precincts	1	100.0 %
Precincts Reporting	198/765	25.9 %
Times Counted	181	
Total Votes	89	49.17%
YES	92	50.83%
NO		

County Recycle Prop	Total	
	1	
Number of Precincts	1	100.0 %
Precincts Reporting	198/765	25.9 %
Times Counted	181	
Total Votes	77	42.54%
YES	104	57.46%
NO		

Jordan Val EMS Prop 1	Total	
	1	
Number of Precincts	1	100.0 %
Precincts Reporting	198/765	25.9 %
Times Counted	181	
Total Votes	117	64.64%
YES	64	35.36%
NO		

Jordan Val EMS Prop 2	Total	
	1	
Number of Precincts	1	100.0 %
Precincts Reporting	198/765	25.9 %
Times Counted	179	
Total Votes	100	55.87%
YES	79	44.13%
NO		

Echo Fire Amb Prop	Total	
	1	
Number of Precincts	1	100.0 %
Precincts Reporting	198/765	25.9 %
Times Counted	182	
Total Votes	140	76.92%
YES	42	23.08%
NO		

Election Summary Report
Antrim County, MI
2016 General Primary
Summary For Echo Township, Precinct 1, All Counters, All Races

Registered Voters 765 - Cards Cast 198 25.88%

Num. Report Precinct 1 - Num. Reporting 1 100.00%

Echo Road Prop	Total	
	1	
Number of Precincts	1	100.0 %
Precincts Reporting	198/765	25.9 %
Times Counted	183	
Total Votes	140	76.50%
YES	43	23.50%
NO		

EJordan Sc Sink Prop	Total	
	1	
Number of Precincts	1	100.0 %
Precincts Reporting	47/216	21.8 %
Times Counted	46	
Total Votes	23	50.00%
YES	23	50.00%
NO		

EJordan Sc Bond Prop	Total	
	1	
Number of Precincts	1	100.0 %
Precincts Reporting	47/216	21.8 %
Times Counted	46	
Total Votes	20	43.48%
YES	26	56.52%
NO		

Election Summary Report
Antrim County, MI
2016 General Primary
Summary For Elk Rapids Township, Precinct 1, All Counters, All Races

Registered Voters 2303 - Cards Cast 812 35.26% Num. Report Precinct 1 - Num. Reporting 1 100.00%

REP D1 Rep in Congress		REP Total	
Number of Precincts		1	
Precincts Reporting		1	100.0 %
Times Counted		812/2303	35.3 %
Total Votes		578	
Jason Allen	REP	222	38.41%
Jack Bergman	REP	243	42.04%
Tom Casperson	REP	113	19.55%
Write-in Votes		0	0.00%

REP D105 Representative		REP Total	
Number of Precincts		1	
Precincts Reporting		1	100.0 %
Times Counted		812/2303	35.3 %
Total Votes		487	
Triston S. Cole	REP	486	99.79%
Write-in Votes		1	0.21%

REP Prosecuting Attorney		REP Total	
Number of Precincts		1	
Precincts Reporting		1	100.0 %
Times Counted		812/2303	35.3 %
Total Votes		472	
James L. Rossiter	REP	470	99.58%
Write-in Votes		2	0.42%

REP County Sheriff		REP Total	
Number of Precincts		1	
Precincts Reporting		1	100.0 %
Times Counted		812/2303	35.3 %
Total Votes		493	
Daniel S. Bean	REP	492	99.80%
Write-in Votes		1	0.20%

REP County Clerk		REP Total	
Number of Precincts		1	
Precincts Reporting		1	100.0 %
Times Counted		812/2303	35.3 %
Total Votes		471	
Sheryl Guy	REP	470	99.79%
Write-in Votes		1	0.21%

Election Summary Report
Antrim County, MI
2016 General Primary
Summary For Elk Rapids Township, Precinct 1, All Counters, All Races

Registered Voters 2303 - Cards Cast 812 35.26%

Num. Report Precinct 1 - Num. Reporting 1 100.00%

REP County Treasurer		REP Total	
		1	
Number of Precincts		1	100.0 %
Precincts Reporting		812/2303	35.3 %
Times Counted		472	
Total Votes	REP	471	99.79%
Sherry A. Comben		1	0.21%
Write-in Votes			

REP Register of Deeds		REP Total	
		1	
Number of Precincts		1	100.0 %
Precincts Reporting		812/2303	35.3 %
Times Counted		482	
Total Votes	REP	481	99.79%
Patty Niepoth		1	0.21%
Write-in Votes			

REP Drain Commissioner		REP Total	
		1	
Number of Precincts		1	100.0 %
Precincts Reporting		812/2303	35.3 %
Times Counted		474	
Total Votes	REP	473	99.79%
Mark Stone		1	0.21%
Write-in Votes			

REP County Surveyor		REP Total	
		1	
Number of Precincts		1	100.0 %
Precincts Reporting		812/2303	35.3 %
Times Counted		461	
Total Votes	REP	460	99.78%
Scott Papineau		1	0.22%
Write-in Votes			

REP D4 Commissioner		REP Total	
		1	
Number of Precincts		1	100.0 %
Precincts Reporting		812/2303	35.3 %
Times Counted		565	
Total Votes	REP	327	57.88%
Ed Boettcher	REP	238	42.12%
William D. White		0	0.00%
Write-in Votes			

Election Summary Report
Antrim County, MI
2016 General Primary
Summary For Elk Rapids Township, Precinct 1, All Counters, All Races

Registered Voters 2303 - Cards Cast 812 35.26%

Num. Report Precinct 1 - Num. Reporting 1 100.00%

REP Elk Rapids Supervisor		REP Total	
Number of Precincts		1	
Precincts Reporting		1	100.0 %
Times Counted		812/2303	35.3 %
Total Votes		426	
Dorance M. Amos	REP	422	99.06%
Write-in Votes		4	0.94%

REP Elk Rapids Clerk		REP Total	
Number of Precincts		1	
Precincts Reporting		1	100.0 %
Times Counted		812/2303	35.3 %
Total Votes		483	
Shelley Boisvert	REP	483	100.00%
Write-in Votes		0	0.00%

REP Elk Rapids Treasurer		REP Total	
Number of Precincts		1	
Precincts Reporting		1	100.0 %
Times Counted		812/2303	35.3 %
Total Votes		458	
Michael Szymanski	REP	458	100.00%
Write-in Votes		0	0.00%

REP Elk Rapids Trustee		REP Total	
Number of Precincts		1	
Precinets Reporting		1	100.0 %
Times Counted		812/2303	35.3 %
Total Votes		740	
Richard Hults	REP	346	46.76%
Aaron Isenhart	REP	392	52.97%
Write-in Votes		2	0.27%

Election Summary Report
Antrim County, MI
2016 General Primary
Summary For Elk Rapids Township, Precinct 1, All Counters, All Races

Registered Voters 2303 - Cards Cast 812 35.26% Num. Report Precinct 1 - Num. Reporting 1 100.00%

REP Elk Rapids 1 Delegate		REP Total	
Number of Precincts		1	
Precincts Reporting		1	100.0 %
Times Counted		812/2303	35.3 %
Total Votes		3047	
Dorance Munro Amos	REP	346	11.36%
Julia Pollister Amos	REP	356	11.68%
Zachary Amos	REP	298	9.78%
Ed Boettcher	REP	381	12.50%
Jan Boettcher	REP	358	11.75%
Laura Bogdan	REP	315	10.34%
Bruce R. Finlayson	REP	313	10.27%
Maryanne Jorgensen	REP	367	12.04%
Jake Klein	REP	313	10.27%
Write-in Votes		0	0.00%

DEM D1 Rep in Congress		DEM Total	
Number of Precincts		1	
Precincts Reporting		1	100.0 %
Times Counted		812/2303	35.3 %
Total Votes		193	
Jerry Cannon	DEM	41	21.24%
Lon Johnson	DEM	152	78.76%
Write-in Votes		0	0.00%

DEM D105 Representative		DEM Total	
Number of Precincts		1	
Precincts Reporting		1	100.0 %
Times Counted		812/2303	35.3 %
Total Votes		160	
Wyatt Knight	DEM	159	99.38%
Write-in Votes		1	0.63%

DEM Prosecuting Attorney	DEM Total	
Number of Precincts	1	
Precincts Reporting	1	100.0 %
Times Counted	812/2303	35.3 %
Total Votes	9	
Write-in Votes	9	100.00%

DEM County Sheriff	DEM Total	
Number of Precincts	1	
Precincts Reporting	1	100.0 %
Times Counted	812/2303	35.3 %
Total Votes	9	
Write-in Votes	9	100.00%

Election Summary Report
Antrim County, MI
2016 General Primary
Summary For Elk Rapids Township, Precinct 1, All Counters, All Races

Registered Voters 2303 - Cards Cast 812 35.26%

Num. Report Precinct 1 - Num. Reporting 1 100.00%

DEM County Clerk	DEM Total	
Number of Precincts	1	
Precincts Reporting	1	100.0 %
Times Counted	812/2303	35.3 %
Total Votes	9	
Write-in Votes	9	100.00%

DEM County Treasurer	DEM Total	
Number of Precincts	1	
Precincts Reporting	1	100.0 %
Times Counted	812/2303	35.3 %
Total Votes	9	
Write-in Votes	9	100.00%

DEM Register of Deeds	DEM Total	
Number of Precincts	1	
Precincts Reporting	1	100.0 %
Times Counted	812/2303	35.3 %
Total Votes	9	
Write-in Votes	9	100.00%

DEM Drain Commissioner	DEM Total	
Number of Precincts	1	
Precincts Reporting	1	100.0 %
Times Counted	812/2303	35.3 %
Total Votes	9	
Write-in Votes	9	100.00%

DEM County Surveyor	DEM Total	
Number of Precincts	1	
Precincts Reporting	1	100.0 %
Times Counted	812/2303	35.3 %
Total Votes	9	
Write-in Votes	9	100.00%

DEM D4 Commissioner	DEM Total	
Number of Precincts	1	
Precincts Reporting	1	100.0 %
Times Counted	812/2303	35.3 %
Total Votes	9	
Write-in Votes	9	100.00%

Election Summary Report
Antrim County, MI
2016 General Primary
Summary For Elk Rapids Township, Precinct 1, All Counters, All Races

Registered Voters 2303 - Cards Cast 812 35.26%

Num. Report Precinct 1 - Num. Reporting 1 100.00%

DEM Elk Rapids Twp Supervisor	DEM Total	
Number of Precincts	1	
Precincts Reporting	1	100.0 %
Times Counted	812/2303	35.3 %
Total Votes	11	
Write-in Votes	11	100.00%

DEM Elk Rapids Twp Clerk	DEM Total	
Number of Precincts	1	
Precincts Reporting	1	100.0 %
Times Counted	812/2303	35.3 %
Total Votes	9	
Write-in Votes	9	100.00%

DEM Elk Rapids Twp Treasurer	DEM Total	
Number of Precincts	1	
Precincts Reporting	1	100.0 %
Times Counted	812/2303	35.3 %
Total Votes	9	
Write-in Votes	9	100.00%

DEM Elk Rapids Twp Trustee	DEM Total	
Number of Precincts	1	
Precincts Reporting	1	100.0 %
Times Counted	812/2303	35.3 %
Total Votes	10	
Write-in Votes	10	100.00%

DEM Elk Rapids 1 Delegate	DEM Total	
Number of Precincts	1	
Precincts Reporting	1	100.0 %
Times Counted	812/2303	35.3 %
Total Votes	13	
Write-in Votes	13	100.00%

County Sep Tax Prop	Total	
Number of Precincts	1	
Precincts Reporting	1	100.0 %
Times Counted	812/2303	35.3 %
Total Votes	751	
YES	564	75.10%
NO	187	24.90%

Election Summary Report
Antrim County, MI
2016 General Primary
Summary For Elk Rapids Township, Precinct 1, All Counters, All Races

Registered Voters 2303 - Cards Cast 812 35.26%

Num. Report Precinct 1 - Num. Reporting 1 100.00%

County Cm Aging Prop	Total	
	1	
Number of Precincts	1	100.0 %
Precincts Reporting	812/2303	35.3 %
Times Counted	772	
Total Votes	619	80.18%
YES	153	19.82%
NO		

County Conserv Prop	Total	
	1	
Number of Precincts	1	100.0 %
Precincts Reporting	812/2303	35.3 %
Times Counted	759	
Total Votes	434	57.18%
YES	325	42.82%
NO		

County Recycle Prop	Total	
	1	
Number of Precincts	1	100.0 %
Precincts Reporting	812/2303	35.3 %
Times Counted	773	
Total Votes	500	64.68%
YES	273	35.32%
NO		

Elk Rapids T Road Prop	Total	
	1	
Number of Precincts	1	100.0 %
Precincts Reporting	812/2303	35.3 %
Times Counted	724	
Total Votes	538	74.31%
YES	186	25.69%
NO		

Election Summary Report
Antrim County, MI
2016 General Primary
Summary For Forest Home Township, Precinct 1, All Counters, All Races

Registered Voters 1622 - Cards Cast 608 37.48% Num. Report Precinct 1 - Num. Reporting 1 100.00%

REP D1 Rep in Congress		REP Total	
Number of Precincts		1	
Precincts Reporting		1	100.0 %
Times Counted		608/1622	37.5 %
Total Votes		456	
Jason Allen	REP	203	44.52%
Jack Bergman	REP	193	42.32%
Tom Casperson	REP	60	13.16%
Write-in Votes		0	0.00%

REP D105 Representative		REP Total	
Number of Precincts		1	
Precincts Reporting		1	100.0 %
Times Counted		608/1622	37.5 %
Total Votes		393	
Triston S. Cole	REP	391	99.49%
Write-in Votes		2	0.51%

REP Prosecuting Attorney		REP Total	
Number of Precincts		1	
Precincts Reporting		1	100.0 %
Times Counted		608/1622	37.5 %
Total Votes		393	
James L. Rossiter	REP	392	99.75%
Write-in Votes		1	0.25%

REP County Sheriff		REP Total	
Number of Precincts		1	
Precincts Reporting		1	100.0 %
Times Counted		608/1622	37.5 %
Total Votes		421	
Daniel S. Bean	REP	421	100.00%
Write-in Votes		0	0.00%

REP County Clerk		REP Total	
Number of Precincts		1	
Precincts Reporting		1	100.0 %
Times Counted		608/1622	37.5 %
Total Votes		409	
Sheryl Guy	REP	408	99.76%
Write-in Votes		1	0.24%

Election Summary Report
Antrim County, MI
2016 General Primary
Summary For Forest Home Township, Precinct 1, All Counters, All Races

Registered Voters 1622 - Cards Cast 608 37.48% Num. Report Precinct 1 - Num. Reporting 1 100.00%

REP County Treasurer		REP Total	
Number of Precincts		1	
Precincts Reporting		1	100.0 %
Times Counted		608/1622	37.5 %
Total Votes		398	
Sherry A. Comben	REP	398	100.00%
Write-in Votes		0	0.00%

REP Register of Deeds		REP Total	
Number of Precincts		1	
Precincts Reporting		1	100.0 %
Times Counted		608/1622	37.5 %
Total Votes		390	
Patty Niepoth	REP	387	99.23%
Write-in Votes		3	0.77%

REP Drain Commissioner		REP Total	
Number of Precincts		1	
Precincts Reporting		1	100.0 %
Times Counted		608/1622	37.5 %
Total Votes		378	
Mark Stone	REP	377	99.74%
Write-in Votes		1	0.26%

REP County Surveyor		REP Total	
Number of Precincts		1	
Precincts Reporting		1	100.0 %
Times Counted		608/1622	37.5 %
Total Votes		367	
Scott Papineau	REP	367	100.00%
Write-in Votes		0	0.00%

REP D2 Commissioner		REP Total	
Number of Precincts		1	
Precincts Reporting		1	100.0 %
Times Counted		189/495	38.2 %
Total Votes		134	
William Bailey	REP	42	31.34%
Randy Gothrup	REP	39	29.10%
Melissa Zelenak	REP	53	39.55%
Write-in Votes		0	0.00%

Election Summary Report
Antrim County, MI
2016 General Primary
Summary For Forest Home Township, Precinct 1, All Counters, All Races

Registered Voters 1622 - Cards Cast 608 37.48%

Num. Report Precinct 1 - Num. Reporting 1 100.00%

REP D5 Commissioner		REP Total	
Number of Precincts		1	
Precincts Reporting		1	100.0 %
Times Counted		130/388	33.5 %
Total Votes		100	
Michael G. Bertram	REP	28	28.00%
Bryan Smith	REP	72	72.00%
Write-in Votes		0	0.00%

REP D6 Commissioner		REP Total	
Number of Precincts		1	
Precincts Reporting		1	100.0 %
Times Counted		289/739	39.1 %
Total Votes		203	
Jim Gurr	REP	60	29.56%
Brenda Ricksgers	REP	143	70.44%
Write-in Votes		0	0.00%

REP Forest Home Supervisor		REP Total	
Number of Precincts		1	
Precincts Reporting		1	100.0 %
Times Counted		608/1622	37.5 %
Total Votes		391	
Terry B. Smith	REP	390	99.74%
Write-in Votes		1	0.26%

REP Forest Home Clerk		REP Total	
Number of Precincts		1	
Precincts Reporting		1	100.0 %
Times Counted		608/1622	37.5 %
Total Votes		398	
Suzanne C. Mahan	REP	397	99.75%
Write-in Votes		1	0.25%

REP Forest Home Treasurer		REP Total	
Number of Precincts		1	
Precincts Reporting		1	100.0 %
Times Counted		608/1622	37.5 %
Total Votes		452	
Linda Dinger-Hoogerh	REP	202	44.69%
Theresa Kent	REP	248	54.87%
Write-in Votes		2	0.44%

Election Summary Report
Antrim County, MI
2016 General Primary
Summary For Forest Home Township, Precinct 1, All Counters, All Races

Registered Voters 1622 - Cards Cast 608 37.48%

Num. Report Precinct 1 - Num. Reporting 1 100.00%

REP Forest Home Trustee		REP Total	
Number of Precincts		1	100.0 %
Precincts Reporting		608/1622	37.5 %
Times Counted		742	
Total Votes		99	13.34%
Ronald J. Barwick	REP	303	40.84%
Dean Crandall	REP	339	45.69%
Daniel Steiner	REP	1	0.13%
Write-in Votes			

REP Forest Hm 1 Delegate	REP Total	
Number of Precincts	1	100.0 %
Precincts Reporting	608/1622	37.5 %
Times Counted	6	
Total Votes	6	100.00%
Write-in Votes		

DEM D1 Rep in Congress		DEM Total	
Number of Precincts		1	100.0 %
Precincts Reporting		608/1622	37.5 %
Times Counted		111	
Total Votes		26	23.42%
Jerry Cannon	DEM	84	75.68%
Lon Johnson	DEM	1	0.90%
Write-in Votes			

DEM D105 Representative		DEM Total	
Number of Precincts		1	100.0 %
Precincts Reporting		608/1622	37.5 %
Times Counted		90	
Total Votes		90	100.00%
Wyatt Knight	DEM	0	0.00%
Write-in Votes			

DEM Prosecuting Attorney	DEM Total	
Number of Precincts	1	100.0 %
Precincts Reporting	608/1622	37.5 %
Times Counted	12	
Total Votes	12	100.00%
Write-in Votes		

Election Summary Report
Antrim County, MI
2016 General Primary
Summary For Forest Home Township, Precinct 1, All Counters, All Races

Registered Voters 1622 - Cards Cast 608 37.48%

Num. Report Precinct 1 - Num. Reporting 1 100.00%

DEM County Sheriff	DEM Total	
Number of Precincts	1	100.0 %
Precincts Reporting	608/1622	37.5 %
Times Counted	11	
Total Votes	11	100.00%
Write-in Votes		

DEM County Clerk	DEM Total	
Number of Precincts	1	100.0 %
Precincts Reporting	608/1622	37.5 %
Times Counted	10	
Total Votes	10	100.00%
Write-in Votes		

DEM County Treasurer	DEM Total	
Number of Precincts	1	100.0 %
Precincts Reporting	608/1622	37.5 %
Times Counted	10	
Total Votes	10	100.00%
Write-in Votes		

DEM Register of Deeds	DEM Total	
Number of Precincts	1	100.0 %
Precincts Reporting	608/1622	37.5 %
Times Counted	10	
Total Votes	10	100.00%
Write-in Votes		

DEM Drain Commissioner	DEM Total	
Number of Precincts	1	100.0 %
Precincts Reporting	608/1622	37.5 %
Times Counted	10	
Total Votes	10	100.00%
Write-in Votes		

DEM County Surveyor	DEM Total	
Number of Precincts	1	100.0 %
Precincts Reporting	608/1622	37.5 %
Times Counted	10	
Total Votes	10	100.00%
Write-in Votes		

Election Summary Report
Antrim County, MI
2016 General Primary
Summary For Forest Home Township, Precinct 1, All Counters, All Races

Registered Voters 1622 - Cards Cast 608 37.48%

Num. Report Precinct 1 - Num. Reporting 1 100.00%

DEM D2 Commissioner	DEM Total	
	1	
Number of Precincts	1	100.0 %
Precincts Reporting	189/495	38.2 %
Times Counted	0	
Total Votes	0	N/A
Write-in Votes		

DEM D5 Commissioner	DEM Total	
	1	
Number of Precincts	1	100.0 %
Precincts Reporting	130/388	33.5 %
Times Counted	2	
Total Votes	2	100.00%
Write-in Votes		

DEM D6 Commissioner	DEM Total	
	1	
Number of Precincts	1	100.0 %
Precincts Reporting	289/739	39.1 %
Times Counted	7	
Total Votes	7	100.00%
Write-in Votes		

DEM Forest Hm Twp Supervisor	DEM Total	
	1	
Number of Precincts	1	100.0 %
Precincts Reporting	608/1622	37.5 %
Times Counted	9	
Total Votes	9	100.00%
Write-in Votes		

DEM Forest Hm Twp Clerk	DEM Total	
	1	
Number of Precincts	1	100.0 %
Precincts Reporting	608/1622	37.5 %
Times Counted	9	
Total Votes	9	100.00%
Write-in Votes		

DEM Forest Hm Twp Treasurer	DEM Total	
	1	
Number of Precincts	1	100.0 %
Precincts Reporting	608/1622	37.5 %
Times Counted	9	
Total Votes	9	100.00%
Write-in Votes		

Election Summary Report
Antrim County, MI
2016 General Primary
Summary For Forest Home Township, Precinct 1, All Counters, All Races

Registered Voters 1622 - Cards Cast 608 37.48%

Num. Report Precinct 1 - Num. Reporting 1 100.00%

DEM Forest Hm Twp Trustee		DEM Total	
Number of Precincts		1	
Precincts Reporting		1	100.0 %
Times Counted		608/1622	37.5 %
Total Votes		13	
Write-in Votes		13	100.00%

DEM Forest Home 1 Delegate		DEM Total	
Number of Precincts		1	
Precincts Reporting		1	100.0 %
Times Counted		608/1622	37.5 %
Total Votes		240	
Diane Good	DEM	84	35.00%
Don Seman	DEM	77	32.08%
Jean Seman	DEM	79	32.92%
Write-in Votes		0	0.00%

County Sep Tax Prop	Total	
Number of Precincts	1	
Precincts Reporting	1	100.0 %
Times Counted	608/1622	37.5 %
Total Votes	562	
YES	423	75.27%
NO	139	24.73%

County Cm Aging Prop	Total	
Number of Precincts	1	
Precincts Reporting	1	100.0 %
Times Counted	608/1622	37.5 %
Total Votes	575	
YES	476	82.78%
NO	99	17.22%

County Conserv Prop	Total	
Number of Precincts	1	
Precincts Reporting	1	100.0 %
Times Counted	608/1622	37.5 %
Total Votes	574	
YES	396	68.99%
NO	178	31.01%

Election Summary Report
Antrim County, MI
2016 General Primary
Summary For Forest Home Township, Precinct 1, All Counters, All Races

Registered Voters 1622 - Cards Cast 608 37.48%

Num. Report Precinct 1 - Num. Reporting 1 100.00%

County Recycle Prop	Total	
	1	
Number of Precincts	1	100.0 %
Precincts Reporting	608/1622	37.5 %
Times Counted	580	
Total Votes	383	66.03%
YES	197	33.97%
NO		

Forest Hm Road Prop	Total	
	1	
Number of Precincts	1	100.0 %
Precincts Reporting	608/1622	37.5 %
Times Counted	535	
Total Votes	398	74.39%
YES	137	25.61%
NO		

Election Summary Report
Antrim County, MI
2016 General Primary
Summary For Helena Township, Precinct 1, All Counters, All Races

Registered Voters 877 - Cards Cast 287 32.73%

Num. Report Precinct 1 - Num. Reporting 1 100.00%

REP D1 Rep in Congress		REP Total	
Number of Precincts		1	
Precincts Reporting		1	100.0 %
Times Counted		287/877	32.7 %
Total Votes		175	
Jason Allen	REP	63	36.00%
Jack Bergman	REP	85	48.57%
Tom Casperson	REP	27	15.43%
Write-in Votes		0	0.00%

REP D105 Representative		REP Total	
Number of Precincts		1	
Precincts Reporting		1	100.0 %
Times Counted		287/877	32.7 %
Total Votes		153	
Triston S. Cole	REP	151	98.69%
Write-in Votes		2	1.31%

REP Prosecuting Attorney		REP Total	
Number of Precincts		1	
Precincts Reporting		1	100.0 %
Times Counted		287/877	32.7 %
Total Votes		149	
James L. Rossiter	REP	148	99.33%
Write-in Votes		1	0.67%

REP County Sheriff		REP Total	
Number of Precincts		1	
Precincts Reporting		1	100.0 %
Times Counted		287/877	32.7 %
Total Votes		164	
Daniel S. Bean	REP	163	99.39%
Write-in Votes		1	0.61%

REP County Clerk		REP Total	
Number of Precincts		1	
Precincts Reporting		1	100.0 %
Times Counted		287/877	32.7 %
Total Votes		151	
Sheryl Guy	REP	151	100.00%
Write-in Votes		0	0.00%

Election Summary Report
Antrim County, MI
2016 General Primary
Summary For Helena Township, Precinct 1, All Counters, All Races

Registered Voters 877 - Cards Cast 287 32.73%

Num. Report Precinct 1 - Num. Reporting 1 100.00%

REP County Treasurer		REP Total	
		1	
Number of Precincts		1	100.0 %
Precincts Reporting		287/877	32.7 %
Times Counted		148	
Total Votes	REP	148	100.00%
Sherry A. Comben		0	0.00%
Write-in Votes			

REP Register of Deeds		REP Total	
		1	
Number of Precincts		1	100.0 %
Precincts Reporting		287/877	32.7 %
Times Counted		156	
Total Votes	REP	155	99.36%
Patty Niepoth		1	0.64%
Write-in Votes			

REP Drain Commissioner		REP Total	
		1	
Number of Precincts		1	100.0 %
Precincts Reporting		287/877	32.7 %
Times Counted		149	
Total Votes	REP	149	100.00%
Mark Stone		0	0.00%
Write-in Votes			

REP County Surveyor		REP Total	
		1	
Number of Precincts		1	100.0 %
Precincts Reporting		287/877	32.7 %
Times Counted		143	
Total Votes	REP	142	99.30%
Scott Papineau		1	0.70%
Write-in Votes			

REP D6 Commissioner		REP Total	
		1	
Number of Precincts		1	100.0 %
Precincts Reporting		287/877	32.7 %
Times Counted		171	
Total Votes	REP	93	54.39%
Jim Gurr	REP	78	45.61%
Brenda Ricksgers		0	0.00%
Write-in Votes			

Election Summary Report
Antrim County, MI
2016 General Primary
Summary For Helena Township, Precinct 1, All Counters, All Races

Registered Voters 877 - Cards Cast 287 32.73%

Num. Report Precinct 1 - Num. Reporting 1 100.00%

REP Helena Twp Supervisor		REP Total	
		1	
Number of Precincts		1	100.0 %
Precincts Reporting		287/877	32.7 %
Times Counted		147	
Total Votes	REP	146	99.32%
Rick Teague		1	0.68%
Write-in Votes			

REP Helena Twp Clerk		REP Total	
		1	
Number of Precincts		1	100.0 %
Precincts Reporting		287/877	32.7 %
Times Counted		6	
Total Votes		6	100.00%
Write-in Votes			

REP Helena Twp Treasurer		REP Total	
		1	
Number of Precincts		1	100.0 %
Precincts Reporting		287/877	32.7 %
Times Counted		5	
Total Votes		5	100.00%
Write-in Votes			

REP Helena Twp Trustee		REP Total	
		1	
Number of Precincts		1	100.0 %
Precincts Reporting		287/877	32.7 %
Times Counted		156	
Total Votes	REP	155	99.36%
Charles Bartz		1	0.64%
Write-in Votes			

REP Helena 1 Delegate		REP Total	
		1	
Number of Precincts		1	100.0 %
Precincts Reporting		287/877	32.7 %
Times Counted		154	
Total Votes	REP	142	92.21%
Jim Gurr		12	7.79%
Write-in Votes			

DEM D1 Rep in Congress		DEM Total	
		1	
Number of Precincts		1	100.0 %
Precincts Reporting		287/877	32.7 %
Times Counted		95	
Total Votes	DEM	37	38.95%
Jerry Cannon	DEM	58	61.05%
Lon Johnson		0	0.00%
Write-in Votes			

Election Summary Report
Antrim County, MI
2016 General Primary
Summary For Helena Township, Precinct 1, All Counters, All Races

Registered Voters 877 - Cards Cast 287 32.73%

Num. Report Precinct 1 - Num. Reporting 1 100.00%

DEM D105 Representative		DEM Total	
Number of Precincts		1	
Precincts Reporting		1	100.0 %
Times Counted		287/877	32.7 %
Total Votes		84	
Wyatt Knight	DEM	84	100.00%
Write-in Votes		0	0.00%

DEM Prosecuting Attorney	DEM Total	
Number of Precincts	1	
Precincts Reporting	1	100.0 %
Times Counted	287/877	32.7 %
Total Votes	5	
Write-in Votes	5	100.00%

DEM County Sheriff	DEM Total	
Number of Precincts	1	
Precincts Reporting	1	100.0 %
Times Counted	287/877	32.7 %
Total Votes	6	
Write-in Votes	6	100.00%

DEM County Clerk	DEM Total	
Number of Precincts	1	
Precincts Reporting	1	100.0 %
Times Counted	287/877	32.7 %
Total Votes	5	
Write-in Votes	5	100.00%

DEM County Treasurer	DEM Total	
Number of Precincts	1	
Precincts Reporting	1	100.0 %
Times Counted	287/877	32.7 %
Total Votes	5	
Write-in Votes	5	100.00%

DEM Register of Deeds	DEM Total	
Number of Precincts	1	
Precincts Reporting	1	100.0 %
Times Counted	287/877	32.7 %
Total Votes	5	
Write-in Votes	5	100.00%

Election Summary Report
Antrim County, MI
2016 General Primary
Summary For Helena Township, Precinct 1, All Counters, All Races

Registered Voters 877 - Cards Cast 287 32.73%

Num. Report Precinct 1 - Num. Reporting 1 100.00%

DEM Drain Commissioner	DEM Total	
	1	
Number of Precincts	1	100.0 %
Precincts Reporting	287/877	32.7 %
Times Counted	5	
Total Votes	5	100.00%
Write-in Votes		

DEM County Surveyor	DEM Total	
	1	
Number of Precincts	1	100.0 %
Precincts Reporting	287/877	32.7 %
Times Counted	5	
Total Votes	5	100.00%
Write-in Votes		

DEM D6 Commissioner	DEM Total	
	1	
Number of Precincts	1	100.0 %
Precincts Reporting	287/877	32.7 %
Times Counted	7	
Total Votes	7	100.00%
Write-in Votes		

DEM Helena Twp Supervisor	DEM Total	
	1	
Number of Precincts	1	100.0 %
Precincts Reporting	287/877	32.7 %
Times Counted	5	
Total Votes	5	100.00%
Write-in Votes		

DEM Helena Twp Clerk	DEM Total	
	1	
Number of Precincts	1	100.0 %
Precincts Reporting	287/877	32.7 %
Times Counted	88	
Total Votes	88	100.00%
David G. Peterson	0	0.00%
Write-in Votes		

DEM Helena Twp Treasurer	DEM Total	
	1	
Number of Precincts	1	100.0 %
Precincts Reporting	287/877	32.7 %
Times Counted	91	
Total Votes	91	100.00%
Catherine A. Rice	0	0.00%
Write-in Votes		

Election Summary Report
Antrim County, MI
2016 General Primary
Summary For Helena Township, Precinct 1, All Counters, All Races

Registered Voters 877 - Cards Cast 287 32.73% Num. Report Precinct 1 - Num. Reporting 1 100.00%

DEM Helena Twp Trustee		DEM Total	
Number of Precincts		1	
Precincts Reporting		1	100.0 %
Times Counted		287/877	32.7 %
Total Votes		93	
Bonnie Robbins	DEM	92	98.92%
Write-in Votes		1	1.08%

DEM Helena 1 Delegate	DEM Total	
Number of Precincts	1	
Precincts Reporting	1	100.0 %
Times Counted	287/877	32.7 %
Total Votes	7	
Write-in Votes	7	100.00%

County Sep Tax Prop	Total	
Number of Precincts	1	
Precincts Reporting	1	100.0 %
Times Counted	287/877	32.7 %
Total Votes	258	
YES	202	78.29%
NO	56	21.71%

County Cm Aging Prop	Total	
Number of Precincts	1	
Precincts Reporting	1	100.0 %
Times Counted	287/877	32.7 %
Total Votes	266	
YES	226	84.96%
NO	40	15.04%

County Conserv Prop	Total	
Number of Precincts	1	
Precincts Reporting	1	100.0 %
Times Counted	287/877	32.7 %
Total Votes	263	
YES	173	65.78%
NO	90	34.22%

County Recycle Prop	Total	
Number of Precincts	1	
Precincts Reporting	1	100.0 %
Times Counted	287/877	32.7 %
Total Votes	263	
YES	185	70.34%
NO	78	29.66%

Election Summary Report
Antrim County, MI
2016 General Primary
Summary For Jordan Township, Precinct 1, All Counters, All Races

Registered Voters 721 - Cards Cast 170 23.58% Num. Report Precinct 1 - Num. Reporting 1 100.00%

REP D1 Rep in Congress		REP Total	
Number of Precincts		1	
Precincts Reporting		1	100.0 %
Times Counted		170/721	23.6 %
Total Votes		110	
Jason Allen	REP	40	36.36%
Jack Bergman	REP	52	47.27%
Tom Casperson	REP	18	16.36%
Write-in Votes		0	0.00%

REP D105 Representative		REP Total	
Number of Precincts		1	
Precincts Reporting		1	100.0 %
Times Counted		170/721	23.6 %
Total Votes		93	
Triston S. Cole	REP	93	100.00%
Write-in Votes		0	0.00%

REP Prosecuting Attorney		REP Total	
Number of Precincts		1	
Precincts Reporting		1	100.0 %
Times Counted		170/721	23.6 %
Total Votes		87	
James L. Rossiter	REP	87	100.00%
Write-in Votes		0	0.00%

REP County Sheriff		REP Total	
Number of Precincts		1	
Precincts Reporting		1	100.0 %
Times Counted		170/721	23.6 %
Total Votes		97	
Daniel S. Bean	REP	97	100.00%
Write-in Votes		0	0.00%

REP County Clerk		REP Total	
Number of Precincts		1	
Precincts Reporting		1	100.0 %
Times Counted		170/721	23.6 %
Total Votes		88	
Sheryl Guy	REP	88	100.00%
Write-in Votes		0	0.00%

Election Summary Report
Antrim County, MI
2016 General Primary
Summary For Jordan Township, Precinct 1, All Counters, All Races

Registered Voters 721 - Cards Cast 170 23.58% Num. Report Precinct 1 - Num. Reporting 1 100.00%

REP County Treasurer		REP Total	
		1	
Number of Precincts		1	100.0 %
Precincts Reporting		170/721	23.6 %
Times Counted		90	
Total Votes	REP	90	100.00%
Sherry A. Comben		0	0.00%
Write-in Votes			

REP Register of Deeds		REP Total	
		1	
Number of Precincts		1	100.0 %
Precincts Reporting		170/721	23.6 %
Times Counted		86	
Total Votes	REP	86	100.00%
Patty Niepoth		0	0.00%
Write-in Votes			

REP Drain Commissioner		REP Total	
		1	
Number of Precincts		1	100.0 %
Precincts Reporting		170/721	23.6 %
Times Counted		86	
Total Votes	REP	86	100.00%
Mark Stone		0	0.00%
Write-in Votes			

REP County Surveyor		REP Total	
		1	
Number of Precincts		1	100.0 %
Precincts Reporting		170/721	23.6 %
Times Counted		86	
Total Votes	REP	86	100.00%
Scott Papineau		0	0.00%
Write-in Votes			

REP D7 Commissioner		REP Total	
		1	
Number of Precincts		1	100.0 %
Precincts Reporting		170/721	23.6 %
Times Counted		111	
Total Votes	REP	56	50.45%
Dawn LaVanway	REP	55	49.55%
James B. Peters		0	0.00%
Write-in Votes			

Election Summary Report
Antrim County, MI
2016 General Primary
Summary For Jordan Township, Precinct 1, All Counters, All Races

Registered Voters 721 - Cards Cast 170 23.58%

Num. Report Precinct 1 - Num. Reporting 1 100.00%

REP Jordan Twp Supervisor		REP Total	
Number of Precincts		1	
Precincts Reporting		1	100.0 %
Times Counted		170/721	23.6 %
Total Votes		89	
Timothy D. Morris	REP	88	98.88%
Write-in Votes		1	1.12%

REP Jordan Twp Clerk		REP Total	
Number of Precincts		1	
Precincts Reporting		1	100.0 %
Times Counted		170/721	23.6 %
Total Votes		87	
Donna Theibert	REP	87	100.00%
Write-in Votes		0	0.00%

REP Jordan Twp Treasurer		REP Total	
Number of Precincts		1	
Precincts Reporting		1	100.0 %
Times Counted		170/721	23.6 %
Total Votes		87	
Patricia A. Nemecek	REP	86	98.85%
Write-in Votes		1	1.15%

REP Jordan Twp Trustee		REP Total	
Number of Precincts		1	
Precincts Reporting		1	100.0 %
Times Counted		170/721	23.6 %
Total Votes		80	
Steven R. Houtman	REP	78	97.50%
Write-in Votes		2	2.50%

REP Jordan 1 Delegate		REP Total	
Number of Precincts		1	
Precincts Reporting		1	100.0 %
Times Counted		170/721	23.6 %
Total Votes		89	
James B. Peters	REP	87	97.75%
Write-in Votes		2	2.25%

Election Summary Report
Antrim County, MI
2016 General Primary
Summary For Jordan Township, Precinct 1, All Counters, All Races

Registered Voters 721 - Cards Cast 170 23.58% Num. Report Precinct 1 - Num. Reporting 1 100.00%

DEM D1 Rep in Congress		DEM Total	
Number of Precincts		1	
Precincts Reporting		1	100.0 %
Times Counted		170/721	23.6 %
Total Votes		50	
Jerry Cannon	DEM	11	22.00%
Lon Johnson	DEM	39	78.00%
Write-in Votes		0	0.00%

DEM D105 Representative		DEM Total	
Number of Precincts		1	
Precincts Reporting		1	100.0 %
Times Counted		170/721	23.6 %
Total Votes		42	
Wyatt Knight	DEM	42	100.00%
Write-in Votes		0	0.00%

DEM Prosecuting Attorney	DEM Total	
Number of Precincts	1	
Precincts Reporting	1	100.0 %
Times Counted	170/721	23.6 %
Total Votes	5	
Write-in Votes	5	100.00%

DEM County Sheriff	DEM Total	
Number of Precincts	1	
Precincts Reporting	1	100.0 %
Times Counted	170/721	23.6 %
Total Votes	6	
Write-in Votes	6	100.00%

DEM County Clerk	DEM Total	
Number of Precincts	1	
Precincts Reporting	1	100.0 %
Times Counted	170/721	23.6 %
Total Votes	6	
Write-in Votes	6	100.00%

DEM County Treasurer	DEM Total	
Number of Precincts	1	
Precincts Reporting	1	100.0 %
Times Counted	170/721	23.6 %
Total Votes	6	
Write-in Votes	6	100.00%

Election Summary Report
Antrim County, MI
2016 General Primary
Summary For Jordan Township, Precinct 1, All Counters, All Races

Registered Voters 721 - Cards Cast 170 23.58% Num. Report Precinct 1 - Num. Reporting 1 100.00%

DEM Register of Deeds	DEM Total	
Number of Precincts	1	
Precincts Reporting	1	100.0 %
Times Counted	170/721	23.6 %
Total Votes	6	
Write-in Votes	6	100.00%

DEM Drain Commissioner	DEM Total	
Number of Precincts	1	
Precincts Reporting	1	100.0 %
Times Counted	170/721	23.6 %
Total Votes	5	
Write-in Votes	5	100.00%

DEM County Surveyor	DEM Total	
Number of Precincts	1	
Precincts Reporting	1	100.0 %
Times Counted	170/721	23.6 %
Total Votes	7	
Write-in Votes	7	100.00%

DEM D7 Commissioner	DEM Total	
Number of Precincts	1	
Precincts Reporting	1	100.0 %
Times Counted	170/721	23.6 %
Total Votes	42	
Todd J. Derenzy	DEM 42	100.00%
Write-in Votes	0	0.00%

DEM Jordan Twp Supervisor	DEM Total	
Number of Precincts	1	
Precincts Reporting	1	100.0 %
Times Counted	170/721	23.6 %
Total Votes	5	
Write-in Votes	5	100.00%

DEM Jordan Twp Clerk	DEM Total	
Number of Precincts	1	
Precincts Reporting	1	100.0 %
Times Counted	170/721	23.6 %
Total Votes	4	
Write-in Votes	4	100.00%

Election Summary Report
Antrim County, MI
2016 General Primary
Summary For Jordan Township, Precinct 1, All Counters, All Races

Registered Voters 721 - Cards Cast 170 23.58% Num. Report Precinct 1 - Num. Reporting 1 100.00%

DEM Jordan Twp Treasurer		DEM Total	
Number of Precincts		1	
Precincts Reporting		1	100.0 %
Times Counted		170/721	23.6 %
Total Votes		42	
Susan Q. Meads	DEM	41	97.62%
Write-in Votes		1	2.38%

DEM Jordan Twp Trustee		DEM Total	
Number of Precincts		1	
Precincts Reporting		1	100.0 %
Times Counted		170/721	23.6 %
Total Votes		60	
Ray Borowiak	DEM	33	55.00%
Kevin W. King	DEM	27	45.00%
Write-in Votes		0	0.00%

DEM Jordan 1 Delegate	DEM Total	
Number of Precincts	1	
Precincts Reporting	1	100.0 %
Times Counted	170/721	23.6 %
Total Votes	4	
Write-in Votes	4	100.00%

County Sep Tax Prop	Total	
Number of Precincts	1	
Precincts Reporting	1	100.0 %
Times Counted	170/721	23.6 %
Total Votes	141	
YES	76	53.90%
NO	65	46.10%

County Cm Aging Prop	Total	
Number of Precincts	1	
Precincts Reporting	1	100.0 %
Times Counted	170/721	23.6 %
Total Votes	149	
YES	102	68.46%
NO	47	31.54%

Election Summary Report
Antrim County, MI
2016 General Primary
Summary For Jordan Township, Precinct 1, All Counters, All Races

Registered Voters 721 - Cards Cast 170 23.58% Num. Report Precinct 1 - Num. Reporting 1 100.00%

County Conserv Prop	Total	
	1	
Number of Precincts	1	100.0 %
Precincts Reporting	170/721	23.6 %
Times Counted	148	
Total Votes	65	43.92%
YES	83	56.08%
NO		

County Recycle Prop	Total	
	1	
Number of Precincts	1	100.0 %
Precincts Reporting	170/721	23.6 %
Times Counted	150	
Total Votes	67	44.67%
YES	83	55.33%
NO		

Jordan Val EMS Prop 1	Total	
	1	
Number of Precincts	1	100.0 %
Precincts Reporting	170/721	23.6 %
Times Counted	148	
Total Votes	94	63.51%
YES	54	36.49%
NO		

Jordan Val EMS Prop 2	Total	
	1	
Number of Precincts	1	100.0 %
Precincts Reporting	170/721	23.6 %
Times Counted	150	
Total Votes	72	48.00%
YES	78	52.00%
NO		

EJordan Sc Sink Prop	Total	
	1	
Number of Precincts	1	100.0 %
Precincts Reporting	138/592	23.3 %
Times Counted	118	
Total Votes	50	42.37%
YES	68	57.63%
NO		

Election Summary Report
Antrim County, MI
2016 General Primary
Summary For Jordan Township, Precinct 1, All Counters, All Races

Registered Voters 721 - Cards Cast 170 23.58%

Num. Report Precinct 1 - Num. Reporting 1 100.00%

EJordan Sc Bond Prop	Total	
	1	
Number of Precincts	1	100.0 %
Precincts Reporting	138/592	23.3 %
Times Counted	117	
Total Votes	47	40.17%
YES	70	59.83%
NO		

Election Summary Report
Antrim County, MI
2016 General Primary
Summary For Kearney Township, Precinct 1, All Counters, All Races

Registered Voters 1569 - Cards Cast 449 28.62% Num. Report Precinct 1 - Num. Reporting 1 100.00%

REP D1 Rep in Congress		REP Total	
Number of Precincts		1	
Precincts Reporting		1	100.0 %
Times Counted		449/1569	28.6 %
Total Votes		337	
Jason Allen	REP	97	28.78%
Jack Bergman	REP	190	56.38%
Tom Casperson	REP	48	14.24%
Write-in Votes		2	0.59%

REP D105 Representative		REP Total	
Number of Precincts		1	
Precincts Reporting		1	100.0 %
Times Counted		449/1569	28.6 %
Total Votes		297	
Triston S. Cole	REP	294	98.99%
Write-in Votes		3	1.01%

REP Prosecuting Attorney		REP Total	
Number of Precincts		1	
Precincts Reporting		1	100.0 %
Times Counted		449/1569	28.6 %
Total Votes		281	
James L. Rossiter	REP	280	99.64%
Write-in Votes		1	0.36%

REP County Sheriff		REP Total	
Number of Precincts		1	
Precincts Reporting		1	100.0 %
Times Counted		449/1569	28.6 %
Total Votes		310	
Daniel S. Bean	REP	309	99.68%
Write-in Votes		1	0.32%

REP County Clerk		REP Total	
Number of Precincts		1	
Precincts Reporting		1	100.0 %
Times Counted		449/1569	28.6 %
Total Votes		301	
Sheryl Guy	REP	301	100.00%
Write-in Votes		0	0.00%

Election Summary Report
Antrim County, MI
2016 General Primary
Summary For Kearney Township, Precinct 1, All Counters, All Races

Registered Voters 1569 - Cards Cast 449 28.62% Num. Report Precinct 1 - Num. Reporting 1 100.00%

REP County Treasurer		REP Total	
Number of Precincts		1	
Precincts Reporting		1	100.0 %
Times Counted		449/1569	28.6 %
Total Votes		301	
Sherry A. Comben	REP	301	100.00%
Write-in Votes		0	0.00%

REP Register of Deeds		REP Total	
Number of Precincts		1	
Precincts Reporting		1	100.0 %
Times Counted		449/1569	28.6 %
Total Votes		284	
Patty Niepoth	REP	279	98.24%
Write-in Votes		5	1.76%

REP Drain Commissioner		REP Total	
Number of Precincts		1	
Precincts Reporting		1	100.0 %
Times Counted		449/1569	28.6 %
Total Votes		278	
Mark Stone	REP	277	99.64%
Write-in Votes		1	0.36%

REP County Surveyor		REP Total	
Number of Precincts		1	
Precincts Reporting		1	100.0 %
Times Counted		449/1569	28.6 %
Total Votes		273	
Scott Papineau	REP	273	100.00%
Write-in Votes		0	0.00%

REP D5 Commissioner		REP Total	
Number of Precincts		1	
Precincts Reporting		1	100.0 %
Times Counted		449/1569	28.6 %
Total Votes		319	
Michael G. Bertram	REP	133	41.69%
Bryan Smith	REP	186	58.31%
Write-in Votes		0	0.00%

Election Summary Report
Antrim County, MI
2016 General Primary
Summary For Kearney Township, Precinct 1, All Counters, All Races

Registered Voters 1569 - Cards Cast 449 28.62% Num. Report Precinct 1 - Num. Reporting 1 100.00%

REP Kearney Twp Supervisor		REP Total	
Number of Precincts		1	
Precincts Reporting		1	100.0 %
Times Counted		449/1569	28.6 %
Total Votes		325	
Timothy W. Comben	REP	133	40.92%
Edward H. Niepoth, J	REP	191	58.77%
Write-in Votes		1	0.31%

REP Kearney Twp Clerk		REP Total	
Number of Precincts		1	
Precincts Reporting		1	100.0 %
Times Counted		449/1569	28.6 %
Total Votes		293	
Sally Petrie	REP	289	98.63%
Write-in Votes		4	1.37%

REP Kearney Twp Treasurer		REP Total	
Number of Precincts		1	
Precincts Reporting		1	100.0 %
Times Counted		449/1569	28.6 %
Total Votes		286	
Joyce E. Hagood	REP	286	100.00%
Write-in Votes		0	0.00%

REP Kearney Twp Trustee		REP Total	
Number of Precincts		1	
Precincts Reporting		1	100.0 %
Times Counted		449/1569	28.6 %
Total Votes		306	
John H. Fleet	REP	279	91.18%
Write-in Votes		27	8.82%

REP Kearney 1 Delegate		REP Total	
Number of Precincts		1	
Precincts Reporting		1	100.0 %
Times Counted		449/1569	28.6 %
Total Votes		417	
Myron Allen Curtiss	REP	147	35.25%
Bryan Smith	REP	256	61.39%
Write-in Votes		14	3.36%

Election Summary Report
Antrim County, MI
2016 General Primary
Summary For Kearney Township, Precinct 1, All Counters, All Races

Registered Voters 1569 - Cards Cast 449 28.62% Num. Report Precinct 1 - Num. Reporting 1 100.00%

DEM D1 Rep in Congress		DEM Total	
Number of Precincts		1	
Precincts Reporting		1	100.0 %
Times Counted		449/1569	28.6 %
Total Votes		75	
Jerry Cannon	DEM	14	18.67%
Lon Johnson	DEM	61	81.33%
Write-in Votes		0	0.00%

DEM D105 Representative		DEM Total	
Number of Precincts		1	
Precincts Reporting		1	100.0 %
Times Counted		449/1569	28.6 %
Total Votes		66	
Wyatt Knight	DEM	66	100.00%
Write-in Votes		0	0.00%

DEM Prosecuting Attorney	DEM Total	
Number of Precincts	1	
Precincts Reporting	1	100.0 %
Times Counted	449/1569	28.6 %
Total Votes	7	
Write-in Votes	7	100.00%

DEM County Sheriff	DEM Total	
Number of Precincts	1	
Precincts Reporting	1	100.0 %
Times Counted	449/1569	28.6 %
Total Votes	6	
Write-in Votes	6	100.00%

DEM County Clerk	DEM Total	
Number of Precincts	1	
Precincts Reporting	1	100.0 %
Times Counted	449/1569	28.6 %
Total Votes	7	
Write-in Votes	7	100.00%

DEM County Treasurer	DEM Total	
Number of Precincts	1	
Precincts Reporting	1	100.0 %
Times Counted	449/1569	28.6 %
Total Votes	7	
Write-in Votes	7	100.00%

Election Summary Report
Antrim County, MI
2016 General Primary
Summary For Kearney Township, Precinct 1, All Counters, All Races

Registered Voters 1569 - Cards Cast 449 28.62% Num. Report Precinct 1 - Num. Reporting 1 100.00%

DEM Register of Deeds	DEM Total	
Number of Precincts	1	
Precincts Reporting	1	100.0 %
Times Counted	449/1569	28.6 %
Total Votes	6	
Write-in Votes	6	100.00%

DEM Drain Commissioner	DEM Total	
Number of Precincts	1	
Precincts Reporting	1	100.0 %
Times Counted	449/1569	28.6 %
Total Votes	6	
Write-in Votes	6	100.00%

DEM County Surveyor	DEM Total	
Number of Precincts	1	
Precincts Reporting	1	100.0 %
Times Counted	449/1569	28.6 %
Total Votes	6	
Write-in Votes	6	100.00%

DEM D5 Commissioner	DEM Total	
Number of Precincts	1	
Precincts Reporting	1	100.0 %
Times Counted	449/1569	28.6 %
Total Votes	7	
Write-in Votes	7	100.00%

DEM Kearney Twp Supervisor	DEM Total	
Number of Precincts	1	
Precincts Reporting	1	100.0 %
Times Counted	449/1569	28.6 %
Total Votes	8	
Write-in Votes	8	100.00%

DEM Kearney Twp Clerk	DEM Total	
Number of Precincts	1	
Precincts Reporting	1	100.0 %
Times Counted	449/1569	28.6 %
Total Votes	7	
Write-in Votes	7	100.00%

Election Summary Report
Antrim County, MI
2016 General Primary
Summary For Kearney Township, Precinct 1, All Counters, All Races

Registered Voters 1569 - Cards Cast 449 28.62%

Num. Report Precinct 1 - Num. Reporting 1 100.00%

DEM Kearney Twp Treasurer		DEM Total	
		1	
Number of Precincts		1	100.0 %
Precincts Reporting		449/1569	28.6 %
Times Counted		7	
Total Votes		7	100.00%
Write-in Votes			

DEM Kearney Twp Trustee		DEM Total	
		1	
Number of Precincts		1	100.0 %
Precincts Reporting		449/1569	28.6 %
Times Counted		9	
Total Votes		9	100.00%
Write-in Votes			

DEM Kearney 1 Delegate		DEM Total	
		1	
Number of Precincts		1	100.0 %
Precincts Reporting		449/1569	28.6 %
Times Counted		125	
Total Votes		67	53.60%
Dan Bennett	DEM	58	46.40%
Sharon A. Koppe	DEM	0	0.00%
Write-in Votes			

County Sep Tax Prop	Total	
	1	
Number of Precincts	1	100.0 %
Precincts Reporting	449/1569	28.6 %
Times Counted	415	
Total Votes	281	67.71%
YES	134	32.29%
NO		

County Cm Aging Prop	Total	
	1	
Number of Precincts	1	100.0 %
Precincts Reporting	449/1569	28.6 %
Times Counted	420	
Total Votes	332	79.05%
YES	88	20.95%
NO		

County Conserv Prop	Total	
	1	
Number of Precincts	1	100.0 %
Precincts Reporting	449/1569	28.6 %
Times Counted	423	
Total Votes	261	61.70%
YES	162	38.30%
NO		

Election Summary Report
Antrim County, MI
2016 General Primary
Summary For Kearney Township, Precinct 1, All Counters, All Races

Registered Voters 1569 - Cards Cast 449 28.62% Num. Report Precinct 1 - Num. Reporting 1 100.00%

County Recycle Prop	Total	
	1	
Number of Precincts	1	100.0 %
Precincts Reporting	449/1569	28.6 %
Times Counted	422	
Total Votes	264	62.56%
YES	158	37.44%
NO		

Election Summary Report
Antrim County, MI
2016 General Primary
Summary For Mancelona Township, Precinct 1, All Counters, All Races

Registered Voters 2090 - Cards Cast 284 13.59% Num. Report Precinct 1 - Num. Reporting 1 100.00%

REP D1 Rep in Congress		REP Total	
Number of Precincts		1	
Precincts Reporting		1	100.0 %
Times Counted		284/2090	13.6 %
Total Votes		213	
Jason Allen	REP	88	41.31%
Jack Bergman	REP	78	36.62%
Tom Casperson	REP	46	21.60%
Write-in Votes		1	0.47%

REP D105 Representative		REP Total	
Number of Precincts		1	
Precincts Reporting		1	100.0 %
Times Counted		284/2090	13.6 %
Total Votes		192	
Triston S. Cole	REP	191	99.48%
Write-in Votes		1	0.52%

REP Prosecuting Attorney		REP Total	
Number of Precincts		1	
Precincts Reporting		1	100.0 %
Times Counted		284/2090	13.6 %
Total Votes		187	
James L. Rossiter	REP	186	99.47%
Write-in Votes		1	0.53%

REP County Sheriff		REP Total	
Number of Precincts		1	
Precincts Reporting		1	100.0 %
Times Counted		284/2090	13.6 %
Total Votes		207	
Daniel S. Bean	REP	205	99.03%
Write-in Votes		2	0.97%

REP County Clerk		REP Total	
Number of Precincts		1	
Precincts Reporting		1	100.0 %
Times Counted		284/2090	13.6 %
Total Votes		188	
Sheryl Guy	REP	184	97.87%
Write-in Votes		4	2.13%

Election Summary Report
Antrim County, MI
2016 General Primary
Summary For Mancelona Township, Precinct 1, All Counters, All Races

Registered Voters 2090 - Cards Cast 284 13.59% Num. Report Precinct 1 - Num. Reporting 1 100.00%

REP County Treasurer		REP Total	
Number of Precincts		1	
Precincts Reporting		1	100.0 %
Times Counted		284/2090	13.6 %
Total Votes		185	
Sherry A. Comben	REP	183	98.92%
Write-in Votes		2	1.08%

REP Register of Deeds		REP Total	
Number of Precincts		1	
Precincts Reporting		1	100.0 %
Times Counted		284/2090	13.6 %
Total Votes		185	
Patty Niepoth	REP	183	98.92%
Write-in Votes		2	1.08%

REP Drain Commissioner		REP Total	
Number of Precincts		1	
Precincts Reporting		1	100.0 %
Times Counted		284/2090	13.6 %
Total Votes		181	
Mark Stone	REP	179	98.90%
Write-in Votes		2	1.10%

REP County Surveyor		REP Total	
Number of Precincts		1	
Precincts Reporting		1	100.0 %
Times Counted		284/2090	13.6 %
Total Votes		181	
Scott Papineau	REP	180	99.45%
Write-in Votes		1	0.55%

REP D8 Commissioner		REP Total	
Number of Precincts		1	
Precincts Reporting		1	100.0 %
Times Counted		284/2090	13.6 %
Total Votes		210	
Ron Allen	REP	95	45.24%
Scott Kruger	REP	115	54.76%
Write-in Votes		0	0.00%

Election Summary Report
Antrim County, MI
2016 General Primary
Summary For Mancelona Township, Precinct 1, All Counters, All Races

Registered Voters 2090 - Cards Cast 284 13.59% Num. Report Precinct 1 - Num. Reporting 1 100.00%

REP D9 Commissioner		REP Total	
Number of Precincts		1	
Precincts Reporting		1	100.0 %
Times Counted		0/0	
Total Votes		0	
Christian K. Marcus	REP	0	N/A
Write-in Votes		0	N/A

REP Mancelona Twp Supervisor		REP Total	
Number of Precincts		1	
Precincts Reporting		1	100.0 %
Times Counted		284/2090	13.6 %
Total Votes		204	
Roger D. Bergey	REP	23	11.27%
Chuck Johnson	REP	127	62.25%
Brandon M. Roy	REP	13	6.37%
Tim A. Young	REP	41	20.10%
Write-in Votes		0	0.00%

REP Mancelona Twp Clerk		REP Total	
Number of Precincts		1	
Precincts Reporting		1	100.0 %
Times Counted		284/2090	13.6 %
Total Votes		187	
Michael Biehl	REP	185	98.93%
Write-in Votes		2	1.07%

REP Mancelona Twp Treasurer		REP Total	
Number of Precincts		1	
Precincts Reporting		1	100.0 %
Times Counted		284/2090	13.6 %
Total Votes		191	
C. Sue Robinson	REP	190	99.48%
Write-in Votes		1	0.52%

REP Mancelona Twp Trustee		REP Total	
Number of Precincts		1	
Precincts Reporting		1	100.0 %
Times Counted		284/2090	13.6 %
Total Votes		351	
William Conway	REP	68	19.37%
Hugh Howard	REP	13	3.70%
Robert Howes	REP	33	9.40%
Samuel Simmonds	REP	72	20.51%
Rod Vesey	REP	105	29.91%
Janice Young	REP	60	17.09%
Write-in Votes		0	0.00%

Election Summary Report
Antrim County, MI
2016 General Primary
Summary For Mancelona Township, Precinct 1, All Counters, All Races

Registered Voters 2090 - Cards Cast 284 13.59% Num. Report Precinct 1 - Num. Reporting 1 100.00%

REP Mancelona Twp Constable		REP Total	
Number of Precincts		1	
Precincts Reporting		1	100.0 %
Times Counted		284/2090	13.6 %
Total Votes		182	
Linden M. Bielecki	REP	181	99.45%
Write-in Votes		1	0.55%

REP Mancelona 1 Delegate	REP Total	
Number of Precincts	1	
Precincts Reporting	1	100.0 %
Times Counted	284/2090	13.6 %
Total Votes	19	
Write-in Votes	19	100.00%

DEM D1 Rep in Congress		DEM Total	
Number of Precincts		1	
Precincts Reporting		1	100.0 %
Times Counted		284/2090	13.6 %
Total Votes		51	
Jerry Cannon	DEM	28	54.90%
Lon Johnson	DEM	23	45.10%
Write-in Votes		0	0.00%

DEM D105 Representative		DEM Total	
Number of Precincts		1	
Precincts Reporting		1	100.0 %
Times Counted		284/2090	13.6 %
Total Votes		44	
Wyatt Knight	DEM	43	97.73%
Write-in Votes		1	2.27%

DEM Prosecuting Attorney		DEM Total	
Number of Precincts		1	
Precincts Reporting		1	100.0 %
Times Counted		284/2090	13.6 %
Total Votes		1	
Write-in Votes		1	100.00%

DEM County Sheriff		DEM Total	
Number of Precincts		1	
Precincts Reporting		1	100.0 %
Times Counted		284/2090	13.6 %
Total Votes		2	
Write-in Votes		2	100.00%

Election Summary Report
Antrim County, MI
2016 General Primary
Summary For Mancelona Township, Precinct 1, All Counters, All Races

Registered Voters 2090 - Cards Cast 284 13.59% Num. Report Precinct 1 - Num. Reporting 1 100.00%

DEM County Clerk	DEM Total	
Number of Precincts	1	
Precincts Reporting	1	100.0 %
Times Counted	284/2090	13.6 %
Total Votes	2	
Write-in Votes	2	100.00%

DEM County Treasurer	DEM Total	
Number of Precincts	1	
Precincts Reporting	1	100.0 %
Times Counted	284/2090	13.6 %
Total Votes	1	
Write-in Votes	1	100.00%

DEM Register of Deeds	DEM Total	
Number of Precincts	1	
Precincts Reporting	1	100.0 %
Times Counted	284/2090	13.6 %
Total Votes	2	
Write-in Votes	2	100.00%

DEM Drain Commissioner	DEM Total	
Number of Precincts	1	
Precincts Reporting	1	100.0 %
Times Counted	284/2090	13.6 %
Total Votes	2	
Write-in Votes	2	100.00%

DEM County Surveyor	DEM Total	
Number of Precincts	1	
Precincts Reporting	1	100.0 %
Times Counted	284/2090	13.6 %
Total Votes	2	
Write-in Votes	2	100.00%

DEM D8 Commissioner	DEM Total	
Number of Precincts	1	
Precincts Reporting	1	100.0 %
Times Counted	284/2090	13.6 %
Total Votes	39	
Michael Shanahan	DEM 38	97.44%
Write-in Votes	1	2.56%

Election Summary Report
Antrim County, MI
2016 General Primary
Summary For Mancelona Township, Precinct 1, All Counters, All Races

Registered Voters 2090 - Cards Cast 284 13.59% Num. Report Precinct 1 - Num. Reporting 1 100.00%

DEM D9 Commissioner	DEM Total	
Number of Precincts	1	
Precincts Reporting	1	100.0 %
Times Counted	0/0	
Total Votes	0	
Write-in Votes	0	N/A

DEM Mancelona Twp Supervisor	DEM Total	
Number of Precincts	1	
Precincts Reporting	1	100.0 %
Times Counted	284/2090	13.6 %
Total Votes	1	
Write-in Votes	1	100.00%

DEM Mancelona Twp Clerk	DEM Total	
Number of Precincts	1	
Precincts Reporting	1	100.0 %
Times Counted	284/2090	13.6 %
Total Votes	2	
Write-in Votes	2	100.00%

DEM Mancelona Twp Treasurer	DEM Total	
Number of Precincts	1	
Precincts Reporting	1	100.0 %
Times Counted	284/2090	13.6 %
Total Votes	2	
Write-in Votes	2	100.00%

DEM Mancelona Twp Trustee	DEM Total	
Number of Precincts	1	
Precincts Reporting	1	100.0 %
Times Counted	284/2090	13.6 %
Total Votes	37	
Joan Shanahan	DEM 35	94.59%
Write-in Votes	2	5.41%

DEM Mancelona Twp Constable	DEM Total	
Number of Precincts	1	
Precincts Reporting	1	100.0 %
Times Counted	284/2090	13.6 %
Total Votes	38	
Emory A. Howes	DEM 37	97.37%
Write-in Votes	1	2.63%

Election Summary Report
Antrim County, MI
2016 General Primary
Summary For Mancelona Township, Precinct 1, All Counters, All Races

Registered Voters 2090 - Cards Cast 284 13.59% Num. Report Precinct 1 - Num. Reporting 1 100.00%

DEM Mancelona 1 Delegate	DEM Total	
Number of Precincts	1	
Precincts Reporting	1	100.0 %
Times Counted	284/2090	13.6 %
Total Votes	0	
Write-in Votes	0	N/A

County Sep Tax Prop	Total	
Number of Precincts	1	
Precincts Reporting	1	100.0 %
Times Counted	284/2090	13.6 %
Total Votes	254	
YES	181	71.26%
NO	73	28.74%

County Cm Aging Prop	Total	
Number of Precincts	1	
Precincts Reporting	1	100.0 %
Times Counted	284/2090	13.6 %
Total Votes	259	
YES	204	78.76%
NO	55	21.24%

County Conserv Prop	Total	
Number of Precincts	1	
Precincts Reporting	1	100.0 %
Times Counted	284/2090	13.6 %
Total Votes	258	
YES	146	56.59%
NO	112	43.41%

County Recycle Prop	Total	
Number of Precincts	1	
Precincts Reporting	1	100.0 %
Times Counted	284/2090	13.6 %
Total Votes	261	
YES	145	55.56%
NO	116	44.44%

Election Summary Report
Antrim County, MI
2016 General Primary
Summary For Mancelona Township, Precinct 2, All Counters, All Races

Registered Voters 1270 - Cards Cast 199 15.67% Num. Report Precinct 1 - Num. Reporting 1 100.00%

REP D1 Rep in Congress		REP Total	
Number of Precincts		1	
Precincts Reporting		1	100.0 %
Times Counted		199/1270	15.7 %
Total Votes		146	
Jason Allen	REP	55	37.67%
Jack Bergman	REP	61	41.78%
Tom Casperson	REP	30	20.55%
Write-in Votes		0	0.00%

REP D105 Representative		REP Total	
Number of Precincts		1	
Precincts Reporting		1	100.0 %
Times Counted		199/1270	15.7 %
Total Votes		128	
Triston S. Cole	REP	126	98.44%
Write-in Votes		2	1.56%

REP Prosecuting Attorney		REP Total	
Number of Precincts		1	
Precincts Reporting		1	100.0 %
Times Counted		199/1270	15.7 %
Total Votes		127	
James L. Rossiter	REP	124	97.64%
Write-in Votes		3	2.36%

REP County Sheriff		REP Total	
Number of Precincts		1	
Precincts Reporting		1	100.0 %
Times Counted		199/1270	15.7 %
Total Votes		145	
Daniel S. Bean	REP	143	98.62%
Write-in Votes		2	1.38%

REP County Clerk		REP Total	
Number of Precincts		1	
Precincts Reporting		1	100.0 %
Times Counted		199/1270	15.7 %
Total Votes		132	
Sheryl Guy	REP	131	99.24%
Write-in Votes		1	0.76%

Election Summary Report
Antrim County, MI
2016 General Primary
Summary For Mancelona Township, Precinct 2, All Counters, All Races

Registered Voters 1270 - Cards Cast 199 15.67% Num. Report Precinct 1 - Num. Reporting 1 100.00%

REP County Treasurer		REP Total	
Number of Precincts		1	
Precincts Reporting		1	100.0 %
Times Counted		199/1270	15.7 %
Total Votes		130	
Sherry A. Comben	REP	129	99.23%
Write-in Votes		1	0.77%

REP Register of Deeds		REP Total	
Number of Precincts		1	
Precincts Reporting		1	100.0 %
Times Counted		199/1270	15.7 %
Total Votes		130	
Patty Niepoth	REP	129	99.23%
Write-in Votes		1	0.77%

REP Drain Commissioner		REP Total	
Number of Precincts		1	
Precincts Reporting		1	100.0 %
Times Counted		199/1270	15.7 %
Total Votes		128	
Mark Stone	REP	127	99.22%
Write-in Votes		1	0.78%

REP County Surveyor		REP Total	
Number of Precincts		1	
Precincts Reporting		1	100.0 %
Times Counted		199/1270	15.7 %
Total Votes		125	
Scott Papineau	REP	124	99.20%
Write-in Votes		1	0.80%

REP D8 Commissioner		REP Total	
Number of Precincts		1	
Precincts Reporting		1	100.0 %
Times Counted		0/3	0.0 %
Total Votes		0	
Ron Allen	REP	0	N/A
Scott Kruger	REP	0	N/A
Write-in Votes		0	N/A

Election Summary Report
Antrim County, MI
2016 General Primary
Summary For Mancelona Township, Precinct 2, All Counters, All Races

Registered Voters 1270 - Cards Cast 199 15.67% Num. Report Precinct 1 - Num. Reporting 1 100.00%

REP D9 Commissioner		REP Total	
Number of Precincts		1	
Precincts Reporting		1	100.0 %
Times Counted		199/1267	15.7 %
Total Votes		128	
Christian K. Marcus	REP	126	98.44%
Write-in Votes		2	1.56%

REP Mancelona Twp Supervisor		REP Total	
Number of Precincts		1	
Precincts Reporting		1	100.0 %
Times Counted		199/1270	15.7 %
Total Votes		130	
Roger D. Bergey	REP	21	16.15%
Chuck Johnson	REP	85	65.38%
Brandon M. Roy	REP	8	6.15%
Tim A. Young	REP	16	12.31%
Write-in Votes		0	0.00%

REP Mancelona Twp Clerk		REP Total	
Number of Precincts		1	
Precincts Reporting		1	100.0 %
Times Counted		199/1270	15.7 %
Total Votes		125	
Michael Biehl	REP	122	97.60%
Write-in Votes		3	2.40%

REP Mancelona Twp Treasurer		REP Total	
Number of Precincts		1	
Precincts Reporting		1	100.0 %
Times Counted		199/1270	15.7 %
Total Votes		134	
C. Sue Robinson	REP	134	100.00%
Write-in Votes		0	0.00%

REP Mancelona Twp Trustee		REP Total	
Number of Precincts		1	
Precincts Reporting		1	100.0 %
Times Counted		199/1270	15.7 %
Total Votes		229	
William Conway	REP	32	13.97%
Hugh Howard	REP	47	20.52%
Robert Howes	REP	27	11.79%
Samuel Simmonds	REP	38	16.59%
Rod Vesey	REP	39	17.03%
Janice Young	REP	46	20.09%
Write-in Votes		0	0.00%

Election Summary Report
Antrim County, MI
2016 General Primary
Summary For Mancelona Township, Precinct 2, All Counters, All Races

Registered Voters 1270 - Cards Cast 199 15.67% | Num. Report Precinct 1 - Num. Reporting 1 100.00%

REP Mancelona Twp Constable		REP Total	
Number of Precincts		1	
Precincts Reporting		1	100.0 %
Times Counted		199/1270	15.7 %
Total Votes		116	
Linden M. Bielecki	REP	115	99.14%
Write-in Votes		1	0.86%

REP Mancelona 2 Delegate		REP Total	
Number of Precincts		1	
Precincts Reporting		1	100.0 %
Times Counted		199/1270	15.7 %
Total Votes		116	
April Parkey	REP	112	96.55%
Write-in Votes		4	3.45%

DEM D1 Rep in Congress		DEM Total	
Number of Precincts		1	
Precincts Reporting		1	100.0 %
Times Counted		199/1270	15.7 %
Total Votes		44	
Jerry Cannon	DEM	16	36.36%
Lon Johnson	DEM	28	63.64%
Write-in Votes		0	0.00%

DEM D105 Representative		DEM Total	
Number of Precincts		1	
Precincts Reporting		1	100.0 %
Times Counted		199/1270	15.7 %
Total Votes		39	
Wyatt Knight	DEM	39	100.00%
Write-in Votes		0	0.00%

DEM Prosecuting Attorney		DEM Total	
Number of Precincts		1	
Precincts Reporting		1	100.0 %
Times Counted		199/1270	15.7 %
Total Votes		8	
Write-in Votes		8	100.00%

DEM County Sheriff		DEM Total	
Number of Precincts		1	
Precincts Reporting		1	100.0 %
Times Counted		199/1270	15.7 %
Total Votes		7	
Write-in Votes		7	100.00%

Election Summary Report
Antrim County, MI
2016 General Primary
Summary For Mancelona Township, Precinct 2, All Counters, All Races

Registered Voters 1270 - Cards Cast 199 15.67% Num. Report Precinct 1 - Num. Reporting 1 100.00%

DEM County Clerk	DEM Total	
Number of Precincts	1	
Precincts Reporting	1	100.0 %
Times Counted	199/1270	15.7 %
Total Votes	6	
Write-in Votes	6	100.00%

DEM County Treasurer	DEM Total	
Number of Precincts	1	
Precincts Reporting	1	100.0 %
Times Counted	199/1270	15.7 %
Total Votes	6	
Write-in Votes	6	100.00%

DEM Register of Deeds	DEM Total	
Number of Precincts	1	
Precincts Reporting	1	100.0 %
Times Counted	199/1270	15.7 %
Total Votes	7	
Write-in Votes	7	100.00%

DEM Drain Commissioner	DEM Total	
Number of Precincts	1	
Precincts Reporting	1	100.0 %
Times Counted	199/1270	15.7 %
Total Votes	7	
Write-in Votes	7	100.00%

DEM County Surveyor	DEM Total	
Number of Precincts	1	
Precincts Reporting	1	100.0 %
Times Counted	199/1270	15.7 %
Total Votes	7	
Write-in Votes	7	100.00%

DEM D8 Commissioner	DEM Total	
Number of Precincts	1	
Precincts Reporting	1	100.0 %
Times Counted	0/3	0.0 %
Total Votes	0	
Michael Shanahan (DEM)	0	N/A
Write-in Votes	0	N/A

Election Summary Report
Antrim County, MI
2016 General Primary
Summary For Mancelona Township, Precinct 2, All Counters, All Races

Registered Voters 1270 - Cards Cast 199 15.67% | Num. Report Precinct 1 - Num. Reporting 1 100.00%

DEM D9 Commissioner	DEM Total	
Number of Precincts	1	
Precincts Reporting	1	100.0 %
Times Counted	199/1267	15.7 %
Total Votes	7	
Write-in Votes	7	100.00%

DEM Mancelona Twp Supervisor	DEM Total	
Number of Precincts	1	
Precincts Reporting	1	100.0 %
Times Counted	199/1270	15.7 %
Total Votes	7	
Write-in Votes	7	100.00%

DEM Mancelona Twp Clerk	DEM Total	
Number of Precincts	1	
Precincts Reporting	1	100.0 %
Times Counted	199/1270	15.7 %
Total Votes	7	
Write-in Votes	7	100.00%

DEM Mancelona Twp Treasurer	DEM Total	
Number of Precincts	1	
Precincts Reporting	1	100.0 %
Times Counted	199/1270	15.7 %
Total Votes	6	
Write-in Votes	6	100.00%

DEM Mancelona Twp Trustee	DEM Total	
Number of Precincts	1	
Precincts Reporting	1	100.0 %
Times Counted	199/1270	15.7 %
Total Votes	37	
Joan Shanahan (DEM)	36	97.30%
Write-in Votes	1	2.70%

DEM Mancelona Twp Constable	DEM Total	
Number of Precincts	1	
Precincts Reporting	1	100.0 %
Times Counted	199/1270	15.7 %
Total Votes	31	
Emory A. Howes (DEM)	31	100.00%
Write-in Votes	0	0.00%

Election Summary Report
Antrim County, MI
2016 General Primary
Summary For Mancelona Township, Precinct 2, All Counters, All Races

Registered Voters 1270 - Cards Cast 199 15.67% Num. Report Precinct 1 - Num. Reporting 1 100.00%

DEM Mancelona 2 Delegate		DEM Total	
Number of Precincts		1	
Precincts Reporting		1	100.0 %
Times Counted		199/1270	15.7 %
Total Votes		63	
Jeanette Hayes	DEM	32	50.79%
Mike Hayes	DEM	31	49.21%
Write-in Votes		0	0.00%

County Sep Tax Prop	Total	
Number of Precincts	1	
Precincts Reporting	1	100.0 %
Times Counted	199/1270	15.7 %
Total Votes	186	
YES	132	70.97%
NO	54	29.03%

County Cm Aging Prop	Total	
Number of Precincts	1	
Precincts Reporting	1	100.0 %
Times Counted	199/1270	15.7 %
Total Votes	187	
YES	148	79.14%
NO	39	20.86%

County Conserv Prop	Total	
Number of Precincts	1	
Precincts Reporting	1	100.0 %
Times Counted	199/1270	15.7 %
Total Votes	188	
YES	110	58.51%
NO	78	41.49%

County Recycle Prop	Total	
Number of Precincts	1	
Precincts Reporting	1	100.0 %
Times Counted	199/1270	15.7 %
Total Votes	187	
YES	111	59.36%
NO	76	40.64%

Election Summary Report
Antrim County, MI
2016 General Primary
Summary For Milton Township, Precinct 1, All Counters, All Races

Registered Voters 2087 - Cards Cast 490 23.48% Num. Report Precinct 1 - Num. Reporting 1 100.00%

REP D1 Rep in Congress		REP Total	
Number of Precincts		1	
Precincts Reporting		1	100.0 %
Times Counted		490/2087	23.5 %
Total Votes		370	
Jason Allen	REP	106	28.65%
Jack Bergman	REP	187	50.54%
Tom Casperson	REP	77	20.81%
Write-in Votes		0	0.00%

REP D105 Representative		REP Total	
Number of Precincts		1	
Precincts Reporting		1	100.0 %
Times Counted		490/2087	23.5 %
Total Votes		316	
Triston S. Cole	REP	315	99.68%
Write-in Votes		1	0.32%

REP Prosecuting Attorney		REP Total	
Number of Precincts		1	
Precincts Reporting		1	100.0 %
Times Counted		490/2087	23.5 %
Total Votes		296	
James L. Rossiter	REP	296	100.00%
Write-in Votes		0	0.00%

REP County Sheriff		REP Total	
Number of Precincts		1	
Precincts Reporting		1	100.0 %
Times Counted		490/2087	23.5 %
Total Votes		310	
Daniel S. Bean	REP	308	99.35%
Write-in Votes		2	0.65%

REP County Clerk		REP Total	
Number of Precincts		1	
Preeincts Reporting		1	100.0 %
Tiines Counted		490/2087	23.5 %
Total Votes		294	
Sheryl Guy	REP	293	99.66%
Write-in Votes		1	0.34%

Election Summary Report
Antrim County, MI
2016 General Primary
Summary For Milton Township, Precinct 1, All Counters, All Races

Registered Voters 2087 - Cards Cast 490 23.48% Num. Report Precinct 1 - Num. Reporting 1 100.00%

REP County Treasurer		REP Total	
Number of Precincts		1	
Precincts Reporting		1	100.0 %
Times Counted		490/2087	23.5 %
Total Votes		289	
Sherry A. Comben	REP	288	99.65%
Write-in Votes		1	0.35%

REP Register of Deeds		REP Total	
Number of Precincts		1	
Precincts Reporting		1	100.0 %
Times Counted		490/2087	23.5 %
Total Votes		298	
Patty Niepoth	REP	297	99.66%
Write-in Votes		1	0.34%

REP Drain Commissioner		REP Total	
Number of Precincts		1	
Precincts Reporting		1	100.0 %
Times Counted		490/2087	23.5 %
Total Votes		291	
Mark Stone	REP	291	100.00%
Write-in Votes		0	0.00%

REP County Surveyor		REP Total	
Number of Precincts		1	
Precincts Reporting		1	100.0 %
Times Counted		490/2087	23.5 %
Total Votes		286	
Scott Papineau	REP	286	100.00%
Write-in Votes		0	0.00%

REP D3 Commissioner		REP Total	
Number of Precincts		1	
Precincts Reporting		1	100.0 %
Times Counted		490/2087	23.5 %
Total Votes		361	
Karen Bargy	REP	232	64.27%
Kim MacMaster	REP	129	35.73%
Write-in Votes		0	0.00%

Election Summary Report
Antrim County, MI
2016 General Primary
Summary For Milton Township, Precinct 1, All Counters, All Races

Registered Voters 2087 - Cards Cast 490 23.48% Num. Report Precinct 1 - Num. Reporting 1 100.00%

REP Milton Twp Supervisor		REP Total	
Number of Precincts		1	
Precincts Reporting		1	100.0 %
Times Counted		490/2087	23.5 %
Total Votes		298	
Lon Bargy	REP	295	98.99%
Write-in Votes		3	1.01%

REP Milton Twp Clerk		REP Total	
Number of Precincts		1	
Precincts Reporting		1	100.0 %
Times Counted		490/2087	23.5 %
Total Votes		297	
Sandra Ball	REP	294	98.99%
Write-in Votes		3	1.01%

REP Milton Twp Treasurer		REP Total	
Number of Precincts		1	
Precincts Reporting		1	100.0 %
Times Counted		490/2087	23.5 %
Total Votes		304	
Liz Atkinson	REP	303	99.67%
Write-in Votes		1	0.33%

REP Milton Twp Trustee		REP Total	
Number of Precincts		1	
Precincts Reporting		1	100.0 %
Times Counted		490/2087	23.5 %
Total Votes		502	
Thomas D. Cole	REP	260	51.79%
Brett A. Pharo	REP	242	48.21%
Write-in Votes		0	0.00%

REP Milton 1 Delegate		REP Total	
Number of Precincts		1	
Precincts Reporting		1	100.0 %
Times Counted		490/2087	23.5 %
Total Votes		1716	
Robert C. Bargy	REP	216	12.59%
Jeffrey Granger	REP	218	12.70%
Rebecca Granger	REP	209	12.18%
Richard S. Hoadley	REP	240	13.99%
Greg MacMaster	REP	211	12.30%
Kim MacMaster	REP	200	11.66%
Carol Perrin	REP	199	11.60%
Chris White	REP	223	13.00%
Write-in Votes		0	0.00%

Election Summary Report
Antrim County, MI
2016 General Primary
Summary For Milton Township, Precinct 1, All Counters, All Races

Registered Voters 2087 - Cards Cast 490 23.48% Num. Report Precinct 1 - Num. Reporting 1 100.00%

DEM D1 Rep in Congress		DEM Total	
Number of Precincts		1	
Precincts Reporting		1	100.0 %
Times Counted		490/2087	23.5 %
Total Votes		100	
Jerry Cannon	DEM	29	29.00%
Lon Johnson	DEM	71	71.00%
Write-in Votes		0	0.00%

DEM D105 Representative		DEM Total	
Number of Precincts		1	
Precincts Reporting		1	100.0 %
Times Counted		490/2087	23.5 %
Total Votes		85	
Wyatt Knight	DEM	84	98.82%
Write-in Votes		1	1.18%

DEM Prosecuting Attorney	DEM Total	
Number of Precincts	1	
Precincts Reporting	1	100.0 %
Times Counted	490/2087	23.5 %
Total Votes	2	
Write-in Votes	2	100.00%

DEM County Sheriff	DEM Total	
Number of Precincts	1	
Precincts Reporting	1	100.0 %
Times Counted	490/2087	23.5 %
Total Votes	2	
Write-in Votes	2	100.00%

DEM County Clerk	DEM Total	
Number of Precincts	1	
Precincts Reporting	1	100.0 %
Times Counted	490/2087	23.5 %
Total Votes	2	
Write-in Votes	2	100.00%

DEM County Treasurer	DEM Total	
Number of Precincts	1	
Precincts Reporting	1	100.0 %
Times Counted	490/2087	23.5 %
Total Votes	1	
Write-in Votes	1	100.00%

Registered Voters 2087 - Cards Cast 490 23.48% Num. Report Precinct 1 - Num. Reporting 1 100.00%

DEM Register of Deeds		DEM Total	
Number of Precincts		1	
Precincts Reporting		1	100.0 %
Times Counted		490/2087	23.5 %
Total Votes		1	
Write-in Votes		1	100.00%

DEM Drain Commissioner		DEM Total	
Number of Precincts		1	
Precincts Reporting		1	100.0 %
Times Counted		490/2087	23.5 %
Total Votes		1	
Write-in Votes		1	100.00%

DEM County Surveyor		DEM Total	
Number of Precincts		1	
Precincts Reporting		1	100.0 %
Times Counted		490/2087	23.5 %
Total Votes		1	
Write-in Votes		1	100.00%

DEM D3 Commissioner		DEM Total	
Number of Precincts		1	
Precincts Reporting		1	100.0 %
Times Counted		490/2087	23.5 %
Total Votes		78	
Kathleen Peterson	DEM	77	98.72%
Write-in Votes		1	1.28%

DEM Milton Twp Supervisor		DEM Total	
Number of Precincts		1	
Precincts Reporting		1	100.0 %
Times Counted		490/2087	23.5 %
Total Votes		1	
Write-in Votes		1	100.00%

DEM Milton Twp Clerk		DEM Total	
Number of Precincts		1	
Precincts Reporting		1	100.0 %
Times Counted		490/2087	23.5 %
Total Votes		1	
Write-in Votes		1	100.00%

Election Summary Report
Antrim County, MI
2016 General Primary
Summary For Milton Township, Precinct 1, All Counters, All Races

Registered Voters 2087 - Cards Cast 490 23.48% Num. Report Precinct 1 - Num. Reporting 1 100.00%

DEM Milton Twp Treasurer		DEM Total	
Number of Precincts		1	
Precincts Reporting		1	100.0 %
Times Counted		490/2087	23.5 %
Total Votes		1	
Write-in Votes		1	100.00%

DEM Milton Twp Trustee		DEM Total	
Number of Precincts		1	
Precincts Reporting		1	100.0 %
Times Counted		490/2087	23.5 %
Total Votes		2	
Write-in Votes		2	100.00%

DEM Milton 1 Delegate		DEM Total	
Number of Precincts		1	
Precincts Reporting		1	100.0 %
Times Counted		490/2087	23.5 %
Total Votes		243	
Karen M. Bradley	DEM	79	32.51%
Jim McKimmy	DEM	88	36.21%
Elaine M. Miller	DEM	76	31.28%
Write-in Votes		0	0.00%

County Sep Tax Prop	Total	
Number of Precincts	1	
Precincts Reporting	1	100.0 %
Times Counted	490/2087	23.5 %
Total Votes	443	
YES	297	67.04%
NO	146	32.96%

County Cm Aging Prop	Total	
Number of Precincts	1	
Precincts Reporting	1	100.0 %
Times Counted	490/2087	23.5 %
Total Votes	453	
YES	332	73.29%
NO	121	26.71%

Election Summary Report
Antrim County, MI
2016 General Primary
Summary For Milton Township, Precinct 1, All Counters, All Races

Registered Voters 2087 - Cards Cast 490 23.48% Num. Report Precinct 1 - Num. Reporting 1 100.00%

County Conserv Prop	Total	
Number of Precincts	1	
Precincts Reporting	1	100.0 %
Times Counted	490/2087	23.5 %
Total Votes	458	
YES	229	50.00%
NO	229	50.00%

County Recycle Prop	Total	
Number of Precincts	1	
Precincts Reporting	1	100.0 %
Times Counted	490/2087	23.5 %
Total Votes	457	
YES	258	56.46%
NO	199	43.54%

Election Summary Report
Antrim County, MI
2016 General Primary
Summary For Star Township, Precinct 1, All Counters, All Races

Registered Voters 755 - Cards Cast 274 36.29% Num. Report Precinct 1 - Num. Reporting 1 100.00%

REP D1 Rep in Congress		REP Total	
Number of Precincts		1	
Precincts Reporting		1	100.0 %
Times Counted		274/755	36.3 %
Total Votes		224	
Jason Allen	REP	93	41.52%
Jack Bergman	REP	86	38.39%
Tom Casperson	REP	44	19.64%
Write-in Votes		1	0.45%

REP D105 Representative		REP Total	
Number of Precincts		1	
Precincts Reporting		1	100.0 %
Times Counted		274/755	36.3 %
Total Votes		214	
Triston S. Cole	REP	212	99.07%
Write-in Votes		2	0.93%

REP Prosecuting Attorney		REP Total	
Number of Precincts		1	
Precincts Reporting		1	100.0 %
Times Counted		274/755	36.3 %
Total Votes		184	
James L. Rossiter	REP	182	98.91%
Write-in Votes		2	1.09%

REP County Sheriff		REP Total	
Number of Precincts		1	
Precincts Reporting		1	100.0 %
Times Counted		274/755	36.3 %
Total Votes		216	
Daniel S. Bean	REP	214	99.07%
Write-in Votes		2	0.93%

REP County Clerk		REP Total	
Number of Precincts		1	
Precincts Reporting		1	100.0 %
Times Counted		274/755	36.3 %
Total Votes		192	
Sheryl Guy	REP	192	100.00%
Write-in Votes		0	0.00%

Election Summary Report
Antrim County, MI
2016 General Primary
Summary For Star Township, Precinct 1, All Counters, All Races

Registered Voters 755 - Cards Cast 274 36.29% Num. Report Precinct 1 - Num. Reporting 1 100.00%

REP County Treasurer		REP Total	
Number of Precincts		1	
Precincts Reporting		1	100.0 %
Times Counted		274/755	36.3 %
Total Votes		194	
Sherry A. Comben	REP	193	99.48%
Write-in Votes		1	0.52%

REP Register of Deeds		REP Total	
Number of Precincts		1	
Precincts Reporting		1	100.0 %
Times Counted		274/755	36.3 %
Total Votes		191	
Patty Niepoth	REP	190	99.48%
Write-in Votes		1	0.52%

REP Drain Commissioner		REP Total	
Number of Precincts		1	
Precincts Reporting		1	100.0 %
Times Counted		274/755	36.3 %
Total Votes		180	
Mark Stone	REP	179	99.44%
Write-in Votes		1	0.56%

REP County Surveyor		REP Total	
Number of Precincts		1	
Precincts Reporting		1	100.0 %
Times Counted		274/755	36.3 %
Total Votes		183	
Scott Papineau	REP	182	99.45%
Write-in Votes		1	0.55%

REP D9 Commissioner		REP Total	
Number of Precincts		1	
Precincts Reporting		1	100.0 %
Times Counted		274/755	36.3 %
Total Votes		196	
Christian K. Marcus	REP	191	97.45%
Write-in Votes		5	2.55%

Election Summary Report
Antrim County, MI
2016 General Primary
Summary For Star Township, Precinct 1, All Counters, All Races

Registered Voters 755 - Cards Cast 274 36.29% Num. Report Precinct 1 - Num. Reporting 1 100.00%

REP Star Twp Supervisor		REP Total	
Number of Precincts		1	
Precincts Reporting		1	100.0 %
Times Counted		274/755	36.3 %
Total Votes		244	
Robert Marsh	REP	176	72.13%
Richard Steel	REP	68	27.87%
Write-in Votes		0	0.00%

REP Star Twp Clerk		REP Total	
Number of Precincts		1	
Precincts Reporting		1	100.0 %
Times Counted		274/755	36.3 %
Total Votes		207	
Marilyn Rypkowski	REP	207	100.00%
Write-in Votes		0	0.00%

REP Star Twp Treasurer		REP Total	
Number of Precincts		1	
Precincts Reporting		1	100.0 %
Times Counted		274/755	36.3 %
Total Votes		243	
Becky Beagle	REP	56	23.05%
Connie Cameron	REP	133	54.73%
Henry Steel	REP	53	21.81%
Write-in Votes		1	0.41%

REP Star Twp Trustee		REP Total	
Number of Precincts		1	
Precincts Reporting		1	100.0 %
Times Counted		274/755	36.3 %
Total Votes		371	
Tammi Fuller	REP	144	38.81%
James Marsh	REP	140	37.74%
David Nicholas	REP	87	23.45%
Write-in Votes		0	0.00%

REP Star 1 Delegate	REP Total	
Number of Precincts	1	
Precincts Reporting	1	100.0 %
Times Counted	274/755	36.3 %
Total Votes	4	
Write-in Votes	4	100.00%

Election Summary Report
Antrim County, MI
2016 General Primary
Summary For Star Township, Precinct 1, All Counters, All Races

Registered Voters 755 - Cards Cast 274 36.29% Num. Report Precinct 1 - Num. Reporting 1 100.00%

DEM D1 Rep in Congress		DEM Total	
Number of Precincts		1	
Precincts Reporting		1	100.0 %
Times Counted		274/755	36.3 %
Total Votes		24	
Jerry Cannon	DEM	9	37.50%
Lon Johnson	DEM	15	62.50%
Write-in Votes		0	0.00%

DEM D105 Representative		DEM Total	
Number of Precincts		1	
Precincts Reporting		1	100.0 %
Times Counted		274/755	36.3 %
Total Votes		23	
Wyatt Knight	DEM	23	100.00%
Write-in Votes		0	0.00%

DEM Prosecuting Attorney	DEM Total	
Number of Precincts	1	
Precincts Reporting	1	100.0 %
Times Counted	274/755	36.3 %
Total Votes	3	
Write-in Votes	3	100.00%

DEM County Sheriff	DEM Total	
Number of Precincts	1	
Precincts Reporting	1	100.0 %
Times Counted	274/755	36.3 %
Total Votes	3	
Write-in Votes	3	100.00%

DEM County Clerk	DEM Total	
Number of Precincts	1	
Precincts Reporting	1	100.0 %
Times Counted	274/755	36.3 %
Total Votes	3	
Write-in Votes	3	100.00%

DEM County Treasurer	DEM Total	
Number of Precincts	1	
Precincts Reporting	1	100.0 %
Times Counted	274/755	36.3 %
Total Votes	3	
Write-in Votes	3	100.00%

Election Summary Report
Antrim County, MI
2016 General Primary
Summary For Star Township, Precinct 1, All Counters, All Races

Registered Voters 755 - Cards Cast 274 36.29% Num. Report Precinct 1 - Num. Reporting 1 100.00%

DEM Register of Deeds	DEM Total	
Number of Precincts	1	
Precincts Reporting	1	100.0 %
Times Counted	274/755	36.3 %
Total Votes	3	
Write-in Votes	3	100.00%

DEM Drain Commissioner	DEM Total	
Number of Precincts	1	
Precincts Reporting	1	100.0 %
Times Counted	274/755	36.3 %
Total Votes	3	
Write-in Votes	3	100.00%

DEM County Surveyor	DEM Total	
Number of Precincts	1	
Precincts Reporting	1	100.0 %
Times Counted	274/755	36.3 %
Total Votes	3	
Write-in Votes	3	100.00%

DEM D9 Commissioner	DEM Total	
Number of Precincts	1	
Precincts Reporting	1	100.0 %
Times Counted	274/755	36.3 %
Total Votes	3	
Write-in Votes	3	100.00%

DEM Star Twp Supervisor		DEM Total	
Number of Precincts		1	
Precincts Reporting		1	100.0 %
Times Counted		274/755	36.3 %
Total Votes		18	
Robert White	DEM	18	100.00%
Write-in Votes		0	0.00%

DEM Star Twp Clerk	DEM Total	
Number of Precincts	1	
Precincts Reporting	1	100.0 %
Times Counted	274/755	36.3 %
Total Votes	2	
Write-in Votes	2	100.00%

Election Summary Report
Antrim County, MI
2016 General Primary
Summary For Star Township, Precinct 1, All Counters, All Races

Registered Voters 755 - Cards Cast 274 36.29% Num. Report Precinct 1 - Num. Reporting 1 100.00%

DEM Star Twp Treasurer	DEM Total	
Number of Precincts	1	
Precincts Reporting	1	100.0 %
Times Counted	274/755	36.3 %
Total Votes	2	
Write-in Votes	2	100.00%

DEM Star Twp Trustee	DEM Total	
Number of Precincts	1	
Precincts Reporting	1	100.0 %
Times Counted	274/755	36.3 %
Total Votes	2	
Write-in Votes	2	100.00%

DEM Star 1 Delegate	DEM Total	
Number of Precincts	1	
Precincts Reporting	1	100.0 %
Times Counted	274/755	36.3 %
Total Votes	2	
Write-in Votes	2	100.00%

County Sep Tax Prop	Total	
Number of Precincts	1	
Precincts Reporting	1	100.0 %
Times Counted	274/755	36.3 %
Total Votes	236	
YES	143	60.59%
NO	93	39.41%

County Cm Aging Prop	Total	
Number of Precincts	1	
Precincts Reporting	1	100.0 %
Times Counted	274/755	36.3 %
Total Votes	242	
YES	166	68.60%
NO	76	31.40%

County Conserv Prop	Total	
Number of Precincts	1	
Precincts Reporting	1	100.0 %
Times Counted	274/755	36.3 %
Total Votes	238	
YES	123	51.68%
NO	115	48.32%

Election Summary Report
Antrim County, MI
2016 General Primary
Summary For Star Township, Precinct 1, All Counters, All Races

Registered Voters 755 - Cards Cast 274 36.29% Num. Report Precinct 1 - Num. Reporting 1 100.00%

County Recycle Prop

	Total	
Number of Precincts	1	
Precincts Reporting	1	100.0 %
Times Counted	274/755	36.3 %
Total Votes	237	
YES	97	40.93%
NO	140	59.07%

Star Twp Road Prop

	Total	
Number of Precincts	1	
Precincts Reporting	1	100.0 %
Times Counted	274/755	36.3 %
Total Votes	252	
YES	177	70.24%
NO	75	29.76%

Star Fire Equip Prop

	Total	
Number of Precincts	1	
Precincts Reporting	1	100.0 %
Times Counted	274/755	36.3 %
Total Votes	252	
YES	190	75.40%
NO	62	24.60%

Star Fire Dept

	Total	
Number of Precincts	1	
Precincts Reporting	1	100.0 %
Times Counted	274/755	36.3 %
Total Votes	251	
YES	191	76.10%
NO	60	23.90%

Alba School Prop

	Total	
Number of Precincts	1	
Precincts Reporting	1	100.0 %
Times Counted	274/755	36.3 %
Total Votes	250	
YES	155	62.00%
NO	95	38.00%

Election Summary Report
Antrim County, MI
2016 General Primary
Summary For Torch Lake Township, Precinct 1, All Counters, All Races

Registered Voters 1113 - Cards Cast 339 30.46% Num. Report Precinct 1 - Num. Reporting 1 100.00%

REP D1 Rep in Congress		REP Total	
Number of Precincts		1	
Precincts Reporting		1	100.0 %
Times Counted		339/1113	30.5 %
Total Votes		236	
Jason Allen	REP	65	27.54%
Jack Bergman	REP	123	52.12%
Tom Casperson	REP	47	19.92%
Write-in Votes		1	0.42%

REP D105 Representative		REP Total	
Number of Precincts		1	
Precincts Reporting		1	100.0 %
Times Counted		339/1113	30.5 %
Total Votes		196	
Triston S. Cole	REP	195	99.49%
Write-in Votes		1	0.51%

REP Prosecuting Attorney		REP Total	
Number of Precincts		1	
Precincts Reporting		1	100.0 %
Times Counted		339/1113	30.5 %
Total Votes		202	
James L. Rossiter	REP	201	99.50%
Write-in Votes		1	0.50%

REP County Sheriff		REP Total	
Number of Precincts		1	
Precincts Reporting		1	100.0 %
Times Counted		339/1113	30.5 %
Total Votes		215	
Daniel S. Bean	REP	215	100.00%
Write-in Votes		0	0.00%

REP County Clerk		REP Total	
Number of Precincts		1	
Precincts Reporting		1	100.0 %
Times Counted		339/1113	30.5 %
Total Votes		204	
Sheryl Guy	REP	203	99.51%
Write-in Votes		1	0.49%

Election Summary Report
Antrim County, MI
2016 General Primary
Summary For Torch Lake Township, Precinct 1, All Counters, All Races

Registered Voters 1113 - Cards Cast 339 30.46% Num. Report Precinct 1 - Num. Reporting 1 100.00%

REP County Treasurer		REP Total	
Number of Precincts		1	
Precincts Reporting		1	100.0 %
Times Counted		339/1113	30.5 %
Total Votes		198	
Sherry A. Comben	REP	197	99.49%
Write-in Votes		1	0.51%

REP Register of Deeds		REP Total	
Number of Precincts		1	
Precincts Reporting		1	100.0 %
Times Counted		339/1113	30.5 %
Total Votes		199	
Patty Niepoth	REP	198	99.50%
Write-in Votes		1	0.50%

REP Drain Commissioner		REP Total	
Number of Precincts		1	
Precincts Reporting		1	100.0 %
Times Counted		339/1113	30.5 %
Total Votes		195	
Mark Stone	REP	194	99.49%
Write-in Votes		1	0.51%

REP County Surveyor		REP Total	
Number of Precincts		1	
Precincts Reporting		1	100.0 %
Times Counted		339/1113	30.5 %
Total Votes		194	
Scott Papineau	REP	193	99.48%
Write-in Votes		1	0.52%

REP D1 Commissioner		REP Total	
Number of Precincts		1	
Precincts Reporting		1	100.0 %
Times Counted		254/840	30.2 %
Total Votes		160	
David L. Heeres	REP	61	38.13%
Marvin Rubingh	REP	98	61.25%
Write-in Votes		1	0.63%

Election Summary Report
Antrim County, MI
2016 General Primary
Summary For Torch Lake Township, Precinct 1, All Counters, All Races

Registered Voters 1113 - Cards Cast 339 30.46% Num. Report Precinct 1 - Num. Reporting 1 100.00%

REP D3 Commissioner		REP Total	
Number of Precincts		1	
Precincts Reporting		1	100.0 %
Times Counted		85/273	31.1 %
Total Votes		63	
Karen Bargy	REP	41	65.08%
Kim MacMaster	REP	22	34.92%
Write-in Votes		0	0.00%

REP Torch Lk Twp Supervisor		REP Total	
Number of Precincts		1	
Precincts Reporting		1	100.0 %
Times Counted		339/1113	30.5 %
Total Votes		243	
Dieter Amos	REP	76	31.28%
Alan A. Martel	REP	166	68.31%
Write-in Votes		1	0.41%

REP Torch Lk Twp Clerk		REP Total	
Number of Precincts		1	
Precincts Reporting		1	100.0 %
Times Counted		339/1113	30.5 %
Total Votes		214	
Kathy Windiate	REP	213	99.53%
Write-in Votes		1	0.47%

REP Torch Lk Twp Treasurer		REP Total	
Number of Precincts		1	
Precincts Reporting		1	100.0 %
Times Counted		339/1113	30.5 %
Total Votes		210	
Sharon Schultz	REP	208	99.05%
Write-in Votes		2	0.95%

REP Torch Lk Twp Trustee		REP Total	
Number of Precincts		1	
Precincts Reporting		1	100.0 %
Times Counted		339/1113	30.5 %
Total Votes		363	
Charles Goossen	REP	95	26.17%
William T. Petersen	REP	124	34.16%
Mary Schoenherr	REP	142	39.12%
Write-in Votes		2	0.55%

Election Summary Report
Antrim County, MI
2016 General Primary
Summary For Torch Lake Township, Precinct 1, All Counters, All Races

Registered Voters 1113 - Cards Cast 339 30.46% Num. Report Precinct 1 - Num. Reporting 1 100.00%

REP Torch Lake Twp Constable		REP Total	
Number of Precincts		1	
Precincts Reporting		1	100.0 %
Times Counted		339/1113	30.5 %
Total Votes		4	
Write-in Votes		4	100.00%

REP Torch Lk 1 Delegate		REP Total	
Number of Precincts		1	
Precincts Reporting		1	100.0 %
Times Counted		339/1113	30.5 %
Total Votes		426	
Randy Bishop	REP	131	30.75%
Victoria Bishop	REP	135	31.69%
Tom Stillings	REP	146	34.27%
Write-in Votes		14	3.29%

DEM D1 Rep in Congress		DEM Total	
Number of Precincts		1	
Precincts Reporting		1	100.0 %
Times Counted		339/1113	30.5 %
Total Votes		72	
Jerry Cannon	DEM	10	13.89%
Lon Johnson	DEM	62	86.11%
Write-in Votes		0	0.00%

DEM D105 Representative		DEM Total	
Number of Precincts		1	
Precincts Reporting		1	100.0 %
Times Counted		339/1113	30.5 %
Total Votes		58	
Wyatt Knight	DEM	58	100.00%
Write-in Votes		0	0.00%

DEM Prosecuting Attorney		DEM Total	
Number of Precincts		1	
Precincts Reporting		1	100.0 %
Times Counted		339/1113	30.5 %
Total Votes		5	
Write-in Votes		5	100.00%

Election Summary Report
Antrim County, MI
2016 General Primary
Summary For Torch Lake Township, Precinct 1, All Counters, All Races

Registered Voters 1113 - Cards Cast 339 30.46% Num. Report Precinct 1 - Num. Reporting 1 100.00%

DEM County Sheriff	DEM Total	
Number of Precincts	1	
Precincts Reporting	1	100.0 %
Times Counted	339/1113	30.5 %
Total Votes	5	
Write-in Votes	5	100.00%

DEM County Clerk	DEM Total	
Number of Precincts	1	
Precincts Reporting	1	100.0 %
Times Counted	339/1113	30.5 %
Total Votes	5	
Write-in Votes	5	100.00%

DEM County Treasurer	DEM Total	
Number of Precincts	1	
Precincts Reporting	1	100.0 %
Times Counted	339/1113	30.5 %
Total Votes	4	
Write-in Votes	4	100.00%

DEM Register of Deeds	DEM Total	
Number of Precincts	1	
Precincts Reporting	1	100.0 %
Times Counted	339/1113	30.5 %
Total Votes	3	
Write-in Votes	3	100.00%

DEM Drain Commissioner	DEM Total	
Number of Precincts	1	
Precincts Reporting	1	100.0 %
Times Counted	339/1113	30.5 %
Total Votes	3	
Write-in Votes	3	100.00%

DEM County Surveyor	DEM Total	
Number of Precincts	1	
Precincts Reporting	1	100.0 %
Times Counted	339/1113	30.5 %
Total Votes	3	
Write-in Votes	3	100.00%

Election Summary Report
Antrim County, MI
2016 General Primary
Summary For Torch Lake Township, Precinct 1, All Counters, All Races

Registered Voters 1113 - Cards Cast 339 30.46% Num. Report Precinct 1 - Num. Reporting 1 100.00%

DEM D1 Commissioner		DEM Total	
Number of Precincts		1	
Precincts Reporting		1	100.0 %
Times Counted		254/840	30.2 %
Total Votes		3	
Write-in Votes		3	100.00%

DEM D3 Commissioner		DEM Total	
Number of Precincts		1	
Precincts Reporting		1	100.0 %
Times Counted		85/273	31.1 %
Total Votes		15	
Kathleen Peterson	DEM	15	100.00%
Write-in Votes		0	0.00%

DEM Torch Lk Twp Supervisor		DEM Total	
Number of Precincts		1	
Precincts Reporting		1	100.0 %
Times Counted		339/1113	30.5 %
Total Votes		0	
Write-in Votes		0	N/A

DEM Torch Lk Twp Clerk		DEM Total	
Number of Precincts		1	
Precincts Reporting		1	100.0 %
Times Counted		339/1113	30.5 %
Total Votes		1	
Write-in Votes		1	100.00%

DEM Torch Lk Twp Treasurer		DEM Total	
Number of Precincts		1	
Precincts Reporting		1	100.0 %
Times Counted		339/1113	30.5 %
Total Votes		1	
Write-in Votes		1	100.00%

DEM Torch Lk Twp Trustee		DEM Total	
Number of Precincts		1	
Precincts Reporting		1	100.0 %
Times Counted		339/1113	30.5 %
Total Votes		42	
Jerry J. Kulka	DEM	42	100.00%
Write-in Votes		0	0.00%

Election Summary Report
Antrim County, MI
2016 General Primary
Summary For Torch Lake Township, Precinct 1, All Counters, All Races

Registered Voters 1113 - Cards Cast 339 30.46% Num. Report Precinct 1 - Num. Reporting 1 100.00%

DEM Torch Lake Twp Constable	DEM Total	
Number of Precincts	1	
Precincts Reporting	1	100.0 %
Times Counted	339/1113	30.5 %
Total Votes	1	
Write-in Votes	1	100.00%

DEM Torch Lk 1 Delegate	DEM Total	
Number of Precincts	1	
Precincts Reporting	1	100.0 %
Times Counted	339/1113	30.5 %
Total Votes	1	
Write-in Votes	1	100.00%

County Sep Tax Prop	Total	
Number of Precincts	1	
Precincts Reporting	1	100.0 %
Times Counted	339/1113	30.5 %
Total Votes	301	
YES	226	75.08%
NO	75	24.92%

County Cm Aging Prop	Total	
Number of Precincts	1	
Precincts Reporting	1	100.0 %
Times Counted	339/1113	30.5 %
Total Votes	315	
YES	246	78.10%
NO	69	21.90%

County Conserv Prop	Total	
Number of Precincts	1	
Precincts Reporting	1	100.0 %
Times Counted	339/1113	30.5 %
Total Votes	315	
YES	201	63.81%
NO	114	36.19%

County Recycle Prop	Total	
Number of Precincts	1	
Precincts Reporting	1	100.0 %
Times Counted	339/1113	30.5 %
Total Votes	315	
YES	200	63.49%
NO	115	36.51%

Election Summary Report
Antrim County, MI
2016 General Primary
Summary For Torch Lake Township, Precinct 1, All Counters, All Races

Registered Voters 1113 - Cards Cast 339 30.46% Num. Report Precinct 1 - Num. Reporting 1 100.00%

Torch Lk T Road Prop	Total	
Number of Precincts	1	
Precincts Reporting	1	100.0 %
Times Counted	339/1113	30.5 %
Total Votes	282	
YES	206	73.05%
NO	76	26.95%

Election Summary Report
Antrim County, MI
2016 General Primary
Summary For Warner Township, Precinct 1, All Counters, All Races

Registered Voters 264 - Cards Cast 75 28.41%

Num. Report Precinct 1 - Num. Reporting 1 100.00%

REP D1 Rep in Congress		REP Total	
Number of Precincts		1	
Precincts Reporting		1	100.0 %
Times Counted		75/264	28.4 %
Total Votes		59	
Jason Allen	REP	32	54.24%
Jack Bergman	REP	20	33.90%
Tom Casperson	REP	7	11.86%
Write-in Votes		0	0.00%

REP D105 Representative		REP Total	
Number of Precincts		1	
Precincts Reporting		1	100.0 %
Times Counted		75/264	28.4 %
Total Votes		55	
Triston S. Cole	REP	54	98.18%
Write-in Votes		1	1.82%

REP Prosecuting Attorney		REP Total	
Number of Precincts		1	
Precincts Reporting		1	100.0 %
Times Counted		75/264	28.4 %
Total Votes		49	
James L. Rossiter	REP	47	95.92%
Write-in Votes		2	4.08%

REP County Sheriff		REP Total	
Number of Precincts		1	
Precincts Reporting		1	100.0 %
Times Counted		75/264	28.4 %
Total Votes		57	
Daniel S. Bean	REP	54	94.74%
Write-in Votes		3	5.26%

REP County Clerk		REP Total	
Number of Precincts		1	
Precincts Reporting		1	100.0 %
Times Counted		75/264	28.4 %
Total Votes		50	
Sheryl Guy	REP	45	90.00%
Write-in Votes		5	10.00%

Election Summary Report
Antrim County, MI
2016 General Primary
Summary For Warner Township, Precinct 1, All Counters, All Races

Registered Voters 264 - Cards Cast 75 28.41% Num. Report Precinct 1 - Num. Reporting 1 100.00%

REP County Treasurer		REP Total	
Number of Precincts		1	
Precincts Reporting		1	100.0 %
Times Counted		75/264	28.4 %
Total Votes		50	
Sherry A. Comben	REP	48	96.00%
Write-in Votes		2	4.00%

REP Register of Deeds		REP Total	
Number of Precincts		1	
Precincts Reporting		1	100.0 %
Times Counted		75/264	28.4 %
Total Votes		51	
Patty Niepoth	REP	49	96.08%
Write-in Votes		2	3.92%

REP Drain Commissioner		REP Total	
Number of Precincts		1	
Precincts Reporting		1	100.0 %
Times Counted		75/264	28.4 %
Total Votes		49	
Mark Stone	REP	47	95.92%
Write-in Votes		2	4.08%

REP County Surveyor		REP Total	
Number of Precincts		1	
Precincts Reporting		1	100.0 %
Times Counted		75/264	28.4 %
Total Votes		49	
Scott Papineau	REP	47	95.92%
Write-in Votes		2	4.08%

REP D7 Commissioner		REP Total	
Number of Precincts		1	
Precincts Reporting		1	100.0 %
Times Counted		75/264	28.4 %
Total Votes		57	
Dawn LaVanway	REP	28	49.12%
James B. Peters	REP	27	47.37%
Write-in Votes		2	3.51%

Election Summary Report
Antrim County, MI
2016 General Primary
Summary For Warner Township, Precinct 1, All Counters, All Races

Registered Voters 264 - Cards Cast 75 28.41% Num. Report Precinct 1 - Num. Reporting 1 100.00%

REP Warner Twp Supervisor		REP Total	
Number of Precincts		1	
Precincts Reporting		1	100.0 %
Times Counted		75/264	28.4 %
Total Votes		67	
Martin Franckowiak	REP	41	61.19%
Brian Skop	REP	24	35.82%
Write-in Votes		2	2.99%

REP Warner Twp Clerk		REP Total	
Number of Precincts		1	
Precincts Reporting		1	100.0 %
Times Counted		75/264	28.4 %
Total Votes		28	
Write-in Votes		28	100.00%

REP Warner Twp Treasurer		REP Total	
Number of Precincts		1	
Precincts Reporting		1	100.0 %
Times Counted		75/264	28.4 %
Total Votes		55	
Lori A. Herman	REP	53	96.36%
Write-in Votes		2	3.64%

REP Warner Twp Trustee		REP Total	
Number of Precincts		1	
Precincts Reporting		1	100.0 %
Times Counted		75/264	28.4 %
Total Votes		100	
Linda Franckowiak	REP	42	42.00%
Robert K. Herman	REP	30	30.00%
Sally Skop	REP	26	26.00%
Write-in Votes		2	2.00%

REP Warner 1 Delegate		REP Total	
Number of Precincts		1	
Precincts Reporting		1	100.0 %
Times Counted		75/264	28.4 %
Total Votes		9	
Write-in Votes		9	100.00%

Election Summary Report
Antrim County, MI
2016 General Primary
Summary For Warner Township, Precinct 1, All Counters, All Races

Registered Voters 264 - Cards Cast 75 28.41% Num. Report Precinct 1 - Num. Reporting 1 100.00%

DEM D1 Rep in Congress		DEM Total	
Number of Precincts		1	
Precincts Reporting		1	100.0 %
Times Counted		75/264	28.4 %
Total Votes		4	
Jerry Cannon	DEM	0	0.00%
Lon Johnson	DEM	4	100.00%
Write-in Votes		0	0.00%

DEM D105 Representative		DEM Total	
Number of Precincts		1	
Precincts Reporting		1	100.0 %
Times Counted		75/264	28.4 %
Total Votes		3	
Wyatt Knight	DEM	3	100.00%
Write-in Votes		0	0.00%

DEM Prosecuting Attorney	DEM Total	
Number of Precincts	1	
Precincts Reporting	1	100.0 %
Times Counted	75/264	28.4 %
Total Votes	1	
Write-in Votes	1	100.00%

DEM County Sheriff	DEM Total	
Number of Precincts	1	
Precincts Reporting	1	100.0 %
Times Counted	75/264	28.4 %
Total Votes	1	
Write-in Votes	1	100.00%

DEM County Clerk	DEM Total	
Number of Precincts	1	
Precincts Reporting	1	100.0 %
Times Counted	75/264	28.4 %
Total Votes	1	
Write-in Votes	1	100.00%

DEM County Treasurer	DEM Total	
Number of Precincts	1	
Precincts Reporting	1	100.0 %
Times Counted	75/264	28.4 %
Total Votes	1	
Write-in Votes	1	100.00%

Election Summary Report
Antrim County, MI
2016 General Primary
Summary For Warner Township, Precinct 1, All Counters, All Races

Registered Voters 264 - Cards Cast 75 28.41% Num. Report Precinct 1 - Num. Reporting 1 100.00%

DEM Register of Deeds		DEM Total	
Number of Precincts		1	
Precincts Reporting		1	100.0 %
Times Counted		75/264	28.4 %
Total Votes		1	
Write-in Votes		1	100.00%

DEM Drain Commissioner		DEM Total	
Number of Precincts		1	
Precincts Reporting		1	100.0 %
Times Counted		75/264	28.4 %
Total Votes		1	
Write-in Votes		1	100.00%

DEM County Surveyor		DEM Total	
Number of Precincts		1	
Precincts Reporting		1	100.0 %
Times Counted		75/264	28.4 %
Total Votes		1	
Write-in Votes		1	100.00%

DEM D7 Commissioner		DEM Total	
Number of Precincts		1	
Precincts Reporting		1	100.0 %
Times Counted		75/264	28.4 %
Total Votes		4	
Todd J. Derenzy	DEM	3	75.00%
Write-in Votes		1	25.00%

DEM Warner Twp Supervisor		DEM Total	
Number of Precincts		1	
Precincts Reporting		1	100.0 %
Times Counted		75/264	28.4 %
Total Votes		1	
Write-in Votes		1	100.00%

DEM Warner Twp Clerk		DEM Total	
Number of Precincts		1	
Precincts Reporting		1	100.0 %
Times Counted		75/264	28.4 %
Total Votes		1	
Write-in Votes		1	100.00%

Election Summary Report
Antrim County, MI
2016 General Primary
Summary For Warner Township, Precinct 1, All Counters, All Races

Registered Voters 264 - Cards Cast 75 28.41% Num. Report Precinct 1 - Num. Reporting 1 100.00%

DEM Warner Twp Treasurer	DEM Total	
Number of Precincts	1	
Precincts Reporting	1	100.0 %
Times Counted	75/264	28.4 %
Total Votes	1	
Write-in Votes	1	100.00%

DEM Warner Twp Trustee	DEM Total	
Number of Precincts	1	
Precincts Reporting	1	100.0 %
Times Counted	75/264	28.4 %
Total Votes	1	
Write-in Votes	1	100.00%

DEM Warner 1 Delegate	DEM Total	
Number of Precincts	1	
Precincts Reporting	1	100.0 %
Times Counted	75/264	28.4 %
Total Votes	1	
Write-in Votes	1	100.00%

County Sep Tax Prop	Total	
Number of Precincts	1	
Precincts Reporting	1	100.0 %
Times Counted	75/264	28.4 %
Total Votes	59	
YES	24	40.68%
NO	35	59.32%

County Cm Aging Prop	Total	
Number of Precincts	1	
Precincts Reporting	1	100.0 %
Times Counted	75/264	28.4 %
Total Votes	64	
YES	33	51.56%
NO	31	48.44%

County Conserv Prop	Total	
Number of Precincts	1	
Precincts Reporting	1	100.0 %
Times Counted	75/264	28.4 %
Total Votes	60	
YES	19	31.67%
NO	41	68.33%

Election Summary Report
Antrim County, MI
2016 General Primary
Summary For Warner Township, Precinct 1, All Counters, All Races

Registered Voters 264 - Cards Cast 75 28.41% Num. Report Precinct 1 - Num. Reporting 1 100.00%

County Recycle Prop

	Total	
Number of Precincts	1	
Precincts Reporting	1	100.0 %
Times Counted	75/264	28.4 %
Total Votes	63	
YES	20	31.75%
NO	43	68.25%

Warner Fire Aut Prop

	Total	
Number of Precincts	1	
Precincts Reporting	1	100.0 %
Times Counted	75/264	28.4 %
Total Votes	65	
YES	45	69.23%
NO	20	30.77%

Alba School Prop

	Total	
Number of Precincts	1	
Precincts Reporting	1	100.0 %
Times Counted	2/25	8.0 %
Total Votes	2	
YES	0	0.00%
NO	2	100.00%

Statement of Votes Cast
Arenac County, MI
2016 General Primary
SOVC For Jurisdiction Wide, All Counters, All Races

	TURN OUT			REP D5 Rep in Congress						
	Reg. Voters	Cards Cast	% Turnout	Reg. Voters	Times Counted	Total Votes	Al Hardwick (REP)		Write-In Votes	
Jurisdiction Wide										
City of AuGres, Ward 1, Precinct 1	746	136	18.23%	746	136	51	51	100.00%	0	0.00%
City of Omer, Precinct 1	210	39	18.57%	210	39	11	11	100.00%	0	0.00%
City of Standish, Precinct 1	300	36	12.00%	300	36	15	15	100.00%	0	0.00%
City of Standish, Precinct 2	391	63	16.11%	391	63	32	32	100.00%	0	0.00%
City of Standish, Precinct 3	301	64	21.26%	301	64	37	37	100.00%	0	0.00%
Adams Township, Precinct 1	363	89	24.52%	363	89	39	39	100.00%	0	0.00%
Arenac Township, Precinct 1	718	133	18.52%	718	133	38	38	100.00%	0	0.00%
Au Gres Township, Precinct 1	818	208	25.43%	818	208	79	78	98.73%	1	1.27%
Clayton Township, Precinct 1	774	108	13.95%	774	108	52	52	100.00%	0	0.00%
Deep River Township, Precinct 1	1699	246	14.48%	1699	246	105	104	99.05%	1	0.95%
Lincoln Township, Precinct 1	682	116	17.01%	682	116	45	45	100.00%	0	0.00%
Mason Township, Precinct 1	573	97	16.93%	573	97	37	37	100.00%	0	0.00%
Moffatt Township, Precinct 1	969	253	26.11%	969	253	139	139	100.00%	0	0.00%
Sims Township, Precinct 1	898	214	23.83%	898	214	109	109	100.00%	0	0.00%
Standish Township, Precinct 1	1320	237	17.95%	1320	237	75	75	100.00%	0	0.00%
Turner Township, Precinct 1	433	70	16.17%	433	70	40	40	100.00%	0	0.00%
Whitney Township, Precinct 1	826	259	31.36%	826	259	118	118	100.00%	0	0.00%
Total	12021	2368	19.70%	12021	2368	1022	1020	99.80%	2	0.20%

2369

Poll Book Lists 215 voters, Tabulator lists 214 Ballots Tabulated, Remarks only Note "one off". Total voters cast ballots is one more than tabulated.

Becky R Rockwell
Arenac Co. Clerk
8-11-16

Statement of Votes Cast
Arenac County, MI
2016 General Primary
SOVC For Jurisdiction Wide, All Counters, All Races

	REP D97 Representative											
	Reg. Voters	Times Counted	Total Votes	George Gilmore (REP)		Brian Johnson (REP)		Jacob Link (REP)		Jason Wentworth (REP)	
Jurisdiction Wide											
City of AuGres, Ward 1, Precinct 1	746	136	72	7	9.72%	5	6.94%	21	29.17%	32	44.44%
City of Omer, Precinct 1	210	39	14	1	7.14%	1	7.14%	7	50.00%	2	14.29%
City of Standish, Precinct 1	300	36	20	0	0.00%	1	5.00%	11	55.00%	7	35.00%
City of Standish, Precinct 2	391	63	38	1	2.63%	0	0.00%	29	76.32%	6	15.79%
City of Standish, Precinct 3	301	64	48	0	0.00%	0	0.00%	37	77.08%	7	14.58%
Adams Township, Precinct 1	363	89	58	7	12.07%	5	8.62%	40	68.97%	5	8.62%
Arenac Township, Precinct 1	718	133	50	5	10.00%	1	2.00%	26	52.00%	13	26.00%
Au Gres Township, Precinct 1	818	208	86	9	10.47%	7	8.14%	29	33.72%	35	40.70%
Clayton Township, Precinct 1	774	108	64	2	3.13%	3	4.69%	32	50.00%	21	32.81%
Deep River Township, Precinct 1	1699	246	135	13	9.63%	3	2.22%	80	59.26%	34	25.19%
Lincoln Township, Precinct 1	682	116	60	2	3.33%	1	1.67%	44	73.33%	11	18.33%
Mason Township, Precinct 1	573	97	48	4	8.33%	5	10.42%	12	25.00%	24	50.00%
Moffatt Township, Precinct 1	969	253	154	22	14.29%	13	8.44%	43	27.92%	63	40.91%
Sims Township, Precinct 1	898	214	120	15	12.50%	2	1.67%	45	37.50%	52	43.33%
Standish Township, Precinct 1	1320	237	97	7	7.22%	4	4.12%	56	57.73%	27	27.84%
Turner Township, Precinct 1	433	70	49	9	18.37%	6	12.24%	12	24.49%	20	40.82%
Whitney Township, Precinct 1	826	259	131	12	9.16%	13	9.92%	43	32.82%	59	45.04%
Total	12021	2368	1244	116	9.32%	70	5.63%	567	45.58%	418	33.60%

Statement of Votes Cast
Arenac County, MI
2016 General Primary
SOVC For Jurisdiction Wide, All Counters, All Races

	REP D97 Representative				REP Prosecuting Attorney				
	Thomas L. Winarski (REP)		Write-In Votes		Reg. Voters	Times Counted	Total Votes	Write-In Votes	
Jurisdiction Wide									
City of AuGres, Ward 1, Precinct 1	7	9.72%	0	0.00%	746	136	2	2	100.00%
City of Omer, Precinct 1	3	21.43%	0	0.00%	210	39	0	0	-
City of Standish, Precinct 1	1	5.00%	0	0.00%	300	36	0	0	-
City of Standish, Precinct 2	2	5.26%	0	0.00%	391	63	7	7	100.00%
City of Standish, Precinct 3	4	8.33%	0	0.00%	301	64	4	4	100.00%
Adams Township, Precinct 1	1	1.72%	0	0.00%	363	89	2	2	100.00%
Arenac Township, Precinct 1	5	10.00%	0	0.00%	718	133	3	3	100.00%
Au Gres Township, Precinct 1	5	5.81%	1	1.16%	818	208	2	2	100.00%
Clayton Township, Precinct 1	6	9.38%	0	0.00%	774	108	2	2	100.00%
Deep River Township, Precinct 1	4	2.96%	1	0.74%	1699	246	6	6	100.00%
Lincoln Township, Precinct 1	2	3.33%	0	0.00%	682	116	1	1	100.00%
Mason Township, Precinct 1	3	6.25%	0	0.00%	573	97	6	6	100.00%
Moffatt Township, Precinct 1	13	8.44%	0	0.00%	969	253	14	14	100.00%
Sims Township, Precinct 1	6	5.00%	0	0.00%	898	214	4	4	100.00%
Standish Township, Precinct 1	2	2.06%	1	1.03%	1320	237	7	7	100.00%
Turner Township, Precinct 1	2	4.08%	0	0.00%	433	70	2	2	100.00%
Whitney Township, Precinct 1	4	3.05%	0	0.00%	826	259	6	6	100.00%
Total	70	5.63%	3	0.24%	12021	2368	68	68	100.00%

Statement of Votes Cast
Arenac County, MI
2016 General Primary
SOVC For Jurisdiction Wide, All Counters, All Races

	REP Whitney 1 Delegate					DEM D5 Rep in Congress						
	Reg. Voters	Times Counted	Total Votes	Write-In Votes		Reg. Voters	Times Counted	Total Votes	Daniel T. Kildee (DEM)		Write-In Votes	
Jurisdiction Wide												
City of AuGres, Ward 1, Precinct 1	-	-	-	-	-	746	136	41	41	100.00%	0	0.00%
City of Omer, Precinct 1	-	-	-	-	-	210	39	20	20	100.00%	0	0.00%
City of Standish, Precinct 1	-	-	-	-	-	300	36	11	11	100.00%	0	0.00%
City of Standish, Precinct 2	-	-	-	-	-	391	63	22	21	95.45%	1	4.55%
City of Standish, Precinct 3	-	-	-	-	-	301	64	9	9	100.00%	0	0.00%
Adams Township, Precinct 1	-	-	-	-	-	363	89	16	16	100.00%	0	0.00%
Arenac Township, Precinct 1	-	-	-	-	-	718	133	47	46	97.87%	1	2.13%
Au Gres Township, Precinct 1	-	-	-	-	-	818	208	66	66	100.00%	0	0.00%
Clayton Township, Precinct 1	-	-	-	-	-	774	108	31	31	100.00%	0	0.00%
Deep River Township, Precinct 1	-	-	-	-	-	1699	246	96	96	100.00%	0	0.00%
Lincoln Township, Precinct 1	-	-	-	-	-	682	116	46	46	100.00%	0	0.00%
Mason Township, Precinct 1	-	-	-	-	-	573	97	27	27	100.00%	0	0.00%
Moffatt Township, Precinct 1	-	-	-	-	-	969	253	62	62	100.00%	0	0.00%
Sims Township, Precinct 1	-	-	-	-	-	898	214	56	56	100.00%	0	0.00%
Standish Township, Precinct 1	-	-	-	-	-	1320	237	108	108	100.00%	0	0.00%
Turner Township, Precinct 1	-	-	-	-	-	433	70	10	10	100.00%	0	0.00%
Whitney Township, Precinct 1	826	259	4	4	100.00%	826	259	67	67	100.00%	0	0.00%
Total	826	259	4	4	100.00%	12021	2368	735	733	99.73%	2	0.27%

Statement of Votes Cast
Arenac County, MI
2016 General Primary
SOVC For Jurisdiction Wide, All Counters, All Races

	DEM D97 Representative								
	Reg. Voters	Times Counted	Total Votes	Robert C. Corbett (DEM)		Robert Townsend (DEM)		Write-In Votes	
Jurisdiction Wide									
City of AuGres, Ward 1, Precinct 1	746	136	38	20	52.63%	18	47.37%	0	0.00%
City of Omer, Precinct 1	210	39	18	5	27.78%	13	72.22%	0	0.00%
City of Standish, Precinct 1	300	36	11	5	45.45%	6	54.55%	0	0.00%
City of Standish, Precinct 2	391	63	21	11	52.38%	10	47.62%	0	0.00%
City of Standish, Precinct 3	301	64	10	8	80.00%	2	20.00%	0	0.00%
Adams Township, Precinct 1	363	89	17	5	29.41%	12	70.59%	0	0.00%
Arenac Township, Precinct 1	718	133	49	21	42.86%	27	55.10%	1	2.04%
Au Gres Township, Precinct 1	818	208	68	28	41.18%	40	58.82%	0	0.00%
Clayton Township, Precinct 1	774	108	29	11	37.93%	18	62.07%	0	0.00%
Deep River Township, Precinct 1	1699	246	88	48	54.55%	39	44.32%	1	1.14%
Lincoln Township, Precinct 1	682	116	41	16	39.02%	25	60.98%	0	0.00%
Mason Township, Precinct 1	573	97	26	7	26.92%	19	73.08%	0	0.00%
Moffatt Township, Precinct 1	969	253	62	22	35.48%	40	64.52%	0	0.00%
Sims Township, Precinct 1	898	214	53	19	35.85%	34	64.15%	0	0.00%
Standish Township, Precinct 1	1320	237	97	49	50.52%	48	49.48%	0	0.00%
Turner Township, Precinct 1	433	70	11	3	27.27%	8	72.73%	0	0.00%
Whitney Township, Precinct 1	826	259	59	19	32.20%	40	67.80%	0	0.00%
Total	12021	2368	698	297	42.55%	399	57.16%	2	0.29%

Statement of Votes Cast
Arenac County, MI
2016 General Primary
SOVC For Jurisdiction Wide, All Counters, All Races

	Judge 23rd Circ Crt											
	Reg. Voters	Times Counted	Total Votes	Keith E. Moir		Nichol J. Palumbo		David C. Riffel		Write-In Votes	
Jurisdiction Wide											
City of AuGres, Ward 1, Precinct 1	746	136	109	23	21.10%	48	44.04%	38	34.86%	0	0.00%
City of Omer, Precinct 1	210	39	27	4	14.81%	17	62.96%	6	22.22%	0	0.00%
City of Standish, Precinct 1	300	36	26	3	11.54%	9	34.62%	14	53.85%	0	0.00%
City of Standish, Precinct 2	391	63	58	6	10.34%	19	32.76%	32	55.17%	1	1.72%
City of Standish, Precinct 3	301	64	51	6	11.76%	14	27.45%	31	60.78%	0	0.00%
Adams Township, Precinct 1	363	89	48	6	12.50%	14	29.17%	28	58.33%	0	0.00%
Arenac Township, Precinct 1	718	133	84	8	9.52%	41	48.81%	35	41.67%	0	0.00%
Au Gres Township, Precinct 1	818	208	159	25	15.72%	63	39.62%	71	44.65%	0	0.00%
Clayton Township, Precinct 1	774	108	81	28	34.57%	13	16.05%	40	49.38%	0	0.00%
Deep River Township, Precinct 1	1699	246	196	36	18.37%	89	45.41%	71	36.22%	0	0.00%
Lincoln Township, Precinct 1	682	116	77	8	10.39%	20	25.97%	49	63.64%	0	0.00%
Mason Township, Precinct 1	573	97	53	12	22.64%	20	37.74%	21	39.62%	0	0.00%
Moffatt Township, Precinct 1	969	253	126	51	40.48%	41	32.54%	34	26.98%	0	0.00%
Sims Township, Precinct 1	898	214	159	24	15.09%	93	58.49%	42	26.42%	0	0.00%
Standish Township, Precinct 1	1320	237	177	12	6.78%	69	38.98%	95	53.67%	1	0.56%
Turner Township, Precinct 1	433	70	51	13	25.49%	12	23.53%	26	50.98%	0	0.00%
Whitney Township, Precinct 1	826	259	197	25	12.69%	130	65.99%	42	21.32%	0	0.00%
Total	12021	2368	1679	290	17.27%	712	42.41%	675	40.20%	2	0.12%

Election Summary Report
Baraga County, MI
2016 General Primary
Summary For Jurisdiction Wide, All Counters, All Races

Registered Voters 6373 - Cards Cast 1343 21.07%

Num. Report Precinct 8 - Num. Reporting 8 100.00%

REP D1 Rep in Congress		REP Total	
Number of Precincts		8	
Precincts Reporting		8	100.0 %
Times Counted		1343/6373	21.1 %
Total Votes		832	
Jason Allen	REP	67	8.05%
Jack Bergman	REP	232	27.88%
Tom Casperson	REP	532	63.94%
Write-in Votes		1	0.12%

REP D110 Representative		REP Total	
Number of Precincts		8	
Precincts Reporting		8	100.0 %
Times Counted		1343/6373	21.1 %
Total Votes		602	
Gregory Markkanen	REP	597	99.17%
Write-in Votes		5	0.83%

REP Prosecuting Attorney		REP Total	
Number of Precincts		8	
Precincts Reporting		8	100.0 %
Times Counted		1343/6373	21.1 %
Total Votes		593	
Joseph P. O'Leary	REP	588	99.16%
Write-in Votes		5	0.84%

REP County Sheriff		REP Total	
Number of Precincts		8	
Precincts Reporting		8	100.0 %
Times Counted		1343/6373	21.1 %
Total Votes		773	
Rick Johnson	REP	773	100.00%
Write-in Votes		0	0.00%

REP County Clerk-Reg Deeds		REP Total	
Number of Precincts		8	
Precincts Reporting		8	100.0 %
Times Counted		1343/6373	21.1 %
Total Votes		716	
Wendy J. Goodreau	REP	713	99.58%
Write-in Votes		3	0.42%

REP County Treasurer		REP Total	
Number of Precincts		8	
Precincts Reporting		8	100.0 %
Times Counted		1343/6373	21.1 %
Total Votes		703	
Anne T. Koski	REP	699	99.43%
Write-in Votes		4	0.57%

REP Mine Inspector		REP Total	
Number of Precincts		8	
Precincts Reporting		8	100.0 %
Times Counted		1351/6373	21.2 %
Total Votes		48	
Michael Clyde Legacy		11	22.92%
Write-in Votes		37	77.08%

REP D1 Commissioner		REP Total	
Number of Precincts		4	
Precincts Reporting		4	100.0 %
Times Counted		301/1263	23.8 %
Total Votes		171	
Gale W. Eilola	REP	171	100.00%
Write-in Votes		0	0.00%

REP D2 Commissioner		REP Total	
Number of Precincts		1	
Precincts Reporting		1	100.0 %
Times Counted		191/1220	15.7 %
Total Votes		4	
Write-in Votes		4	100.00%

REP D3 Commissioner		REP Total	
Number of Precincts		3	
Precincts Reporting		3	100.0 %
Times Counted		288/1305	22.1 %
Total Votes		9	
Write-in Votes		9	100.00%

REP D4 Commissioner		REP Total	
Number of Precincts		2	
Precincts Reporting		2	100.0 %
Times Counted		332/1337	24.8 %
Total Votes		142	
Calvin R. Koski	REP	139	97.89%
Write-in Votes		3	2.11%

Election Summary Report
Baraga County, MI
2016 General Primary
Summary For Jurisdiction Wide, All Counters, All Races

Registered Voters 6373 - Cards Cast 1343 21.07%

Num. Report Precinct 8 - Num. Reporting 8 100.00%

REP D5 Commissioner	REP		
		Total	
Number of Precincts		1	
Precincts Reporting		1	100.0 %
Times Counted		231/1248	18.5 %
Total Votes		3	
Write-in Votes		3	100.00%

REP Arvon Twp Supervisor	REP		
		Total	
Number of Precincts		1	
Precincts Reporting		1	100.0 %
Times Counted		136/432	31.5 %
Total Votes		4	
Write-in Votes		4	100.00%

REP Arvon Twp Clerk	REP		
		Total	
Number of Precincts		1	
Precincts Reporting		1	100.0 %
Times Counted		136/432	31.5 %
Total Votes		89	
Lisa M. Marinich	REP	89	100.00%
Write-in Votes		0	0.00%

REP Arvon Twp Treasurer	REP		
		Total	
Number of Precincts		1	
Precincts Reporting		1	100.0 %
Times Counted		136/432	31.5 %
Total Votes		85	
Krystal Larson	REP	85	100.00%
Write-in Votes		0	0.00%

REP Arvon Twp Trustee	REP		
		Total	
Number of Precincts		1	
Precincts Reporting		1	100.0 %
Times Counted		136/432	31.5 %
Total Votes		147	
Keith A. Erickson	REP	80	54.42%
Karl G. Gipp	REP	67	45.58%
Write-in Votes		0	0.00%

REP Baraga Twp Supervisor	REP		
		Total	
Number of Precincts		4	
Precincts Reporting		4	100.0 %
Times Counted		426/2304	18.5 %
Total Votes		5	
Write-in Votes		5	100.00%

REP Baraga Twp Clerk	REP		
		Total	
Number of Precincts		4	
Precincts Reporting		4	100.0 %
Times Counted		426/2304	18.5 %
Total Votes		4	
Write-in Votes		4	100.00%

REP Baraga Twp Treasurer	REP		
		Total	
Number of Precincts		4	
Precincts Reporting		4	100.0 %
Times Counted		426/2304	18.5 %
Total Votes		4	
Write-in Votes		4	100.00%

REP Baraga Twp Trustee	REP		
		Total	
Number of Precincts		4	
Precincts Reporting		4	100.0 %
Times Counted		426/2304	18.5 %
Total Votes		319	
Jerry Dompier	REP	153	47.96%
Glenn Juntunen	REP	166	52.04%
Write-in Votes		0	0.00%

REP Covington Twp Supervisor	REP		
		Total	
Number of Precincts		1	
Precincts Reporting		1	100.0 %
Times Counted		140/363	38.6 %
Total Votes		60	
Amber Franti		27	45.00%
Write-in Votes		33	55.00%

REP Covington Twp Clerk	REP		
		Total	
Number of Precincts		1	
Precincts Reporting		1	100.0 %
Times Counted		113/363	31.1 %
Total Votes		63	
Amy J. Leaf	REP	63	100.00%
Write-in Votes		0	0.00%

REP Covington Twp Treasurer	REP		
		Total	
Number of Precincts		1	
Precincts Reporting		1	100.0 %
Times Counted		113/363	31.1 %
Total Votes		3	
Write-in Votes		3	100.00%

Election Summary Report
Baraga County, MI
2016 General Primary
Summary For Jurisdiction Wide, All Counters, All Races

Registered Voters 6373 - Cards Cast 1343 21.07%

Num. Report Precinct 8 - Num. Reporting 8 100.00%

REP Covington Twp Trustee

		REP Total	
Number of Precincts		1	
Precincts Reporting		1	100.0 %
Times Counted		113/363	31.1 %
Total Votes		90	
Laurie Ahola	REP	53	58.89%
Tom McCann	REP	37	41.11%
Write-in Votes		0	0.00%

REP L Anse Twp Supervisor

	REP Total	
Number of Precincts	1	
Precincts Reporting	1	100.0 %
Times Counted	590/3035	19.4 %
Total Votes	9	
Write-in Votes	9	100.00%

REP L Anse Twp Clerk

	REP Total	
Number of Precincts	1	
Precincts Reporting	1	100.0 %
Times Counted	590/3035	19.4 %
Total Votes	9	
Write-in Votes	9	100.00%

REP L Anse Twp Treasurer

	REP Total	
Number of Precincts	1	
Precincts Reporting	1	100.0 %
Times Counted	590/3035	19.4 %
Total Votes	9	
Write-in Votes	9	100.00%

REP L Anse Twp Trustee

		REP Total	
Number of Precincts		1	
Precincts Reporting		1	100.0 %
Times Counted		590/3035	19.4 %
Total Votes		521	
Dan Grandy	REP	66	12.67%
Shelley Lloyd	REP	212	40.69%
Peter Magaraggia	REP	242	46.45%
Write-in Votes		1	0.19%

REP L Anse Twp Constable

	REP Total	
Number of Precincts	1	
Precincts Reporting	1	100.0 %
Times Counted	590/3035	19.4 %
Total Votes	8	
Write-in Votes	8	100.00%

REP Spurr Twp Supervisor

	REP Total	
Number of Precincts	1	
Precincts Reporting	1	100.0 %
Times Counted	78/239	32.6 %
Total Votes	1	
Write-in Votes	1	100.00%

REP Spurr Twp Clerk

		REP Total	
Number of Precincts		1	
Precincts Reporting		1	100.0 %
Times Counted		78/239	32.6 %
Total Votes		36	
Linda Legacy	REP	36	100.00%
Write-in Votes		0	0.00%

REP Spurr Twp Treasurer

	REP Total	
Number of Precincts	1	
Precincts Reporting	1	100.0 %
Times Counted	78/239	32.6 %
Total Votes	0	
Write-in Votes	0	N/A

REP Spurr Twp Trustee

		REP Total	
Number of Precincts		1	
Precincts Reporting		1	100.0 %
Times Counted		78/239	32.6 %
Total Votes		34	
Richard Taylor	REP	34	100.00%
Write-in Votes		0	0.00%

REP Arvon 1 Delegate

		REP Total	
Number of Precincts		1	
Precincts Reporting		1	100.0 %
Times Counted		136/432	31.5 %
Total Votes		75	
Burt Mason	REP	73	97.33%
Write-in Votes		2	2.67%

REP Baraga 1 Delegate

		REP Total	
Number of Precincts		1	
Precincts Reporting		1	100.0 %
Times Counted		191/1220	15.7 %
Total Votes		69	
John C. Drennan	REP	68	98.55%
Write-in Votes		1	1.45%

Election Summary Report
Baraga County, MI
2016 General Primary
Summary For Jurisdiction Wide, All Counters, All Races

Registered Voters 6373 - Cards Cast 1343 21.07%

Num. Report Precinct 8 - Num. Reporting 8 100.00%

REP Baraga 2 Delegate	REP		
		Total	
Number of Precincts		1	
Precincts Reporting		1	100.0 %
Times Counted		84/357	23.5 %
Total Votes		2	
Write-in Votes		2	100.00%

REP Baraga 3 Delegate	REP		
		Total	
Number of Precincts		1	
Precincts Reporting		1	100.0 %
Times Counted		74/304	24.3 %
Total Votes		28	
Reuben Peterson	REP	27	96.43%
Write-in Votes		1	3.57%

REP Baraga 4 Delegate	REP		
		Total	
Number of Precincts		1	
Precincts Reporting		1	100.0 %
Times Counted		77/423	18.2 %
Total Votes		0	
Write-in Votes		0	N/A

REP Covington 1 Delegate	REP		
		Total	
Number of Precincts		1	
Precincts Reporting		1	100.0 %
Times Counted		113/363	31.1 %
Total Votes		1	
Write-in Votes		1	100.00%

REP L Anse 1 Delegate	REP		
		Total	
Number of Precincts		1	
Precincts Reporting		1	100.0 %
Times Counted		590/3035	19.4 %
Total Votes		14	
Eric Cadeau		3	21.43%
Write-in Votes		11	78.57%

REP Spurr 1 Delegate	REP		
		Total	
Number of Precincts		1	
Precincts Reporting		1	100.0 %
Times Counted		78/239	32.6 %
Total Votes		1	
Write-in Votes		1	100.00%

DEM D1 Rep in Congress	DEM		
		Total	
Number of Precincts		8	
Precincts Reporting		8	100.0 %
Times Counted		1343/6373	21.1 %
Total Votes		354	
Jerry Cannon	DEM	103	29.10%
Lon Johnson	DEM	250	70.62%
Write-in Votes		1	0.28%

DEM D110 Representative	DEM		
		Total	
Number of Precincts		8	
Precincts Reporting		8	100.0 %
Times Counted		1343/6373	21.1 %
Total Votes		348	
Scott Dianda	DEM	348	100.00%
Write-in Votes		0	0.00%

DEM Prosecuting Attorney	DEM		
		Total	
Number of Precincts		8	
Precincts Reporting		8	100.0 %
Times Counted		1343/6373	21.1 %
Total Votes		19	
Write-in Votes		19	100.00%

DEM County Sheriff	DEM		
		Total	
Number of Precincts		8	
Precincts Reporting		8	100.0 %
Times Counted		1343/6373	21.1 %
Total Votes		240	
Paul D. Smith	DEM	235	97.92%
Write-in Votes		5	2.08%

DEM County Clerk-Reg Deeds	DEM		
		Total	
Number of Precincts		8	
Precincts Reporting		8	100.0 %
Times Counted		1343/6373	21.1 %
Total Votes		20	
Write-in Votes		20	100.00%

DEM County Treasurer	DEM		
		Total	
Number of Precincts		8	
Precincts Reporting		8	100.0 %
Times Counted		1343/6373	21.1 %
Total Votes		20	
Write-in Votes		20	100.00%

Election Summary Report
Baraga County, MI
2016 General Primary
Summary For Jurisdiction Wide, All Counters, All Races

Registered Voters 6373 - Cards Cast 1343 21.07%

Num. Report Precinct 8 - Num. Reporting 8 100.00%

DEM Mine Inspector	DEM	Total	
Number of Precincts		8	
Precincts Reporting		8	100.0 %
Times Counted		1343/6373	21.1 %
Total Votes		22	
Write-in Votes		22	100.00%

DEM D1 Commissioner	DEM	Total	
Number of Precincts		4	
Precincts Reporting		4	100.0 %
Times Counted		301/1263	23.8 %
Total Votes		4	
Write-in Votes		4	100.00%

DEM D2 Commissioner	DEM	Total	
Number of Precincts		1	
Precincts Reporting		1	100.0 %
Times Counted		191/1220	15.7 %
Total Votes		59	
Michael R. Koskinen	DEM	58	98.31%
Write-in Votes		1	1.69%

DEM D3 Commissioner	DEM	Total	
Number of Precincts		3	
Precincts Reporting		3	100.0 %
Times Counted		288/1305	22.1 %
Total Votes		75	
Patrick Reilley	DEM	74	98.67%
Write-in Votes		1	1.33%

DEM D4 Commissioner	DEM	Total	
Number of Precincts		2	
Precincts Reporting		2	100.0 %
Times Counted		332/1337	24.8 %
Total Votes		70	
William Menge	DEM	70	100.00%
Write-in Votes		0	0.00%

DEM D5 Commissioner	DEM	Total	
Number of Precincts		1	
Precincts Reporting		1	100.0 %
Times Counted		231/1248	18.5 %
Total Votes		63	
William C. Rolof	DEM	63	100.00%
Write-in Votes		0	0.00%

DEM Arvon Twp Supervisor	DEM	Total	
Number of Precincts		1	
Precincts Reporting		1	100.0 %
Times Counted		136/432	31.5 %
Total Votes		31	
James Soli	DEM	31	100.00%
Write-in Votes		0	0.00%

DEM Arvon Twp Clerk	DEM	Total	
Number of Precincts		1	
Precincts Reporting		1	100.0 %
Times Counted		136/432	31.5 %
Total Votes		0	
Write-in Votes		0	N/A

DEM Arvon Twp Treasurer	DEM	Total	
Number of Precincts		1	
Precincts Reporting		1	100.0 %
Times Counted		136/432	31.5 %
Total Votes		0	
Write-in Votes		0	N/A

DEM Arvon Twp Trustee	DEM	Total	
Number of Precincts		1	
Precincts Reporting		1	100.0 %
Times Counted		136/432	31.5 %
Total Votes		0	
Write-in Votes		0	N/A

DEM Baraga Twp Supervisor	DEM	Total	
Number of Precincts		4	
Precincts Reporting		4	100.0 %
Times Counted		426/2304	18.5 %
Total Votes		106	
Amy Isaacson	DEM	106	100.00%
Write-in Votes		0	0.00%

DEM Baraga Twp Clerk	DEM	Total	
Number of Precincts		4	
Precincts Reporting		4	100.0 %
Times Counted		426/2304	18.5 %
Total Votes		102	
Michelle Fish	DEM	102	100.00%
Write-in Votes		0	0.00%

Election Summary Report
Baraga County, MI
2016 General Primary
Summary For Jurisdiction Wide, All Counters, All Races

Registered Voters 6373 - Cards Cast 1343 21.07%

Num. Report Precinct 8 - Num. Reporting 8 100.00%

DEM Baraga Twp Treasurer		DEM Total	
Number of Precincts		4	
Precincts Reporting		4	100.0 %
Times Counted		426/2304	18.5 %
Total Votes		101	
Catherine Wadaga	DEM	101	100.00%
Write-in Votes		0	0.00%

DEM Baraga Twp Trustee		DEM Total	
Number of Precincts		4	
Precincts Reporting		4	100.0 %
Times Counted		426/2304	18.5 %
Total Votes		5	
Write-in Votes		5	100.00%

DEM Covington Twp Supervisor		DEM Total	
Number of Precincts		1	
Precincts Reporting		1	100.0 %
Times Counted		135/363	37.2 %
Total Votes		45	
Lowella Eskel		22	48.89%
Write-in Votes		23	51.11%

DEM Covington Twp Clerk		DEM Total	
Number of Precincts		1	
Precincts Reporting		1	100.0 %
Times Counted		113/363	31.1 %
Total Votes		0	
Write-in Votes		0	N/A

DEM Covington Twp Treasurer		DEM Total	
Number of Precincts		1	
Precincts Reporting		1	100.0 %
Times Counted		113/363	31.1 %
Total Votes		33	
Lisa M. Karcher	DEM	33	100.00%
Write-in Votes		0	0.00%

DEM Covington Twp Trustee		DEM Total	
Number of Precincts		1	
Precincts Reporting		1	100.0 %
Times Counted		113/363	31.1 %
Total Votes		33	
Lisa Tarvainen	DEM	33	100.00%
Write-in Votes		0	0.00%

DEM L Anse Twp Supervisor		DEM Total	
Number of Precincts		1	
Precincts Reporting		1	100.0 %
Times Counted		590/3035	19.4 %
Total Votes		131	
PJ LeClaire	DEM	130	99.24%
Write-in Votes		1	0.76%

DEM L Anse Twp Clerk		DEM Total	
Number of Precincts		1	
Precincts Reporting		1	100.0 %
Times Counted		590/3035	19.4 %
Total Votes		137	
Brian Jentoft	DEM	136	99.27%
Write-in Votes		1	0.73%

DEM L Anse Twp Treasurer		DEM Total	
Number of Precincts		1	
Precincts Reporting		1	100.0 %
Times Counted		590/3035	19.4 %
Total Votes		143	
Kristine Rice	DEM	141	98.60%
Write-in Votes		2	1.40%

DEM L Anse Twp Trustee		DEM Total	
Number of Precincts		1	
Precincts Reporting		1	100.0 %
Times Counted		590/3035	19.4 %
Total Votes		7	
Write-in Votes		7	100.00%

DEM L Anse Twp Constable		DEM Total	
Number of Precincts		1	
Precincts Reporting		1	100.0 %
Times Counted		590/3035	19.4 %
Total Votes		216	
Jennie E. Nordstrom	DEM	113	52.31%
John P. Robillard	DEM	102	47.22%
Write-in Votes		1	0.46%

DEM Spurr Twp Supervisor		DEM Total	
Number of Precincts		1	
Precincts Reporting		1	100.0 %
Times Counted		78/239	32.6 %
Total Votes		19	
Michael Hosey	DEM	17	89.47%
Write-in Votes		2	10.53%

Election Summary Report
Baraga County, MI
2016 General Primary
Summary For Jurisdiction Wide, All Counters, All Races

Registered Voters 6373 - Cards Cast 1343 21.07%

Num. Report Precinct 8 - Num. Reporting 8 100.00%

DEM Spurr Twp Clerk	DEM	Total	
Number of Precincts		1	
Precincts Reporting		1	100.0 %
Times Counted		78/239	32.6 %
Total Votes		0	
Write-in Votes		0	N/A

DEM Spurr Twp Treasurer	DEM	Total	
Number of Precincts		1	
Precincts Reporting		1	100.0 %
Times Counted		78/239	32.6 %
Total Votes		25	
Martha Nurmela	DEM	25	100.00%
Write-in Votes		0	0.00%

DEM Spurr Twp Trustee	DEM	Total	
Number of Precincts		1	
Precincts Reporting		1	100.0 %
Times Counted		78/239	32.6 %
Total Votes		24	
Rose M. Ekdahl	DEM	24	100.00%
Write-in Votes		0	0.00%

DEM Arvon 1 Delegate	DEM	Total	
Number of Precincts		1	
Precincts Reporting		1	100.0 %
Times Counted		136/432	31.5 %
Total Votes		0	
Write-in Votes		0	N/A

DEM Baraga 1 Delegate	DEM	Total	
Number of Precincts		1	
Precincts Reporting		1	100.0 %
Times Counted		191/1220	15.7 %
Total Votes		4	
Write-in Votes		4	100.00%

DEM Baraga 2 Delegate	DEM	Total	
Number of Precincts		1	
Precincts Reporting		1	100.0 %
Times Counted		84/357	23.5 %
Total Votes		1	
Write-in Votes		1	100.00%

DEM Baraga 3 Delegate	DEM	Total	
Number of Precincts		1	
Precincts Reporting		1	100.0 %
Times Counted		74/304	24.3 %
Total Votes		2	
Write-in Votes		2	100.00%

DEM Baraga 4 Delegate	DEM	Total	
Number of Precincts		1	
Precincts Reporting		1	100.0 %
Times Counted		77/423	18.2 %
Total Votes		0	
Write-in Votes		0	N/A

DEM Covington 1 Delegate	DEM	Total	
Number of Precincts		1	
Precincts Reporting		1	100.0 %
Times Counted		113/363	31.1 %
Total Votes		1	
Write-in Votes		1	100.00%

DEM L Anse 1 Delegate	DEM	Total	
Number of Precincts		1	
Precincts Reporting		1	100.0 %
Times Counted		590/3035	19.4 %
Total Votes		7	
Write-in Votes		7	100.00%

DEM Spurr 1 Delegate	DEM	Total	
Number of Precincts		1	
Precincts Reporting		1	100.0 %
Times Counted		78/239	32.6 %
Total Votes		1	
Write-in Votes		1	100.00%

County Road Proposal	Total	
Number of Precincts	8	
Precincts Reporting	8	100.0 %
Times Counted	1343/6373	21.1 %
Total Votes	1176	
YES	776	65.99%
NO	400	34.01%

Election Summary Report
Baraga County, MI
2016 General Primary
Summary For Jurisdiction Wide, All Counters, All Races

Registered Voters 6373 - Cards Cast 1343 21.07%

Num. Report Precinct 8 - Num. Reporting 8 100.00%

County Senior Services

	Total	
Number of Precincts	8	
Precincts Reporting	8	100.0 %
Times Counted	1343/6373	21.1 %
Total Votes	1180	
YES	890	75.42%
NO	290	24.58%

Arvon Twp EMT Proposal

	Total	
Number of Precincts	1	
Precincts Reporting	1	100.0 %
Times Counted	136/432	31.5 %
Total Votes	120	
YES	108	90.00%
NO	12	10.00%

Baraga Twp Fire Prop

	Total	
Number of Precincts	4	
Precincts Reporting	4	100.0 %
Times Counted	426/2304	18.5 %
Total Votes	403	
YES	244	60.55%
NO	159	39.45%

Baraga Twp Amb Renew

	Total	
Number of Precincts	4	
Precincts Reporting	4	100.0 %
Times Counted	426/2304	18.5 %
Total Votes	408	
YES	283	69.36%
NO	125	30.64%

Spurr Twp EMS Proposal

	Total	
Number of Precincts	1	
Precincts Reporting	1	100.0 %
Times Counted	78/239	32.6 %
Total Votes	70	
YES	48	68.57%
NO	22	31.43%

Baraga Schools Op Mill Renew

	Total	
Number of Precincts	4	
Precincts Reporting	4	100.0 %
Times Counted	426/2304	18.5 %
Total Votes	347	
YES	227	65.42%
NO	120	34.58%

Statement of Votes Cast
Baraga County, MI
2016 General Primary
SOVC For Jurisdiction Wide, All Counters, All Races

	TURN OUT		
	Reg. Voters	Cards Cast	% Turnout
Jurisdiction Wide			
Arvon Township, Precinct 1	432	136	31.48%
Baraga Township, Precinct 1	1220	191	15.66%
Baraga Township, Precinct 2	357	84	23.53%
Baraga Township, Precinct 3	304	74	24.34%
Baraga Township, Precinct 4	423	77	18.20%
Covington Township, Precinct 1	363	113	31.13%
L Anse Township, Precinct 1	3035	590	19.44%
Spurr Township, Precinct 1	239	78	32.64%
Total	6373	1343	21.07%

Statement of Votes Cast
Baraga County, MI
2016 General Primary
SOVC For Jurisdiction Wide, All Counters, All Races

REP D1 Rep in Congress

	Reg. Voters	Times Counted	Total Votes	Jason Allen (REP)		Jack Bergman (REP)		Tom Casperson (REP)		Write-In Votes	
Jurisdiction Wide											
Arvon Township, Precinct 1	432	136	99	7	7.07%	33	33.33%	59	59.60%	0	0.00%
Baraga Township, Precinct 1	1220	191	104	8	7.69%	24	23.08%	72	69.23%	0	0.00%
Baraga Township, Precinct 2	357	84	68	4	5.88%	21	30.88%	43	63.24%	0	0.00%
Baraga Township, Precinct 3	304	74	50	6	12.00%	11	22.00%	33	66.00%	0	0.00%
Baraga Township, Precinct 4	423	77	56	8	14.29%	11	19.64%	37	66.07%	0	0.00%
Covington Township, Precinct 1	363	113	73	8	10.96%	13	17.81%	52	71.23%	0	0.00%
L Anse Township, Precinct 1	3035	590	342	25	7.31%	100	29.24%	216	63.16%	1	0.29%
Spurr Township, Precinct 1	239	78	40	1	2.50%	19	47.50%	20	50.00%	0	0.00%
Total	6373	1343	832	67	8.05%	232	27.88%	532	63.94%	1	0.12%

Statement of Votes Cast
Baraga County, MI
2016 General Primary
SOVC For Jurisdiction Wide, All Counters, All Races

	REP D110 Representative						
	Reg. Voters	Times Counted	Total Votes	Gregory Markkanen (REP)		Write-In Votes	
Jurisdiction Wide							
Arvon Township, Precinct 1	432	136	77	76	98.70%	1	1.30%
Baraga Township, Precinct 1	1220	191	70	69	98.57%	1	1.43%
Baraga Township, Precinct 2	357	84	49	49	100.00%	0	0.00%
Baraga Township, Precinct 3	304	74	37	37	100.00%	0	0.00%
Baraga Township, Precinct 4	423	77	42	42	100.00%	0	0.00%
Covington Township, Precinct 1	363	113	55	55	100.00%	0	0.00%
L Anse Township, Precinct 1	3035	590	243	240	98.77%	3	1.23%
Spurr Township, Precinct 1	239	78	29	29	100.00%	0	0.00%
Total	6373	1343	602	597	99.17%	5	0.83%

Statement of Votes Cast
Baraga County, MI
2016 General Primary
SOVC For Jurisdiction Wide, All Counters, All Races

	REP Prosecuting Attorney						
	Reg. Voters	Times Counted	Total Votes	Joseph P. O'Leary (REP)		Write-In Votes	
Jurisdiction Wide							
Arvon Township, Precinct 1	432	136	80	78	97.50%	2	2.50%
Baraga Township, Precinct 1	1220	191	72	72	100.00%	0	0.00%
Baraga Township, Precinct 2	357	84	46	46	100.00%	0	0.00%
Baraga Township, Precinct 3	304	74	38	38	100.00%	0	0.00%
Baraga Township, Precinct 4	423	77	46	46	100.00%	0	0.00%
Covington Township, Precinct 1	363	113	57	57	100.00%	0	0.00%
L Anse Township, Precinct 1	3035	590	224	221	98.66%	3	1.34%
Spurr Township, Precinct 1	239	78	30	30	100.00%	0	0.00%
Total	6373	1343	593	588	99.16%	5	0.84%

Statement of Votes Cast
Baraga County, MI
2016 General Primary
SOVC For Jurisdiction Wide, All Counters, All Races

DEM D1 Rep in Congress

	Reg. Voters	Times Counted	Total Votes	Jerry Cannon (DEM)		Lon Johnson (DEM)		Write-In Votes	
Jurisdiction Wide									
Arvon Township, Precinct 1	432	136	26	9	34.62%	17	65.38%	0	0.00%
Baraga Township, Precinct 1	1220	191	68	21	30.88%	47	69.12%	0	0.00%
Baraga Township, Precinct 2	357	84	13	0	0.00%	13	100.00%	0	0.00%
Baraga Township, Precinct 3	304	74	18	7	38.89%	11	61.11%	0	0.00%
Baraga Township, Precinct 4	423	77	13	6	46.15%	7	53.85%	0	0.00%
Covington Township, Precinct 1	363	113	32	10	31.25%	22	68.75%	0	0.00%
L Anse Township, Precinct 1	3035	590	149	46	30.87%	102	68.46%	1	0.67%
Spurr Township, Precinct 1	239	78	35	4	11.43%	31	88.57%	0	0.00%
Total	6373	1343	354	103	29.10%	250	70.62%	1	0.28%

Statement of Votes Cast
Baraga County, MI
2016 General Primary
SOVC For Jurisdiction Wide, All Counters, All Races

	DEM D110 Representative						
	Reg. Voters	Times Counted	Total Votes	Scott Dianda (DEM)		Write-In Votes	
Jurisdiction Wide							
Arvon Township, Precinct 1	432	136	28	28	100.00%	0	0.00%
Baraga Township, Precinct 1	1220	191	63	63	100.00%	0	0.00%
Baraga Township, Precinct 2	357	84	12	12	100.00%	0	0.00%
Baraga Township, Precinct 3	304	74	18	18	100.00%	0	0.00%
Baraga Township, Precinct 4	423	77	13	13	100.00%	0	0.00%
Covington Township, Precinct 1	363	113	30	30	100.00%	0	0.00%
L Anse Township, Precinct 1	3035	590	156	156	100.00%	0	0.00%
Spurr Township, Precinct 1	239	78	28	28	100.00%	0	0.00%
Total	6373	1343	348	348	100.00%	0	0.00%

Statement of Votes Cast
Baraga County, MI
2016 General Primary
SOVC For Jurisdiction Wide, All Counters, All Races

	REP County Sheriff						
	Reg. Voters	Times Counted	Total Votes	Rick Johnson (REP)		Write-In Votes	
Jurisdiction Wide							
Arvon Township, Precinct 1	432	136	97	97	100.00%	0	0.00%
Baraga Township, Precinct 1	1220	191	93	93	100.00%	0	0.00%
Baraga Township, Precinct 2	357	84	49	49	100.00%	0	0.00%
Baraga Township, Precinct 3	304	74	45	45	100.00%	0	0.00%
Baraga Township, Precinct 4	423	77	54	54	100.00%	0	0.00%
Covington Township, Precinct 1	363	113	67	67	100.00%	0	0.00%
L Anse Township, Precinct 1	3035	590	337	337	100.00%	0	0.00%
Spurr Township, Precinct 1	239	78	31	31	100.00%	0	0.00%
Total	6373	1343	773	773	100.00%	0	0.00%

Statement of Votes Cast
Baraga County, MI
2016 General Primary
SOVC For Jurisdiction Wide, All Counters, All Races

	REP County Clerk-Reg Deeds						
	Reg. Voters	Times Counted	Total Votes	Wendy J. Goodreau (REP)		Write-In Votes	
Jurisdiction Wide							
Arvon Township, Precinct 1	432	136	93	93	100.00%	0	0.00%
Baraga Township, Precinct 1	1220	191	85	85	100.00%	0	0.00%
Baraga Township, Precinct 2	357	84	50	50	100.00%	0	0.00%
Baraga Township, Precinct 3	304	74	42	42	100.00%	0	0.00%
Baraga Township, Precinct 4	423	77	48	48	100.00%	0	0.00%
Covington Township, Precinct 1	363	113	62	61	98.39%	1	1.61%
L Anse Township, Precinct 1	3035	590	305	303	99.34%	2	0.66%
Spurr Township, Precinct 1.	239	78	31	31	100.00%	0	0.00%
Total	6373	1343	716	713	99.58%	3	0.42%

Statement of Votes Cast
Baraga County, MI
2016 General Primary
SOVC For Jurisdiction Wide, All Counters, All Races

	REP County Treasurer						
	Reg. Voters	Times Counted	Total Votes	Anne T. Koski (REP)		Write-In Votes	
Jurisdiction Wide							
Arvon Township, Precinct 1	432	136	92	92	100.00%	0	0.00%
Baraga Township, Precinct 1	1220	191	80	80	100.00%	0	0.00%
Baraga Township, Precinct 2	357	84	52	52	100.00%	0	0.00%
Baraga Township, Precinct 3	304	74	40	40	100.00%	0	0.00%
Baraga Township, Precinct 4	423	77	48	48	100.00%	0	0.00%
Covington Township, Precinct 1	363	113	65	64	98.46%	1	1.54%
L Anse Township, Precinct 1	3035	590	297	294	98.99%	3	1.01%
Spurr Township, Precinct 1	239	78	29	29	100.00%	0	0.00%
Total	6373	1343	703	699	99.43%	4	0.57%

Statement of Votes Cast
Baraga County, MI
2016 General Primary
SOVC For Jurisdiction Wide, All Counters, All Races

	REP Mine Inspector						
	Reg. Voters	Times Counted	Total Votes	Michael Clyde Legacy		Write-In Votes	
Jurisdiction Wide							
Arvon Township, Precinct 1	432	137	6	1	16.67%	5	83.33%
Baraga Township, Precinct 1	1220	191	6	0	0.00%	6	100.00%
Baraga Township, Precinct 2	357	84	2	0	0.00%	2	100.00%
Baraga Township, Precinct 3	304	74	2	0	0.00%	2	100.00%
Baraga Township, Precinct 4	423	77	1	0	0.00%	1	100.00%
Covington Township, Precinct 1	363	113	3	0	0.00%	3	100.00%
L Anse Township, Precinct 1	3035	590	11	3	27.27%	8	72.73%
Spurr Township, Precinct 1	239	85	17	7	41.18%	10	58.82%
Total	6373	1351	48	11	22.92%	37	77.08%

Statement of Votes Cast
Baraga County, MI
2016 General Primary
SOVC For Jurisdiction Wide, All Counters, All Races

	REP D1 Commissioner						
	Reg. Voters	Times Counted	Total Votes	Gale W. Eilola (REP)		Write-In Votes	
Jurisdiction Wide							
Arvon Township, Precinct 1	-	-	-	-	-	-	-
Baraga Township, Precinct 1	-	-	-	-	-	-	-
Baraga Township, Precinct 2	357	84	46	46	100.00%	0	0.00%
Baraga Township, Precinct 3	304	74	38	38	100.00%	0	0.00%
Baraga Township, Precinct 4	423	77	47	47	100.00%	0	0.00%
Covington Township, Precinct 1	179	66	40	40	100.00%	0	0.00%
L Anse Township, Precinct 1	-	-	-	-	-	-	-
Spurr Township, Precinct 1	-	-	-	-	-	-	-
Total	1263	301	171	171	100.00%	0	0.00%

Statement of Votes Cast
Baraga County, MI
2016 General Primary
SOVC For Jurisdiction Wide, All Counters, All Races

	REP D2 Commissioner					REP D3 Commissioner				
	Reg. Voters	Times Counted	Total Votes	Write-In Votes		Reg. Voters	Times Counted	Total Votes	Write-In Votes	
Jurisdiction Wide										
Arvon Township, Precinct 1	-	-	-	-	-	-	-	-	-	-
Baraga Township, Precinct 1	1220	191	4	4	100.00%	-	-	-	-	-
Baraga Township, Precinct 2	-	-	-	-	-	-	-	-	-	-
Baraga Township, Precinct 3	-	-	-	-	-	-	-	-	-	-
Baraga Township, Precinct 4	-	-	-	-	-	-	-	-	-	-
Covington Township, Precinct 1	-	-	-	-	-	184	47	4	4	100.00%
L Anse Township, Precinct 1	-	-	-	-	-	882	163	2	2	100.00%
Spurr Township, Precinct 1	-	-	-	-	-	239	78	3	3	100.00%
Total	1220	191	4	4	100.00%	1305	288	9	9	100.00%

Statement of Votes Cast
Baraga County, MI
2016 General Primary
SOVC For Jurisdiction Wide, All Counters, All Races

	REP D4 Commissioner						
	Reg. Voters	Times Counted	Total Votes	Calvin R. Koski (REP)		Write-In Votes	
Jurisdiction Wide							
Arvon Township, Precinct 1	432	136	72	71	98.61%	1	1.39%
Baraga Township, Precinct 1	-	-	-	-	-	-	-
Baraga Township, Precinct 2	-	-	-	-	-	-	-
Baraga Township, Precinct 3	-	-	-	-	-	-	-
Baraga Township, Precinct 4	-	-	-	-	-	-	-
Covington Township, Precinct 1	-	-	-	-	-	-	-
L Anse Township, Precinct 1	905	196	70	68	97.14%	2	2.86%
Spurr Township, Precinct 1	-	-	-	-	-	-	-
Total	1337	332	142	139	97.89%	3	2.11%

Statement of Votes Cast
Baraga County, MI
2016 General Primary
SOVC For Jurisdiction Wide, All Counters, All Races

	REP D5 Commissioner					REP Arvon Twp Supervisor				
	Reg. Voters	Times Counted	Total Votes	Write-In Votes		Reg. Voters	Times Counted	Total Votes	Write-In Votes	
Jurisdiction Wide										
Arvon Township, Precinct 1	-	-	-	-	-	432	136	4	4	100.00%
Baraga Township, Precinct 1	-	-	-	-	-	-	-	-	-	-
Baraga Township, Precinct 2	-	-	-	-	-	-	-	-	-	-
Baraga Township, Precinct 3	-	-	-	-	-	-	-	-	-	-
Baraga Township, Precinct 4	-	-	-	-	-	-	-	-	-	-
Covington Township, Precinct 1	-	-	-	-	-	-	-	-	-	-
L Anse Township, Precinct 1	1248	231	3	3	100.00%	-	-	-	-	-
Spurr Township, Precinct 1	-	-	-	-	-	-	-	-	-	-
Total	1248	231	3	3	100.00%	432	136	4	4	100.00%

Statement of Votes Cast
Baraga County, MI
2016 General Primary
SOVC For Jurisdiction Wide, All Counters, All Races

	REP Arvon Twp Clerk						
	Reg. Voters	Times Counted	Total Votes	Lisa M. Marinich (REP)		Write-In Votes	
Jurisdiction Wide							
Arvon Township, Precinct 1	432	136	89	89	100.00%	0	0.00%
Baraga Township, Precinct 1	-	-	-	-	-	-	-
Baraga Township, Precinct 2	-	-	-	-	-	-	-
Baraga Township, Precinct 3	-	-	-	-	-	-	-
Baraga Township, Precinct 4	-	-	-	-	-	-	-
Covington Township, Precinct 1	-	-	-	-	-	-	-
L Anse Township, Precinct 1	-	-	-	-	-	-	-
Spurr Township, Precinct 1	-	-	-	-	-	-	-
Total	432	136	89	89	100.00%	0	0.00%

Statement of Votes Cast
Baraga County, MI
2016 General Primary
SOVC For Jurisdiction Wide, All Counters, All Races

	REP Arvon Twp Treasurer						
	Reg. Voters	Times Counted	Total Votes	Krystal Larson (REP)		Write-In Votes	
Jurisdiction Wide							
Arvon Township, Precinct 1	432	136	85	85	100.00%	0	0.00%
Baraga Township, Precinct 1	-	-	-	-	-	-	-
Baraga Township, Precinct 2	-	-	-	-	-	-	-
Baraga Township, Precinct 3	-	-	-	-	-	-	-
Baraga Township, Precinct 4	-	-	-	-	-	-	-
Covington Township, Precinct 1	-	-	-	-	-	-	-
L Anse Township, Precinct 1	-	-	-	-	-	-	-
Spurr Township, Precinct 1	-	-	-	-	-	-	-
Total	432	136	85	85	100.00%	0	0.00%

Statement of Votes Cast
Baraga County, MI
2016 General Primary
SOVC For Jurisdiction Wide, All Counters, All Races

REP Arvon Twp Trustee

	Reg. Voters	Times Counted	Total Votes	Keith A. Erickson (REP)		Karl G. Gipp (REP)		Write-In Votes	
Jurisdiction Wide									
Arvon Township, Precinct 1	432	136	147	80	54.42%	67	45.58%	0	0.00%
Baraga Township, Precinct 1	-	-	-	-	-	-	-	-	-
Baraga Township, Precinct 2	-	-	-	-	-	-	-	-	-
Baraga Township, Precinct 3	-	-	-	-	-	-	-	-	-
Baraga Township, Precinct 4	-	-	-	-	-	-	-	-	-
Covington Township, Precinct 1	-	-	-	-	-	-	-	-	-
L Anse Township, Precinct 1	-	-	-	-	-	-	-	-	-
Spurr Township, Precinct 1	-	-	-	-	-	-	-	-	-
Total	432	136	147	80	54.42%	67	45.58%	0	0.00%

Statement of Votes Cast
Baraga County, MI
2016 General Primary
SOVC For Jurisdiction Wide, All Counters, All Races

	REP Baraga Twp Supervisor					REP Baraga Twp Clerk				
	Reg. Voters	Times Counted	Total Votes	Write-In Votes		Reg. Voters	Times Counted	Total Votes	Write-In Votes	
Jurisdiction Wide										
Arvon Township, Precinct 1	-	-	-	-	-	-	-	-	-	-
Baraga Township, Precinct 1	1220	191	3	3	100.00%	1220	191	3	3	100.00%
Baraga Township, Precinct 2	357	84	0	0	-	357	84	0	0	-
Baraga Township, Precinct 3	304	74	2	2	100.00%	304	74	1	1	100.00%
Baraga Township, Precinct 4	423	77	0	0	-	423	77	0	0	-
Covington Township, Precinct 1	-	-	-	-	-	-	-	-	-	-
L Anse Township, Precinct 1	-	-	-	-	-	-	-	-	-	-
Spurr Township, Precinct 1	-	-	-	-	-	-	-	-	-	-
Total	2304	426	5	5	100.00%	2304	426	4	4	100.00%

Statement of Votes Cast
Baraga County, MI
2016 General Primary
SOVC For Jurisdiction Wide, All Counters, All Races

	REP Baraga Twp Treasurer				
	Reg. Voters	Times Counted	Total Votes	Write-In Votes	
Jurisdiction Wide					
Arvon Township, Precinct 1	-	-	-	-	-
Baraga Township, Precinct 1	1220	191	3	3	100.00%
Baraga Township, Precinct 2	357	84	0	0	-
Baraga Township, Precinct 3	304	74	1	1	100.00%
Baraga Township, Precinct 4	423	77	0	0	-
Covington Township, Precinct 1	-	-	-	-	-
L Anse Township, Precinct 1	-	-	-	-	-
Spurr Township, Precinct 1	-	-	-	-	-
Total	2304	426	4	4	100.00%

Statement of Votes Cast
Baraga County, MI
2016 General Primary
SOVC For Jurisdiction Wide, All Counters, All Races

	REP Baraga Twp Trustee								
	Reg. Voters	Times Counted	Total Votes	Jerry Dompier (REP)		Glenn Juntunen (REP)		Write-In Votes	
Jurisdiction Wide									
Arvon Township, Precinct 1	-	-	-	-	-	-	-	-	-
Baraga Township, Precinct 1	1220	191	142	68	47.89%	74	52.11%	0	0.00%
Baraga Township, Precinct 2	357	84	59	30	50.85%	29	49.15%	0	0.00%
Baraga Township, Precinct 3	304	74	50	22	44.00%	28	56.00%	0	0.00%
Baraga Township, Precinct 4	423	77	68	33	48.53%	35	51.47%	0	0.00%
Covington Township, Precinct 1	-	-	-	-	-	-	-	-	-
L Anse Township, Precinct 1	-	-	-	-	-	-	-	-	-
Spurr Township, Precinct 1	-	-	-	-	-	-	-	-	-
Total	2304	426	319	153	47.96%	166	52.04%	0	0.00%

Statement of Votes Cast
Baraga County, MI
2016 General Primary
SOVC For Jurisdiction Wide, All Counters, All Races

	REP Covington Twp Supervisor						
	Reg. Voters	Times Counted	Total Votes	Amber Franti		Write-In Votes	
Jurisdiction Wide							
Arvon Township, Precinct 1	-	-	-	-	-	-	-
Baraga Township, Precinct 1	-	-	-	-	-	-	-
Baraga Township, Precinct 2	-	-	-	-	-	-	-
Baraga Township, Precinct 3	-	-	-	-	-	-	-
Baraga Township, Precinct 4	-	-	-	-	-	-	-
Covington Township, Precinct 1	363	140	60	27	45.00%	33	55.00%
L Anse Township, Precinct 1	-	-	-	-	-	-	-
Spurr Township, Precinct 1	-	-	-	-	-	-	-
Total	363	140	60	27	45.00%	33	55.00%

Statement of Votes Cast
Baraga County, MI
2016 General Primary
SOVC For Jurisdiction Wide, All Counters, All Races

	REP Covington Twp Clerk						
	Reg. Voters	Times Counted	Total Votes	Amy J. Leaf (REP)		Write-In Votes	
Jurisdiction Wide							
Arvon Township, Precinct 1	-	-	-	-	-	-	-
Baraga Township, Precinct 1	-	-	-	-	-	-	-
Baraga Township, Precinct 2	-	-	-	-	-	-	-
Baraga Township, Precinct 3	-	-	-	-	-	-	-
Baraga Township, Precinct 4	-	-	-	-	-	-	-
Covington Township, Precinct 1	363	113	63	63	100.00%	0	0.00%
L Anse Township, Precinct 1	-	-	-	-	-	-	-
Spurr Township, Precinct 1	-	-	-	-	-	-	-
Total	363	113	63	63	100.00%	0	0.00%

Statement of Votes Cast
Baraga County, MI
2016 General Primary
SOVC For Jurisdiction Wide, All Counters, All Races

	REP Covington Twp Treasurer				
	Reg. Voters	Times Counted	Total Votes	Write-In Votes	
Jurisdiction Wide					
Arvon Township, Precinct 1	-	-	-	-	-
Baraga Township, Precinct 1	-	-	-	-	-
Baraga Township, Precinct 2	-	-	-	-	-
Baraga Township, Precinct 3	-	-	-	-	-
Baraga Township, Precinct 4	-	-	-	-	-
Covington Township, Precinct 1	363	113	3	3	100.00%
L Anse Township, Precinct 1	-	-	-	-	-
Spurr Township, Precinct 1	-	-	-	-	-
Total	363	113	3	3	100.00%

Statement of Votes Cast
Baraga County, MI
2016 General Primary
SOVC For Jurisdiction Wide, All Counters, All Races

REP Covington Twp Trustee

	Reg. Voters	Times Counted	Total Votes	Laurie Ahola (REP)		Tom McCann (REP)		Write-In Votes	
Jurisdiction Wide									
Arvon Township, Precinct 1	-	-	-	-	-	-	-	-	-
Baraga Township, Precinct 1	-	-	-	-	-	-	-	-	-
Baraga Township, Precinct 2	-	-	-	-	-	-	-	-	-
Baraga Township, Precinct 3	-	-	-	-	-	-	-	-	-
Baraga Township, Precinct 4	-	-	-	-	-	-	-	-	-
Covington Township, Precinct 1	363	113	90	53	58.89%	37	41.11%	0	0.00%
L Anse Township, Precinct 1	-	-	-	-	-	-	-	-	-
Spurr Township, Precinct 1	-	-	-	-	-	-	-	-	-
Total	363	113	90	53	58.89%	37	41.11%	0	0.00%

Statement of Votes Cast
Baraga County, MI
2016 General Primary
SOVC For Jurisdiction Wide, All Counters, All Races

	REP L Anse Twp Supervisor					REP L Anse Twp Clerk				
	Reg. Voters	Times Counted	Total Votes	Write-In Votes		Reg. Voters	Times Counted	Total Votes	Write-In Votes	
Jurisdiction Wide										
Arvon Township, Precinct 1	-	-	-	-	-	-	-	-	-	-
Baraga Township, Precinct 1	-	-	-	-	-	-	-	-	-	-
Baraga Township, Precinct 2	-	-	-	-	-	-	-	-	-	-
Baraga Township, Precinct 3	-	-	-	-	-	-	-	-	-	-
Baraga Township, Precinct 4	-	-	-	-	-	-	-	-	-	-
Covington Township, Precinct 1	-	-	-	-	-	-	-	-	-	-
L Anse Township, Precinct 1	3035	590	9	9	100.00%	3035	590	9	9	100.00%
Spurr Township, Precinct 1	-	-	-	-	-	-	-	-	-	-
Total	3035	590	9	9	100.00%	3035	590	9	9	100.00%

Statement of Votes Cast
Baraga County, MI
2016 General Primary
SOVC For Jurisdiction Wide, All Counters, All Races

REP L Anse Twp Treasurer

	Reg. Voters	Times Counted	Total Votes	Write-In Votes	
Jurisdiction Wide					
Arvon Township, Precinct 1	-	-	-	-	-
Baraga Township, Precinct 1	-	-	-	-	-
Baraga Township, Precinct 2	-	-	-	-	-
Baraga Township, Precinct 3	-	-	-	-	-
Baraga Township, Precinct 4	-	-	-	-	-
Covington Township, Precinct 1	-	-	-	-	-
L Anse Township, Precinct 1	3035	590	9	9	100.00%
Spurr Township, Precinct 1	-	-	-	-	-
Total	3035	590	9	9	100.00%

Statement of Votes Cast
Baraga County, MI
2016 General Primary
SOVC For Jurisdiction Wide, All Counters, All Races

	REP L Anse Twp Trustee										
	Reg. Voters	Times Counted	Total Votes	Dan Grandy (REP)		Shelley Lloyd (REP)		Peter Magaraggia (REP)		Write-In Votes	
Jurisdiction Wide											
Arvon Township, Precinct 1	-	-	-	-	-	-	-	-	-	-	-
Baraga Township, Precinct 1	-	-	-	-	-	-	-	-	-	-	-
Baraga Township, Precinct 2	-	-	-	-	-	-	-	-	-	-	-
Baraga Township, Precinct 3	-	-	-	-	-	-	-	-	-	-	-
Baraga Township, Precinct 4	-	-	-	-	-	-	-	-	-	-	-
Covington Township, Precinct 1	-	-	-	-	-	-	-	-	-	-	-
L Anse Township, Precinct 1	3035	590	521	66	12.67%	212	40.69%	242	46.45%	1	0.19%
Spurr Township, Precinct 1	-	-	-	-	-	-	-	-	-	-	-
Total	3035	590	521	66	12.67%	212	40.69%	242	46.45%	1	0.19%

Statement of Votes Cast
Baraga County, MI
2016 General Primary
SOVC For Jurisdiction Wide, All Counters, All Races

	REP L Anse Twp Constable					REP Spurr Twp Supervisor				
	Reg. Voters	Times Counted	Total Votes	Write-In Votes		Reg. Voters	Times Counted	Total Votes	Write-In Votes	
Jurisdiction Wide										
Arvon Township, Precinct 1	-	-	-	-	-	-	-	-	-	-
Baraga Township, Precinct 1	-	-	-	-	-	-	-	-	-	-
Baraga Township, Precinct 2	-	-	-	-	-	-	-	-	-	-
Baraga Township, Precinct 3	-	-	-	-	-	-	-	-	-	-
Baraga Township, Precinct 4	-	-	-	-	-	-	-	-	-	-
Covington Township, Precinct 1	-	-	-	-	-	-	-	-	-	-
L Anse Township, Precinct 1	3035	590	8	8	100.00%	-	-	-	-	-
Spurr Township, Precinct 1	-	-	-	-	-	239	78	1	1	100.00%
Total	3035	590	8	8	100.00%	239	78	1	1	100.00%

Statement of Votes Cast
Baraga County, MI
2016 General Primary
SOVC For Jurisdiction Wide, All Counters, All Races

	REP Spurr Twp Clerk						
	Reg. Voters	Times Counted	Total Votes	Linda Legacy (REP)		Write-In Votes	
Jurisdiction Wide							
Arvon Township, Precinct 1	-	-	-	-	-	-	-
Baraga Township, Precinct 1	-	-	-	-	-	-	-
Baraga Township, Precinct 2	-	-	-	-	-	-	-
Baraga Township, Precinct 3	-	-	-	-	-	-	-
Baraga Township, Precinct 4	-	-	-	-	-	-	-
Covington Township, Precinct 1	-	-	-	-	-	-	-
L Anse Township, Precinct 1	-	-	-	-	-	-	-
Spurr Township, Precinct 1	239	78	36	36	100.00%	0	0.00%
Total	239	78	36	36	100.00%	0	0.00%

Statement of Votes Cast
Baraga County, MI
2016 General Primary
SOVC For Jurisdiction Wide, All Counters, All Races

	REP Spurr Twp Treasurer				
	Reg. Voters	Times Counted	Total Votes	Write-In Votes	
Jurisdiction Wide					
Arvon Township, Precinct 1	-	-	-	-	-
Baraga Township, Precinct 1	-	-	-	-	-
Baraga Township, Precinct 2	-	-	-	-	-
Baraga Township, Precinct 3	-	-	-	-	-
Baraga Township, Precinct 4	-	-	-	-	-
Covington Township, Precinct 1	-	-	-	-	-
L Anse Township, Precinct 1	-	-	-	-	-
Spurr Township, Precinct 1	239	78	0	0	-
Total	239	78	0	0	-

Statement of Votes Cast
Baraga County, MI
2016 General Primary
SOVC For Jurisdiction Wide, All Counters, All Races

	REP Spurr Twp Trustee						
	Reg. Voters	Times Counted	Total Votes	Richard Taylor (REP)		Write-In Votes	
Jurisdiction Wide							
Arvon Township, Precinct 1	-	-	-	-	-	-	-
Baraga Township, Precinct 1	-	-	-	-	-	-	-
Baraga Township, Precinct 2	-	-	-	-	-	-	-
Baraga Township, Precinct 3	-	-	-	-	-	-	-
Baraga Township, Precinct 4	-	-	-	-	-	-	-
Covington Township, Precinct 1	-	-	-	-	-	-	-
L Anse Township, Precinct 1	-	-	-	-	-	-	-
Spurr Township, Precinct 1	239	78	34	34	100.00%	0	0.00%
Total	239	78	34	34	100.00%	0	0.00%

Statement of Votes Cast
Baraga County, MI
2016 General Primary
SOVC For Jurisdiction Wide, All Counters, All Races

	REP Arvon 1 Delegate						
	Reg. Voters	Times Counted	Total Votes	Burt Mason (REP)		Write-In Votes	
Jurisdiction Wide							
Arvon Township, Precinct 1	432	136	75	73	97.33%	2	2.67%
Baraga Township, Precinct 1	-	-	-	-	-	-	-
Baraga Township, Precinct 2	-	-	-	-	-	-	-
Baraga Township, Precinct 3	-	-	-	-	-	-	-
Baraga Township, Precinct 4	-	-	-	-	-	-	-
Covington Township, Precinct 1	-	-	-	-	-	-	-
L Anse Township, Precinct 1	-	-	-	-	-	-	-
Spurr Township, Precinct 1	-	-	-	-	-	-	-
Total	432	136	75	73	97.33%	2	2.67%

Statement of Votes Cast
Baraga County, MI
2016 General Primary
SOVC For Jurisdiction Wide, All Counters, All Races

	REP Baraga 1 Delegate						
	Reg. Voters	Times Counted	Total Votes	John C. Drennan (REP)		Write-In Votes	
Jurisdiction Wide							
Arvon Township, Precinct 1	-	-	-	-	-	-	-
Baraga Township, Precinct 1	1220	191	69	68	98.55%	1	1.45%
Baraga Township, Precinct 2	-	-	-	-	-	-	-
Baraga Township, Precinct 3	-	-	-	-	-	-	-
Baraga Township, Precinct 4	-	-	-	-	-	-	-
Covington Township, Precinct 1	-	-	-	-	-	-	-
L Anse Township, Precinct 1	-	-	-	-	-	-	-
Spurr Township, Precinct 1	-	-	-	-	-	-	-
Total	1220	191	69	68	98.55%	1	1.45%

Statement of Votes Cast
Baraga County, MI
2016 General Primary
SOVC For Jurisdiction Wide, All Counters, All Races

	REP Baraga 2 Delegate				
	Reg. Voters	Times Counted	Total Votes	Write-In Votes	
Jurisdiction Wide					
Arvon Township, Precinct 1	-	-	-	-	-
Baraga Township, Precinct 1	-	-	-	-	-
Baraga Township, Precinct 2	357	84	2	2	100.00%
Baraga Township, Precinct 3	-	-	-	-	-
Baraga Township, Precinct 4	-	-	-	-	-
Covington Township, Precinct 1	-	-	-	-	-
L Anse Township, Precinct 1	-	-	-	-	-
Spurr Township, Precinct 1	-	-	-	-	-
Total	357	84	2	2	100.00%

Statement of Votes Cast
Baraga County, MI
2016 General Primary
SOVC For Jurisdiction Wide, All Counters, All Races

	REP Baraga 3 Delegate						
	Reg. Voters	Times Counted	Total Votes	Reuben Peterson (REP)		Write-In Votes	
Jurisdiction Wide							
Arvon Township, Precinct 1	-	-	-	-	-	-	-
Baraga Township, Precinct 1	-	-	-	-	-	-	-
Baraga Township, Precinct 2	-	-	-	-	-	-	-
Baraga Township, Precinct 3	304	74	28	27	96.43%	1	3.57%
Baraga Township, Precinct 4	-	-	-	-	-	-	-
Covington Township, Precinct 1	-	-	-	-	-	-	-
L Anse Township, Precinct 1	-	-	-	-	-	-	-
Spurr Township, Precinct 1	-	-	-	-	-	-	-
Total	304	74	28	27	96.43%	1	3.57%

Statement of Votes Cast
Baraga County, MI
2016 General Primary
SOVC For Jurisdiction Wide, All Counters, All Races

	REP Baraga 4 Delegate					REP Covington 1 Delegate				
	Reg. Voters	Times Counted	Total Votes	Write-In Votes		Reg. Voters	Times Counted	Total Votes	Write-In Votes	
Jurisdiction Wide										
Arvon Township, Precinct 1	-	-	-	-	-	-	-	-	-	-
Baraga Township, Precinct 1	-	-	-	-	-	-	-	-	-	-
Baraga Township, Precinct 2	-	-	-	-	-	-	-	-	-	-
Baraga Township, Precinct 3	-	-	-	-	-	-	-	-	-	-
Baraga Township, Precinct 4	423	77	0	0	-	-	-	-	-	-
Covington Township, Precinct 1	-	-	-	-	-	363	113	1	1	100.00%
L Anse Township, Precinct 1	-	-	-	-	-	-	-	-	-	-
Spurr Township, Precinct 1	-	-	-	-	-	-	-	-	-	-
Total	423	77	0	0	-	363	113	1	1	100.00%

Statement of Votes Cast
Baraga County, MI
2016 General Primary
SOVC For Jurisdiction Wide, All Counters, All Races

	REP L Anse 1 Delegate						
	Reg. Voters	Times Counted	Total Votes	Eric Cadeau		Write-In Votes	
Jurisdiction Wide							
Arvon Township, Precinct 1	-	-	-	-	-	-	-
Baraga Township, Precinct 1	-	-	-	-	-	-	-
Baraga Township, Precinct 2	-	-	-	-	-	-	-
Baraga Township, Precinct 3	-	-	-	-	-	-	-
Baraga Township, Precinct 4	-	-	-	-	-	-	-
Covington Township, Precinct 1	-	-	-	-	-	-	-
L Anse Township, Precinct 1	3035	590	14	3	21.43%	11	78.57%
Spurr Township, Precinct 1	-	-	-	-	-	-	-
Total	3035	590	14	3	21.43%	11	78.57%

	REP Spurr 1 Delegate				
	Reg. Voters	Times Counted	Total Votes	Write-In Votes	
Jurisdiction Wide					
Arvon Township, Precinct 1	-	-	-	-	-
Baraga Township, Precinct 1	-	-	-	-	-
Baraga Township, Precinct 2	-	-	-	-	-
Baraga Township, Precinct 3	-	-	-	-	-
Baraga Township, Precinct 4	-	-	-	-	-
Covington Township, Precinct 1	-	-	-	-	-
L Anse Township, Precinct 1	-	-	-	-	-
Spurr Township, Precinct 1	239	78	1	1	100.00%
Total	239	78	1	1	100.00%

Statement of Votes Cast
Baraga County, MI
2016 General Primary
SOVC For Jurisdiction Wide, All Counters, All Races

	DEM Prosecuting Attorney				
	Reg. Voters	Times Counted	Total Votes	Write-In Votes	
Jurisdiction Wide					
Arvon Township, Precinct 1	432	136	0	0	-
Baraga Township, Precinct 1	1220	191	3	3	100.00%
Baraga Township, Precinct 2	357	84	2	2	100.00%
Baraga Township, Precinct 3	304	74	2	2	100.00%
Baraga Township, Precinct 4	423	77	0	0	-
Covington Township, Precinct 1	363	113	1	1	100.00%
L Anse Township, Precinct 1	3035	590	9	9	100.00%
Spurr Township, Precinct 1	239	78	2	2	100.00%
Total	6373	1343	19	19	100.00%

Statement of Votes Cast
Baraga County, MI
2016 General Primary
SOVC For Jurisdiction Wide, All Counters, All Races

	DEM County Sheriff						
	Reg. Voters	Times Counted	Total Votes	Paul D. Smith (DEM)		Write-In Votes	
Jurisdiction Wide							
Arvon Township, Precinct 1	432	136	16	16	100.00%	0	0.00%
Baraga Township, Precinct 1	1220	191	45	43	95.56%	2	4.44%
Baraga Township, Precinct 2	357	84	8	8	100.00%	0	0.00%
Baraga Township, Precinct 3	304	74	16	16	100.00%	0	0.00%
Baraga Township, Precinct 4	423	77	9	9	100.00%	0	0.00%
Covington Township, Precinct 1	363	113	26	26	100.00%	0	0.00%
L Anse Township, Precinct 1	3035	590	94	91	96.81%	3	3.19%
Spurr Township, Precinct 1	239	78	26	26	100.00%	0	0.00%
Total	6373	1343	240	235	97.92%	5	2.08%

Statement of Votes Cast
Baraga County, MI
2016 General Primary
SOVC For Jurisdiction Wide, All Counters, All Races

	DEM County Clerk-Reg Deeds					DEM County Treasurer				
	Reg. Voters	Times Counted	Total Votes	Write-In Votes		Reg. Voters	Times Counted	Total Votes	Write-In Votes	
Jurisdiction Wide										
Arvon Township, Precinct 1	432	136	0	0	-	432	136	0	0	-
Baraga Township, Precinct 1	1220	191	5	5	100.00%	1220	191	5	5	100.00%
Baraga Township, Precinct 2	357	84	1	1	100.00%	357	84	1	1	100.00%
Baraga Township, Precinct 3	304	74	2	2	100.00%	304	74	2	2	100.00%
Baraga Township, Precinct 4	423	77	0	0	-	423	77	0	0	-
Covington Township, Precinct 1	363	113	0	0	-	363	113	1	1	100.00%
L Anse Township, Precinct 1	3035	590	9	9	100.00%	3035	590	8	8	100.00%
Spurr Township, Precinct 1	239	78	3	3	100.00%	239	78	3	3	100.00%
Total	6373	1343	20	20	100.00%	6373	1343	20	20	100.00%

Statement of Votes Cast
Baraga County, MI
2016 General Primary
SOVC For Jurisdiction Wide, All Counters, All Races

	DEM Mine Inspector					DEM D1 Commissioner				
	Reg. Voters	Times Counted	Total Votes	Write-In Votes		Reg. Voters	Times Counted	Total Votes	Write-In Votes	
Jurisdiction Wide										
Arvon Township, Precinct 1	432	136	1	1	100.00%	-	-	-	-	-
Baraga Township, Precinct 1	1220	191	5	5	100.00%	-	-	-	-	-
Baraga Township, Precinct 2	357	84	1	1	100.00%	357	84	1	1	100.00%
Baraga Township, Precinct 3	304	74	3	3	100.00%	304	74	2	2	100.00%
Baraga Township, Precinct 4	423	77	0	0	-	423	77	0	0	-
Covington Township, Precinct 1	363	113	1	1	100.00%	179	66	1	1	100.00%
L Anse Township, Precinct 1	3035	590	9	9	100.00%	-	-	-	-	-
Spurr Township, Precinct 1	239	78	2	2	100.00%	-	-	-	-	-
Total	6373	1343	22	22	100.00%	1263	301	4	4	100.00%

Statement of Votes Cast
Baraga County, MI
2016 General Primary
SOVC For Jurisdiction Wide, All Counters, All Races

	DEM D2 Commissioner						
	Reg. Voters	Times Counted	Total Votes	Michael R. Koskinen (DEM)		Write-In Votes	
Jurisdiction Wide							
Arvon Township, Precinct 1	-	-	-	-	-	-	-
Baraga Township, Precinct 1	1220	191	59	58	98.31%	1	1.69%
Baraga Township, Precinct 2	-	-	-	-	-	-	-
Baraga Township, Precinct 3	-	-	-	-	-	-	-
Baraga Township, Precinct 4	-	-	-	-	-	-	-
Covington Township, Precinct 1	-	-	-	-	-	-	-
L Anse Township, Precinct 1	-	-	-	-	-	-	-
Spurr Township, Precinct 1	-	-	-	-	-	-	-
Total	1220	191	59	58	98.31%	1	1.69%

Statement of Votes Cast
Baraga County, MI
2016 General Primary
SOVC For Jurisdiction Wide, All Counters, All Races

	DEM D3 Commissioner						
	Reg. Voters	Times Counted	Total Votes	Patrick Reilley (DEM)		Write-In Votes	
Jurisdiction Wide							
Arvon Township, Precinct 1	-	-	-	-	-	-	-
Baraga Township, Precinct 1	-	-	-	-	-	-	-
Baraga Township, Precinct 2	-	-	-	-	-	-	-
Baraga Township, Precinct 3	-	-	-	-	-	-	-
Baraga Township, Precinct 4	-	-	-	-	-	-	-
Covington Township, Precinct 1	184	47	14	14	100.00%	0	0.00%
L Anse Township, Precinct 1	882	163	34	33	97.06%	1	2.94%
Spurr Township, Precinct 1	239	78	27	27	100.00%	0	0.00%
Total	1305	288	75	74	98.67%	1	1.33%

Statement of Votes Cast
Baraga County, MI
2016 General Primary
SOVC For Jurisdiction Wide, All Counters, All Races

	DEM D4 Commissioner						
	Reg. Voters	Times Counted	Total Votes	William Menge (DEM)		Write-In Votes	
Jurisdiction Wide							
Arvon Township, Precinct 1	432	136	29	29	100.00%	0	0.00%
Baraga Township, Precinct 1	-	-	-	-	-	-	-
Baraga Township, Precinct 2	-	-	-	-	-	-	-
Baraga Township, Precinct 3	-	-	-	-	-	-	-
Baraga Township, Precinct 4	-	-	-	-	-	-	-
Covington Township, Precinct 1	-	-	-	-	-	-	-
L Anse Township, Precinct 1	905	196	41	41	100.00%	0	0.00%
Spurr Township, Precinct 1	-	-	-	-	-	-	-
Total	1337	332	70	70	100.00%	0	0.00%

Statement of Votes Cast
Baraga County, MI
2016 General Primary
SOVC For Jurisdiction Wide, All Counters, All Races

	DEM D5 Commissioner						
	Reg. Voters	Times Counted	Total Votes	William C. Rolof (DEM)		Write-In Votes	
Jurisdiction Wide							
Arvon Township, Precinct 1	-	-	-	-	-	-	-
Baraga Township, Precinct 1	-	-	-	-	-	-	-
Baraga Township, Precinct 2	-	-	-	-	-	-	-
Baraga Township, Precinct 3	-	-	-	-	-	-	-
Baraga Township, Precinct 4	-	-	-	-	-	-	-
Covington Township, Precinct 1	-	-	-	-	-	-	-
L Anse Township, Precinct 1	1248	231	63	63	100.00%	0	0.00%
Spurr Township, Precinct 1	-	-	-	-	-	-	-
Total	1248	231	63	63	100.00%	0	0.00%

Statement of Votes Cast
Baraga County, MI
2016 General Primary
SOVC For Jurisdiction Wide, All Counters, All Races

	DEM Arvon Twp Supervisor						
	Reg. Voters	Times Counted	Total Votes	James Soli (DEM)		Write-In Votes	
Jurisdiction Wide							
Arvon Township, Precinct 1	432	136	31	31	100.00%	0	0.00%
Baraga Township, Precinct 1	-	-	-	-	-	-	-
Baraga Township, Precinct 2	-	-	-	-	-	-	-
Baraga Township, Precinct 3	-	-	-	-	-	-	-
Baraga Township, Precinct 4	-	-	-	-	-	-	-
Covington Township, Precinct 1	-	-	-	-	-	-	-
L Anse Township, Precinct 1	-	-	-	-	-	-	-
Spurr Township, Precinct 1	-	-	-	-	-	-	-
Total	432	136	31	31	100.00%	0	0.00%

Statement of Votes Cast
Baraga County, MI
2016 General Primary
SOVC For Jurisdiction Wide, All Counters, All Races

	DEM Arvon Twp Clerk				DEM Arvon Twp Treasurer			
	Reg. Voters	Times Counted	Total Votes	Write-In Votes	Reg. Voters	Times Counted	Total Votes	Write-In Votes
Jurisdiction Wide								
Arvon Township, Precinct 1	432	136	0	0	432	136	0	0
Baraga Township, Precinct 1	-	-	-	-	-	-	-	-
Baraga Township, Precinct 2	-	-	-	-	-	-	-	-
Baraga Township, Precinct 3	-	-	-	-	-	-	-	-
Baraga Township, Precinct 4	-	-	-	-	-	-	-	-
Covington Township, Precinct 1	-	-	-	-	-	-	-	-
L Anse Township, Precinct 1	-	-	-	-	-	-	-	-
Spurr Township, Precinct 1	-	-	-	-	-	-	-	-
Total	432	136	0	0	432	136	0	0

Statement of Votes Cast
Baraga County, MI
2016 General Primary
SOVC For Jurisdiction Wide, All Counters, All Races

	DEM Arvon Twp Trustee			
	Reg. Voters	Times Counted	Total Votes	Write-In Votes
Jurisdiction Wide				
Arvon Township, Precinct 1	432	136	0	0
Baraga Township, Precinct 1	-	-	-	-
Baraga Township, Precinct 2	-	-	-	-
Baraga Township, Precinct 3	-	-	-	-
Baraga Township, Precinct 4	-	-	-	-
Covington Township, Precinct 1	-	-	-	-
L Anse Township, Precinct 1	-	-	-	-
Spurr Township, Precinct 1	-	-	-	-
Total	432	136	0	0

Statement of Votes Cast
Baraga County, MI
2016 General Primary
SOVC For Jurisdiction Wide, All Counters, All Races

	DEM Baraga Twp Supervisor						
	Reg. Voters	Times Counted	Total Votes	Amy Isaacson (DEM)		Write-In Votes	
Jurisdiction Wide							
Arvon Township, Precinct 1	-	-	-	-	-	-	-
Baraga Township, Precinct 1	1220	191	68	68	100.00%	0	0.00%
Baraga Township, Precinct 2	357	84	12	12	100.00%	0	0.00%
Baraga Township, Precinct 3	304	74	15	15	100.00%	0	0.00%
Baraga Township, Precinct 4	423	77	11	11	100.00%	0	0.00%
Covington Township, Precinct 1	-	-	-	-	-	-	-
L Anse Township, Precinct 1	-	-	-	-	-	-	-
Spurr Township, Precinct 1	-	-	-	-	-	-	-
Total	2304	426	106	106	100.00%	0	0.00%

Statement of Votes Cast
Baraga County, MI
2016 General Primary
SOVC For Jurisdiction Wide, All Counters, All Races

	DEM Baraga Twp Clerk						
	Reg. Voters	Times Counted	Total Votes	Michelle Fish (DEM)		Write-In Votes	
Jurisdiction Wide							
Arvon Township, Precinct 1	-	-	-	-	-	-	-
Baraga Township, Precinct 1	1220	191	66	66	100.00%	0	0.00%
Baraga Township, Precinct 2	357	84	11	11	100.00%	0	0.00%
Baraga Township, Precinct 3	304	74	15	15	100.00%	0	0.00%
Baraga Township, Precinct 4	423	77	10	10	100.00%	0	0.00%
Covington Township, Precinct 1	-	-	-	-	-	-	-
L Anse Township, Precinct 1	-	-	-	-	-	-	-
Spurr Township, Precinct 1	-	-	-	-	-	-	-
Total	2304	426	102	102	100.00%	0	0.00%

Statement of Votes Cast
Baraga County, MI
2016 General Primary
SOVC For Jurisdiction Wide, All Counters, All Races

	DEM Baraga Twp Treasurer						
	Reg. Voters	Times Counted	Total Votes	Catherine Wadaga (DEM)		Write-In Votes	
Jurisdiction Wide							
Arvon Township, Precinct 1	-	-	-	-	-	-	-
Baraga Township, Precinct 1	1220	191	64	64	100.00%	0	0.00%
Baraga Township, Precinct 2	357	84	11	11	100.00%	0	0.00%
Baraga Township, Precinct 3	304	74	14	14	100.00%	0	0.00%
Baraga Township, Precinct 4	423	77	12	12	100.00%	0	0.00%
Covington Township, Precinct 1	-	-	-	-	-	-	-
L Anse Township, Precinct 1	-	-	-	-	-	-	-
Spurr Township, Precinct 1	-	-	-	-	-	-	-
Total	2304	426	101	101	100.00%	0	0.00%

Statement of Votes Cast
Baraga County, MI
2016 General Primary
SOVC For Jurisdiction Wide, All Counters, All Races

	DEM Baraga Twp Trustee				
	Reg. Voters	Times Counted	Total Votes	Write-In Votes	
Jurisdiction Wide					
Arvon Township, Precinct 1	-	-	-	-	-
Baraga Township, Precinct 1	1220	191	3	3	100.00%
Baraga Township, Precinct 2	357	84	1	1	100.00%
Baraga Township, Precinct 3	304	74	1	1	100.00%
Baraga Township, Precinct 4	423	77	0	0	-
Covington Township, Precinct 1	-	-	-	-	-
L Anse Township, Precinct 1	-	-	-	-	-
Spurr Township, Precinct 1	-	-	-	-	-
Total	2304	426	5	5	100.00%

Statement of Votes Cast
Baraga County, MI
2016 General Primary
SOVC For Jurisdiction Wide, All Counters, All Races

	DEM Covington Twp Supervisor						
	Reg. Voters	Times Counted	Total Votes	Lowella Eskel		Write-In Votes	
Jurisdiction Wide							
Arvon Township, Precinct 1	-	-	-	-	-	-	-
Baraga Township, Precinct 1	-	-	-	-	-	-	-
Baraga Township, Precinct 2	-	-	-	-	-	-	-
Baraga Township, Precinct 3	-	-	-	-	-	-	-
Baraga Township, Precinct 4	-	-	-	-	-	-	-
Covington Township, Precinct 1	363	135	45	22	48.89%	23	51.11%
L Anse Township, Precinct 1	-	-	-	-	-	-	-
Spurr Township, Precinct 1	-	-	-	-	-	-	-
Total	363	135	45	22	48.89%	23	51.11%

Statement of Votes Cast
Baraga County, MI
2016 General Primary
SOVC For Jurisdiction Wide, All Counters, All Races

	DEM Covington Twp Clerk			
	Reg. Voters	Times Counted	Total Votes	Write-In Votes
Jurisdiction Wide				
Arvon Township, Precinct 1	-	-	-	-
Baraga Township, Precinct 1	-	-	-	-
Baraga Township, Precinct 2	-	-	-	-
Baraga Township, Precinct 3	-	-	-	-
Baraga Township, Precinct 4	-	-	-	-
Covington Township, Precinct 1	363	113	0	0
L Anse Township, Precinct 1	-	-	-	-
Spurr Township, Precinct 1	-	-	-	-
Total	363	113	0	0

Statement of Votes Cast
Baraga County, MI
2016 General Primary
SOVC For Jurisdiction Wide, All Counters, All Races

DEM Covington Twp Treasurer

	Reg. Voters	Times Counted	Total Votes	Lisa M. Karcher (DEM)		Write-In Votes	
Jurisdiction Wide							
Arvon Township, Precinct 1	-	-	-	-	-	-	-
Baraga Township, Precinct 1	-	-	-	-	-	-	-
Baraga Township, Precinct 2	-	-	-	-	-	-	-
Baraga Township, Precinct 3	-	-	-	-	-	-	-
Baraga Township, Precinct 4	-	-	-	-	-	-	-
Covington Township, Precinct 1	363	113	33	33	100.00%	0	0.00%
L Anse Township, Precinct 1	-	-	-	-	-	-	-
Spurr Township, Precinct 1	-	-	-	-	-	-	-
Total	363	113	33	33	100.00%	0	0.00%

Statement of Votes Cast
Baraga County, MI
2016 General Primary
SOVC For Jurisdiction Wide, All Counters, All Races

	DEM Covington Twp Trustee						
	Reg. Voters	Times Counted	Total Votes	Lisa Tarvainen (DEM)		Write-In Votes	
Jurisdiction Wide							
Arvon Township, Precinct 1	-	-	-	-	-	-	-
Baraga Township, Precinct 1	-	-	-	-	-	-	-
Baraga Township, Precinct 2	-	-	-	-	-	-	-
Baraga Township, Precinct 3	-	-	-	-	-	-	-
Baraga Township, Precinct 4	-	-	-	-	-	-	-
Covington Township, Precinct 1	363	113	33	33	100.00%	0	0.00%
L Anse Township, Precinct 1	-	-	-	-	-	-	-
Spurr Township, Precinct 1	-	-	-	-	-	-	-
Total	363	113	33	33	100.00%	0	0.00%

Statement of Votes Cast
Baraga County, MI
2016 General Primary
SOVC For Jurisdiction Wide, All Counters, All Races

	DEM L Anse Twp Supervisor						
	Reg. Voters	Times Counted	Total Votes	PJ LeClaire (DEM)		Write-In Votes	
Jurisdiction Wide							
Arvon Township, Precinct 1	-	-	-	-	-	-	-
Baraga Township, Precinct 1	-	-	-	-	-	-	-
Baraga Township, Precinct 2	-	-	-	-	-	-	-
Baraga Township, Precinct 3	-	-	-	-	-	-	-
Baraga Township, Precinct 4	-	-	-	-	-	-	-
Covington Township, Precinct 1	-	-	-	-	-	-	-
L Anse Township, Precinct 1	3035	590	131	130	99.24%	1	0.76%
Spurr Township, Precinct 1	-	-	-	-	-	-	-
Total	3035	590	131	130	99.24%	1	0.76%

Statement of Votes Cast
Baraga County, MI
2016 General Primary
SOVC For Jurisdiction Wide, All Counters, All Races

	DEM L Anse Twp Clerk						
	Reg. Voters	Times Counted	Total Votes	Brian Jentoft (DEM)		Write-In Votes	
Jurisdiction Wide							
Arvon Township, Precinct 1	-	-	-	-	-	-	-
Baraga Township, Precinct 1	-	-	-	-	-	-	-
Baraga Township, Precinct 2	-	-	-	-	-	-	-
Baraga Township, Precinct 3	-	-	-	-	-	-	-
Baraga Township, Precinct 4	-	-	-	-	-	-	-
Covington Township, Precinct 1	-	-	-	-	-	-	-
L Anse Township, Precinct 1	3035	590	137	136	99.27%	1	0.73%
Spurr Township, Precinct 1	-	-	-	-	-	-	-
Total	3035	590	137	136	99.27%	1	0.73%

Statement of Votes Cast
Baraga County, MI
2016 General Primary
SOVC For Jurisdiction Wide, All Counters, All Races

	DEM L Ansc Twp Treasurer						
	Reg. Voters	Times Counted	Total Votes	Kristine Rice (DEM)		Write-In Votes	
Jurisdiction Wide							
Arvon Township, Precinct 1	-	-	-	-	-	-	-
Baraga Township, Precinct 1	-	-	-	-	-	-	-
Baraga Township, Precinct 2	-	-	-	-	-	-	-
Baraga Township, Precinct 3	-	-	-	-	-	-	-
Baraga Township, Precinct 4	-	-	-	-	-	-	-
Covington Township, Precinct 1	-	-	-	-	-	-	-
L Ansc Township, Precinct 1	3035	590	143	141	98.60%	2	1.40%
Spurr Township, Precinct 1	-	-	-	-	-	-	-
Total	3035	590	143	141	98.60%	2	1.40%

Statement of Votes Cast
Baraga County, MI
2016 General Primary
SOVC For Jurisdiction Wide, All Counters, All Races

	DEM L Anse Twp Trustee				
	Reg. Voters	Times Counted	Total Votes	Write-In Votes	
Jurisdiction Wide					
Arvon Township, Precinct 1	-	-	-	-	-
Baraga Township, Precinct 1	-	-	-	-	-
Baraga Township, Precinct 2	-	-	-	-	-
Baraga Township, Precinct 3	-	-	-	-	-
Baraga Township, Precinct 4	-	-	-	-	-
Covington Township, Precinct 1	-	-	-	-	-
L Anse Township, Precinct 1	3035	590	7	7	100.00%
Spurr Township, Precinct 1	-	-	-	-	-
Total	3035	590	7	7	100.00%

Statement of Votes Cast
Baraga County, MI
2016 General Primary
SOVC For Jurisdiction Wide, All Counters, All Races

	DEM L Anse Twp Constable								
	Reg. Voters	Times Counted	Total Votes	Jennie E. Nordstrom (DEM)		John P. Robillard (DEM)		Write-In Votes	
Jurisdiction Wide									
Arvon Township, Precinct 1	-	-	-	-	-	-	-	-	-
Baraga Township, Precinct 1	-	-	-	-	-	-	-	-	-
Baraga Township, Precinct 2	-	-	-	-	-	-	-	-	-
Baraga Township, Precinct 3	-	-	-	-	-	-	-	-	-
Baraga Township, Precinct 4	-	-	-	-	-	-	-	-	-
Covington Township, Precinct 1	-	-	-	-	-	-	-	-	-
L Anse Township, Precinct 1	3035	590	216	113	52.31%	102	47.22%	1	0.46%
Spurr Township, Precinct 1	-	-	-	-	-	-	-	-	-
Total	3035	590	216	113	52.31%	102	47.22%	1	0.46%

Statement of Votes Cast
Baraga County, MI
2016 General Primary
SOVC For Jurisdiction Wide, All Counters, All Races

	DEM Spurr Twp Supervisor						
	Reg. Voters	Times Counted	Total Votes	Michael Hosey (DEM)		Write-In Votes	
Jurisdiction Wide							
Arvon Township, Precinct 1	-	-	-	-	-	-	-
Baraga Township, Precinct 1	-	-	-	-	-	-	-
Baraga Township, Precinct 2	-	-	-	-	-	-	-
Baraga Township, Precinct 3	-	-	-	-	-	-	-
Baraga Township, Precinct 4	-	-	-	-	-	-	-
Covington Township, Precinct 1	-	-	-	-	-	-	-
L Anse Township, Precinct 1	-	-	-	-	-	-	-
Spurr Township, Precinct 1	239	78	19	17	89.47%	2	10.53%
Total	239	78	19	17	89.47%	2	10.53%

Statement of Votes Cast
Baraga County, MI
2016 General Primary
SOVC For Jurisdiction Wide, All Counters, All Races

	DEM Spurr Twp Clerk				
	Reg. Voters	Times Counted	Total Votes	Write-In Votes	
Jurisdiction Wide					
Arvon Township, Precinct 1	-	-	-	-	-
Baraga Township, Precinct 1	-	-	-	-	-
Baraga Township, Precinct 2	-	-	-	-	-
Baraga Township, Precinct 3	-	-	-	-	-
Baraga Township, Precinct 4	-	-	-	-	-
Covington Township, Precinct 1	-	-	-	-	-
L Anse Township, Precinct 1	-	-	-	-	-
Spurr Township, Precinct 1	239	78	0	0	-
Total	239	78	0	0	-

Statement of Votes Cast
Baraga County, MI
2016 General Primary
SOVC For Jurisdiction Wide, All Counters, All Races

	DEM Spurr Twp Treasurer						
	Reg. Voters	Times Counted	Total Votes	Martha Nurmela (DEM)		Write-In Votes	
Jurisdiction Wide							
Arvon Township, Precinct 1	-	-	-	-	-	-	-
Baraga Township, Precinct 1	-	-	-	-	-	-	-
Baraga Township, Precinct 2	-	-	-	-	-	-	-
Baraga Township, Precinct 3	-	-	-	-	-	-	-
Baraga Township, Precinct 4	-	-	-	-	-	-	-
Covington Township, Precinct 1	-	-	-	-	-	-	-
L Anse Township, Precinct 1	-	-	-	-	-	-	-
Spurr Township, Precinct 1	239	78	25	25	100.00%	0	0.00%
Total	239	78	25	25	100.00%	0	0.00%

Statement of Votes Cast
Baraga County, MI
2016 General Primary
SOVC For Jurisdiction Wide, All Counters, All Races

	DEM Spurr Twp Trustee						
	Reg. Voters	Times Counted	Total Votes	Rose M. Ekdahl (DEM)		Write-In Votes	
Jurisdiction Wide							
Arvon Township, Precinct 1	-	-	-	-	-	-	-
Baraga Township, Precinct 1	-	-	-	-	-	-	-
Baraga Township, Precinct 2	-	-	-	-	-	-	-
Baraga Township, Precinct 3	-	-	-	-	-	-	-
Baraga Township, Precinct 4	-	-	-	-	-	-	-
Covington Township, Precinct 1	-	-	-	-	-	-	-
L Anse Township, Precinct 1	-	-	-	-	-	-	-
Spurr Township, Precinct 1	239	78	24	24	100.00%	0	0.00%
Total	239	78	24	24	100.00%	0	0.00%

Statement of Votes Cast
Baraga County, MI
2016 General Primary
SOVC For Jurisdiction Wide, All Counters, All Races

	DEM Arvon 1 Delegate					DEM Baraga 1 Delegate				
	Reg. Voters	Times Counted	Total Votes	Write-In Votes		Reg. Voters	Times Counted	Total Votes	Write-In Votes	
Jurisdiction Wide										
Arvon Township, Precinct 1	432	136	0	0	-	-	-	-	-	-
Baraga Township, Precinct 1	-	-	-	-	-	1220	191	4	4	100.00%
Baraga Township, Precinct 2	-	-	-	-	-	-	-	-	-	-
Baraga Township, Precinct 3	-	-	-	-	-	-	-	-	-	-
Baraga Township, Precinct 4	-	-	-	-	-	-	-	-	-	-
Covington Township, Precinct 1	-	-	-	-	-	-	-	-	-	-
L Anse Township, Precinct 1	-	-	-	-	-	-	-	-	-	-
Spurr Township, Precinct 1	-	-	-	-	-	-	-	-	-	-
Total	432	136	0	0	-	1220	191	4	4	100.00%

Statement of Votes Cast
Baraga County, MI
2016 General Primary
SOVC For Jurisdiction Wide, All Counters, All Races

	DEM Baraga 2 Delegate					DEM Baraga 3 Delegate				
	Reg. Voters	Times Counted	Total Votes	Write-In Votes		Reg. Voters	Times Counted	Total Votes	Write-In Votes	
Jurisdiction Wide										
Arvon Township, Precinct 1	-	-	-	-	-	-	-	-	-	-
Baraga Township, Precinct 1	-	-	-	-	-	-	-	-	-	-
Baraga Township, Precinct 2	357	84	1	1	100.00%	-	-	-	-	-
Baraga Township, Precinct 3	-	-	-	-	-	304	74	2	2	100.00%
Baraga Township, Precinct 4	-	-	-	-	-	-	-	-	-	-
Covington Township, Precinct 1	-	-	-	-	-	-	-	-	-	-
L Anse Township, Precinct 1	-	-	-	-	-	-	-	-	-	-
Spurr Township, Precinct 1	-	-	-	-	-	-	-	-	-	-
Total	357	84	1	1	100.00%	304	74	2	2	100.00%

Statement of Votes Cast
Baraga County, MI
2016 General Primary
SOVC For Jurisdiction Wide, All Counters, All Races

	DEM Baraga 4 Delegate					DEM Covington 1 Delegate				
	Reg. Voters	Times Counted	Total Votes	Write-In Votes		Reg. Voters	Times Counted	Total Votes	Write-In Votes	
Jurisdiction Wide										
Arvon Township, Precinct 1	-	-	-	-	-	-	-	-	-	-
Baraga Township, Precinct 1	-	-	-	-	-	-	-	-	-	-
Baraga Township, Precinct 2	-	-	-	-	-	-	-	-	-	-
Baraga Township, Precinct 3	-	-	-	-	-	-	-	-	-	-
Baraga Township, Precinct 4	423	77	0	0	-	-	-	-	-	-
Covington Township, Precinct 1	-	-	-	-	-	363	113	1	1	100.00%
L Anse Township, Precinct 1	-	-	-	-	-	-	-	-	-	-
Spurr Township, Precinct 1	-	-	-	-	-	-	-	-	-	-
Total	423	77	0	0	-	363	113	1	1	100.00%

Statement of Votes Cast
Baraga County, MI
2016 General Primary
SOVC For Jurisdiction Wide, All Counters, All Races

	DEM L Anse 1 Delegate					DEM Spurr 1 Delegate				
	Reg. Voters	Times Counted	Total Votes	Write-In Votes		Reg. Voters	Times Counted	Total Votes	Write-In Votes	
Jurisdiction Wide										
Arvon Township, Precinct 1	-	-	-	-	-	-	-	-	-	-
Baraga Township, Precinct 1	-	-	-	-	-	-	-	-	-	-
Baraga Township, Precinct 2	-	-	-	-	-	-	-	-	-	-
Baraga Township, Precinct 3	-	-	-	-	-	-	-	-	-	-
Baraga Township, Precinct 4	-	-	-	-	-	-	-	-	-	-
Covington Township, Precinct 1	-	-	-	-	-	-	-	-	-	-
L Anse Township, Precinct 1	3035	590	7	7	100.00%	-	-	-	-	-
Spurr Township, Precinct 1	-	-	-	-	-	239	78	1	1	100.00%
Total	3035	590	7	7	100.00%	239	78	1	1	100.00%

Statement of Votes Cast
Baraga County, MI
2016 General Primary
SOVC For Jurisdiction Wide, All Counters, All Races

County Road Proposal

	Reg. Voters	Times Counted	Total Votes	YES		NO	
Jurisdiction Wide							
Arvon Township, Precinct 1	432	136	120	82	68.33%	38	31.67%
Baraga Township, Precinct 1	1220	191	186	133	71.51%	53	28.49%
Baraga Township, Precinct 2	357	84	78	40	51.28%	38	48.72%
Baraga Township, Precinct 3	304	74	72	23	31.94%	49	68.06%
Baraga Township, Precinct 4	423	77	73	46	63.01%	27	36.99%
Covington Township, Precinct 1	363	113	77	54	70.13%	23	29.87%
L Anse Township, Precinct 1	3035	590	500	364	72.80%	136	27.20%
Spurr Township, Precinct 1	239	78	70	34	48.57%	36	51.43%
Total	6373	1343	1176	776	65.99%	400	34.01%

Statement of Votes Cast
Baraga County, MI
2016 General Primary
SOVC For Jurisdiction Wide, All Counters, All Races

County Senior Services

	Reg. Voters	Times Counted	Total Votes	YES		NO	
Jurisdiction Wide							
Arvon Township, Precinct 1	432	136	117	94	80.34%	23	19.66%
Baraga Township, Precinct 1	1220	191	186	147	79.03%	39	20.97%
Baraga Township, Precinct 2	357	84	77	40	51.95%	37	48.05%
Baraga Township, Precinct 3	304	74	71	42	59.15%	29	40.85%
Baraga Township, Precinct 4	423	77	74	58	78.38%	16	21.62%
Covington Township, Precinct 1	363	113	78	66	84.62%	12	15.38%
L Anse Township, Precinct 1	3035	590	507	395	77.91%	112	22.09%
Spurr Township, Precinct 1	239	78	70	48	68.57%	22	31.43%
Total	6373	1343	1180	890	75.42%	290	24.58%

Statement of Votes Cast
Baraga County, MI
2016 General Primary
SOVC For Jurisdiction Wide, All Counters, All Races

	Arvon Twp EMT Proposal						
	Reg. Voters	Times Counted	Total Votes	YES		NO	
Jurisdiction Wide							
Arvon Township, Precinct 1	432	136	120	108	90.00%	12	10.00%
Baraga Township, Precinct 1	-	-	-	-	-	-	-
Baraga Township, Precinct 2	-	-	-	-	-	-	-
Baraga Township, Precinct 3	-	-	-	-	-	-	-
Baraga Township, Precinct 4	-	-	-	-	-	-	-
Covington Township, Precinct 1	-	-	-	-	-	-	-
L Anse Township, Precinct 1	-	-	-	-	-	-	-
Spurr Township, Precinct 1	-	-	-	-	-	-	-
Total	432	136	120	108	90.00%	12	10.00%

Statement of Votes Cast
Baraga County, MI
2016 General Primary
SOVC For Jurisdiction Wide, All Counters, All Races

Baraga Twp Fire Prop

	Reg. Voters	Times Counted	Total Votes	YES		NO	
Jurisdiction Wide							
Arvon Township, Precinct 1	-	-	-	-	-	-	-
Baraga Township, Precinct 1	1220	191	182	119	65.38%	63	34.62%
Baraga Township, Precinct 2	357	84	77	37	48.05%	40	51.95%
Baraga Township, Precinct 3	304	74	71	36	50.70%	35	49.30%
Baraga Township, Precinct 4	423	77	73	52	71.23%	21	28.77%
Covington Township, Precinct 1	-	-	-	-	-	-	-
L Anse Township, Precinct 1	-	-	-	-	-	-	-
Spurr Township, Precinct 1	-	-	-	-	-	-	-
Total	2304	426	403	244	60.55%	159	39.45%

Statement of Votes Cast
Baraga County, MI
2016 General Primary
SOVC For Jurisdiction Wide, All Counters, All Races

Baraga Twp Amb Renew

	Reg. Voters	Times Counted	Total Votes	YES		NO	
Jurisdiction Wide							
Arvon Township, Precinct 1	-	-	-	-	-	-	-
Baraga Township, Precinct 1	1220	191	186	141	75.81%	45	24.19%
Baraga Township, Precinct 2	357	84	78	47	60.26%	31	39.74%
Baraga Township, Precinct 3	304	74	71	37	52.11%	34	47.89%
Baraga Township, Precinct 4	423	77	73	58	79.45%	15	20.55%
Covington Township, Precinct 1	-	-	-	-	-	-	-
L Anse Township, Precinct 1	-	-	-	-	-	-	-
Spurr Township, Precinct 1	-	-	-	-	-	-	-
Total	2304	426	408	283	69.36%	125	30.64%

Statement of Votes Cast
Baraga County, MI
2016 General Primary
SOVC For Jurisdiction Wide, All Counters, All Races

	Spurr Twp EMS Proposal						
	Reg. Voters	Times Counted	Total Votes	YES		NO	
Jurisdiction Wide							
Arvon Township, Precinct 1	-	-	-	-	-	-	-
Baraga Township, Precinct 1	-	-	-	-	-	-	-
Baraga Township, Precinct 2	-	-	-	-	-	-	-
Baraga Township, Precinct 3	-	-	-	-	-	-	-
Baraga Township, Precinct 4	-	-	-	-	-	-	-
Covington Township, Precinct 1	-	-	-	-	-	-	-
L Anse Township, Precinct 1	-	-	-	-	-	-	-
Spurr Township, Precinct 1	239	78	70	48	68.57%	22	31.43%
Total	239	78	70	48	68.57%	22	31.43%

Statement of Votes Cast
Baraga County, MI
2016 General Primary
SOVC For Jurisdiction Wide, All Counters, All Races

Baraga Schools Op Mill Renew

	Reg. Voters	Times Counted	Total Votes	YES		NO	
Jurisdiction Wide							
Arvon Township, Precinct 1	-	-	-	-	-	-	-
Baraga Township, Precinct 1	1220	191	165	119	72.12%	46	27.88%
Baraga Township, Precinct 2	357	84	71	46	64.79%	25	35.21%
Baraga Township, Precinct 3	304	74	57	27	47.37%	30	52.63%
Baraga Township, Precinct 4	423	77	54	35	64.81%	19	35.19%
Covington Township, Precinct 1	-	-	-	-	-	-	-
L Anse Township, Precinct 1	-	-	-	-	-	-	-
Spurr Township, Precinct 1	-	-	-	-	-	-	-
Total	2304	426	347	227	65.42%	120	34.58%

Statement of Votes Cast
Barry County, MI
2016 General Primary
SOVC For Jurisdiction Wide, All Counters, All Races
Official Results

	TURN OUT			REP D3 Rep in Congress						
	Reg. Voters	Cards Cast	% Turnout	Reg. Voters	Times Conted	Total Votes	Justin Amash (REP)		Write-In Votes	
Jurisdiction Wide										
Assyria Township, Precinct 1	0	296		0	296	238	237	99.58%	1	0.42%
Baltimore Township, Precinct 1	0	442		0	442	300	299	99.67%	1	0.33%
Barry Township, Precinct 1	0	227		0	227	173	171	98.84%	2	1.16%
Barry Township, Precinct 2	0	441		0	441	324	318	98.15%	6	1.85%
Carlton Township, Precinct 1	0	680		0	680	495	492	99.39%	3	0.61%
Castleton Township, Precinct 1	0	523		0	523	363	359	98.90%	4	1.10%
Hastings Charter Township, Precinct 1	0	792		0	792	581	572	98.45%	9	1.55%
Hope Township, Precinct 1	0	773		0	773	538	532	98.88%	6	1.12%
Irving Township, Precinct 1	0	209		0	209	176	176	100.00%	0	0.00%
Irving Township, Precinct 2	0	559		0	559	423	418	98.82%	5	1.18%
Johnstown Township, Precinct 1	0	559		0	559	396	393	99.24%	3	0.76%
Maple Grove Township, Precinct 1	0	277		0	277	222	221	99.55%	1	0.45%
Orangeville Township, Precinct 1	0	648		0	648	442	437	98.87%	5	1.13%
Prairieville Township, Precinct 1	0	292		0	292	191	188	98.43%	3	1.57%
Prairieville Township, Precinct 2	0	280		0	280	175	174	99.43%	1	0.57%
Rutland Charter Township, Precinct 1	0	462		0	462	324	314	96.91%	10	3.09%
Rutland Charter Township, Precinct 2	0	573		0	573	432	427	98.84%	5	1.16%
Thornapple Township, Precinct 1	0	450		0	450	387	379	97.93%	8	2.07%
Thornapple Township, Precinct 2	0	437		0	437	333	332	99.70%	1	0.30%
Thornapple Township, Precinct 3	0	489		0	489	362	357	98.62%	5	1.38%
Woodland Township, Precinct 1	0	418		0	418	317	310	97.79%	7	2.21%
Yankee Springs Township, Precinct 1	0	628		0	628	468	457	97.65%	11	2.35%
Yankee Springs Township, Precinct 2	0	469		0	469	335	333	99.40%	2	0.60%
City of Hastings, Ward 1, Precinct 1	0	457		0	457	336	327	97.32%	9	2.68%
City of Hastings, Ward 2, Precinct 2	0	271		0	271	203	198	97.54%	5	2.46%
City of Hastings, Ward 3, Precinct 3	0	302		0	302	204	201	98.53%	3	1.47%
City of Hastings, Ward 4, Precinct 4	0	470		0	470	332	328	98.80%	4	1.20%
Total	0	12424		0	12424	9070	8950	98.68%	120	1.32%

RECEIVED/FILED
MICHIGAN DEPT OF STATE
2016 AUG 12 AM 10:32
ELECTIONS/CAMPAIGN FINANCE

Statement of Votes Cast
Barry County, MI
2016 General Primary
SOVC For Jurisdiction Wide, All Counters, All Races
Official Results

	REP D87 Representative						
	Reg. Voters	Times Counted	Total Votes	Julie Calley (REP)		Write-In Votes	
Jurisdiction Wide							
Assyria Township, Precinct 1	0	296	237	237	100.00%	0	0.00%
Baltimore Township, Precinct 1	0	442	292	292	100.00%	0	0.00%
Barry Township, Precinct 1	0	227	173	171	98.84%	2	1.16%
Barry Township, Precinct 2	0	441	318	314	98.74%	4	1.26%
Carlton Township, Precinct 1	0	680	500	500	100.00%	0	0.00%
Castleton Township, Precinct 1	0	523	362	356	98.34%	6	1.66%
Hastings Charter Township, Precinct 1	0	792	589	586	99.49%	3	0.51%
Hope Township, Precinct 1	0	773	531	525	98.87%	6	1.13%
Irving Township, Precinct 1	0	209	174	174	100.00%	0	0.00%
Irving Township, Precinct 2	0	559	409	406	99.27%	3	0.73%
Johnstown Township, Precinct 1	0	559	389	385	98.97%	4	1.03%
Maple Grove Township, Precinct 1	0	277	222	221	99.55%	1	0.45%
Orangeville Township, Precinct 1	0	648	433	428	98.85%	5	1.15%
Prairieville Township, Precinct 1	0	292	192	192	100.00%	0	0.00%
Prairieville Township, Precinct 2	0	280	168	168	100.00%	0	0.00%
Rutland Charter Township, Precinct 1	0	462	320	314	98.13%	6	1.88%
Rutland Charter Township, Precinct 2	0	573	433	430	99.31%	3	0.69%
Thornapple Township, Precinct 1	0	450	382	377	98.69%	5	1.31%
Thornapple Township, Precinct 2	0	437	324	324	100.00%	0	0.00%
Thornapple Township, Precinct 3	0	489	343	336	97.96%	7	2.04%
Woodland Township, Precinct 1	0	418	307	305	99.35%	2	0.65%
Yankee Springs Township, Precinct 1	0	628	471	467	99.15%	4	0.85%
Yankee Springs Township, Precinct 2	0	469	337	336	99.70%	1	0.30%
City of Hastings, Ward 1, Precinct 1	0	457	350	344	98.29%	6	1.71%
City of Hastings, Ward 2, Precinct 2	0	271	209	206	98.56%	3	1.44%
City of Hastings, Ward 3, Precinct 3	0	302	203	200	98.52%	3	1.48%
City of Hastings, Ward 4, Precinct 4	0	470	346	343	99.13%	3	0.87%
Total	0	12424	9014	8937	99.15%	77	0.85%

Statement of Votes Cast
Barry County, MI
2016 General Primary
SOVC For Jurisdiction Wide, All Counters, All Races
Official Results

	REP Prosecuting Attorney						
	Reg. Voters	Times Counted	Total Votes	Julie Nakfoor-Pratt (REP)		Write-In Votes	
Jurisdiction Wide							
Assyria Township, Precinct 1	0	296	225	225	100.00%	0	0.00%
Baltimore Township, Precinct 1	0	442	299	295	98.66%	4	1.34%
Barry Township, Precinct 1	0	227	169	167	98.82%	2	1.18%
Barry Township, Precinct 2	0	441	317	313	98.74%	4	1.26%
Carlton Township, Precinct 1	0	680	512	505	98.63%	7	1.37%
Castleton Township, Precinct 1	0	523	363	359	98.90%	4	1.10%
Hastings Charter Township, Precinct 1	0	792	593	587	98.99%	6	1.01%
Hope Township, Precinct 1	0	773	540	535	99.07%	5	0.93%
Irving Township, Precinct 1	0	209	169	168	99.41%	1	0.59%
Irving Township, Precinct 2	0	559	410	408	99.51%	2	0.49%
Johnstown Township, Precinct 1	0	559	386	384	99.48%	2	0.52%
Maple Grove Township, Precinct 1	0	277	214	214	100.00%	0	0.00%
Orangeville Township, Precinct 1	0	648	421	417	99.05%	4	0.95%
Prairieville Township, Precinct 1	0	292	186	185	99.46%	1	0.54%
Prairieville Township, Precinct 2	0	280	165	165	100.00%	0	0.00%
Rutland Charter Township, Precinct 1	0	462	325	320	98.46%	5	1.54%
Rutland Charter Township, Precinct 2	0	573	443	438	98.87%	5	1.13%
Thornapple Township, Precinct 1	0	450	387	384	99.22%	3	0.78%
Thornapple Township, Precinct 2	0	437	325	322	99.08%	3	0.92%
Thornapple Township, Precinct 3	0	489	349	343	98.28%	6	1.72%
Woodland Township, Precinct 1	0	418	313	311	99.36%	2	0.64%
Yankee Springs Township, Precinct 1	0	628	459	459	100.00%	0	0.00%
Yankee Springs Township, Precinct 2	0	469	329	326	99.09%	3	0.91%
City of Hastings, Ward 1, Precinct 1	0	457	374	370	98.93%	4	1.07%
City of Hastings, Ward 2, Precinct 2	0	271	213	211	99.06%	2	0.94%
City of Hastings, Ward 3, Precinct 3	0	302	217	213	98.16%	4	1.84%
City of Hastings, Ward 4, Precinct 4	0	470	369	368	99.73%	1	0.27%
Total	0	12424	9072	8992	99.12%	80	0.88%

Statement of Votes Cast
Barry County, MI
2016 General Primary
SOVC For Jurisdiction Wide, All Counters, All Races
Official Results

REP County Sheriff

	Reg. Voters	Times Counted	Total Votes	Robert Jordan (REP)		Dar Leaf (REP)		Write-In Votes	
Jurisdiction Wide									
Assyria Township, Precinct 1	0	296	271	75	27.68%	196	72.32%	0	0.00%
Baltimore Township, Precinct 1	0	442	388	122	31.44%	266	68.56%	0	0.00%
Barry Township, Precinct 1	0	227	203	54	26.60%	149	73.40%	0	0.00%
Barry Township, Precinct 2	0	441	392	164	41.84%	228	58.16%	0	0.00%
Carlton Township, Precinct 1	0	680	618	208	33.66%	410	66.34%	0	0.00%
Castleton Township, Precinct 1	0	523	451	142	31.49%	306	67.85%	3	0.67%
Hastings Charter Township, Precinct 1	0	792	715	281	39.30%	434	60.70%	0	0.00%
Hope Township, Precinct 1	0	773	690	235	34.06%	455	65.94%	0	0.00%
Irving Township, Precinct 1	0	209	194	64	32.99%	130	67.01%	0	0.00%
Irving Township, Precinct 2	0	559	503	200	39.76%	303	60.24%	0	0.00%
Johnstown Township, Precinct 1	0	559	477	144	30.19%	333	69.81%	0	0.00%
Maple Grove Township, Precinct 1	0	277	256	66	25.78%	190	74.22%	0	0.00%
Orangeville Township, Precinct 1	0	648	526	139	26.43%	387	73.57%	0	0.00%
Prairieville Township, Precinct 1	0	292	237	75	31.65%	162	68.35%	0	0.00%
Prairieville Township, Precinct 2	0	280	216	65	30.09%	151	69.91%	0	0.00%
Rutland Charter Township, Precinct 1	0	462	418	201	48.09%	217	51.91%	0	0.00%
Rutland Charter Township, Precinct 2	0	573	523	236	45.12%	287	54.88%	0	0.00%
Thornapple Township, Precinct 1	0	450	427	141	33.02%	286	66.98%	0	0.00%
Thornapple Township, Precinct 2	0	437	392	130	33.16%	262	66.84%	0	0.00%
Thornapple Township, Precinct 3	0	489	433	149	34.41%	284	65.59%	0	0.00%
Woodland Township, Precinct 1	0	418	359	131	36.49%	228	63.51%	0	0.00%
Yankee Springs Township, Precinct 1	0	628	572	202	35.31%	370	64.69%	0	0.00%
Yankee Springs Township, Precinct 2	0	469	400	158	39.50%	242	60.50%	0	0.00%
City of Hastings, Ward 1, Precinct 1	0	457	424	228	53.77%	196	46.23%	0	0.00%
City of Hastings, Ward 2, Precinct 2	0	271	256	125	48.83%	131	51.17%	0	0.00%
City of Hastings, Ward 3, Precinct 3	0	302	272	137	50.37%	135	49.63%	0	0.00%
City of Hastings, Ward 4, Precinct 4	0	470	435	238	54.71%	197	45.29%	0	0.00%
Total	0	12424	11048	4110	37.20%	6935	62.77%	3	0.03%

Statement of Votes Cast
Barry County, MI
2016 General Primary
SOVC For Jurisdiction Wide, All Counters, All Races
Official Results

	REP County Clerk								
	Reg. Voters	Times Counted	Total Votes	Pam Palmer (REP)		Craig Stolsonburg (REP)		Write-In Votes	
Jurisdiction Wide									
Assyria Township, Precinct 1	0	296	245	154	62.86%	91	37.14%	0	0.00%
Baltimore Township, Precinct 1	0	442	343	213	62.10%	130	37.90%	0	0.00%
Barry Township, Precinct 1	0	227	187	131	70.05%	54	28.88%	2	1.07%
Barry Township, Precinct 2	0	441	358	214	59.78%	142	39.66%	2	0.56%
Carlton Township, Precinct 1	0	680	568	419	73.77%	149	26.23%	0	0.00%
Castleton Township, Precinct 1	0	523	410	257	62.68%	151	36.83%	2	0.49%
Hastings Charter Township, Precinct 1	0	792	680	476	70.00%	202	29.71%	2	0.29%
Hope Township, Precinct 1	0	773	609	365	59.93%	242	39.74%	2	0.33%
Irving Township, Precinct 1	0	209	182	127	69.78%	55	30.22%	0	0.00%
Irving Township, Precinct 2	0	559	476	322	67.65%	152	31.93%	2	0.42%
Johnstown Township, Precinct 1	0	559	416	299	71.88%	116	27.88%	1	0.24%
Maple Grove Township, Precinct 1	0	277	226	139	61.50%	87	38.50%	0	0.00%
Orangeville Township, Precinct 1	0	648	487	245	50.31%	242	49.69%	0	0.00%
Prairieville Township, Precinct 1	0	292	197	110	55.84%	87	44.16%	0	0.00%
Prairieville Township, Precinct 2	0	280	186	118	63.44%	68	36.56%	0	0.00%
Rutland Charter Township, Precinct 1	0	462	378	258	68.25%	120	31.75%	0	0.00%
Rutland Charter Township, Precinct 2	0	573	493	332	67.34%	160	32.45%	1	0.20%
Thornapple Township, Precinct 1	0	450	415	211	50.84%	201	48.43%	3	0.72%
Thornapple Township, Precinct 2	0	437	379	216	56.99%	163	43.01%	0	0.00%
Thornapple Township, Precinct 3	0	489	408	218	53.43%	190	46.57%	0	0.00%
Woodland Township, Precinct 1	0	418	344	263	76.45%	80	23.26%	1	0.29%
Yankee Springs Township, Precinct 1	0	628	560	267	47.68%	292	52.14%	1	0.18%
Yankee Springs Township, Precinct 2	0	469	376	151	40.16%	225	59.84%	0	0.00%
City of Hastings, Ward 1, Precinct 1	0	457	401	291	72.57%	109	27.18%	1	0.25%
City of Hastings, Ward 2, Precinct 2	0	271	238	152	63.87%	86	36.13%	0	0.00%
City of Hastings, Ward 3, Precinct 3	0	302	251	181	72.11%	70	27.89%	0	0.00%
City of Hastings, Ward 4, Precinct 4	0	470	423	308	72.81%	115	27.19%	0	0.00%
Total	0	12424	10236	6437	62.89%	3779	36.92%	20	0.20%

Statement of Votes Cast
Barry County, MI
2016 General Primary
SOVC For Jurisdiction Wide, All Counters, All Races
Official Results

	REP County Treasurer						
	Reg. Voters	Times Counted	Total Votes	Susan VandeCar (REP)		Write-In Votes	
Jurisdiction Wide							
Assyria Township, Precinct 1	0	296	223	223	100.00%	0	0.00%
Baltimore Township, Precinct 1	0	442	288	288	100.00%	0	0.00%
Barry Township, Precinct 1	0	227	167	166	99.40%	1	0.60%
Barry Township, Precinct 2	0	441	311	308	99.04%	3	0.96%
Carlton Township, Precinct 1	0	680	504	501	99.40%	3	0.60%
Castleton Township, Precinct 1	0	523	360	357	99.17%	3	0.83%
Hastings Charter Township, Precinct 1	0	792	583	581	99.66%	2	0.34%
Hope Township, Precinct 1	0	773	520	515	99.04%	5	0.96%
Irving Township, Precinct 1	0	209	169	169	100.00%	0	0.00%
Irving Township, Precinct 2	0	559	405	402	99.26%	3	0.74%
Johnstown Township, Precinct 1	0	559	375	373	99.47%	2	0.53%
Maple Grove Township, Precinct 1	0	277	211	211	100.00%	0	0.00%
Orangeville Township, Precinct 1	0	648	421	421	100.00%	0	0.00%
Prairieville Township, Precinct 1	0	292	184	183	99.46%	1	0.54%
Prairieville Township, Precinct 2	0	280	163	163	100.00%	0	0.00%
Rutland Charter Township, Precinct 1	0	462	309	306	99.03%	3	0.97%
Rutland Charter Township, Precinct 2	0	573	422	421	99.76%	1	0.24%
Thornapple Township, Precinct 1	0	450	373	370	99.20%	3	0.80%
Thornapple Township, Precinct 2	0	437	317	317	100.00%	0	0.00%
Thornapple Township, Precinct 3	0	489	341	336	98.53%	5	1.47%
Woodland Township, Precinct 1	0	418	308	307	99.68%	1	0.32%
Yankee Springs Township, Precinct 1	0	628	457	456	99.78%	1	0.22%
Yankee Springs Township, Precinct 2	0	469	331	329	99.40%	2	0.60%
City of Hastings, Ward 1, Precinct 1	0	457	349	347	99.43%	2	0.57%
City of Hastings, Ward 2, Precinct 2	0	271	203	202	99.51%	1	0.49%
City of Hastings, Ward 3, Precinct 3	0	302	210	209	99.52%	1	0.48%
City of Hastings, Ward 4, Precinct 4	0	470	344	343	99.71%	1	0.29%
Total	0	12424	8848	8804	99.50%	44	0.50%

Statement of Votes Cast
Barry County, MI
2016 General Primary
SOVC For Jurisdiction Wide, All Counters, All Races
Official Results

REP Register of Deeds

	Reg. Voters	Times Counted	Total Votes	Barbara D. Hurless (REP)		Write-In Votes	
Jurisdiction Wide							
Assyria Township, Precinct 1	0	296	225	225	100.00%	0	0.00%
Baltimore Township, Precinct 1	0	442	292	291	99.66%	1	0.34%
Barry Township, Precinct 1	0	227	166	166	100.00%	0	0.00%
Barry Township, Precinct 2	0	441	307	304	99.02%	3	0.98%
Carlton Township, Precinct 1	0	680	499	498	99.80%	1	0.20%
Castleton Township, Precinct 1	0	523	353	351	99.43%	2	0.57%
Hastings Charter Township, Precinct 1	0	792	574	572	99.65%	2	0.35%
Hope Township, Precinct 1	0	773	515	510	99.03%	5	0.97%
Irving Township, Precinct 1	0	209	167	167	100.00%	0	0.00%
Irving Township, Precinct 2	0	559	392	390	99.49%	2	0.51%
Johnstown Township, Precinct 1	0	559	375	374	99.73%	1	0.27%
Maple Grove Township, Precinct 1	0	277	208	208	100.00%	0	0.00%
Orangeville Township, Precinct 1	0	648	423	422	99.76%	1	0.24%
Prairieville Township, Precinct 1	0	292	179	178	99.44%	1	0.56%
Prairieville Township, Precinct 2	0	280	159	159	100.00%	0	0.00%
Rutland Charter Township, Precinct 1	0	462	309	307	99.35%	2	0.65%
Rutland Charter Township, Precinct 2	0	573	425	424	99.76%	1	0.24%
Thornapple Township, Precinct 1	0	450	367	365	99.46%	2	0.54%
Thornapple Township, Precinct 2	0	437	307	307	100.00%	0	0.00%
Thornapple Township, Precinct 3	0	489	341	337	98.83%	4	1.17%
Woodland Township, Precinct 1	0	418	300	299	99.67%	1	0.33%
Yankee Springs Township, Precinct 1	0	628	453	453	100.00%	0	0.00%
Yankee Springs Township, Precinct 2	0	469	322	321	99.69%	1	0.31%
City of Hastings, Ward 1, Precinct 1	0	457	337	336	99.70%	1	0.30%
City of Hastings, Ward 2, Precinct 2	0	271	207	206	99.52%	1	0.48%
City of Hastings, Ward 3, Precinct 3	0	302	207	205	99.03%	2	0.97%
City of Hastings, Ward 4, Precinct 4	0	470	345	345	100.00%	0	0.00%
Total	0	12424	8754	8720	99.61%	34	0.39%

Statement of Votes Cast
Barry County, MI
2016 General Primary
SOVC For Jurisdiction Wide, All Counters, All Races
Official Results

	REP Drain Commissioner											
	Reg. Voters	Times Counted	Total Votes	Mark Doster (REP)		Jim Dull (REP)		Russell Yarger (REP)		Write-In Votes	
Jurisdiction Wide											
Assyria Township, Precinct 1	0	296	250	58	23.20%	134	53.60%	58	23.20%	0	0.00%
Baltimore Township, Precinct 1	0	442	368	56	15.22%	227	61.68%	85	23.10%	0	0.00%
Barry Township, Precinct 1	0	227	192	103	53.65%	52	27.08%	37	19.27%	0	0.00%
Barry Township, Precinct 2	0	441	377	163	43.24%	136	36.07%	77	20.42%	1	0.27%
Carlton Township, Precinct 1	0	680	601	80	13.31%	288	47.92%	233	38.77%	0	0.00%
Castleton Township, Precinct 1	0	523	423	62	14.66%	225	53.19%	134	31.68%	2	0.47%
Hastings Charter Township, Precinct 1	0	792	686	131	19.10%	362	52.77%	191	27.84%	2	0.29%
Hope Township, Precinct 1	0	773	640	206	32.19%	321	50.16%	112	17.50%	1	0.16%
Irving Township, Precinct 1	0	209	188	24	12.77%	57	30.32%	106	56.38%	1	0.53%
Irving Township, Precinct 2	0	559	462	95	20.56%	151	32.68%	214	46.32%	2	0.43%
Johnstown Township, Precinct 1	0	559	444	141	31.76%	183	41.22%	120	27.03%	0	0.00%
Maple Grove Township, Precinct 1	0	277	236	40	16.95%	131	55.51%	65	27.54%	0	0.00%
Orangeville Township, Precinct 1	0	648	483	202	41.82%	196	40.58%	84	17.39%	1	0.21%
Prairieville Township, Precinct 1	0	292	225	113	50.22%	68	30.22%	44	19.56%	0	0.00%
Prairieville Township, Precinct 2	0	280	206	112	54.37%	42	20.39%	52	25.24%	0	0.00%
Rutland Charter Township, Precinct 1	0	462	389	80	20.57%	217	55.78%	92	23.65%	0	0.00%
Rutland Charter Township, Precinct 2	0	573	465	109	23.44%	221	47.53%	134	28.82%	1	0.22%
Thornapple Township, Precinct 1	0	450	383	98	25.59%	129	33.68%	155	40.47%	1	0.26%
Thornapple Township, Precinct 2	0	437	335	84	25.07%	132	39.40%	119	35.52%	0	0.00%
Thornapple Township, Precinct 3	0	489	375	75	20.00%	160	42.67%	137	36.53%	3	0.80%
Woodland Township, Precinct 1	0	418	344	40	11.63%	167	48.55%	136	39.53%	1	0.29%
Yankee Springs Township, Precinct 1	0	628	509	135	26.52%	232	45.58%	141	27.70%	1	0.20%
Yankee Springs Township, Precinct 2	0	469	353	98	27.76%	144	40.79%	111	31.44%	0	0.00%
City of Hastings, Ward 1, Precinct 1	0	457	394	78	19.80%	168	42.64%	146	37.06%	2	0.51%
City of Hastings, Ward 2, Precinct 2	0	271	239	57	23.85%	103	43.10%	79	33.05%	0	0.00%
City of Hastings, Ward 3, Precinct 3	0	302	256	51	19.92%	110	42.97%	95	37.11%	0	0.00%
City of Hastings, Ward 4, Precinct 4	0	470	411	117	28.47%	164	39.90%	129	31.39%	1	0.24%
Total	0	12424	10234	2608	25.48%	4520	44.17%	3086	30.15%	20	0.20%

Statement of Votes Cast
Barry County, MI
2016 General Primary
SOVC For Jurisdiction Wide, All Counters, All Races
Official Results

REP County Surveyor

	Reg. Voters	Times Counted	Total Votes	Write-In Votes	
Jurisdiction Wide					
Assyria Township, Precinct 1	0	296	16	16	100.00%
Baltimore Township, Precinct 1	0	442	15	15	100.00%
Barry Township, Precinct 1	0	227	14	14	100.00%
Barry Township, Precinct 2	0	441	16	16	100.00%
Carlton Township, Precinct 1	0	680	28	28	100.00%
Castleton Township, Precinct 1	0	523	19	19	100.00%
Hastings Charter Township, Precinct 1	0	792	38	38	100.00%
Hope Township, Precinct 1	0	773	32	32	100.00%
Irving Township, Precinct 1	0	209	8	8	100.00%
Irving Township, Precinct 2	0	559	20	20	100.00%
Johnstown Township, Precinct 1	0	559	23	23	100.00%
Maple Grove Township, Precinct 1	0	277	5	5	100.00%
Orangeville Township, Precinct 1	0	648	25	25	100.00%
Prairieville Township, Precinct 1	0	292	9	9	100.00%
Prairieville Township, Precinct 2	0	280	3	3	100.00%
Rutland Charter Township, Precinct 1	0	462	19	19	100.00%
Rutland Charter Township, Precinct 2	0	573	26	26	100.00%
Thornapple Township, Precinct 1	0	450	15	15	100.00%
Thornapple Township, Precinct 2	0	437	16	16	100.00%
Thornapple Township, Precinct 3	0	489	23	23	100.00%
Woodland Township, Precinct 1	0	418	15	15	100.00%
Yankee Springs Township, Precinct 1	0	628	17	17	100.00%
Yankee Springs Township, Precinct 2	0	469	22	22	100.00%
City of Hastings, Ward 1, Precinct 1	0	457	26	26	100.00%
City of Hastings, Ward 2, Precinct 2	0	271	17	17	100.00%
City of Hastings, Ward 3, Precinct 3	0	302	14	14	100.00%
City of Hastings, Ward 4, Precinct 4	0	470	26	26	100.00%
Total	0	12424	507	507	100.00%

Statement of Votes Cast
Barry County, MI
2016 General Primary
SOVC For Jurisdiction Wide, All Counters, All Races
Official Results

REP DI Commissioner

	Reg. Voters	Times Counted	Total Votes	Howard R. Gibson (REP)		Jerry Sarver (REP)		Write-In Votes	
Jurisdiction Wide									
Assyria Township, Precinct 1	-	-	-	-	-	-	-	-	-
Baltimore Township, Precinct 1	-	-	-	-	-	-	-	-	-
Barry Township, Precinct 1	-	-	-	-	-	-	-	-	-
Barry Township, Precinct 2	-	-	-	-	-	-	-	-	-
Carlton Township, Precinct 1	-	-	-	-	-	-	-	-	-
Castleton Township, Precinct 1	-	-	-	-	-	-	-	-	-
Hastings Charter Township, Precinct 1	0	379	336	175	52.08%	160	47.62%	1	0.30%
Hope Township, Precinct 1	-	-	-	-	-	-	-	-	-
Irving Township, Precinct 1	-	-	-	-	-	-	-	-	-
Irving Township, Precinct 2	-	-	-	-	-	-	-	-	-
Johnstown Township, Precinct 1	-	-	-	-	-	-	-	-	-
Maple Grove Township, Precinct 1	-	-	-	-	-	-	-	-	-
Orangeville Township, Precinct 1	-	-	-	-	-	-	-	-	-
Prairieville Township, Precinct 1	-	-	-	-	-	-	-	-	-
Prairieville Township, Precinct 2	-	-	-	-	-	-	-	-	-
Rutland Charter Township, Precinct 1	-	-	-	-	-	-	-	-	-
Rutland Charter Township, Precinct 2	-	-	-	-	-	-	-	-	-
Thornapple Township, Precinct 1	-	-	-	-	-	-	-	-	-
Thornapple Township, Precinct 2	-	-	-	-	-	-	-	-	-
Thornapple Township, Precinct 3	-	-	-	-	-	-	-	-	-
Woodland Township, Precinct 1	-	-	-	-	-	-	-	-	-
Yankee Springs Township, Precinct 1	-	-	-	-	-	-	-	-	-
Yankee Springs Township, Precinct 2	-	-	-	-	-	-	-	-	-
City of Hastings, Ward 1, Precinct 1	0	457	405	203	50.12%	201	49.63%	1	0.25%
City of Hastings, Ward 2, Precinct 2	0	271	247	133	53.85%	113	45.75%	1	0.40%
City of Hastings, Ward 3, Precinct 3	0	302	258	144	55.81%	113	43.80%	1	0.39%
City of Hastings, Ward 4, Precinct 4	0	470	417	216	51.80%	201	48.20%	0	0.00%
Total	0	1879	1663	871	52.38%	788	47.38%	4	0.24%

Statement of Votes Cast
Barry County, MI
2016 General Primary
SOVC For Jurisdiction Wide, All Counters, All Races
Official Results

	REP D2 Commissioner								
	Reg. Voters	Times Counted	Total Votes	Dan Parker (REP)		Nick Wake (REP)		Write-In Votes	
Jurisdiction Wide									
Assyria Township, Precinct 1	-	-	-	-	-	-	-	-	-
Baltimore Township, Precinct 1	-	-	-	-	-	-	-	-	-
Barry Township, Precinct 1	-	-	-	-	-	-	-	-	-
Barry Township, Precinct 2	-	-	-	-	-	-	-	-	-
Carlton Township, Precinct 1	-	-	-	-	-	-	-	-	-
Castleton Township, Precinct 1	-	-	-	-	-	-	-	-	-
Hastings Charter Township, Precinct 1	-	-	-	-	-	-	-	-	-
Hope Township, Precinct 1	-	-	-	-	-	-	-	-	-
Irving Township, Precinct 1	-	-	-	-	-	-	-	-	-
Irving Township, Precinct 2	-	-	-	-	-	-	-	-	-
Johnstown Township, Precinct 1	-	-	-	-	-	-	-	-	-
Maple Grove Township, Precinct 1	-	-	-	-	-	-	-	-	-
Orangeville Township, Precinct 1	-	-	-	-	-	-	-	-	-
Prairieville Township, Precinct 1	-	-	-	-	-	-	-	-	-
Prairieville Township, Precinct 2	-	-	-	-	-	-	-	-	-
Rutland Charter Township, Precinct 1	-	-	-	-	-	-	-	-	-
Rutland Charter Township, Precinct 2	-	-	-	-	-	-	-	-	-
Thornapple Township, Precinct 1	0	450	382	231	60.47%	149	39.01%	2	0.52%
Thornapple Township, Precinct 2	-	-	-	-	-	-	-	-	-
Thornapple Township, Precinct 3	0	489	378	200	52.91%	176	46.56%	2	0.53%
Woodland Township, Precinct 1	-	-	-	-	-	-	-	-	-
Yankee Springs Township, Precinct 1	0	628	471	309	65.61%	160	33.97%	2	0.42%
Yankee Springs Township, Precinct 2	-	-	-	-	-	-	-	-	-
City of Hastings, Ward 1, Precinct 1	-	-	-	-	-	-	-	-	-
City of Hastings, Ward 2, Precinct 2	-	-	-	-	-	-	-	-	-
City of Hastings, Ward 3, Precinct 3	-	-	-	-	-	-	-	-	-
City of Hastings, Ward 4, Precinct 4	-	-	-	-	-	-	-	-	-
Total	0	1567	1231	740	60.11%	485	39.40%	6	0.49%

Statement of Votes Cast
Barry County, MI
2016 General Primary
SOVC For Jurisdiction Wide, All Counters, All Races
Official Results

	REP D3 Commissioner						
	Reg. Voters	Times Counted	Total Votes	David Jackson (REP)		Write-In Votes	
Jurisdiction Wide							
Assyria Township, Precinct 1	-	-	-	-	-	-	-
Baltimore Township, Precinct 1	-	-	-	-	-	-	-
Barry Township, Precinct 1	0	227	167	165	98.80%	2	1.20%
Barry Township, Precinct 2	0	441	305	301	98.69%	4	1.31%
Carlton Township, Precinct 1	-	-	-	-	-	-	-
Castleton Township, Precinct 1	-	-	-	-	-	-	-
Hastings Charter Township, Precinct 1	-	-	-	-	-	-	-
Hope Township, Precinct 1	0	773	503	499	99.20%	4	0.80%
Irving Township, Precinct 1	-	-	-	-	-	-	-
Irving Township, Precinct 2	-	-	-	-	-	-	-
Johnstown Township, Precinct 1	-	-	-	-	-	-	-
Maple Grove Township, Precinct 1	-	-	-	-	-	-	-
Orangeville Township, Precinct 1	-	-	-	-	-	-	-
Prairieville Township, Precinct 1	-	-	-	-	-	-	-
Prairieville Township, Precinct 2	-	-	-	-	-	-	-
Rutland Charter Township, Precinct 1	0	462	291	289	99.31%	2	0.69%
Rutland Charter Township, Precinct 2	-	-	-	-	-	-	-
Thornapple Township, Precinct 1	-	-	-	-	-	-	-
Thornapple Township, Precinct 2	-	-	-	-	-	-	-
Thornapple Township, Precinct 3	-	-	-	-	-	-	-
Woodland Township, Precinct 1	-	-	-	-	-	-	-
Yankee Springs Township, Precinct 1	-	-	-	-	-	-	-
Yankee Springs Township, Precinct 2	-	-	-	-	-	-	-
City of Hastings, Ward 1, Precinct 1	-	-	-	-	-	-	-
City of Hastings, Ward 2, Precinct 2	-	-	-	-	-	-	-
City of Hastings, Ward 3, Precinct 3	-	-	-	-	-	-	-
City of Hastings, Ward 4, Precinct 4	-	-	-	-	-	-	-
Total	0	1903	1266	1254	99.05%	12	0.95%

Statement of Votes Cast
Barry County, MI
2016 General Primary
SOVC For Jurisdiction Wide, All Counters, All Races
Official Results

	REP D4 Commissioner						
	Reg. Voters	Times Counted	Total Votes	Jon Smelker (REP)		Write-In Votes	
Jurisdiction Wide							
Assyria Township, Precinct 1	-	-	-	-	-	-	-
Baltimore Township, Precinct 1	-	-	-	-	-	-	-
Barry Township, Precinct 1	-	-	-	-	-	-	-
Barry Township, Precinct 2	-	-	-	-	-	-	-
Carlton Township, Precinct 1	0	334	244	242	99.18%	2	0.82%
Castleton Township, Precinct 1	-	-	-	-	-	-	-
Hastings Charter Township, Precinct 1	-	-	-	-	-	-	-
Hope Township, Precinct 1	-	-	-	-	-	-	-
Irving Township, Precinct 1	0	209	177	177	100.00%	0	0.00%
Irving Township, Precinct 2	0	559	410	408	99.51%	2	0.49%
Johnstown Township, Precinct 1	-	-	-	-	-	-	-
Maple Grove Township, Precinct 1	-	-	-	-	-	-	-
Orangeville Township, Precinct 1	-	-	-	-	-	-	-
Prairieville Township, Precinct 1	-	-	-	-	-	-	-
Prairieville Township, Precinct 2	-	-	-	-	-	-	-
Rutland Charter Township, Precinct 1	-	-	-	-	-	-	-
Rutland Charter Township, Precinct 2	0	573	403	401	99.50%	2	0.50%
Thornapple Township, Precinct 1	-	-	-	-	-	-	-
Thornapple Township, Precinct 2	0	437	310	308	99.35%	2	0.65%
Thornapple Township, Precinct 3	-	-	-	-	-	-	-
Woodland Township, Precinct 1	-	-	-	-	-	-	-
Yankee Springs Township, Precinct 1	-	-	-	-	-	-	-
Yankee Springs Township, Precinct 2	-	-	-	-	-	-	-
City of Hastings, Ward 1, Precinct 1	-	-	-	-	-	-	-
City of Hastings, Ward 2, Precinct 2	-	-	-	-	-	-	-
City of Hastings, Ward 3, Precinct 3	-	-	-	-	-	-	-
City of Hastings, Ward 4, Precinct 4	-	-	-	-	-	-	-
Total	0	2112	1544	1536	99.48%	8	0.52%

Statement of Votes Cast
Barry County, MI
2016 General Primary
SOVC For Jurisdiction Wide, All Counters, All Races
Official Results

	REP D5 Commissioner								
	Reg. Voters	Times Counted	Total Votes	Ben Geiger (REP)		Robert Vanderboegh (REP)		Write-In Votes	
Jurisdiction Wide									
Assyria Township, Precinct 1	-	-	-	-	-	-	-	-	-
Baltimore Township, Precinct 1	-	-	-	-	-	-	-	-	-
Barry Township, Precinct 1	-	-	-	-	-	-	-	-	-
Barry Township, Precinct 2	-	-	-	-	-	-	-	-	-
Carlton Township, Precinct 1	0	346	292	185	63.36%	107	36.64%	0	0.00%
Castleton Township, Precinct 1	0	523	416	275	66.11%	138	33.17%	3	0.72%
Hastings Charter Township, Precinct 1	0	413	342	212	61.99%	129	37.72%	1	0.29%
Hope Township, Precinct 1	-	-	-	-	-	-	-	-	-
Irving Township, Precinct 1	-	-	-	-	-	-	-	-	-
Irving Township, Precinct 2	-	-	-	-	-	-	-	-	-
Johnstown Township, Precinct 1	-	-	-	-	-	-	-	-	-
Maple Grove Township, Precinct 1	0	4	3	1	33.33%	2	66.67%	0	0.00%
Orangeville Township, Precinct 1	-	-	-	-	-	-	-	-	-
Prairieville Township, Precinct 1	-	-	-	-	-	-	-	-	-
Prairieville Township, Precinct 2	-	-	-	-	-	-	-	-	-
Rutland Charter Township, Precinct 1	-	-	-	-	-	-	-	-	-
Rutland Charter Township, Precinct 2	-	-	-	-	-	-	-	-	-
Thornapple Township, Precinct 1	-	-	-	-	-	-	-	-	-
Thornapple Township, Precinct 2	-	-	-	-	-	-	-	-	-
Thornapple Township, Precinct 3	-	-	-	-	-	-	-	-	-
Woodland Township, Precinct 1	0	418	344	275	79.94%	69	20.06%	0	0.00%
Yankee Springs Township, Precinct 1	-	-	-	-	-	-	-	-	-
Yankee Springs Township, Precinct 2	-	-	-	-	-	-	-	-	-
City of Hastings, Ward 1, Precinct 1	-	-	-	-	-	-	-	-	-
City of Hastings, Ward 2, Precinct 2	-	-	-	-	-	-	-	-	-
City of Hastings, Ward 3, Precinct 3	-	-	-	-	-	-	-	-	-
City of Hastings, Ward 4, Precinct 4	-	-	-	-	-	-	-	-	-
Total	0	1704	1397	948	67.86%	445	31.85%	4	0.29%

Statement of Votes Cast
Barry County, MI
2016 General Primary
SOVC For Jurisdiction Wide, All Counters, All Races
Official Results

	REP D6 Commissioner						
	Reg. Voters	Times Counted	Total Votes	Vivian Lee Conner (REP)		Write-In Votes	
Jurisdiction Wide							
Assyria Township, Precinct 1	-	-	-	-	-	-	-
Baltimore Township, Precinct 1	-	-	-	-	-	-	-
Barry Township, Precinct 1	-	-	-	-	-	-	-
Barry Township, Precinct 2	-	-	-	-	-	-	-
Carlton Township, Precinct 1	-	-	-	-	-	-	-
Castleton Township, Precinct 1	-	-	-	-	-	-	-
Hastings Charter Township, Precinct 1	-	-	-	-	-	-	-
Hope Township, Precinct 1	-	-	-	-	-	-	-
Irving Township, Precinct 1	-	-	-	-	-	-	-
Irving Township, Precinct 2	-	-	-	-	-	-	-
Johnstown Township, Precinct 1	-	-	-	-	-	-	-
Maple Grove Township, Precinct 1	-	-	-	-	-	-	-
Orangeville Township, Precinct 1	0	648	414	413	99.76%	1	0.24%
Prairieville Township, Precinct 1	0	292	179	177	98.88%	2	1.12%
Prairieville Township, Precinct 2	0	280	158	158	100.00%	0	0.00%
Rutland Charter Township, Precinct 1	-	-	-	-	-	-	-
Rutland Charter Township, Precinct 2	-	-	-	-	-	-	-
Thornapple Township, Precinct 1	-	-	-	-	-	-	-
Thornapple Township, Precinct 2	-	-	-	-	-	-	-
Thornapple Township, Precinct 3	-	-	-	-	-	-	-
Woodland Township, Precinct 1	-	-	-	-	-	-	-
Yankee Springs Township, Precinct 1	-	-	-	-	-	-	-
Yankee Springs Township, Precinct 2	0	469	315	312	99.05%	3	0.95%
City of Hastings, Ward 1, Precinct 1	-	-	-	-	-	-	-
City of Hastings, Ward 2, Precinct 2	-	-	-	-	-	-	-
City of Hastings, Ward 3, Precinct 3	-	-	-	-	-	-	-
City of Hastings, Ward 4, Precinct 4	-	-	-	-	-	-	-
Total	0	1689	1066	1060	99.44%	6	0.56%

Statement of Votes Cast
Barry County, MI
2016 General Primary
SOVC For Jurisdiction Wide, All Counters, All Races
Official Results

	REP D7 Commissioner						
	Reg. Voters	Times Counted	Total Votes	Heather Lynn Wing (REP)		Write-In Votes	
Jurisdiction Wide							
Assyria Township, Precinct 1	0	296	224	224	100.00%	0	0.00%
Baltimore Township, Precinct 1	0	442	279	277	99.28%	2	0.72%
Barry Township, Precinct 1	-	-	-	-	-	-	-
Barry Township, Precinct 2	-	-	-	-	-	-	-
Carlton Township, Precinct 1	-	-	-	-	-	-	-
Castleton Township, Precinct 1	-	-	-	-	-	-	-
Hastings Charter Township, Precinct 1	-	-	-	-	-	-	-
Hope Township, Precinct 1	-	-	-	-	-	-	-
Irving Township, Precinct 1	-	-	-	-	-	-	-
Irving Township, Precinct 2	-	-	-	-	-	-	-
Johnstown Township, Precinct 1	0	559	358	349	97.49%	9	2.51%
Maple Grove Township, Precinct 1	0	273	193	192	99.48%	1	0.52%
Orangeville Township, Precinct 1	-	-	-	-	-	-	-
Prairieville Township, Precinct 1	-	-	-	-	-	-	-
Prairieville Township, Precinct 2	-	-	-	-	-	-	-
Rutland Charter Township, Precinct 1	-	-	-	-	-	-	-
Rutland Charter Township, Precinct 2	-	-	-	-	-	-	-
Thornapple Township, Precinct 1	-	-	-	-	-	-	-
Thornapple Township, Precinct 2	-	-	-	-	-	-	-
Thornapple Township, Precinct 3	-	-	-	-	-	-	-
Woodland Township, Precinct 1	-	-	-	-	-	-	-
Yankee Springs Township, Precinct 1	-	-	-	-	-	-	-
Yankee Springs Township, Precinct 2	-	-	-	-	-	-	-
City of Hastings, Ward 1, Precinct 1	-	-	-	-	-	-	-
City of Hastings, Ward 2, Precinct 2	-	-	-	-	-	-	-
City of Hastings, Ward 3, Precinct 3	-	-	-	-	-	-	-
City of Hastings, Ward 4, Precinct 4	-	-	-	-	-	-	-
Total	0	1570	1054	1042	98.86%	12	1.14%

Statement of Votes Cast
Barry County, MI
2016 General Primary
SOVC For Jurisdiction Wide, All Counters, All Races
Official Results

	REP Assyria Twp Supervisor							REP Assyria Twp Clerk						
	Reg. Voters	Times Counted	Total Votes	Mike P. Timmons (REP)		Write-In Votes		Reg. Voters	Times Counted	Total Votes	Write-In Votes			
Jurisdiction Wide														
Assyria Township, Precinct 1	0	296	220	217	98.64%	3	1.36%	0	296	15	15	100.00%		
Baltimore Township, Precinct 1	-	-	-	-	-	-		-	-	-	-			
Barry Township, Precinct 1	-	-	-	-	-	-		-	-	-	-			
Barry Township, Precinct 2	-	-	-	-	-	-		-	-	-	-			
Carlton Township, Precinct 1	-	-	-	-	-	-		-	-	-	-			
Castleton Township, Precinct 1	-	-	-	-	-	-		-	-	-	-			
Hastings Charter Township, Precinct 1	-	-	-	-	-	-		-	-	-	-			
Hope Township, Precinct 1	-	-	-	-	-	-		-	-	-	-			
Irving Township, Precinct 1	-	-	-	-	-	-		-	-	-	-			
Irving Township, Precinct 2	-	-	-	-	-	-		-	-	-	-			
Johnstown Township, Precinct 1	-	-	-	-	-	-		-	-	-	-			
Maple Grove Township, Precinct 1	-	-	-	-	-	-		-	-	-	-			
Orangeville Township, Precinct 1	-	-	-	-	-	-		-	-	-	-			
Prairieville Township, Precinct 1	-	-	-	-	-	-		-	-	-	-			
Prairieville Township, Precinct 2	-	-	-	-	-	-		-	-	-	-			
Rutland Charter Township, Precinct 1	-	-	-	-	-	-		-	-	-	-			
Rutland Charter Township, Precinct 2	-	-	-	-	-	-		-	-	-	-			
Thornapple Township, Precinct 1	-	-	-	-	-	-		-	-	-	-			
Thornapple Township, Precinct 2	-	-	-	-	-	-		-	-	-	-			
Thornapple Township, Precinct 3	-	-	-	-	-	-		-	-	-	-			
Woodland Township, Precinct 1	-	-	-	-	-	-		-	-	-	-			
Yankee Springs Township, Precinct 1	-	-	-	-	-	-		-	-	-	-			
Yankee Springs Township, Precinct 2	-	-	-	-	-	-		-	-	-	-			
City of Hastings, Ward 1, Precinct 1	-	-	-	-	-	-		-	-	-	-			
City of Hastings, Ward 2, Precinct 2	-	-	-	-	-	-		-	-	-	-			
City of Hastings, Ward 3, Precinct 3	-	-	-	-	-	-		-	-	-	-			
City of Hastings, Ward 4, Precinct 4	-	-	-	-	-	-		-	-	-	-			
Total	0	296	220	217	98.64%	3	1.36%	0	296	15	15	100.00%		

Statement of Votes Cast
Barry County, MI
2016 General Primary
SOVC For Jurisdiction Wide, All Counters, All Races
Official Results

REP Assyria Twp Treasurer

	Reg. Voters	Times Counted	Total Votes	Elizabeth A. Miller (REP)		Write-In Votes	
Jurisdiction Wide							
Assyria Township, Precinct 1	0	296	233	232	99.57%	1	0.43%
Baltimore Township, Precinct 1	-	-	-	-	-	-	-
Barry Township, Precinct 1	-	-	-	-	-	-	-
Barry Township, Precinct 2	-	-	-	-	-	-	-
Carlton Township, Precinct 1	-	-	-	-	-	-	-
Castleton Township, Precinct 1	-	-	-	-	-	-	-
Hastings Charter Township, Precinct 1	-	-	-	-	-	-	-
Hope Township, Precinct 1	-	-	-	-	-	-	-
Irving Township, Precinct 1	-	-	-	-	-	-	-
Irving Township, Precinct 2	-	-	-	-	-	-	-
Johnstown Township, Precinct 1	-	-	-	-	-	-	-
Maple Grove Township, Precinct 1	-	-	-	-	-	-	-
Orangeville Township, Precinct 1	-	-	-	-	-	-	-
Prairieville Township, Precinct 1	-	-	-	-	-	-	-
Prairieville Township, Precinct 2	-	-	-	-	-	-	-
Rutland Charter Township, Precinct 1	-	-	-	-	-	-	-
Rutland Charter Township, Precinct 2	-	-	-	-	-	-	-
Thornapple Township, Precinct 1	-	-	-	-	-	-	-
Thornapple Township, Precinct 2	-	-	-	-	-	-	-
Thornapple Township, Precinct 3	-	-	-	-	-	-	-
Woodland Township, Precinct 1	-	-	-	-	-	-	-
Yankee Springs Township, Precinct 1	-	-	-	-	-	-	-
Yankee Springs Township, Precinct 2	-	-	-	-	-	-	-
City of Hastings, Ward 1, Precinct 1	-	-	-	-	-	-	-
City of Hastings, Ward 2, Precinct 2	-	-	-	-	-	-	-
City of Hastings, Ward 3, Precinct 3	-	-	-	-	-	-	-
City of Hastings, Ward 4, Precinct 4	-	-	-	-	-	-	-
Total	0	296	233	232	99.57%	1	0.43%

Statement of Votes Cast
Barry County, MI
2016 General Primary
SOVC For Jurisdiction Wide, All Counters, All Races
Official Results

	REP Assyria Twp Trustee								
	Reg. Voters	Times Counted	Total Votes	James Miller (REP)		Eugene Waterbury (REP)		Write-In Votes	
Jurisdiction Wide									
Assyria Township, Precinct 1	0	296	374	196	52.41%	177	47.33%	1	0.27%
Baltimore Township, Precinct 1	-	-	-	-	-	-	-	-	-
Barry Township, Precinct 1	-	-	-	-	-	-	-	-	-
Barry Township, Precinct 2	-	-	-	-	-	-	-	-	-
Carlton Township, Precinct 1	-	-	-	-	-	-	-	-	-
Castleton Township, Precinct 1	-	-	-	-	-	-	-	-	-
Hastings Charter Township, Precinct 1	-	-	-	-	-	-	-	-	-
Hope Township, Precinct 1	-	-	-	-	-	-	-	-	-
Irving Township, Precinct 1	-	-	-	-	-	-	-	-	-
Irving Township, Precinct 2	-	-	-	-	-	-	-	-	-
Johnstown Township, Precinct 1	-	-	-	-	-	-	-	-	-
Maple Grove Township, Precinct 1	-	-	-	-	-	-	-	-	-
Orangeville Township, Precinct 1	-	-	-	-	-	-	-	-	-
Prairieville Township, Precinct 1	-	-	-	-	-	-	-	-	-
Prairieville Township, Precinct 2	-	-	-	-	-	-	-	-	-
Rutland Charter Township, Precinct 1	-	-	-	-	-	-	-	-	-
Rutland Charter Township, Precinct 2	-	-	-	-	-	-	-	-	-
Thornapple Township, Precinct 1	-	-	-	-	-	-	-	-	-
Thornapple Towoship, Precinct 2	-	-	-	-	-	-	-	-	-
Thornapple Township, Precinct 3	-	-	-	-	-	-	-	-	-
Woodland Township, Precinct 1	-	-	-	-	-	-	-	-	-
Yankee Springs Township, Precinct 1	-	-	-	-	-	-	-	-	-
Yankee Springs Township, Precinct 2	-	-	-	-	-	-	-	-	-
City of Hastings, Ward 1, Precinct 1	-	-	-	-	-	-	-	-	-
City of Hastings, Ward 2, Precinct 2	-	-	-	-	-	-	-	-	-
City of Hastings, Ward 3, Precinct 3	-	-	-	-	-	-	-	-	-
City of Hastings, Ward 4, Precinct 4	-	-	-	-	-	-	-	-	-
Total	0	296	374	196	52.41%	177	47.33%	1	0.27%

Statement of Votes Cast
Barry County, MI
2016 General Primary
SOVC For Jurisdiction Wide, All Counters, All Races
Official Results

	REP Baltimore Twp Supervisor							REP Baltimore Twp Clerk				
	Reg. Voters	Times Counted	Total Votes	Chad VanSyckle (REP)		Write-In Votes		Reg. Voters	Times Counted	Total Votes	Write-In Votes	
Jurisdiction Wide												
Assyria Township, Precinct 1	-	-	-	-	-	-	-	-	-	-	-	-
Baltimore Township, Precinct 1	0	442	228	225	98.68%	3	1.32%	0	442	16	16	100.00%
Barry Township, Precinct 1	-	-	-	-	-	-	-	-	-	-	-	-
Barry Township, Precinct 2	-	-	-	-	-	-	-	-	-	-	-	-
Carlton Township, Precinct 1	-	-	-	-	-	-	-	-	-	-	-	-
Castleton Township, Precinct 1	-	-	-	-	-	-	-	-	-	-	-	-
Hastings Charter Township, Precinct 1	-	-	-	-	-	-	-	-	-	-	-	-
Hope Township, Precinct 1	-	-	-	-	-	-	-	-	-	-	-	-
Irving Township, Precinct 1	-	-	-	-	-	-	-	-	-	-	-	-
Irving Township, Precinct 2	-	-	-	-	-	-	-	-	-	-	-	-
Johnstown Township, Precinct 1	-	-	-	-	-	-	-	-	-	-	-	-
Maple Grove Township, Precinct 1	-	-	-	-	-	-	-	-	-	-	-	-
Orangeville Township, Precinct 1	-	-	-	-	-	-	-	-	-	-	-	-
Prairieville Township, Precinct 1	-	-	-	-	-	-	-	-	-	-	-	-
Prairieville Township, Precinct 2	-	-	-	-	-	-	-	-	-	-	-	-
Rutland Charter Township, Precinct 1	-	-	-	-	-	-	-	-	-	-	-	-
Rutland Charter Township, Precinct 2	-	-	-	-	-	-	-	-	-	-	-	-
Thornapple Township, Precinct 1	-	-	-	-	-	-	-	-	-	-	-	-
Thornapple Township, Precinct 2	-	-	-	-	-	-	-	-	-	-	-	-
Thornapple Township, Precinct 3	-	-	-	-	-	-	-	-	-	-	-	-
Woodland Township, Precinct 1	-	-	-	-	-	-	-	-	-	-	-	-
Yankee Springs Township, Precinct 1	-	-	-	-	-	-	-	-	-	-	-	-
Yankee Springs Township, Precinct 2	-	-	-	-	-	-	-	-	-	-	-	-
City of Hastings, Ward 1, Precinct 1	-	-	-	-	-	-	-	-	-	-	-	-
City of Hastings, Ward 2, Precinct 2	-	-	-	-	-	-	-	-	-	-	-	-
City of Hastings, Ward 3, Precinct 3	-	-	-	-	-	-	-	-	-	-	-	-
City of Hastings, Ward 4, Precinct 4	-	-	-	-	-	-	-	-	-	-	-	-
Total	0	442	228	225	98.68%	3	1.32%	0	442	16	16	100.00%

Statement of Votes Cast
Barry County, MI
2016 General Primary
SOVC For Jurisdiction Wide, All Counters, All Races
Official Results

	REP Baltimore Twp Treasurer							REP Baltimore Twp Trustee					
	Reg. Voters	Times Counted	Total Votes	Melissa L. VanSyckle (REP)		Write-In Votes		Reg. Voters	Times Counted	Total Votes	Write-In Votes		
Jurisdiction Wide													
Assyria Township, Precinct 1	-	-	-	-	-	-	-	-	-	-	-	-	-
Baltimore Township, Precinct 1	0	442	226	223	98.67%	3	1.33%	0	442	10	10	100.00%	
Barry Township, Precinct 1	-	-	-	-	-	-	-	-	-	-	-	-	-
Barry Township, Precinct 2	-	-	-	-	-	-	-	-	-	-	-	-	-
Carlton Township, Precinct 1	-	-	-	-	-	-	-	-	-	-	-	-	-
Castleton Township, Precinct 1	-	-	-	-	-	-	-	-	-	-	-	-	-
Hastings Charter Township, Precinct 1	-	-	-	-	-	-	-	-	-	-	-	-	-
Hope Township, Precinct 1	-	-	-	-	-	-	-	-	-	-	-	-	-
Irving Township, Precinct 1	-	-	-	-	-	-	-	-	-	-	-	-	-
Irving Township, Precinct 2	-	-	-	-	-	-	-	-	-	-	-	-	-
Johnstown Township, Precinct 1	-	-	-	-	-	-	-	-	-	-	-	-	-
Maple Grove Township, Precinct 1	-	-	-	-	-	-	-	-	-	-	-	-	-
Orangeville Township, Precinct 1	-	-	-	-	-	-	-	-	-	-	-	-	-
Prairieville Township, Precinct 1	-	-	-	-	-	-	-	-	-	-	-	-	-
Prairieville Township, Precinct 2	-	-	-	-	-	-	-	-	-	-	-	-	-
Rutland Charter Township, Precinct 1	-	-	-	-	-	-	-	-	-	-	-	-	-
Rutland Charter Township, Precinct 2	-	-	-	-	-	-	-	-	-	-	-	-	-
Thornapple Township, Precinct 1	-	-	-	-	-	-	-	-	-	-	-	-	-
Thornapple Township, Precinct 2	-	-	-	-	-	-	-	-	-	-	-	-	-
Thornapple Township, Precinct 3	-	-	-	-	-	-	-	-	-	-	-	-	-
Woodland Township, Precinct 1	-	-	-	-	-	-	-	-	-	-	-	-	-
Yankee Springs Township, Precinct 1	-	-	-	-	-	-	-	-	-	-	-	-	-
Yankee Springs Township, Precinct 2	-	-	-	-	-	-	-	-	-	-	-	-	-
City of Hastings, Ward 1, Precinct 1	-	-	-	-	-	-	-	-	-	-	-	-	-
City of Hastings, Ward 2, Precinct 2	-	-	-	-	-	-	-	-	-	-	-	-	-
City of Hastings, Ward 3, Precinct 3	-	-	-	-	-	-	-	-	-	-	-	-	-
City of Hastings, Ward 4, Precinct 4	-	-	-	-	-	-	-	-	-	-	-	-	-
Total	0	442	226	223	98.67%	3	1.33%	0	442	10	10	100.00%	

Statement of Votes Cast
Barry County, MI
2016 General Primary
SOVC For Jurisdiction Wide, All Counters, All Races
Official Results

	REP Barry Twp Supervisor						
	Reg. Voters	Times Counted	Total Votes	Wesley Kahler (REP)		Write-In Votes	
Jurisdiction Wide							
Assyria Township, Precinct 1	-	-	-	-	-	-	-
Baltimore Township, Precinct 1	-	-	-	-	-	-	-
Barry Township, Precinct 1	0	227	166	163	98.19%	3	1.81%
Barry Township, Precinct 2	0	441	305	294	96.39%	11	3.61%
Carlton Township, Precinct 1	-	-	-	-	-	-	-
Castleton Township, Precinct 1	-	-	-	-	-	-	-
Hastings Charter Township, Precinct 1	-	-	-	-	-	-	-
Hope Township, Precinct 1	-	-	-	-	-	-	-
Irving Township, Precinct 1	-	-	-	-	-	-	-
Irving Township, Precinct 2	-	-	-	-	-	-	-
Johnstown Township, Precinct 1	-	-	-	-	-	-	-
Maple Grove Township, Precinct 1	-	-	-	-	-	-	-
Orangeville Township, Precinct 1	-	-	-	-	-	-	-
Prairieville Township, Precinct 1	-	-	-	-	-	-	-
Prairieville Township, Precinct 2	-	-	-	-	-	-	-
Rutland Charter Township, Precinct 1	-	-	-	-	-	-	-
Rutland Charter Township, Precinct 2	-	-	-	-	-	-	-
Thornapple Township, Precinct 1	-	-	-	-	-	-	-
Thornapple Township, Precinct 2	-	-	-	-	-	-	-
Thornapple Township, Precinct 3	-	-	-	-	-	-	-
Woodland Township, Precinct 1	-	-	-	-	-	-	-
Yankee Springs Township, Precinct 1	-	-	-	-	-	-	-
Yankee Springs Township, Precinct 2	-	-	-	-	-	-	-
City of Hastings, Ward 1, Precinct 1	-	-	-	-	-	-	-
City of Hastings, Ward 2, Precinct 2	-	-	-	-	-	-	-
City of Hastings, Ward 3, Precinct 3	-	-	-	-	-	-	-
City of Hastings, Ward 4, Precinct 4	-	-	-	-	-	-	-
Total	0	668	471	457	97.03%	14	2.97%

Statement of Votes Cast
Barry County, MI
2016 General Primary
SOVC For Jurisdiction Wide, All Counters, All Races
Official Results

	REP Barry Twp Clerk											
	Reg. Voters	Times Counted	Total Votes	Dawn M. Crapo (REP)		Debra Knight (REP)		Ingrid Pagano (REP)		Write-In Votes	
Jurisdiction Wide											
Assyria Township, Precinct 1	-	-	-	-	-	-	-	-	-	-	-
Baltimore Township, Precinct 1	-	-	-	-	-	-	-	-	-	-	-
Barry Township, Precinct 1	0	227	186	57	30.65%	115	61.83%	14	7.53%	0	0.00%
Barry Township, Precinct 2	0	441	377	82	21.75%	234	62.07%	60	15.92%	1	0.27%
Carlton Township, Precinct 1	-	-	-	-	-	-	-	-	-	-	-
Castleton Township, Precinct 1	-	-	-	-	-	-	-	-	-	-	-
Hastings Charter Township, Precinct 1	-	-	-	-	-	-	-	-	-	-	-
Hope Township, Precinct 1	-	-	-	-	-	-	-	-	-	-	-
Irving Township, Precinct 1	-	-	-	-	-	-	-	-	-	-	-
Irving Township, Precinct 2	-	-	-	-	-	-	-	-	-	-	-
Johnstown Township, Precinct 1	-	-	-	-	-	-	-	-	-	-	-
Maple Grove Township, Precinct 1	-	-	-	-	-	-	-	-	-	-	-
Orangeville Township, Precinct 1	-	-	-	-	-	-	-	-	-	-	-
Prairieville Township, Precinct 1	-	-	-	-	-	-	-	-	-	-	-
Prairieville Township, Precinct 2	-	-	-	-	-	-	-	-	-	-	-
Rutland Charter Township, Precinct 1	-	-	-	-	-	-	-	-	-	-	-
Rutland Charter Township, Precinct 2	-	-	-	-	-	-	-	-	-	-	-
Thornapple Township, Precinct 1	-	-	-	-	-	-	-	-	-	-	-
Thornapple Township, Precinct 2	-	-	-	-	-	-	-	-	-	-	-
Thornapple Township, Precinct 3	-	-	-	-	-	-	-	-	-	-	-
Woodland Township, Precinct 1	-	-	-	-	-	-	-	-	-	-	-
Yankee Springs Township, Precinct 1	-	-	-	-	-	-	-	-	-	-	-
Yankee Springs Township, Precinct 2	-	-	-	-	-	-	-	-	-	-	-
City of Hastings, Ward 1, Precinct 1	-	-	-	-	-	-	-	-	-	-	-
City of Hastings, Ward 2, Precinct 2	-	-	-	-	-	-	-	-	-	-	-
City of Hastings, Ward 3, Precinct 3	-	-	-	-	-	-	-	-	-	-	-
City of Hastings, Ward 4, Precinct 4	-	-	-	-	-	-	-	-	-	-	-
Total	0	668	563	139	24.69%	349	61.99%	74	13.14%	1	0.18%

Statement of Votes Cast
Barry County, MI
2016 General Primary
SOVC For Jurisdiction Wide, All Counters, All Races
Official Results

	REP Barry Twp Treasurer						
	Reg. Voters	Times Counted	Total Votes	Judith E. Wooer (REP)		Write-In Votes	
Jurisdiction Wide							
Assyria Township, Precinct 1	-	-	-	-	-	-	-
Baltimore Township, Precinct 1	-	-	-	-	-	-	-
Barry Township, Precinct 1	0	227	169	169	100.00%	0	0.00%
Barry Township, Precinct 2	0	441	335	332	99.10%	3	0.90%
Carlton Township, Precinct 1	-	-	-	-	-	-	-
Castleton Township, Precinct 1	-	-	-	-	-	-	-
Hastings Charter Township, Precinct 1	-	-	-	-	-	-	-
Hope Township, Precinct 1	-	-	-	-	-	-	-
Irving Township, Precinct 1	-	-	-	-	-	-	-
Irving Township, Precinct 2	-	-	-	-	-	-	-
Johnstown Township, Precinct 1	-	-	-	-	-	-	-
Maple Grove Township, Precinct 1	-	-	-	-	-	-	-
Orangeville Township, Precinct 1	-	-	-	-	-	-	-
Prairieville Township, Precinct 1	-	-	-	-	-	-	-
Prairieville Township, Precinct 2	-	-	-	-	-	-	-
Rutland Charter Township, Precinct 1	-	-	-	-	-	-	-
Rutland Charter Township, Precinct 2	-	-	-	-	-	-	-
Thornapple Township, Precinct 1	-	-	-	-	-	-	-
Thornapple Township, Precinct 2	-	-	-	-	-	-	-
Thornapple Township, Precinct 3	-	-	-	-	-	-	-
Woodland Township, Precinct 1	-	-	-	-	-	-	-
Yankee Springs Township, Precinct 1	-	-	-	-	-	-	-
Yankee Springs Township, Precinct 2	-	-	-	-	-	-	-
City of Hastings, Ward 1, Precinct 1	-	-	-	-	-	-	-
City of Hastings, Ward 2, Precinct 2	-	-	-	-	-	-	-
City of Hastings, Ward 3, Precinct 3	-	-	-	-	-	-	-
City of Hastings, Ward 4, Precinct 4	-	-	-	-	-	-	-
Total	0	668	504	501	99.40%	3	0.60%

Statement of Votes Cast
Barry County, MI
2016 General Primary
SOVC For Jurisdiction Wide, All Counters, All Races
Official Results

				REP Barry Twp Trustee							
	Reg. Voters	Times Counted	Total Votes	James Alden (REP)		Lee A. Campbell (REP)		Tony Crosariol (REP)		Ricky Lawrence (REP)	
Jurisdiction Wide											
Assyria Township, Precinct 1	-	-	-	-	-	-	-	-	-	-	-
Baltimore Township, Precinct 1	-	-	-	-	-	-	-	-	-	-	-
Barry Township, Precinct 1	0	227	322	58	18.01%	84	26.09%	16	4.97%	92	28.57%
Barry Township, Precinct 2	0	441	620	112	18.06%	157	25.32%	113	18.23%	92	14.84%
Carlton Township, Precinct 1	-	-	-	-	-	-	-	-	-	-	-
Castleton Township, Precinct 1	-	-	-	-	-	-	-	-	-	-	-
Hastings Charter Township, Precinct 1	-	-	-	-	-	-	-	-	-	-	-
Hope Township, Precinct 1	-	-	-	-	-	-	-	-	-	-	-
Irving Township, Precinct 1	-	-	-	-	-	-	-	-	-	-	-
Irving Township, Precinct 2	-	-	-	-	-	-	-	-	-	-	-
Johnstown Township, Precinct 1	-	-	-	-	-	-	-	-	-	-	-
Maple Grove Township, Precinct 1	-	-	-	-	-	-	-	-	-	-	-
Orangeville Township, Precinct 1	-	-	-	-	-	-	-	-	-	-	-
Prairieville Township, Precinct 1	-	-	-	-	-	-	-	-	-	-	-
Prairieville Township, Precinct 2	-	-	-	-	-	-	-	-	-	-	-
Rutland Charter Township, Precinct 1	-	-	-	-	-	-	-	-	-	-	-
Rutland Charter Township, Precinct 2	-	-	-	-	-	-	-	-	-	-	-
Thornapple Township, Precinct 1	-	-	-	-	-	-	-	-	-	-	-
Thornapple Township, Precinct 2	-	-	-	-	-	-	-	-	-	-	-
Thornapple Township, Precinct 3	-	-	-	-	-	-	-	-	-	-	-
Woodland Township, Precinct 1	-	-	-	-	-	-	-	-	-	-	-
Yankee Springs Township, Precinct 1	-	-	-	-	-	-	-	-	-	-	-
Yankee Springs Township, Precinct 2	-	-	-	-	-	-	-	-	-	-	-
City of Hastings, Ward 1, Precinct 1	-	-	-	-	-	-	-	-	-	-	-
City of Hastings, Ward 2, Precinct 2	-	-	-	-	-	-	-	-	-	-	-
City of Hastings, Ward 3, Precinct 3	-	-	-	-	-	-	-	-	-	-	-
City of Hastings, Ward 4, Precinct 4	-	-	-	-	-	-	-	-	-	-	-
Total	0	668	942	170	18.05%	241	25.58%	129	13.69%	184	19.53%

Statement of Votes Cast
Barry County, MI
2016 General Primary
SOVC For Jurisdiction Wide, All Counters, All Races
Official Results

	REP Barry Twp Trustee				REP Carlton Twp Supervisor						
	Teresa Schuiteboer (REP)		Write-In Votes		Reg. Voters	Times Counted	Total Votes	Brad H. Carpenter (REP)		Write-In Votes	
Jurisdiction Wide											
Assyria Township, Precinct 1	-	-	-	-	-	-	-	-	-	-	-
Baltimore Township, Precinct 1	-	-	-	-	-	-	-	-	-	-	-
Barry Township, Precinct 1	72	22.36%	0	0.00%	-	-	-	-	-	-	-
Barry Township, Precinct 2	145	23.39%	1	0.16%	-	-	-	-	-	-	-
Carlton Township, Precinct 1	-	-	-	-	0	680	490	482	98.37%	8	1.63%
Castleton Township, Precinct 1	-	-	-	-	-	-	-	-	-	-	-
Hastings Charter Township, Precinct 1	-	-	-	-	-	-	-	-	-	-	-
Hope Township, Precinct 1	-	-	-	-	-	-	-	-	-	-	-
Irving Township, Precinct 1	-	-	-	-	-	-	-	-	-	-	-
Irving Township, Precinct 2	-	-	-	-	-	-	-	-	-	-	-
Johnstown Township, Precinct 1	-	-	-	-	-	-	-	-	-	-	-
Maple Grove Township, Precinct 1	-	-	-	-	-	-	-	-	-	-	-
Orangeville Township, Precinct 1	-	-	-	-	-	-	-	-	-	-	-
Prairieville Township, Precinct 1	-	-	-	-	-	-	-	-	-	-	-
Prairieville Township, Precinct 2	-	-	-	-	-	-	-	-	-	-	-
Rutland Charter Township, Precinct 1	-	-	-	-	-	-	-	-	-	-	-
Rutland Charter Township, Precinct 2	-	-	-	-	-	-	-	-	-	-	-
Thornapple Township, Precinct 1	-	-	-	-	-	-	-	-	-	-	-
Thornapple Township, Precinct 2	-	-	-	-	-	-	-	-	-	-	-
Thornapple Township, Precinct 3	-	-	-	-	-	-	-	-	-	-	-
Woodland Township, Precinct 1	-	-	-	-	-	-	-	-	-	-	-
Yankee Springs Township, Precinct 1	-	-	-	-	-	-	-	-	-	-	-
Yankee Springs Township, Precinct 2	-	-	-	-	-	-	-	-	-	-	-
City of Hastings, Ward 1, Precinct 1	-	-	-	-	-	-	-	-	-	-	-
City of Hastings, Ward 2, Precinct 2	-	-	-	-	-	-	-	-	-	-	-
City of Hastings, Ward 3, Precinct 3	-	-	-	-	-	-	-	-	-	-	-
City of Hastings, Ward 4, Precinct 4	-	-	-	-	-	-	-	-	-	-	-
Total	217	23.04%	1	0.11%	0	680	490	482	98.37%	8	1.63%

Statement of Votes Cast
Barry County, MI
2016 General Primary
SOVC For Jurisdiction Wide, All Counters, All Races
Official Results

	REP Carlton Twp Clerk						
	Reg. Voters	Times Counted	Total Votes	Michele Erb (REP)		Write-In Votes	
Jurisdiction Wide							
Assyria Township, Precinct 1	-	-	-	-	-	-	-
Baltimore Township, Precinct 1	-	-	-	-	-	-	-
Barry Township, Precinct 1	-	-	-	-	-	-	-
Barry Township, Precinct 2	-	-	-	-	-	-	-
Carlton Township, Precinct 1	0	680	487	482	98.97%	5	1.03%
Castleton Township, Precinct 1	-	-	-	-	-	-	-
Hastings Charter Township, Precinct 1	-	-	-	-	-	-	-
Hope Township, Precinct 1	-	-	-	-	-	-	-
Irving Township, Precinct 1	-	-	-	-	-	-	-
Irving Township, Precinct 2	-	-	-	-	-	-	-
Johnstown Township, Precinct 1	-	-	-	-	-	-	-
Maple Grove Township, Precinct 1	-	-	-	-	-	-	-
Orangeville Township, Precinct 1	-	-	-	-	-	-	-
Prairieville Township, Precinct 1	-	-	-	-	-	-	-
Prairieville Township, Precinct 2	-	-	-	-	-	-	-
Rutland Charter Township, Precinct 1	-	-	-	-	-	-	-
Rutland Charter Township, Precinct 2	-	-	-	-	-	-	-
Thornapple Township, Precinct 1	-	-	-	-	-	-	-
Thornapple Township, Precinct 2	-	-	-	-	-	-	-
Thornapple Township, Precinct 3	-	-	-	-	-	-	-
Woodland Township, Precinct 1	-	-	-	-	-	-	-
Yankee Springs Township, Precinct 1	-	-	-	-	-	-	-
Yankee Springs Township, Precinct 2	-	-	-	-	-	-	-
City of Hastings, Ward 1, Precinct 1	-	-	-	-	-	-	-
City of Hastings, Ward 2, Precinct 2	-	-	-	-	-	-	-
City of Hastings, Ward 3, Precinct 3	-	-	-	-	-	-	-
City of Hastings, Ward 4, Precinct 4	-	-	-	-	-	-	-
Total	0	680	487	482	98.97%	5	1.03%

Statement of Votes Cast
Barry County, MI
2016 General Primary
SOVC For Jurisdiction Wide, All Counters, All Races
Official Results

	REP Carlton Twp Treasurer										
	Reg. Voters	Times Counted	Total Votes	Terri Geiger (REP)		Kris Slagel (REP)		Rhonda VanOoy (REP)		David Yonker (REP)	
Jurisdiction Wide											
Assyria Township, Precinct 1	-	-	-	-	-	-	-	-	-	-	-
Baltimore Township, Precinct 1	-	-	-	-	-	-	-	-	-	-	-
Barry Township, Precinct 1	-	-	-	-	-	-	-	-	-	-	-
Barry Township, Precinct 2	-	-	-	-	-	-	-	-	-	-	-
Carlton Township, Precinct 1	0	680	540	267	49.44%	85	15.74%	63	11.67%	123	22.78%
Castleton Township, Precinct 1	-	-	-	-	-	-	-	-	-	-	-
Hastings Charter Township, Precinct 1	-	-	-	-	-	-	-	-	-	-	-
Hope Township, Precinct 1	-	-	-	-	-	-	-	-	-	-	-
Irving Township, Precinct 1	-	-	-	-	-	-	-	-	-	-	-
Irving Township, Precinct 2	-	-	-	-	-	-	-	-	-	-	-
Johnstown Township, Precinct 1	-	-	-	-	-	-	-	-	-	-	-
Maple Grove Township, Precinct 1	-	-	-	-	-	-	-	-	-	-	-
Orangeville Township, Precinct 1	-	-	-	-	-	-	-	-	-	-	-
Prairieville Township, Precinct 1	-	-	-	-	-	-	-	-	-	-	-
Prairieville Township, Precinct 2	-	-	-	-	-	-	-	-	-	-	-
Rutland Charter Township, Precinct 1	-	-	-	-	-	-	-	-	-	-	-
Rutland Charter Township, Precinct 2	-	-	-	-	-	-	-	-	-	-	-
Thornapple Township, Precinct 1	-	-	-	-	-	-	-	-	-	-	-
Thornapple Township, Precinct 2	-	-	-	-	-	-	-	-	-	-	-
Thornapple Township, Precinct 3	-	-	-	-	-	-	-	-	-	-	-
Woodland Township, Precinct 1	-	-	-	-	-	-	-	-	-	-	-
Yankee Springs Township, Precinct 1	-	-	-	-	-	-	-	-	-	-	-
Yankee Springs Township, Precinct 2	-	-	-	-	-	-	-	-	-	-	-
City of Hastings, Ward 1, Precinct 1	-	-	-	-	-	-	-	-	-	-	-
City of Hastings, Ward 2, Precinct 2	-	-	-	-	-	-	-	-	-	-	-
City of Hastings, Ward 3, Precinct 3	-	-	-	-	-	-	-	-	-	-	-
City of Hastings, Ward 4, Precinct 4	-	-	-	-	-	-	-	-	-	-	-
Total	0	680	540	267	49.44%	85	15.74%	63	11.67%	123	22.78%

Statement of Votes Cast
Barry County, MI
2016 General Primary
SOVC For Jurisdiction Wide, All Counters, All Races
Official Results

	REP Carlton Twp Treasurer		REP Carlton Twp Trustee								
	Write-In Votes		Reg. Voters	Times Counted	Total Votes	Cary Smith (REP)		Gary VandeCar (REP)		Write-In Votes	
Jurisdiction Wide											
Assyria Township, Precinct 1	-	-	-	-	-	-	-	-	-	-	-
Baltimore Township, Precinct 1	-	-	-	-	-	-	-	-	-	-	-
Barry Township, Precinct 1	-	-	-	-	-	-	-	-	-	-	-
Barry Township, Precinct 2	-	-	-	-	-	-	-	-	-	-	-
Carlton Township, Precinct 1	2	0.37%	0	680	717	340	47.42%	371	51.74%	6	0.84%
Castleton Township, Precinct 1	-	-	-	-	-	-	-	-	-	-	-
Hastings Charter Township, Precinct 1	-	-	-	-	-	-	-	-	-	-	-
Hope Township, Precinct 1	-	-	-	-	-	-	-	-	-	-	-
Irving Township, Precinct 1	-	-	-	-	-	-	-	-	-	-	-
Irving Township, Precinct 2	-	-	-	-	-	-	-	-	-	-	-
Johnstown Township, Precinct 1	-	-	-	-	-	-	-	-	-	-	-
Maple Grove Township, Precinct 1	-	-	-	-	-	-	-	-	-	-	-
Orangeville Township, Precinct 1	-	-	-	-	-	-	-	-	-	-	-
Prairieville Township, Precinct 1	-	-	-	-	-	-	-	-	-	-	-
Prairieville Township, Precinct 2	-	-	-	-	-	-	-	-	-	-	-
Rutland Charter Township, Precinct 1	-	-	-	-	-	-	-	-	-	-	-
Rutland Charter Township, Precinct 2	-	-	-	-	-	-	-	-	-	-	-
Thornapple Township, Precinct 1	-	-	-	-	-	-	-	-	-	-	-
Thornapple Township, Precinct 2	-	-	-	-	-	-	-	-	-	-	-
Thornapple Township, Precinct 3	-	-	-	-	-	-	-	-	-	-	-
Woodland Township, Precinct 1	-	-	-	-	-	-	-	-	-	-	-
Yankee Springs Township, Precinct 1	-	-	-	-	-	-	-	-	-	-	-
Yankee Springs Township, Precinct 2	-	-	-	-	-	-	-	-	-	-	-
City of Hastings, Ward 1, Precinct 1	-	-	-	-	-	-	-	-	-	-	-
City of Hastings, Ward 2, Precinct 2	-	-	-	-	-	-	-	-	-	-	-
City of Hastings, Ward 3, Precinct 3	-	-	-	-	-	-	-	-	-	-	-
City of Hastings, Ward 4, Precinct 4	-	-	-	-	-	-	-	-	-	-	-
Total	2	0.37%	0	680	717	340	47.42%	371	51.74%	6	0.84%

Statement of Votes Cast
Barry County, MI
2016 General Primary
SOVC For Jurisdiction Wide, All Counters, All Races
Official Results

	REP Castleton Twp Supervisor						
	Reg. Voters	Times Counted	Total Votes	Cheryl L. Hartwell (REP)		Write-In Votes	
Jurisdiction Wide							
Assyria Township, Precinct 1	-	-	-	-	-	-	-
Baltimore Township, Precinct 1	-	-	-	-	-	-	-
Barry Township, Precinct 1	-	-	-	-	-	-	-
Barry Township, Precinct 2	-	-	-	-	-	-	-
Carlton Township, Precinct 1	-	-	-	-	-	-	-
Castleton Township, Precinct 1	0	523	354	349	98.59%	5	1.41%
Hastings Charter Township, Precinct 1	-	-	-	-	-	-	-
Hope Township, Precinct 1	-	-	-	-	-	-	-
Irving Township, Precinct 1	-	-	-	-	-	-	-
Irving Township, Precinct 2	-	-	-	-	-	-	-
Johnstown Township, Precinct 1	-	-	-	-	-	-	-
Maple Grove Township, Precinct 1	-	-	-	-	-	-	-
Orangeville Township, Precinct 1	-	-	-	-	-	-	-
Prairieville Township, Precinct 1	-	-	-	-	-	-	-
Prairieville Township, Precinct 2	-	-	-	-	-	-	-
Rutland Charter Township, Precinct 1	-	-	-	-	-	-	-
Rutland Charter Township, Precinct 2	-	-	-	-	-	-	-
Thornapple Township, Precinct 1	-	-	-	-	-	-	-
Thornapple Township, Precinct 2	-	-	-	-	-	-	-
Thornapple Township, Precinct 3	-	-	-	-	-	-	-
Woodland Township, Precinct 1	-	-	-	-	-	-	-
Yankee Springs Township, Precinct 1	-	-	-	-	-	-	-
Yankee Springs Township, Precinct 2	-	-	-	-	-	-	-
City of Hastings, Ward 1, Precinct 1	-	-	-	-	-	-	-
City of Hastings, Ward 2, Precinct 2	-	-	-	-	-	-	-
City of Hastings, Ward 3, Precinct 3	-	-	-	-	-	-	-
City of Hastings, Ward 4, Precinct 4	-	-	-	-	-	-	-
Total	0	523	354	349	98.59%	5	1.41%

Statement of Votes Cast
Barry County, MI
2016 General Primary
SOVC For Jurisdiction Wide, All Counters, All Races
Official Results

	REP Castleton Twp Clerk						
	Reg. Voters	Times Counted	Total Votes	Marcia Scramlin (REP)		Write-In Votes	
Jurisdiction Wide							
Assyria Township, Precinct 1	-	-	-	-	-	-	-
Baltimore Township, Precinct 1	-	-	-	-	-	-	-
Barry Township, Precinct 1	-	-	-	-	-	-	-
Barry Township, Precinct 2	-	-	-	-	-	-	-
Carlton Township, Precinct 1	-	-	-	-	-	-	-
Castleton Township, Precinct 1	0	523	352	351	99.72%	1	0.28%
Hastings Charter Township, Precinct 1	-	-	-	-	-	-	-
Hope Towoship, Precinct 1	-	-	-	-	-	-	-
Irving Township, Precinct 1	-	-	-	-	-	-	-
Irving Township, Precinct 2	-	-	-	-	-	-	-
Johnstowo Township, Precinct 1	-	-	-	-	-	-	-
Maple Grove Township, Precinct 1	-	-	-	-	-	-	-
Orangeville Township, Precinct 1	-	-	-	-	-	-	-
Prairieville Township, Precinct 1	-	-	-	-	-	-	-
Prairieville Township, Precinct 2	-	-	-	-	-	-	-
Rutland Charter Township, Precinct 1	-	-	-	-	-	-	-
Rutland Charter Township, Precinct 2	-	-	-	-	-	-	-
Thornapple Township, Precinct 1	-	-	-	-	-	-	-
Thornapple Township, Precinct 2	-	-	-	-	-	-	-
Thornapple Township, Precinct 3	-	-	-	-	-	-	-
Woodland Township, Precinct 1	-	-	-	-	-	-	-
Yankee Springs Township, Precinct 1	-	-	-	-	-	-	-
Yankee Springs Township, Precinct 2	-	-	-	-	-	-	-
City of Hastings, Ward 1, Precinct 1	-	-	-	-	-	-	-
City of Hastings, Ward 2, Precinct 2	-	-	-	-	-	-	-
City of Hastings, Ward 3, Precinct 3	-	-	-	-	-	-	-
City of Hastings, Ward 4, Precinct 4	-	-	-	-	-	-	-
Total	0	523	352	351	99.72%	1	0.28%

Statement of Votes Cast
Barry County, MI
2016 General Primary
SOVC For Jurisdiction Wide, All Counters, All Races
Official Results

REP Castleton Twp Treasurer

	Reg. Voters	Times Counted	Total Votes	Joy E. Mulder (REP)		Write-In Votes	
Jurisdiction Wide							
Assyria Township, Precinct 1	-	-	-	-	-	-	-
Baltimore Township, Precinct 1	-	-	-	-	-	-	-
Barry Township, Precinct 1	-	-	-	-	-	-	-
Barry Township, Precinct 2	-	-	-	-	-	-	-
Carlton Township, Precinct 1	-	-	-	-	-	-	-
Castleton Township, Precinct 1	0	523	338	336	99.41%	2	0.59%
Hastings Charter Township, Precinct 1	-	-	-	-	-	-	-
Hope Township, Precinct 1	-	-	-	-	-	-	-
Irving Township, Precinct 1	-	-	-	-	-	-	-
Irving Township, Precinct 2	-	-	-	-	-	-	-
Johnstown Township, Precinct 1	-	-	-	-	-	-	-
Maple Grove Township, Precinct 1	-	-	-	-	-	-	-
Orangeville Township, Precinct 1	-	-	-	-	-	-	-
Prairieville Township, Precinct 1	-	-	-	-	-	-	-
Prairieville Township, Precinct 2	-	-	-	-	-	-	-
Rutland Charter Township, Precinct 1	-	-	-	-	-	-	-
Rutland Charter Township, Precinct 2	-	-	-	-	-	-	-
Thornapple Township, Precinct 1	-	-	-	-	-	-	-
Thornapple Township, Precinct 2	-	-	-	-	-	-	-
Thornapple Township, Precinct 3	-	-	-	-	-	-	-
Woodland Township, Precinct 1	-	-	-	-	-	-	-
Yankee Springs Township, Precinct 1	-	-	-	-	-	-	-
Yankee Springs Township, Precinct 2	-	-	-	-	-	-	-
City of Hastings, Ward 1, Precinct 1	-	-	-	-	-	-	-
City of Hastings, Ward 2, Precinct 2	-	-	-	-	-	-	-
City of Hastings, Ward 3, Precinct 3	-	-	-	-	-	-	-
City of Hastings, Ward 4, Precinct 4	-	-	-	-	-	-	-
Total	0	523	338	336	99.41%	2	0.59%

Statement of Votes Cast
Barry County, MI
2016 General Primary
SOVC For Jurisdiction Wide, All Counters, All Races
Official Results

	REP Castleton Twp Trustee								
	Reg. Voters	Times Counted	Total Votes	Michael Trahan (REP)		Earl M. Wilson (REP)		Write-In Votes	
Jurisdiction Wide									
Assyria Township, Precinct 1	-	-	-	-	-	-	-	-	-
Baltimore Township, Precinct 1	-	-	-	-	-	-	-	-	-
Barry Township, Precinct 1	-	-	-	-	-	-	-	-	-
Barry Township, Precinct 2	-	-	-	-	-	-	-	-	-
Carlton Township, Precinct 1	-	-	-	-	-	-	-	-	-
Castleton Township, Precinct 1	0	523	515	264	51.26%	246	47.77%	5	0.97%
Hastings Charter Township, Precinct 1	-	-	-	-	-	-	-	-	-
Hope Township, Precinct 1	-	-	-	-	-	-	-	-	-
Irving Township, Precinct 1	-	-	-	-	-	-	-	-	-
Irving Township, Precinct 2	-	-	-	-	-	-	-	-	-
Johnstown Township, Precinct 1	-	-	-	-	-	-	-	-	-
Maple Grove Township, Precinct 1	-	-	-	-	-	-	-	-	-
Orangeville Township, Precinct 1	-	-	-	-	-	-	-	-	-
Prairieville Township, Precinct 1	-	-	-	-	-	-	-	-	-
Prairieville Township, Precinct 2	-	-	-	-	-	-	-	-	-
Rutland Charter Township, Precinct 1	-	-	-	-	-	-	-	-	-
Rutland Charter Township, Precinct 2	-	-	-	-	-	-	-	-	-
Thornapple Township, Precinct 1	-	-	-	-	-	-	-	-	-
Thornapple Township, Precinct 2	-	-	-	-	-	-	-	-	-
Thornapple Township, Precinct 3	-	-	-	-	-	-	-	-	-
Woodland Township, Precinct 1	-	-	-	-	-	-	-	-	-
Yankee Springs Township, Precinct 1	-	-	-	-	-	-	-	-	-
Yankee Springs Township, Precinct 2	-	-	-	-	-	-	-	-	-
City of Hastings, Ward 1, Precinct 1	-	-	-	-	-	-	-	-	-
City of Hastings, Ward 2, Precinct 2	-	-	-	-	-	-	-	-	-
City of Hastings, Ward 3, Precinct 3	-	-	-	-	-	-	-	-	-
City of Hastings, Ward 4, Precinct 4	-	-	-	-	-	-	-	-	-
Total	0	523	515	264	51.26%	246	47.77%	5	0.97%

Statement of Votes Cast
Barry County, MI
2016 General Primary
SOVC For Jurisdiction Wide, All Counters, All Races
Official Results

	REP Hastings Twp Supervisor						
	Reg. Voters	Times Counted	Total Votes	Jim Brown (REP)		Write-In Votes	
Jurisdiction Wide							
Assyria Township, Precinct 1	-	-	-	-	-	-	-
Baltimore Township, Precinct 1	-	-	-	-	-	-	-
Barry Township, Precinct 1	-	-	-	-	-	-	-
Barry Township, Precinct 2	-	-	-	-	-	-	-
Carlton Township, Precinct 1	-	-	-	-	-	-	-
Castleton Township, Precinct 1	-	-	-	-	-	-	-
Hastings Charter Township, Precinct 1	0	792	492	489	99.39%	3	0.61%
Hope Township, Precinct 1	-	-	-	-	-	-	-
Irving Township, Precinct 1	-	-	-	-	-	-	-
Irving Township, Precinct 2	-	-	-	-	-	-	-
Johnstown Township, Precinct 1	-	-	-	-	-	-	-
Maple Grove Township, Precinct 1	-	-	-	-	-	-	-
Orangeville Township, Precinct 1	-	-	-	-	-	-	-
Prairieville Township, Precinct 1	-	-	-	-	-	-	-
Prairieville Township, Precinct 2	-	-	-	-	-	-	-
Rutland Charter Township, Precinct 1	-	-	-	-	-	-	-
Rutland Charter Township, Precinct 2	-	-	-	-	-	-	-
Thornapple Township, Precinct 1	-	-	-	-	-	-	-
Thornapple Township, Precinct 2	-	-	-	-	-	-	-
Thornapple Township, Precinct 3	-	-	-	-	-	-	-
Woodland Township, Precinct 1	-	-	-	-	-	-	-
Yankee Springs Township, Precinct 1	-	-	-	-	-	-	-
Yankee Springs Township, Precinct 2	-	-	-	-	-	-	-
City of Hastings, Ward 1, Precinct 1	-	-	-	-	-	-	-
City of Hastings, Ward 2, Precinct 2	-	-	-	-	-	-	-
City of Hastings, Ward 3, Precinct 3	-	-	-	-	-	-	-
City of Hastings, Ward 4, Precinct 4	-	-	-	-	-	-	-
Total	0	792	492	489	99.39%	3	0.61%

Statement of Votes Cast
Barry County, MI
2016 General Primary
SOVC For Jurisdiction Wide, All Counters, All Races
Official Results

	REP Hastings Twp Clerk							REP Hastings Twp Treasurer				
	Reg. Voters	Times Counted	Total Votes	Anita S. Mennell (REP)		Write-In Votes		Reg. Voters	Times Counted	Total Votes	Write-In Votes	
Jurisdiction Wide												
Assyria Township, Precinct 1	-	-	-	-	-	-	-	-	-	-	-	-
Baltimore Township, Precinct 1	-	-	-	-	-	-	-	-	-	-	-	-
Barry Township, Precinct 1	-	-	-	-	-	-	-	-	-	-	-	-
Barry Township, Precinct 2	-	-	-	-	-	-	-	-	-	-	-	-
Carlton Township, Precinct 1	-	-	-	-	-	-	-	-	-	-	-	-
Castleton Township, Precinct 1	-	-	-	-	-	-	-	-	-	-	-	-
Hastings Charter Township, Precinct 1	0	792	500	499	99.80%	1	0.20%	0	792	19	19	100.00%
Hope Towoship, Precinct 1	-	-	-	-	-	-	-	-	-	-	-	-
Irving Township, Precinct 1	-	-	-	-	-	-	-	-	-	-	-	-
Irving Township, Precinct 2	-	-	-	-	-	-	-	-	-	-	-	-
Johnstown Township, Precinct 1	-	-	-	-	-	-	-	-	-	-	-	-
Maple Grove Township, Precinct 1	-	-	-	-	-	-	-	-	-	-	-	-
Orangeville Township, Precinct 1	-	-	-	-	-	-	-	-	-	-	-	-
Prairieville Township, Precinct 1	-	-	-	-	-	-	-	-	-	-	-	-
Prairieville Township, Precinct 2	-	-	-	-	-	-	-	-	-	-	-	-
Rutland Charter Township, Precinct 1	-	-	-	-	-	-	-	-	-	-	-	-
Rutland Charter Township, Precinct 2	-	-	-	-	-	-	-	-	-	-	-	-
Thornapple Township, Precinct 1	-	-	-	-	-	-	-	-	-	-	-	-
Thornapple Township, Precinct 2	-	-	-	-	-	-	-	-	-	-	-	-
Thornapple Township, Precinct 3	-	-	-	-	-	-	-	-	-	-	-	-
Woodland Township, Precinct 1	-	-	-	-	-	-	-	-	-	-	-	-
Yankee Springs Township, Precinct 1	-	-	-	-	-	-	-	-	-	-	-	-
Yankee Springs Township, Precinct 2	-	-	-	-	-	-	-	-	-	-	-	-
City of Hastings, Ward 1, Precinct 1	-	-	-	-	-	-	-	-	-	-	-	-
City of Hastings, Ward 2, Precinct 2	-	-	-	-	-	-	-	-	-	-	-	-
City of Hastings, Ward 3, Precinct 3	-	-	-	-	-	-	-	-	-	-	-	-
City of Hastings, Ward 4, Precinct 4	-	-	-	-	-	-	-	-	-	-	-	-
Total	0	792	500	499	99.80%	1	0.20%	0	792	19	19	100.00%

Statement of Votes Cast
Barry County, MI
2016 General Primary
SOVC For Jurisdiction Wide, All Counters, All Races
Official Results

	REP Hastings Twp Trustee										
	Reg. Voters	Times Counted	Total Votes	Ron Mennell (REP)		James M. Partridge (REP)		William J. Wetzel (REP)		Write-In Votes	
Jurisdiction Wide											
Assyria Township, Precinct 1	-	-	-	-	-	-	-	-	-	-	-
Baltimore Township, Precinct 1	-	-	-	-	-	-	-	-	-	-	-
Barry Township, Precinct 1	-	-	-	-	-	-	-	-	-	-	-
Barry Township, Precinct 2	-	-	-	-	-	-	-	-	-	-	-
Carlton Township, Precinct 1	-	-	-	-	-	-	-	-	-	-	-
Castleton Township, Precinct 1	-	-	-	-	-	-	-	-	-	-	-
Hastings Charter Township, Precinct 1	0	792	1066	353	33.11%	329	30.86%	379	35.55%	5	0.47%
Hope Township, Precinct 1	-	-	-	-	-	-	-	-	-	-	-
Irving Township, Precinct 1	-	-	-	-	-	-	-	-	-	-	-
Irving Township, Precinct 2	-	-	-	-	-	-	-	-	-	-	-
Johnstown Township, Precinct 1	-	-	-	-	-	-	-	-	-	-	-
Maple Grove Township, Precinct 1	-	-	-	-	-	-	-	-	-	-	-
Orangeville Township, Precinct 1	-	-	-	-	-	-	-	-	-	-	-
Prairieville Township, Precinct 1	-	-	-	-	-	-	-	-	-	-	-
Prairieville Township, Precinct 2	-	-	-	-	-	-	-	-	-	-	-
Rutland Charter Township, Precinct 1	-	-	-	-	-	-	-	-	-	-	-
Rutland Charter Township, Precinct 2	-	-	-	-	-	-	-	-	-	-	-
Thornapple Township, Precinct 1	-	-	-	-	-	-	-	-	-	-	-
Thornapple Township, Precinct 2	-	-	-	-	-	-	-	-	-	-	-
Thornapple Township, Precinct 3	-	-	-	-	-	-	-	-	-	-	-
Woodland Township, Precinct 1	-	-	-	-	-	-	-	-	-	-	-
Yankee Springs Township, Precinct 1	-	-	-	-	-	-	-	-	-	-	-
Yankee Springs Township, Precinct 2	-	-	-	-	-	-	-	-	-	-	-
City of Hastings, Ward 1, Precinct 1	-	-	-	-	-	-	-	-	-	-	-
City of Hastings, Ward 2, Precinct 2	-	-	-	-	-	-	-	-	-	-	-
City of Hastings, Ward 3, Precinct 3	-	-	-	-	-	-	-	-	-	-	-
City of Hastings, Ward 4, Precinct 4	-	-	-	-	-	-	-	-	-	-	-
Total	0	792	1066	353	33.11%	329	30.86%	379	35.55%	5	0.47%

Statement of Votes Cast
Barry County, MI
2016 General Primary
SOVC For Jurisdiction Wide, All Counters, All Races
Official Results

	REP Hope Twp Supervisor								
	Reg. Voters	Times Counted	Total Votes	Mark Brandli (REP)		Mark S. Feldpausch (REP)		Write-In Votes	
Jurisdiction Wide									
Assyria Township, Precinct 1	-	-	-	-	-	-	-	-	-
Baltimore Township, Precinct 1	-	-	-	-	-	-	-	-	-
Barry Township, Precinct 1	-	-	-	-	-	-	-	-	-
Barry Township, Precinct 2	-	-	-	-	-	-	-	-	-
Carlton Township, Precinct 1	-	-	-	-	-	-	-	-	-
Castleton Township, Precinct 1	-	-	-	-	-	-	-	-	-
Hastings Charter Township, Precinct 1	-	-	-	-	-	-	-	-	-
Hope Township, Precinct 1	0	773	633	290	45.81%	340	53.71%	3	0.47%
Irving Township, Precinct 1	-	-	-	-	-	-	-	-	-
Irving Township, Precinct 2	-	-	-	-	-	-	-	-	-
Johnstown Township, Precinct 1	-	-	-	-	-	-	-	-	-
Maple Grove Township, Precinct 1	-	-	-	-	-	-	-	-	-
Orangeville Township, Precinct 1	-	-	-	-	-	-	-	-	-
Prairieville Township, Precinct 1	-	-	-	-	-	-	-	-	-
Prairieville Township, Precinct 2	-	-	-	-	-	-	-	-	-
Rutland Charter Township, Precinct 1	-	-	-	-	-	-	-	-	-
Rutland Charter Township, Precinct 2	-	-	-	-	-	-	-	-	-
Thornapple Township, Precinct 1	-	-	-	-	-	-	-	-	-
Thornapple Township, Precinct 2	-	-	-	-	-	-	-	-	-
Thornapple Township, Precinct 3	-	-	-	-	-	-	-	-	-
Woodland Township, Precinct 1	-	-	-	-	-	-	-	-	-
Yankee Springs Township, Precinct 1	-	-	-	-	-	-	-	-	-
Yankee Springs Township, Precinct 2	-	-	-	-	-	-	-	-	-
City of Hastings, Ward 1, Precinct 1	-	-	-	-	-	-	-	-	-
City of Hastings, Ward 2, Precinct 2	-	-	-	-	-	-	-	-	-
City of Hastings, Ward 3, Precinct 3	-	-	-	-	-	-	-	-	-
City of Hastings, Ward 4, Precinct 4	-	-	-	-	-	-	-	-	-
Total	0	773	633	290	45.81%	340	53.71%	3	0.47%

Statement of Votes Cast
Barry County, MI
2016 General Primary
SOVC For Jurisdiction Wide, All Counters, All Races
Official Results

	REP Hope Twp Clerk						
	Reg. Voters	Times Counted	Total Votes	Deborah Jackson (REP)		Write-In Votes	
Jurisdiction Wide							
Assyria Township, Precinct 1	-	-	-	-	-	-	-
Baltimore Township, Precinct 1	-	-	-	-	-	-	-
Barry Township, Precinct 1	-	-	-	-	-	-	-
Barry Township, Precinct 2	-	-	-	-	-	-	-
Carlton Township, Precinct 1	-	-	-	-	-	-	-
Castleton Township, Precinct 1	-	-	-	-	-	-	-
Hastings Charter Township, Precinct 1	-	-	-	-	-	-	-
Hope Township, Precinct 1	0	773	518	511	98.65%	7	1.35%
Irving Township, Precinct 1	-	-	-	-	-	-	-
Irving Township, Precinct 2	-	-	-	-	-	-	-
Johnstown Township, Precinct 1	-	-	-	-	-	-	-
Maple Grove Township, Precinct 1	-	-	-	-	-	-	-
Orangeville Township, Precinct 1	-	-	-	-	-	-	-
Prairieville Township, Precinct 1	-	-	-	-	-	-	-
Prairieville Township, Precinct 2	-	-	-	-	-	-	-
Rutland Charter Township, Precinct 1	-	-	-	-	-	-	-
Rutland Charter Township, Precinct 2	-	-	-	-	-	-	-
Thornapple Township, Precinct 1	-	-	-	-	-	-	-
Thornapple Township, Precinct 2	-	-	-	-	-	-	-
Thornapple Township, Precinct 3	-	-	-	-	-	-	-
Woodland Township, Precinct 1	-	-	-	-	-	-	-
Yankee Springs Township, Precinct 1	-	-	-	-	-	-	-
Yankee Springs Township, Precinct 2	-	-	-	-	-	-	-
City of Hastings, Ward 1, Precinct 1	-	-	-	-	-	-	-
City of Hastings, Ward 2, Precinct 2	-	-	-	-	-	-	-
City of Hastings, Ward 3, Precinct 3	-	-	-	-	-	-	-
City of Hastings, Ward 4, Precinct 4	-	-	-	-	-	-	-
Total	0	773	518	511	98.65%	7	1.35%

Statement of Votes Cast
Barry County, MI
2016 General Primary
SOVC For Jurisdiction Wide, All Counters, All Races
Official Results

	REP Hope Twp Treasurer						
	Reg. Voters	Times Counted	Total Votes	Arlene Tonkin (REP)		Write-In Votes	
Jurisdiction Wide							
Assyria Township, Precinct 1	-	-	-	-	-	-	-
Baltimore Township, Precinct 1	-	-	-	-	-	-	-
Barry Township, Precinct 1	-	-	-	-	-	-	-
Barry Township, Precinct 2	-	-	-	-	-	-	-
Carlton Township, Precinct 1	-	-	-	-	-	-	-
Castleton Township, Precinct 1	-	-	-	-	-	-	-
Hastings Charter Township, Precinct 1	-	-	-	-	-	-	-
Hope Township, Precinct 1	0	773	515	507	98.45%	8	1.55%
Irving Township, Precinct 1	-	-	-	-	-	-	-
Irving Township, Precinct 2	-	-	-	-	-	-	-
Johnstown Township, Precinct 1	-	-	-	-	-	-	-
Maple Grove Township, Precinct 1	-	-	-	-	-	-	-
Orangeville Township, Precinct 1	-	-	-	-	-	-	-
Prairieville Township, Precinct 1	-	-	-	-	-	-	-
Prairieville Township, Precinct 2	-	-	-	-	-	-	-
Rutland Charter Township, Precinct 1	-	-	-	-	-	-	-
Rutland Charter Township, Precinct 2	-	-	-	-	-	-	-
Thornapple Township, Precinct 1	-	-	-	-	-	-	-
Thornapple Township, Precinct 2	-	-	-	-	-	-	-
Thornapple Township, Precinct 3	-	-	-	-	-	-	-
Woodland Township, Precinct 1	-	-	-	-	-	-	-
Yankee Springs Township, Precinct 1	-	-	-	-	-	-	-
Yankee Springs Township, Precinct 2	-	-	-	-	-	-	-
City of Hastings, Ward 1, Precinct 1	-	-	-	-	-	-	-
City of Hastings, Ward 2, Precinct 2	-	-	-	-	-	-	-
City of Hastings, Ward 3, Precinct 3	-	-	-	-	-	-	-
City of Hastings, Ward 4, Precinct 4	-	-	-	-	-	-	-
Total	0	773	515	507	98.45%	8	1.55%

Statement of Votes Cast
Barry County, MI
2016 General Primary
SOVC For Jurisdiction Wide, All Counters, All Races
Official Results

				REP Hope Twp Trustee							
	Reg. Voters	Times Counted	Total Votes	Ken Chandler (REP)		Alice Hunt (REP)		David Messelink (REP)		Matthew T. Peake (REP)	
Jurisdiction Wide											
Assyria Township, Precinct 1	-	-	-	-	-	-	-	-	-	-	-
Baltimore Township, Precinct 1	-	-	-	-	-	-	-	-	-	-	-
Barry Township, Precinct 1	-	-	-	-	-	-	-	-	-	-	-
Barry Township, Precinct 2	-	-	-	-	-	-	-	-	-	-	-
Carlton Township, Precinct 1	-	-	-	-	-	-	-	-	-	-	-
Castleton Township, Precinct 1	-	-	-	-	-	-	-	-	-	-	-
Hastings Charter Township, Precinct 1	-	-	-	-	-	-	-	-	-	-	-
Hope Township, Precinct 1	0	773	1001	193	19.28%	257	25.67%	282	28.17%	268	26.77%
Irving Township, Precinct 1	-	-	-	-	-	-	-	-	-	-	-
Irving Township, Precinct 2	-	-	-	-	-	-	-	-	-	-	-
Johnstown Township, Precinct 1	-	-	-	-	-	-	-	-	-	-	-
Maple Grove Township, Precinct 1	-	-	-	-	-	-	-	-	-	-	-
Orangeville Township, Precinct 1	-	-	-	-	-	-	-	-	-	-	-
Prairieville Township, Precinct 1	-	-	-	-	-	-	-	-	-	-	-
Prairieville Township, Precinct 2	-	-	-	-	-	-	-	-	-	-	-
Rutland Charter Township, Precinct 1	-	-	-	-	-	-	-	-	-	-	-
Rutland Charter Township, Precinct 2	-	-	-	-	-	-	-	-	-	-	-
Thornapple Township, Precinct 1	-	-	-	-	-	-	-	-	-	-	-
Thornapple Township, Precinct 2	-	-	-	-	-	-	-	-	-	-	-
Thornapple Township, Precinct 3	-	-	-	-	-	-	-	-	-	-	-
Woodland Township, Precinct 1	-	-	-	-	-	-	-	-	-	-	-
Yankee Springs Township, Precinct 1	-	-	-	-	-	-	-	-	-	-	-
Yankee Springs Township, Precinct 2	-	-	-	-	-	-	-	-	-	-	-
City of Hastings, Ward 1, Precinct 1	-	-	-	-	-	-	-	-	-	-	-
City of Hastings, Ward 2, Precinct 2	-	-	-	-	-	-	-	-	-	-	-
City of Hastings, Ward 3, Precinct 3	-	-	-	-	-	-	-	-	-	-	-
City of Hastings, Ward 4, Precinct 4	-	-	-	-	-	-	-	-	-	-	-
Total	0	773	1001	193	19.28%	257	25.67%	282	28.17%	268	26.77%

Statement of Votes Cast
Barry County, MI
2016 General Primary
SOVC For Jurisdiction Wide, All Counters, All Races
Official Results

	REP Hope Twp Trustee		REP Irving Twp Supervisor						
	Write-In Votes		Reg. Voters	Times Counted	Total Votes	Jamie R. Knight (REP)		Write-In Votes	
Jurisdiction Wide									
Assyria Township, Precinct 1	-		-	-	-	-	-	-	
Baltimore Township, Precinct 1	-		-	-	-	-	-	-	
Barry Township, Precinct 1	-		-	-	-	-	-	-	
Barry Township, Precinct 2	-		-	-	-	-	-	-	
Carlton Township, Precinct 1	-		-	-	-	-	-	-	
Castleton Township, Precinct 1	-		-	-	-	-	-	-	
Hastings Charter Township, Precinct 1	-		-	-	-	-	-	-	
Hope Township, Precinct 1	1	0.10%	-	-	-	-	-	-	
Irving Township, Precinct 1	-		0	209	161	161	100.00%	0	0.00%
Irving Township, Precinct 2	-		0	559	384	381	99.22%	3	0.78%
Johnstown Township, Precinct 1	-		-	-	-	-	-	-	
Maple Grove Township, Precinct 1	-		-	-	-	-	-	-	
Orangeville Township, Precinct 1	-		-	-	-	-	-	-	
Prairieville Township, Precinct 1	-		-	-	-	-	-	-	
Prairieville Township, Precinct 2	-		-	-	-	-	-	-	
Rutland Charter Township, Precinct 1	-		-	-	-	-	-	-	
Rutland Charter Township, Precinct 2	-		-	-	-	-	-	-	
Thornapple Township, Precinct 1	-		-	-	-	-	-	-	
Thornapple Township, Precinct 2	-		-	-	-	-	-	-	
Thornapple Township, Precinct 3	-		-	-	-	-	-	-	
Woodland Township, Precinct 1	-		-	-	-	-	-	-	
Yankee Springs Township, Precinct 1	-		-	-	-	-	-	-	
Yankee Springs Township, Precinct 2	-		-	-	-	-	-	-	
City of Hastings, Ward 1, Precinct 1	-		-	-	-	-	-	-	
City of Hastings, Ward 2, Precinct 2	-		-	-	-	-	-	-	
City of Hastiogs, Ward 3, Precinct 3	-		-	-	-	-	-	-	
City of Hastings, Ward 4, Precinct 4	-		-	-	-	-	-	-	
Total	1	0.10%	0	768	545	542	99.45%	3	0.55%

Statement of Votes Cast
Barry County, MI
2016 General Primary
SOVC For Jurisdiction Wide, All Counters, All Races
Official Results

REP Irving Twp Clerk

	Reg. Voters	Times Counted	Total Votes	Shelly Lake (REP)		Sharon L. Olson (REP)		Write-In Votes	
Jurisdiction Wide									
Assyria Township, Precinct 1	-	-	-	-	-	-	-	-	-
Baltimore Township, Precinct 1	-	-	-	-	-	-	-	-	-
Barry Township, Precinct 1	-	-	-	-	-	-	-	-	-
Barry Township, Precinct 2	-	-	-	-	-	-	-	-	-
Carlton Township, Precinct 1	-	-	-	-	-	-	-	-	-
Castleton Township, Precinct 1	-	-	-	-	-	-	-	-	-
Hastings Charter Township, Precinct 1	-	-	-	-	-	-	-	-	-
Hope Township, Precinct 1	-	-	-	-	-	-	-	-	-
Irving Township, Precinct 1	0	209	149	80	53.69%	69	46.31%	0	0.00%
Irving Township, Precinct 2	0	559	387	143	36.95%	242	62.53%	2	0.52%
Johnstown Township, Precinct 1	-	-	-	-	-	-	-	-	-
Maple Grove Township, Precinct 1	-	-	-	-	-	-	-	-	-
Orangeville Township, Precinct 1	-	-	-	-	-	-	-	-	-
Prairieville Township, Precinct 1	-	-	-	-	-	-	-	-	-
Prairieville Township, Precinct 2	-	-	-	-	-	-	-	-	-
Rutland Charter Township, Precinct 1	-	-	-	-	-	-	-	-	-
Rutland Charter Township, Precinct 2	-	-	-	-	-	-	-	-	-
Thornapple Township, Precinct 1	-	-	-	-	-	-	-	-	-
Thornapple Township, Precinct 2	-	-	-	-	-	-	-	-	-
Thornapple Township, Precinct 3	-	-	-	-	-	-	-	-	-
Woodland Township, Precinct 1	-	-	-	-	-	-	-	-	-
Yankee Springs Township, Precinct 1	-	-	-	-	-	-	-	-	-
Yankee Springs Township, Precinct 2	-	-	-	-	-	-	-	-	-
City of Hastings, Ward 1, Precinct 1	-	-	-	-	-	-	-	-	-
City of Hastings, Ward 2, Precinct 2	-	-	-	-	-	-	-	-	-
City of Hastings, Ward 3, Precinct 3	-	-	-	-	-	-	-	-	-
City of Hastings, Ward 4, Precinct 4	-	-	-	-	-	-	-	-	-
Total	0	768	536	223	41.60%	311	58.02%	2	0.37%

Statement of Votes Cast
Barry County, MI
2016 General Primary
SOVC For Jurisdiction Wide, All Counters, All Races
Official Results

	REP Irving Twp Treasurer						
	Reg. Voters	Times Counted	Total Votes	Lynnette Ann Wingeie (REP)		Write-In Votes	
Jurisdiction Wide							
Assyria Township, Precinct 1	-	-	-	-	-	-	-
Baltimore Township, Precinct 1	-	-	-	-	-	-	-
Barry Township, Precinct 1	-	-	-	-	-	-	-
Barry Township, Precinct 2	-	-	-	-	-	-	-
Carlton Township, Precinct 1	-	-	-	-	-	-	-
Castleton Township, Precinct 1	-	-	-	-	-	-	-
Hastings Charter Township, Precinct 1	-	-	-	-	-	-	-
Hope Township, Precinct 1	-	-	-	-	-	-	-
Irving Township, Precinct 1	0	209	168	168	100.00%	0	0.00%
Irving Township, Precinct 2	0	559	412	411	99.76%	1	0.24%
Johnstown Township, Precinct 1	-	-	-	-	-	-	-
Maple Grove Township, Precinct 1	-	-	-	-	-	-	-
Orangeville Township, Precinct 1	-	-	-	-	-	-	-
Prairieville Township, Precinct 1	-	-	-	-	-	-	-
Prairieville Township, Precinct 2	-	-	-	-	-	-	-
Rutland Charter Township, Precinct 1	-	-	-	-	-	-	-
Rutland Charter Township, Precinct 2	-	-	-	-	-	-	-
Thornapple Township, Precinct 1	-	-	-	-	-	-	-
Thornapple Township, Precinct 2	-	-	-	-	-	-	-
Thornapple Township, Precinct 3	-	-	-	-	-	-	-
Woodland Township, Precinct 1	-	-	-	-	-	-	-
Yankee Springs Township, Precinct 1	-	-	-	-	-	-	-
Yankee Springs Township, Precinct 2	-	-	-	-	-	-	-
City of Hastings, Ward 1, Precinct 1	-	-	-	-	-	-	-
City of Hastings, Ward 2, Precinct 2	-	-	-	-	-	-	-
City of Hastings, Ward 3, Precinct 3	-	-	-	-	-	-	-
City of Hastings, Ward 4, Precinct 4	-	-	-	-	-	-	-
Total	0	768	580	579	99.83%	1	0.17%

Statement of Votes Cast
Barry County, MI
2016 General Primary
SOVC For Jurisdiction Wide, All Counters, All Races
Official Results

	REP Irving Twp Trustee										
	Reg. Voters	Times Counted	Total Votes	Dean Bass (REP)		Larry J. Brummel Jr. (REP)		Micheal J. Buehler (REP)		Mike Wright (REP)	
Jurisdiction Wide											
Assyria Township, Precinct 1	-	-	-	-	-	-	-	-	-	-	-
Baltimore Township, Precinct 1	-	-	-	-	-	-	-	-	-	-	-
Barry Township, Precinct 1	-	-	-	-	-	-	-	-	-	-	-
Barry Township, Precinct 2	-	-	-	-	-	-	-	-	-	-	-
Carlton Township, Precinct 1	-	-	-	-	-	-	-	-	-	-	-
Castleton Township, Precinct 1	-	-	-	-	-	-	-	-	-	-	-
Hastings Charter Township, Precinct 1	-	-	-	-	-	-	-	-	-	-	-
Hope Township, Precinct 1	-	-	-	-	-	-	-	-	-	-	-
Irving Township, Precinct 1	0	209	283	56	19.79%	53	18.73%	119	42.05%	55	19.43%
Irving Township, Precinct 2	0	559	732	164	22.40%	149	20.36%	258	35.25%	160	21.86%
Johnstown Township, Precinct 1	-	-	-	-	-	-	-	-	-	-	-
Maple Grove Township, Precinct 1	-	-	-	-	-	-	-	-	-	-	-
Orangeville Township, Precinct 1	-	-	-	-	-	-	-	-	-	-	-
Prairieville Township, Precinct 1	-	-	-	-	-	-	-	-	-	-	-
Prairieville Township, Precinct 2	-	-	-	-	-	-	-	-	-	-	-
Rutland Charter Township, Precinct 1	-	-	-	-	-	-	-	-	-	-	-
Rutland Charter Township, Precinct 2	-	-	-	-	-	-	-	-	-	-	-
Thornapple Township, Precinct 1	-	-	-	-	-	-	-	-	-	-	-
Thornapple Township, Precinct 2	-	-	-	-	-	-	-	-	-	-	-
Thornapple Township, Precinct 3	-	-	-	-	-	-	-	-	-	-	-
Woodland Township, Precinct 1	-	-	-	-	-	-	-	-	-	-	-
Yankee Springs Township, Precinct 1	-	-	-	-	-	-	-	-	-	-	-
Yankee Springs Township, Precinct 2	-	-	-	-	-	-	-	-	-	-	-
City of Hastings, Ward 1, Precinct 1	-	-	-	-	-	-	-	-	-	-	-
City of Hastings, Ward 2, Precinct 2	-	-	-	-	-	-	-	-	-	-	-
City of Hastings, Ward 3, Precinct 3	-	-	-	-	-	-	-	-	-	-	-
City of Hastings, Ward 4, Precinct 4	-	-	-	-	-	-	-	-	-	-	-
Total	0	768	1015	220	21.67%	202	19.90%	377	37.14%	215	21.18%

Statement of Votes Cast
Barry County, MI
2016 General Primary
SOVC For Jurisdiction Wide, All Counters, All Races
Official Results

	REP Irving Twp Trustee		REP Johnstown Twp Supervisor						
	Write-In Votes		Reg. Voters	Times Counted	Total Votes	Barbara Earl (REP)		Write-In Votes	
Jurisdiction Wide									
Assyria Township, Precinct 1	-	-	-	-	-	-	-	-	-
Baltimore Township, Precinct 1	-	-	-	-	-	-	-	-	-
Barry Township, Precinct 1	-	-	-	-	-	-	-	-	-
Barry Township, Precinct 2	-	-	-	-	-	-	-	-	-
Carlton Township, Precinct 1	-	-	-	-	-	-	-	-	-
Castleton Township, Precinct 1	-	-	-	-	-	-	-	-	-
Hastings Charter Township, Precinct 1	-	-	-	-	-	-	-	-	-
Hope Township, Precinct 1	-	-	-	-	-	-	-	-	-
Irving Township, Precinct 1	0	0.00%	-	-	-	-	-	-	-
Irving Township, Precinct 2	1	0.14%	-	-	-	-	-	-	-
Johnstown Township, Precinct 1	-	-	0	559	375	369	98.40%	6	1.60%
Maple Grove Township, Precinct 1	-	-	-	-	-	-	-	-	-
Orangeville Township, Precinct 1	-	-	-	-	-	-	-	-	-
Prairieville Township, Precinct 1	-	-	-	-	-	-	-	-	-
Prairieville Township, Precinct 2	-	-	-	-	-	-	-	-	-
Rutland Charter Township, Precinct 1	-	-	-	-	-	-	-	-	-
Rutland Charter Township, Precinct 2	-	-	-	-	-	-	-	-	-
Thornapple Township, Precinct 1	-	-	-	-	-	-	-	-	-
Thornapple Township, Precinct 2	-	-	-	-	-	-	-	-	-
Thornapple Township, Precinct 3	-	-	-	-	-	-	-	-	-
Woodland Township, Precinct 1	-	-	-	-	-	-	-	-	-
Yankee Springs Township, Precinct 1	-	-	-	-	-	-	-	-	-
Yankee Springs Township, Precinct 2	-	-	-	-	-	-	-	-	-
City of Hastings, Ward 1, Precinct 1	-	-	-	-	-	-	-	-	-
City of Hastings, Ward 2, Precinct 2	-	-	-	-	-	-	-	-	-
City of Hastings, Ward 3, Precinct 3	-	-	-	-	-	-	-	-	-
City of Hastings, Ward 4, Precinct 4	-	-	-	-	-	-	-	-	-
Total	1	0.10%	0	559	375	369	98.40%	6	1.60%

Statement of Votes Cast
Barry County, MI
2016 General Primary
SOVC For Jurisdiction Wide, All Counters, All Races
Official Results

	REP Johnstown Twp Clerk						
	Reg. Voters	Times Counted	Total Votes	Sheri M. Babcock (REP)		Write-In Votes	
Jurisdiction Wide							
Assyria Township, Precinct 1	-	-	-	-	-	-	-
Baltimore Township, Precinct 1	-	-	-	-	-	-	-
Barry Township, Precinct 1	-	-	-	-	-	-	-
Barry Township, Precinct 2	-	-	-	-	-	-	-
Carlton Township, Precinct 1	-	-	-	-	-	-	-
Castleton Township, Precinct 1	-	-	-	-	-	-	-
Hastings Charter Township, Precinct 1	-	-	-	-	-	-	-
Hope Township, Precinct 1	-	-	-	-	-	-	-
Irving Township, Precinct 1	-	-	-	-	-	-	-
Irving Township, Precinct 2	-	-	-	-	-	-	-
Johnstown Township, Precinct 1	0	559	371	368	99.19%	3	0.81%
Maple Grove Township, Precinct 1	-	-	-	-	-	-	-
Orangeville Township, Precinct 1	-	-	-	-	-	-	-
Prairieville Township, Precinct 1	-	-	-	-	-	-	-
Prairieville Township, Precinct 2	-	-	-	-	-	-	-
Rutland Charter Township, Precinct 1	-	-	-	-	-	-	-
Rutland Charter Township, Precinct 2	-	-	-	-	-	-	-
Thornapple Township, Precinct 1	-	-	-	-	-	-	-
Thornapple Township, Precinct 2	-	-	-	-	-	-	-
Thornapple Township, Precinct 3	-	-	-	-	-	-	-
Woodland Township, Precinct 1	-	-	-	-	-	-	-
Yankee Springs Township, Precinct 1	-	-	-	-	-	-	-
Yankee Springs Township, Precinct 2	-	-	-	-	-	-	-
City of Hastings, Ward 1, Precinct 1	-	-	-	-	-	-	-
City of Hastings, Ward 2, Precinct 2	-	-	-	-	-	-	-
City of Hastings, Ward 3, Precinct 3	-	-	-	-	-	-	-
City of Hastings, Ward 4, Precinct 4	-	-	-	-	-	-	-
Total	0	559	371	368	99.19%	3	0.81%

Statement of Votes Cast
Barry County, MI
2016 General Primary
SOVC For Jurisdiction Wide, All Counters, All Races
Official Results

	REP Johnstown Twp Treasurer						
	Reg. Voters	Times Counted	Total Votes	Karmen K. Nickerson (REP)		Write-In Votes	
Jurisdiction Wide							
Assyria Township, Precinct 1	-	-	-	-	-	-	-
Baltimore Township, Precinct 1	-	-	-	-	-	-	-
Barry Township, Precinct 1	-	-	-	-	-	-	-
Barry Township, Precinct 2	-	-	-	-	-	-	-
Carlton Township, Precinct 1	-	-	-	-	-	-	-
Castleton Township, Precinct 1	-	-	-	-	-	-	-
Hastings Charter Township, Precinct 1	-	-	-	-	-	-	-
Hope Township, Precinct 1	-	-	-	-	-	-	-
Irving Township, Precinct 1	-	-	-	-	-	-	-
Irving Township, Precinct 2	-	-	-	-	-	-	-
Johnstown Township, Precinct 1	0	559	383	379	98.96%	4	1.04%
Maple Grove Township, Precinct 1	-	-	-	-	-	-	-
Orangeville Township, Precinct 1	-	-	-	-	-	-	-
Prairieville Township, Precinct 1	-	-	-	-	-	-	-
Prairieville Township, Precinct 2	-	-	-	-	-	-	-
Rutland Charter Township, Precinct 1	-	-	-	-	-	-	-
Rutland Charter Township, Precinct 2	-	-	-	-	-	-	-
Thornapple Township, Precinct 1	-	-	-	-	-	-	-
Thornapple Township, Precinct 2	-	-	-	-	-	-	-
Thornapple Township, Precinct 3	-	-	-	-	-	-	-
Woodland Township, Precinct 1	-	-	-	-	-	-	-
Yankee Springs Township, Precinct 1	-	-	-	-	-	-	-
Yankee Springs Township, Precinct 2	-	-	-	-	-	-	-
City of Hastings, Ward 1, Precinct 1	-	-	-	-	-	-	-
City of Hastings, Ward 2, Precinct 2	-	-	-	-	-	-	-
City of Hastings, Ward 3, Precinct 3	-	-	-	-	-	-	-
City of Hastings, Ward 4, Precinct 4	-	-	-	-	-	-	-
Total	0	559	383	379	98.96%	4	1.04%

Statement of Votes Cast
Barry County, MI
2016 General Primary
SOVC For Jurisdiction Wide, All Counters, All Races
Official Results

	REP Johnstown Twp Trustee										
	Reg. Voters	Times Counted	Total Votes	Robert O. Dirmeyer (REP)		Deana Powell (REP)		Roy Thunder (REP)		Jeffrey Warren (REP)	
Jurisdiction Wide											
Assyria Township, Precinct 1	-	-	-	-	-	-	-	-	-	-	-
Baltimore Township, Precinct 1	-	-	-	-	-	-	-	-	-	-	-
Barry Township, Precinct 1	-	-	-	-	-	-	-	-	-	-	-
Barry Township, Precinct 2	-	-	-	-	-	-	-	-	-	-	-
Carlton Township, Precinct 1	-	-	-	-	-	-	-	-	-	-	-
Castleton Township, Precinct 1	-	-	-	-	-	-	-	-	-	-	-
Hastings Charter Township, Precinct 1	-	-	-	-	-	-	-	-	-	-	-
Hope Township, Precinct 1	-	-	-	-	-	-	-	-	-	-	-
Irving Township, Precinct 1	-	-	-	-	-	-	-	-	-	-	-
Irving Township, Precinct 2	-	-	-	-	-	-	-	-	-	-	-
Johnstown Township, Precinct 1	0	559	686	143	20.85%	181	26.38%	130	18.95%	231	33.67%
Maple Grove Township, Precinct 1	-	-	-	-	-	-	-	-	-	-	-
Orangeville Township, Precinct 1	-	-	-	-	-	-	-	-	-	-	-
Prairieville Township, Precinct 1	-	-	-	-	-	-	-	-	-	-	-
Prairieville Township, Precinct 2	-	-	-	-	-	-	-	-	-	-	-
Rutland Charter Township, Precinct 1	-	-	-	-	-	-	-	-	-	-	-
Rutland Charter Township, Precinct 2	-	-	-	-	-	-	-	-	-	-	-
Thornapple Township, Precinct 1	-	-	-	-	-	-	-	-	-	-	-
Thornapple Township, Precinct 2	-	-	-	-	-	-	-	-	-	-	-
Thornapple Township, Precinct 3	-	-	-	-	-	-	-	-	-	-	-
Woodland Township, Precinct 1	-	-	-	-	-	-	-	-	-	-	-
Yankee Springs Township, Precinct 1	-	-	-	-	-	-	-	-	-	-	-
Yankee Springs Township, Precinct 2	-	-	-	-	-	-	-	-	-	-	-
City of Hastings, Ward 1, Precinct 1	-	-	-	-	-	-	-	-	-	-	-
City of Hastings, Ward 2, Precinct 2	-	-	-	-	-	-	-	-	-	-	-
City of Hastings, Ward 3, Precinct 3	-	-	-	-	-	-	-	-	-	-	-
City of Hastings, Ward 4, Precinct 4	-	-	-	-	-	-	-	-	-	-	-
Total	0	559	686	143	20.85%	181	26.38%	130	18.95%	231	33.67%

Statement of Votes Cast
Barry County, MI
2016 General Primary
SOVC For Jurisdiction Wide, All Counters, All Races
Official Results

	REP Johnstown Twp Trustee		REP Map Grv Twp Supervisor						
	Write-In Votes		Reg. Voters	Times Counted	Total Votes	Jeff Butler (REP)		Write-In Votes	
Jurisdiction Wide									
Assyria Township, Precinct 1	-		-	-	-	-	-	-	
Baltimore Township, Precinct 1	-		-	-	-	-	-	-	
Barry Township, Precinct 1	-		-	-	-	-	-	-	
Barry Township, Precinct 2	-		-	-	-	-	-	-	
Carlton Township, Precinct 1	-		-	-	-	-	-	-	
Castleton Township, Precinct 1	-		-	-	-	-	-	-	
Hastings Charter Township, Precinct 1	-		-	-	-	-	-	-	
Hope Township, Precinct 1	-		-	-	-	-	-	-	
Irving Township, Precinct 1	-		-	-	-	-	-	-	
Irving Township, Precinct 2	-		-	-	-	-	-	-	
Johnstown Township, Precinct 1	1	0.15%	-	-	-	-	-	-	
Maple Grove Township, Precinct 1	-		0	277	213	211	99.06%	2	0.94%
Orangeville Township, Precinct 1	-		-	-	-	-	-	-	
Prairieville Township, Precinct 1	-		-	-	-	-	-	-	
Prairieville Township, Precinct 2	-		-	-	-	-	-	-	
Rutland Charter Township, Precinct 1	-		-	-	-	-	-	-	
Rutland Charter Township, Precinct 2	-		-	-	-	-	-	-	
Thornapple Township, Precinct 1	-		-	-	-	-	-	-	
Thornapple Township, Precinct 2	-		-	-	-	-	-	-	
Thornapple Township, Precinct 3	-		-	-	-	-	-	-	
Woodland Township, Precinct 1	-		-	-	-	-	-	-	
Yankee Springs Township, Precinct 1	-		-	-	-	-	-	-	
Yankee Springs Township, Precinct 2	-		-	-	-	-	-	-	
City of Hastings, Ward 1, Precinct 1	-		-	-	-	-	-	-	
City of Hastings, Ward 2, Precinct 2	-		-	-	-	-	-	-	
City of Hastings, Ward 3, Precinct 3	-		-	-	-	-	-	-	
City of Hastings, Ward 4, Precinct 4	-		-	-	-	-	-	-	
Total	1	0.15%	0	277	213	211	99.06%	2	0.94%

Statement of Votes Cast
Barry County, MI
2016 General Primary
SOVC For Jurisdiction Wide, All Counters, All Races
Official Results

	REP Map Grv Twp Clerk						
	Reg. Voters	Times Counted	Total Votes	Susie Butler (REP)		Write-In Votes	
Jurisdiction Wide							
Assyria Township, Precinct 1	-	-	-	-	-	-	-
Baltimore Township, Precinct 1	-	-	-	-	-	-	-
Barry Township, Precinct 1	-	-	-	-	-	-	-
Barry Township, Precinct 2	-	-	-	-	-	-	-
Carlton Township, Precinct 1	-	-	-	-	-	-	-
Castleton Township, Precinct 1	-	-	-	-	-	-	-
Hastings Charter Township, Precinct 1	-	-	-	-	-	-	-
Hope Township, Precinct 1	-	-	-	-	-	-	-
Irving Township, Precinct 1	-	-	-	-	-	-	-
Irving Township, Precinct 2	-	-	-	-	-	-	-
Johnstown Township, Precinct 1	-	-	-	-	-	-	-
Maple Grove Township, Precinct 1	0	277	218	217	99.54%	1	0.46%
Orangeville Township, Precinct 1	-	-	-	-	-	-	-
Prairieville Township, Precinct 1	-	-	-	-	-	-	-
Prairieville Township, Precinct 2	-	-	-	-	-	-	-
Rutland Charter Township, Precinct 1	-	-	-	-	-	-	-
Rutland Charter Township, Precinct 2	-	-	-	-	-	-	-
Thornapple Township, Precinct 1	-	-	-	-	-	-	-
Thornapple Township, Precinct 2	-	-	-	-	-	-	-
Thornapple Township, Precinct 3	-	-	-	-	-	-	-
Woodland Township, Precinct 1	-	-	-	-	-	-	-
Yankee Springs Township, Precinct 1	-	-	-	-	-	-	-
Yankee Springs Township, Precinct 2	-	-	-	-	-	-	-
City of Hastings, Ward 1, Precinct 1	-	-	-	-	-	-	-
City of Hastings, Ward 2, Precinct 2	-	-	-	-	-	-	-
City of Hastings, Ward 3, Precinct 3	-	-	-	-	-	-	-
City of Hastings, Ward 4, Precinct 4	-	-	-	-	-	-	-
Total	0	277	218	217	99.54%	1	0.46%

Statement of Votes Cast
Barry County, MI
2016 General Primary
SOVC For Jurisdiction Wide, All Counters, All Races
Official Results

REP Map Grv Twp Treasurer

	Reg. Voters	Times Counted	Total Votes	Ginger Cole (REP)		Write-In Votes	
Jurisdiction Wide							
Assyria Township, Precinct 1	-	-	-	-	-	-	-
Baltimore Township, Precinct 1	-	-	-	-	-	-	-
Barry Township, Precinct 1	-	-	-	-	-	-	-
Barry Township, Precinct 2	-	-	-	-	-	-	-
Carlton Township, Precinct 1	-	-	-	-	-	-	-
Castleton Township, Precinct 1	-	-	-	-	-	-	-
Hastings Charter Township, Precinct 1	-	-	-	-	-	-	-
Hope Township, Precinct 1	-	-	-	-	-	-	-
Irving Township, Precinct 1	-	-	-	-	-	-	-
Irving Township, Precinct 2	-	-	-	-	-	-	-
Johnstown Township, Precinct 1	-	-	-	-	-	-	-
Maple Grove Township, Precinct 1	0	277	213	213	100.00%	0	0.00%
Orangeville Township, Precinct 1	-	-	-	-	-	-	-
Prairieville Township, Precinct 1	-	-	-	-	-	-	-
Prairieville Township, Precinct 2	-	-	-	-	-	-	-
Rutland Charter Township, Precinct 1	-	-	-	-	-	-	-
Rutland Charter Township, Precinct 2	-	-	-	-	-	-	-
Thornapple Township, Precinct 1	-	-	-	-	-	-	-
Thornapple Township, Precinct 2	-	-	-	-	-	-	-
Thornapple Township, Precinct 3	-	-	-	-	-	-	-
Woodland Township, Precinct 1	-	-	-	-	-	-	-
Yankee Springs Township, Precinct 1	-	-	-	-	-	-	-
Yankee Springs Township, Precinct 2	-	-	-	-	-	-	-
City of Hastings, Ward 1, Precinct 1	-	-	-	-	-	-	-
City of Hastings, Ward 2, Precinct 2	-	-	-	-	-	-	-
City of Hastings, Ward 3, Precinct 3	-	-	-	-	-	-	-
City of Hastings, Ward 4, Precinct 4	-	-	-	-	-	-	-
Total	0	277	213	213	100.00%	0	0.00%

Statement of Votes Cast
Barry County, MI
2016 General Primary
SOVC For Jurisdiction Wide, All Counters, All Races
Official Results

REP Map Grv Twp Trustee

	Reg. Voters	Times Counted	Total Votes	Steve Gauss (REP)		Larry J. Hook (REP)		Doug Westendorp (REP)		Write-In Votes	
Jurisdiction Wide											
Assyria Township, Precinct 1	-	-	-	-	-	-	-	-	-	-	-
Baltimore Township, Precinct 1	-	-	-	-	-	-	-	-	-	-	-
Barry Township, Precinct 1	-	-	-	-	-	-	-	-	-	-	-
Barry Township, Precinct 2	-	-	-	-	-	-	-	-	-	-	-
Carlton Township, Precinct 1	-	-	-	-	-	-	-	-	-	-	-
Castleton Township, Precinct 1	-	-	-	-	-	-	-	-	-	-	-
Hastings Charter Township, Precinct 1	-	-	-	-	-	-	-	-	-	-	-
Hope Township, Precinct 1	-	-	-	-	-	-	-	-	-	-	-
Irving Township, Precinct 1	-	-	-	-	-	-	-	-	-	-	-
Irving Township, Precinct 2	-	-	-	-	-	-	-	-	-	-	-
Johnstown Township, Precinct 1	-	-	-	-	-	-	-	-	-	-	-
Maple Grove Township, Precinct 1	0	277	355	79	22.25%	87	24.51%	189	53.24%	0	0.00%
Orangeville Township, Precinct 1	-	-	-	-	-	-	-	-	-	-	-
Prairieville Township, Precinct 1	-	-	-	-	-	-	-	-	-	-	-
Prairieville Township, Precinct 2	-	-	-	-	-	-	-	-	-	-	-
Rutland Charter Township, Precinct 1	-	-	-	-	-	-	-	-	-	-	-
Rutland Charter Township, Precinct 2	-	-	-	-	-	-	-	-	-	-	-
Thornapple Township, Precinct 1	-	-	-	-	-	-	-	-	-	-	-
Thornapple Township, Precinct 2	-	-	-	-	-	-	-	-	-	-	-
Thornapple Township, Precinct 3	-	-	-	-	-	-	-	-	-	-	-
Woodland Township, Precinct 1	-	-	-	-	-	-	-	-	-	-	-
Yankee Springs Township, Precinct 1	-	-	-	-	-	-	-	-	-	-	-
Yankee Springs Township, Precinct 2	-	-	-	-	-	-	-	-	-	-	-
City of Hastings, Ward 1, Precinct 1	-	-	-	-	-	-	-	-	-	-	-
City of Hastings, Ward 2, Precinct 2	-	-	-	-	-	-	-	-	-	-	-
City of Hastings, Ward 3, Precinct 3	-	-	-	-	-	-	-	-	-	-	-
City of Hastings, Ward 4, Precinct 4	-	-	-	-	-	-	-	-	-	-	-
Total	0	277	355	79	22.25%	87	24.51%	189	53.24%	0	0.00%

Statement of Votes Cast
Barry County, MI
2016 General Primary
SOVC For Jurisdiction Wide, All Counters, All Races
Official Results

	REP Orange Twp Supervisor						
	Reg. Voters	Times Counted	Total Votes	Thomas J. Rook (REP)		Write-In Votes	
Jurisdiction Wide							
Assyria Township, Precinct 1	-	-	-	-	-	-	-
Baltimore Township, Precinct 1	-	-	-	-	-	-	-
Barry Township, Precinct 1	-	-	-	-	-	-	-
Barry Township, Precinct 2	-	-	-	-	-	-	-
Carlton Township, Precinct 1	-	-	-	-	-	-	-
Castleton Township, Precinct 1	-	-	-	-	-	-	-
Hastings Charter Township, Precinct 1	-	-	-	-	-	-	-
Hope Township, Precinct 1	-	-	-	-	-	-	-
Irving Township, Precinct 1	-	-	-	-	-	-	-
Irving Township, Precinct 2	-	-	-	-	-	-	-
Johnstown Township, Precinct 1	-	-	-	-	-	-	-
Maple Grove Township, Precinct 1	-	-	-	-	-	-	-
Orangeville Township, Precinct 1	0	648	424	417	98.35%	7	1.65%
Prairieville Township, Precinct 1	-	-	-	-	-	-	-
Prairieville Township, Precinct 2	-	-	-	-	-	-	-
Rutland Charter Township, Precinct 1	-	-	-	-	-	-	-
Rutland Charter Township, Precinct 2	-	-	-	-	-	-	-
Thornapple Township, Precinct 1	-	-	-	-	-	-	-
Thornapple Township, Precinct 2	-	-	-	-	-	-	-
Thornapple Township, Precinct 3	-	-	-	-	-	-	-
Woodland Township, Precinct 1	-	-	-	-	-	-	-
Yankee Springs Township, Precinct 1	-	-	-	-	-	-	-
Yankee Springs Township, Precinct 2	-	-	-	-	-	-	-
City of Hastings, Ward 1, Precinct 1	-	-	-	-	-	-	-
City of Hastings, Ward 2, Precinct 2	-	-	-	-	-	-	-
City of Hastings, Ward 3, Precinct 3	-	-	-	-	-	-	-
City of Hastings, Ward 4, Precinct 4	-	-	-	-	-	-	-
Total	0	648	424	417	98.35%	7	1.65%

Statement of Votes Cast
Barry County, MI
2016 General Primary
SOVC For Jurisdiction Wide, All Counters, All Races
Official Results

	REP Orange Twp Clerk								
	Reg. Voters	Times Counted	Total Votes	Janet Browneye (REP)		Melody Risner (REP)		Write-In Votes	
Jurisdiction Wide									
Assyria Township, Precinct 1	-	-	-	-	-	-	-	-	-
Baltimore Township, Precinct 1	-	-	-	-	-	-	-	-	-
Barry Township, Precinct 1	-	-	-	-	-	-	-	-	-
Barry Township, Precinct 2	-	-	-	-	-	-	-	-	-
Carlton Township, Precinct 1	-	-	-	-	-	-	-	-	-
Castleton Township, Precinct 1	-	-	-	-	-	-	-	-	-
Hastings Charter Township, Precinct 1	-	-	-	-	-	-	-	-	-
Hope Township, Precinct 1	-	-	-	-	-	-	-	-	-
Irving Township, Precinct 1	-	-	-	-	-	-	-	-	-
Irving Township, Precinct 2	-	-	-	-	-	-	-	-	-
Johnstown Township, Precinct 1	-	-	-	-	-	-	-	-	-
Maple Grove Township, Precinct 1	-	-	-	-	-	-	-	-	-
Orangeville Township, Precinct 1	0	648	485	160	32.99%	323	66.60%	2	0.41%
Prairieville Township, Precinct 1	-	-	-	-	-	-	-	-	-
Prairieville Township, Precinct 2	-	-	-	-	-	-	-	-	-
Rutland Charter Township, Precinct 1	-	-	-	-	-	-	-	-	-
Rutland Charter Township, Precinct 2	-	-	-	-	-	-	-	-	-
Thornapple Township, Precinct 1	-	-	-	-	-	-	-	-	-
Thornapple Township, Precinct 2	-	-	-	-	-	-	-	-	-
Thornapple Township, Precinct 3	-	-	-	-	-	-	-	-	-
Woodland Towoship, Precinct 1	-	-	-	-	-	-	-	-	-
Yankee Springs Township, Precinct 1	-	-	-	-	-	-	-	-	-
Yankee Springs Township, Precinct 2	-	-	-	-	-	-	-	-	-
City of Hastings, Ward 1, Precinct 1	-	-	-	-	-	-	-	-	-
City of Hastings, Ward 2, Precinct 2	-	-	-	-	-	-	-	-	-
City of Hastings, Ward 3, Precinct 3	-	-	-	-	-	-	-	-	-
City of Hastings, Ward 4, Precinct 4	-	-	-	-	-	-	-	-	-
Total	0	648	485	160	32.99%	323	66.60%	2	0.41%

Statement of Votes Cast
Barry County, MI
2016 General Primary
SOVC For Jurisdiction Wide, All Counters, All Races
Official Results

	REP Orange Twp Treasurer						
	Reg. Voters	Times Counted	Total Votes	Michelle Ritchie (REP)		Write-In Votes	
Jurisdiction Wide							
Assyria Township, Precinct 1	-	-	-	-	-	-	-
Baltimore Township, Precinct 1	-	-	-	-	-	-	-
Barry Township, Precinct 1	-	-	-	-	-	-	-
Barry Township, Precinct 2	-	-	-	-	-	-	-
Carlton Township, Precinct 1	-	-	-	-	-	-	-
Castleton Township, Precinct 1	-	-	-	-	-	-	-
Hastings Charter Township, Precinct 1	-	-	-	-	-	-	-
Hope Township, Precinct 1	-	-	-	-	-	-	-
Irving Township, Precinct 1	-	-	-	-	-	-	-
Irving Township, Precinct 2	-	-	-	-	-	-	-
Johnstown Township, Precinct 1	-	-	-	-	-	-	-
Maple Grove Township, Precinct 1	-	-	-	-	-	-	-
Orangeville Township, Precinct 1	0	648	424	419	98.82%	5	1.18%
Prairieville Township, Precinct 1	-	-	-	-	-	-	-
Prairieville Township, Precinct 2	-	-	-	-	-	-	-
Rutland Charter Township, Precinct 1	-	-	-	-	-	-	-
Rutland Charter Township, Precinct 2	-	-	-	-	-	-	-
Thornapple Township, Precinct 1	-	-	-	-	-	-	-
Thornapple Township, Precinct 2	-	-	-	-	-	-	-
Thornapple Township, Precinct 3	-	-	-	-	-	-	-
Woodland Township, Precinct 1	-	-	-	-	-	-	-
Yankee Springs Township, Precinct 1	-	-	-	-	-	-	-
Yankee Springs Township, Precinct 2	-	-	-	-	-	-	-
City of Hastings, Ward 1, Precinct 1	-	-	-	-	-	-	-
City of Hastings, Ward 2, Precinct 2	-	-	-	-	-	-	-
City of Hastings, Ward 3, Precinct 3	-	-	-	-	-	-	-
City of Hastings, Ward 4, Precinct 4	-	-	-	-	-	-	-
Total	0	648	424	419	98.82%	5	1.18%

Statement of Votes Cast
Barry County, MI
2016 General Primary
SOVC For Jurisdiction Wide, All Counters, All Races
Official Results

	REP Orange Twp Trustee										
	Reg. Voters	Times Counted	Total Votes	Jodi L. Patrick (REP)		Robert L. Perino (REP)		Linda Ribble (REP)		Write-In Votes	
Jurisdiction Wide											
Assyria Township, Precinct 1	-	-	-	-	-	-	-	-	-	-	-
Baltimore Township, Precinct 1	-	-	-	-	-	-	-	-	-	-	-
Barry Township, Precinct 1	-	-	-	-	-	-	-	-	-	-	-
Barry Township, Precinct 2	-	-	-	-	-	-	-	-	-	-	-
Carlton Township, Precinct 1	-	-	-	-	-	-	-	-	-	-	-
Castleton Township, Precinct 1	-	-	-	-	-	-	-	-	-	-	-
Hastings Charter Township, Precinct 1	-	-	-	-	-	-	-	-	-	-	-
Hope Township, Precinct 1	-	-	-	-	-	-	-	-	-	-	-
Irving Township, Precinct 1	-	-	-	-	-	-	-	-	-	-	-
Irving Township, Precinct 2	-	-	-	-	-	-	-	-	-	-	-
Johnstown Township, Precinct 1	-	-	-	-	-	-	-	-	-	-	-
Maple Grove Township, Precinct 1	-	-	-	-	-	-	-	-	-	-	-
Orangeville Township, Precinct 1	0	648	744	231	31.05%	258	34.68%	251	33.74%	4	0.54%
Prairieville Township, Precinct 1	-	-	-	-	-	-	-	-	-	-	-
Prairieville Township, Precinct 2	-	-	-	-	-	-	-	-	-	-	-
Rutland Charter Township, Precinct 1	-	-	-	-	-	-	-	-	-	-	-
Rutland Charter Township, Precinct 2	-	-	-	-	-	-	-	-	-	-	-
Thornapple Township, Precinct 1	-	-	-	-	-	-	-	-	-	-	-
Thornapple Township, Precinct 2	-	-	-	-	-	-	-	-	-	-	-
Thornapple Township, Precinct 3	-	-	-	-	-	-	-	-	-	-	-
Woodland Township, Precinct 1	-	-	-	-	-	-	-	-	-	-	-
Yankee Springs Township, Precinct 1	-	-	-	-	-	-	-	-	-	-	-
Yankee Springs Township, Precinct 2	-	-	-	-	-	-	-	-	-	-	-
City of Hastings, Ward 1, Precinct 1	-	-	-	-	-	-	-	-	-	-	-
City of Hastings, Ward 2, Precinct 2	-	-	-	-	-	-	-	-	-	-	-
City of Hastings, Ward 3, Precinct 3	-	-	-	-	-	-	-	-	-	-	-
City of Hastings, Ward 4, Precinct 4	-	-	-	-	-	-	-	-	-	-	-
Total	0	648	744	231	31.05%	258	34.68%	251	33.74%	4	0.54%

Statement of Votes Cast
Barry County, MI
2016 General Primary
SOVC For Jurisdiction Wide, All Counters, All Races
Official Results

	REP Prairie Twp Supervisor								
	Reg. Voters	Times Counted	Total Votes	Chris Khoury (REP)		Jim Stoneburner (REP)		Write-In Votes	
Jurisdiction Wide									
Assyria Township, Precinct 1	-	-	-	-	-	-	-	-	-
Baltimore Township, Precinct 1	-	-	-	-	-	-	-	-	-
Barry Township, Precinct 1	-	-	-	-	-	-	-	-	-
Barry Township, Precinct 2	-	-	-	-	-	-	-	-	-
Carlton Township, Precinct 1	-	-	-	-	-	-	-	-	-
Castleton Township, Precinct 1	-	-	-	-	-	-	-	-	-
Hastings Charter Township, Precinct 1	-	-	-	-	-	-	-	-	-
Hope Township, Precinct 1	-	-	-	-	-	-	-	-	-
Irving Township, Precinct 1	-	-	-	-	-	-	-	-	-
Irving Township, Precinct 2	-	-	-	-	-	-	-	-	-
Johnstown Township, Precinct 1	-	-	-	-	-	-	-	-	-
Maple Grove Township, Precinct 1	-	-	-	-	-	-	-	-	-
Orangeville Township, Precinct 1	-	-	-	-	-	-	-	-	-
Prairieville Township, Precinct 1	0	292	220	44	20.00%	176	80.00%	0	0.00%
Prairieville Township, Precinct 2	0	280	211	89	42.18%	122	57.82%	0	0.00%
Rutland Charter Township, Precinct 1	-	-	-	-	-	-	-	-	-
Rutland Charter Township, Precinct 2	-	-	-	-	-	-	-	-	-
Thornapple Township, Precinct 1	-	-	-	-	-	-	-	-	-
Thornapple Township, Precinct 2	-	-	-	-	-	-	-	-	-
Thornapple Township, Precinct 3	-	-	-	-	-	-	-	-	-
Woodland Township, Precinct 1	-	-	-	-	-	-	-	-	-
Yankee Springs Township, Precinct 1	-	-	-	-	-	-	-	-	-
Yankee Springs Township, Precinct 2	-	-	-	-	-	-	-	-	-
City of Hastings, Ward 1, Precinct 1	-	-	-	-	-	-	-	-	-
City of Hastings, Ward 2, Precinct 2	-	-	-	-	-	-	-	-	-
City of Hastings, Ward 3, Precinct 3	-	-	-	-	-	-	-	-	-
City of Hastings, Ward 4, Precinct 4	-	-	-	-	-	-	-	-	-
Total	0	572	431	133	30.86%	298	69.14%	0	0.00%

Statement of Votes Cast
Barry County, MI
2016 General Primary
SOVC For Jurisdiction Wide, All Counters, All Races
Official Results

	REP Prairie Twp Clerk						
	Reg. Voters	Times Counted	Total Votes	Ted DeVries (REP)		Write-In Votes	
Jurisdiction Wide							
Assyria Township, Precinct 1	-	-	-	-	-	-	-
Baltimore Township, Precinct 1	-	-	-	-	-	-	-
Barry Township, Precinct 1	-	-	-	-	-	-	-
Barry Township, Precinct 2	-	-	-	-	-	-	-
Carlton Township, Precinct 1	-	-	-	-	-	-	-
Castleton Township, Precinct 1	-	-	-	-	-	-	-
Hastings Charter Township, Precinct 1	-	-	-	-	-	-	-
Hope Township, Precinct 1	-	-	-	-	-	-	-
Irving Township, Precinct 1	-	-	-	-	-	-	-
Irving Township, Precinct 2	-	-	-	-	-	-	-
Johnstown Township, Precinct 1	-	-	-	-	-	-	-
Maple Grove Township, Precinct 1	-	-	-	-	-	-	-
Orangeville Township, Precinct 1	-	-	-	-	-	-	-
Prairieville Township, Precinct 1	0	292	184	183	99.46%	1	0.54%
Prairieville Township, Precinct 2	0	280	171	170	99.42%	1	0.58%
Rutland Charter Township, Precinct 1	-	-	-	-	-	-	-
Rutland Charter Township, Precinct 2	-	-	-	-	-	-	-
Thornapple Township, Precinct 1	-	-	-	-	-	-	-
Thornapple Township, Precinct 2	-	-	-	-	-	-	-
Thornapple Township, Precinct 3	-	-	-	-	-	-	-
Woodland Township, Precinct 1	-	-	-	-	-	-	-
Yankee Springs Township, Precinct 1	-	-	-	-	-	-	-
Yankee Springs Township, Precinct 2	-	-	-	-	-	-	-
City of Hastings, Ward 1, Precinct 1	-	-	-	-	-	-	-
City of Hastings, Ward 2, Precinct 2	-	-	-	-	-	-	-
City of Hastings, Ward 3, Precinct 3	-	-	-	-	-	-	-
City of Hastings, Ward 4, Precinct 4	-	-	-	-	-	-	-
Total	0	572	355	353	99.44%	2	0.56%

Statement of Votes Cast
Barry County, MI
2016 General Primary
SOVC For Jurisdiction Wide, All Counters, All Races
Official Results

	REP Prairie Twp Treasurer						
	Reg. Voters	Times Counted	Total Votes	Judy Pence (REP)		Write-In Votes	
Jurisdiction Wide							
Assyria Township, Precinct 1	-	-	-	-	-	-	-
Baltimore Township, Precinct 1	-	-	-	-	-	-	-
Barry Township, Precinct 1	-	-	-	-	-	-	-
Barry Township, Precinct 2	-	-	-	-	-	-	-
Carlton Township, Precinct 1	-	-	-	-	-	-	-
Castleton Township, Precinct 1	-	-	-	-	-	-	-
Hastings Charter Township, Precinct 1	-	-	-	-	-	-	-
Hope Township, Precinct 1	-	-	-	-	-	-	-
Irving Township, Precinct 1	-	-	-	-	-	-	-
Irving Township, Precinct 2	-	-	-	-	-	-	-
Johnstown Township, Precinct 1	-	-	-	-	-	-	-
Maple Grove Township, Precinct 1	-	-	-	-	-	-	-
Orangeville Township, Precinct 1	-	-	-	-	-	-	-
Prairieville Township, Precinct 1	0	292	174	172	98.85%	2	1.15%
Prairieville Township, Precinct 2	0	280	172	172	100.00%	0	0.00%
Rutland Charter Township, Precinct 1	-	-	-	-	-	-	-
Rutland Charter Township, Precinct 2	-	-	-	-	-	-	-
Thornapple Township, Precinct 1	-	-	-	-	-	-	-
Thornapple Township, Precinct 2	-	-	-	-	-	-	-
Thornapple Township, Precinct 3	-	-	-	-	-	-	-
Woodland Township, Precinct 1	-	-	-	-	-	-	-
Yankee Springs Township, Precinct 1	-	-	-	-	-	-	-
Yankee Springs Township, Precinct 2	-	-	-	-	-	-	-
City of Hastings, Ward 1, Precinct 1	-	-	-	-	-	-	-
City of Hastings, Ward 2, Precinct 2	-	-	-	-	-	-	-
City of Hastings, Ward 3, Precinct 3	-	-	-	-	-	-	-
City of Hastings, Ward 4, Precinct 4	-	-	-	-	-	-	-
Total	0	572	346	344	99.42%	2	0.58%

Statement of Votes Cast
Barry County, MI
2016 General Primary
SOVC For Jurisdiction Wide, All Counters, All Races
Official Results

	REP Prairie Twp Trustee								
	Reg. Voters	Times Counted	Total Votes	Breanna Borden (REP)		Richard L. Van Niman (REP)		Write-In Votes	
Jurisdiction Wide									
Assyria Township, Precinct 1	-	-	-	-	-	-	-	-	-
Baltimore Township, Precinct 1	-	-	-	-	-	-	-	-	-
Barry Township, Precinct 1	-	-	-	-	-	-	-	-	-
Barry Township, Precinct 2	-	-	-	-	-	-	-	-	-
Carlton Township, Precinct 1	-	-	-	-	-	-	-	-	-
Castleton Township, Precinct 1	-	-	-	-	-	-	-	-	-
Hastings Charter Township, Precinct 1	-	-	-	-	-	-	-	-	-
Hope Township, Precinct 1	-	-	-	-	-	-	-	-	-
Irving Township, Precinct 1	-	-	-	-	-	-	-	-	-
Irving Township, Precinct 2	-	-	-	-	-	-	-	-	-
Johnstown Township, Precinct 1	-	-	-	-	-	-	-	-	-
Maple Grove Township, Precinct 1	-	-	-	-	-	-	-	-	-
Orangeville Township, Precinct 1	-	-	-	-	-	-	-	-	-
Prairieville Township, Precinct 1	0	292	303	160	52.81%	141	46.53%	2	0.66%
Prairieville Township, Precinct 2	0	280	258	125	48.45%	133	51.55%	0	0.00%
Rutland Charter Township, Precinct 1	-	-	-	-	-	-	-	-	-
Rutland Charter Township, Precinct 2	-	-	-	-	-	-	-	-	-
Thornapple Township, Precinct 1	-	-	-	-	-	-	-	-	-
Thornapple Township, Precinct 2	-	-	-	-	-	-	-	-	-
Thornapple Township, Precinct 3	-	-	-	-	-	-	-	-	-
Woodland Township, Precinct 1	-	-	-	-	-	-	-	-	-
Yankee Springs Township, Precinct 1	-	-	-	-	-	-	-	-	-
Yankee Springs Township, Precinct 2	-	-	-	-	-	-	-	-	-
City of Hastings, Ward 1, Precinct 1	-	-	-	-	-	-	-	-	-
City of Hastings, Ward 2, Precinct 2	-	-	-	-	-	-	-	-	-
City of Hastings, Ward 3, Precinct 3	-	-	-	-	-	-	-	-	-
City of Hastings, Ward 4, Precinct 4	-	-	-	-	-	-	-	-	-
Total	0	572	561	285	50.80%	274	48.84%	2	0.36%

Statement of Votes Cast
Barry County, MI
2016 General Primary
SOVC For Jurisdiction Wide, All Counters, All Races
Official Results

REP Prairie Twp Park Comm

	Reg. Voters	Times Counted	Total Votes	John H. Hoek (REP)		Scott Kuebler (REP)		Kevin Louden (REP)		Deb Young (REP)	
Jurisdiction Wide											
Assyria Township, Preeinct 1	-	-	-	-	-	-	-	-	-	-	-
Baltimore Township, Precinct 1	-	-	-	-	-	-	-	-	-	-	-
Barry Township, Precinct 1	-	-	-	-	-	-	-	-	-	-	-
Barry Township, Precinct 2	-	-	-	-	-	-	-	-	-	-	-
Carlton Township, Precinct 1	-	-	-	-	-	-	-	-	-	-	-
Castleton Township, Precinct 1	-	-	-	-	-	-	-	-	-	-	-
Hastings Charter Township, Precinct 1	-	-	-	-	-	-	-	-	-	-	-
Hope Township, Precinct 1	-	-	-	-	-	-	-	-	-	-	-
Irving Township, Precinct 1	-	-	-	-	-	-	-	-	-	-	-
Irving Township, Precinct 2	-	-	-	-	-	-	-	-	-	-	-
Johnstown Township, Precinct 1	-	-	-	-	-	-	-	-	-	-	-
Maple Grove Township, Precinct 1	-	-	-	-	-	-	-	-	-	-	-
Orangeville Township, Precinct 1	-	-	-	-	-	-	-	-	-	-	-
Prairieville Township, Precinct 1	0	292	563	135	23.98%	135	23.98%	143	25.40%	145	25.75%
Prairieville Township, Precinct 2	0	280	471	105	22.29%	116	24.63%	116	24.63%	130	27.60%
Rutland Charter Township, Precinct 1	-	-	-	-	-	-	-	-	-	-	-
Rutland Charter Township, Precinct 2	-	-	-	-	-	-	-	-	-	-	-
Thornapple Township, Precinct 1	-	-	-	-	-	-	-	-	-	-	-
Thornapple Township, Precinct 2	-	-	-	-	-	-	-	-	-	-	-
Thornapple Township, Precinct 3	-	-	-	-	-	-	-	-	-	-	-
Woodland Township, Precinct 1	-	-	-	-	-	-	-	-	-	-	-
Yankee Springs Township, Precinct 1	-	-	-	-	-	-	-	-	-	-	-
Yankee Springs Township, Precinct 2	-	-	-	-	-	-	-	-	-	-	-
City of Hastings, Ward 1, Precinct 1	-	-	-	-	-	-	-	-	-	-	-
City of Hastings, Ward 2, Precinct 2	-	-	-	-	-	-	-	-	-	-	-
City of Hastings, Ward 3, Precinct 3	-	-	-	-	-	-	-	-	-	-	-
City of Hastings, Ward 4, Precinct 4	-	-	-	-	-	-	-	-	-	-	-
Total	0	572	1034	240	23.21%	251	24.27%	259	25.05%	275	26.60%

Statement of Votes Cast
Barry County, MI
2016 General Primary
SOVC For Jurisdiction Wide, All Counters, All Races
Official Results

	REP Prairie Twp Park Comm		REP Rutland Twp Supervisor								
	Write-In Votes		Reg. Voters	Times Counted	Total Votes	Gerald Schmiedicke (REP)		Larry Watson (REP)		Write-In Votes	
Jurisdiction Wide											
Assyria Township, Precinct 1	-	-	-	-	-	-	-	-	-	-	-
Baltimore Township, Precinct 1	-	-	-	-	-	-	-	-	-	-	-
Barry Township, Precinct 1	-	-	-	-	-	-	-	-	-	-	-
Barry Township, Precinct 2	-	-	-	-	-	-	-	-	-	-	-
Carlton Township, Precinct 1	-	-	-	-	-	-	-	-	-	-	-
Castleton Township, Precinct 1	-	-	-	-	-	-	-	-	-	-	-
Hastings Charter Township, Precinct 1	-	-	-	-	-	-	-	-	-	-	-
Hope Township, Precinct 1	-	-	-	-	-	-	-	-	-	-	-
Irving Township, Precinct 1	-	-	-	-	-	-	-	-	-	-	-
Irving Township, Precinct 2	-	-	-	-	-	-	-	-	-	-	-
Johnstown Township, Precinct 1	-	-	-	-	-	-	-	-	-	-	-
Maple Grove Township, Precinct 1	-	-	-	-	-	-	-	-	-	-	-
Orangeville Township, Precinct 1	-	-	-	-	-	-	-	-	-	-	-
Prairieville Township, Precinct 1	5	0.89%	-	-	-	-	-	-	-	-	-
Prairieville Township, Precinct 2	4	0.85%	-	-	-	-	-	-	-	-	-
Rutland Charter Township, Precinct 1	-	-	0	462	328	112	34.15%	214	65.24%	2	0.61%
Rutland Charter Township, Precinct 2	-	-	0	573	398	115	28.89%	281	70.60%	2	0.50%
Thornapple Township, Precinct 1	-	-	-	-	-	-	-	-	-	-	-
Thornapple Township, Precinct 2	-	-	-	-	-	-	-	-	-	-	-
Thornapple Township, Precinct 3	-	-	-	-	-	-	-	-	-	-	-
Woodland Township, Precinct 1	-	-	-	-	-	-	-	-	-	-	-
Yankee Springs Township, Precinct 1	-	-	-	-	-	-	-	-	-	-	-
Yankee Springs Township, Precinct 2	-	-	-	-	-	-	-	-	-	-	-
City of Hastings, Ward 1, Precinct 1	-	-	-	-	-	-	-	-	-	-	-
City of Hastings, Ward 2, Precinct 2	-	-	-	-	-	-	-	-	-	-	-
City of Hastings, Ward 3, Precinct 3	-	-	-	-	-	-	-	-	-	-	-
City of Hastings, Ward 4, Precinct 4	-	-	-	-	-	-	-	-	-	-	-
Total	9	0.87%	0	1035	726	227	31.27%	495	68.18%	4	0.55%

Statement of Votes Cast
Barry County, MI
2016 General Primary
SOVC For Jurisdiction Wide, All Counters, All Races
Official Results

	REP Rutland Twp Clerk						
	Reg. Voters	Times Counted	Total Votes	Robin Hawthorne (REP)		Write-In Votes	
Jurisdiction Wide							
Assyria Township, Precinct 1	-	-	-	-	-	-	-
Baltimore Township, Precinct 1	-	-	-	-	-	-	-
Barry Township, Precinct 1	-	-	-	-	-	-	-
Barry Township, Precinct 2	-	-	-	-	-	-	-
Carlton Township, Precinct 1	-	-	-	-	-	-	-
Castleton Township, Precinct 1	-	-	-	-	-	-	-
Hastings Charter Township, Precinct 1	-	-	-	-	-	-	-
Hope Township, Precinct 1	-	-	-	-	-	-	-
Irving Township, Precinct 1	-	-	-	-	-	-	-
Irving Township, Precinct 2	-	-	-	-	-	-	-
Johnstown Township, Precinct 1	-	-	-	-	-	-	-
Maple Grove Township, Precinct 1	-	-	-	-	-	-	-
Orangeville Township, Precinct 1	-	-	-	-	-	-	-
Prairieville Township, Precinct 1	-	-	-	-	-	-	-
Prairieville Township, Precinct 2	-	-	-	-	-	-	-
Rutland Charter Township, Precinct 1	0	462	307	304	99.02%	3	0.98%
Rutland Charter Township, Precinct 2	0	573	374	373	99.73%	1	0.27%
Thornapple Township, Precinct 1	-	-	-	-	-	-	-
Thornapple Township, Precinct 2	-	-	-	-	-	-	-
Thornapple Township, Precinct 3	-	-	-	-	-	-	-
Woodland Township, Precinct 1	-	-	-	-	-	-	-
Yankee Springs Township, Precinct 1	-	-	-	-	-	-	-
Yankee Springs Township, Precinct 2	-	-	-	-	-	-	-
City of Hastings, Ward 1, Precinct 1	-	-	-	-	-	-	-
City of Hastings, Ward 2, Precinct 2	-	-	-	-	-	-	-
City of Hastings, Ward 3, Precinct 3	-	-	-	-	-	-	-
City of Hastings, Ward 4, Precinct 4	-	-	-	-	-	-	-
Total	0	1035	681	677	99.41%	4	0.59%

Statement of Votes Cast
Barry County, MI
2016 General Primary
SOVC For Jurisdiction Wide, All Counters, All Races
Official Results

	REP Rutland Twp Treasurer						
	Reg. Voters	Times Counted	Total Votes	Sandra Greenfield (REP)		Write-In Votes	
Jurisdiction Wide							
Assyria Township, Precinct 1	-	-	-	-	-	-	-
Baltimore Township, Precinct 1	-	-	-	-	-	-	-
Barry Township, Precinct 1	-	-	-	-	-	-	-
Barry Township, Precinct 2	-	-	-	-	-	-	-
Carlton Township, Precinct 1	-	-	-	-	-	-	-
Castleton Township, Precinct 1	-	-	-	-	-	-	-
Hastings Charter Township, Precinct 1	-	-	-	-	-	-	-
Hope Township, Precinct 1	-	-	-	-	-	-	-
Irving Township, Precinct 1	-	-	-	-	-	-	-
Irving Township, Precinct 2	-	-	-	-	-	-	-
Johnstown Township, Precinct 1	-	-	-	-	-	-	-
Maple Grove Township, Precinct 1	-	-	-	-	-	-	-
Orangeville Township, Precinct 1	-	-	-	-	-	-	-
Prairieville Township, Precinct 1	-	-	-	-	-	-	-
Prairieville Township, Precinct 2	-	-	-	-	-	-	-
Rutland Charter Township, Precinct 1	0	462	314	312	99.36%	2	0.64%
Rutland Charter Township, Precinct 2	0	573	365	364	99.73%	1	0.27%
Thornapple Township, Precinct 1	-	-	-	-	-	-	-
Thornapple Township, Precinct 2	-	-	-	-	-	-	-
Thornapple Township, Precinct 3	-	-	-	-	-	-	-
Woodland Township, Precinct 1	-	-	-	-	-	-	-
Yankee Springs Township, Precinct 1	-	-	-	-	-	-	-
Yankee Springs Township, Precinct 2	-	-	-	-	-	-	-
City of Hastings, Ward 1, Precinct 1	-	-	-	-	-	-	-
City of Hastings, Ward 2, Precinct 2	-	-	-	-	-	-	-
City of Hastings, Ward 3, Precinct 3	-	-	-	-	-	-	-
City of Hastings, Ward 4, Precinct 4	-	-	-	-	-	-	-
Total	0	1035	679	676	99.56%	3	0.44%

Statement of Votes Cast
Barry County, MI
2016 General Primary
SOVC For Jurisdiction Wide, All Counters, All Races
Official Results

	REP Rutland Twp Trustee											
	Reg. Voters	Times Counted	Total Votes	Brenda Bellmore (REP)		Michael Hallifax (REP)		Sandra L. James (REP)		Marlin Walters (REP)	
Jurisdiction Wide											
Assyria Township, Precinct 1	-	-	-	-	-	-	-	-	-	-	-
Baltimore Township, Precinct 1	-	-	-	-	-	-	-	-	-	-	-
Barry Township, Precinct 1	-	-	-	-	-	-	-	-	-	-	-
Barry Township, Precinct 2	-	-	-	-	-	-	-	-	-	-	-
Carlton Township, Precinct 1	-	-	-	-	-	-	-	-	-	-	-
Castleton Township, Precinct 1	-	-	-	-	-	-	-	-	-	-	-
Hastings Charter Township, Precinct 1	-	-	-	-	-	-	-	-	-	-	-
Hope Township, Precinct 1	-	-	-	-	-	-	-	-	-	-	-
Irving Township, Precinct 1	-	-	-	-	-	-	-	-	-	-	-
Irving Township, Precinct 2	-	-	-	-	-	-	-	-	-	-	-
Johnstown Township, Precinct 1	-	-	-	-	-	-	-	-	-	-	-
Maple Grove Township, Precinct 1	-	-	-	-	-	-	-	-	-	-	-
Orangeville Township, Precinct 1	-	-	-	-	-	-	-	-	-	-	-
Prairieville Township, Precinct 1	-	-	-	-	-	-	-	-	-	-	-
Prairieville Township, Precinct 2	-	-	-	-	-	-	-	-	-	-	-
Rutland Charter Township, Precinct 1	0	462	928	222	23.92%	241	25.97%	246	26.51%	214	23.06%
Rutland Charter Township, Precinct 2	0	573	1120	268	23.93%	287	25.63%	301	26.88%	261	23.30%
Thornapple Township, Precinct 1	-	-	-	-	-	-	-	-	-	-	-
Thornapple Township, Precinct 2	-	-	-	-	-	-	-	-	-	-	-
Thornapple Township, Precinct 3	-	-	-	-	-	-	-	-	-	-	-
Woodland Township, Precinct 1	-	-	-	-	-	-	-	-	-	-	-
Yankee Springs Township, Precinct 1	-	-	-	-	-	-	-	-	-	-	-
Yankee Springs Township, Precinct 2	-	-	-	-	-	-	-	-	-	-	-
City of Hastings, Ward 1, Precinct 1	-	-	-	-	-	-	-	-	-	-	-
City of Hastings, Ward 2, Precinct 2	-	-	-	-	-	-	-	-	-	-	-
City of Hastings, Ward 3, Precinct 3	-	-	-	-	-	-	-	-	-	-	-
City of Hastings, Ward 4, Precinct 4	-	-	-	-	-	-	-	-	-	-	-
Total	0	1035	2048	490	23.93%	528	25.78%	547	26.71%	475	23.19%

Statement of Votes Cast
Barry County, MI
2016 General Primary
SOVC For Jurisdiction Wide, All Counters, All Races
Official Results

	REP Rutland Twp Trustee		REP Thornapple Twp Supervisor						
	Write-In Votes		Reg. Voters	Times Counted	Total Votes	Mike Bremer (REP)		Write-In Votes	
Jurisdiction Wide									
Assyria Township, Precinct 1	-	-	-	-	-	-	-	-	-
Baltimore Township, Precinct 1	-	-	-	-	-	-	-	-	-
Barry Township, Precinct 1	-	-	-	-	-	-	-	-	-
Barry Township, Precinct 2	-	-	-	-	-	-	-	-	-
Carlton Township, Precinct 1	-	-	-	-	-	-	-	-	-
Castleton Township, Precinct 1	-	-	-	-	-	-	-	-	-
Hastings Charter Township, Precinct 1	-	-	-	-	-	-	-	-	-
Hope Township, Precinct 1	-	-	-	-	-	-	-	-	-
Irving Township, Precinct 1	-	-	-	-	-	-	-	-	-
Irving Township, Precinct 2	-	-	-	-	-	-	-	-	-
Johnstown Township, Precinct 1	-	-	-	-	-	-	-	-	-
Maple Grove Township, Precinct 1	-	-	-	-	-	-	-	-	-
Orangeville Township, Precinct 1	-	-	-	-	-	-	-	-	-
Prairieville Township, Precinct 1	-	-	-	-	-	-	-	-	-
Prairieville Township, Precinct 2	-	-	-	-	-	-	-	-	-
Rutland Charter Township, Precinct 1	5	0.54%	-	-	-	-	-	-	-
Rutland Charter Township, Precinct 2	3	0.27%	-	-	-	-	-	-	-
Thornapple Township, Precinct 1	-	-	0	450	329	322	97.87%	7	2.13%
Thornapple Township, Precinct 2	-	-	0	437	315	315	100.00%	0	0.00%
Thornapple Township, Precinct 3	-	-	0	489	346	340	98.27%	6	1.73%
Woodland Township, Precinct 1	-	-	-	-	-	-	-	-	-
Yankee Springs Township, Precinct 1	-	-	-	-	-	-	-	-	-
Yankee Springs Township, Precinct 2	-	-	-	-	-	-	-	-	-
City of Hastings, Ward 1, Precinct 1	-	-	-	-	-	-	-	-	-
City of Hastings, Ward 2, Precinct 2	-	-	-	-	-	-	-	-	-
City of Hastings, Ward 3, Precinct 3	-	-	-	-	-	-	-	-	-
City of Hastings, Ward 4, Precinct 4	-	-	-	-	-	-	-	-	-
Total	8	0.39%	0	1376	990	977	98.69%	13	1.31%

Statement of Votes Cast
Barry County, MI
2016 General Primary
SOVC For Jurisdiction Wide, All Counters, All Races
Official Results

	REP Thornapple Twp Clerk						
	Reg. Voters	Times Counted	Total Votes	Cindy Willshire (REP)		Write-In Votes	
Jurisdiction Wide							
Assyria Township, Precinct 1	-	-	-	-	-	-	-
Baltimore Township, Precinct 1	-	-	-	-	-	-	-
Barry Township, Precinct 1	-	-	-	-	-	-	-
Barry Township, Precinct 2	-	-	-	-	-	-	-
Carlton Township, Precinct 1	-	-	-	-	-	-	-
Castleton Township, Precinct 1	-	-	-	-	-	-	-
Hastings Charter Township, Precinct 1	-	-	-	-	-	-	-
Hope Township, Precinct 1	-	-	-	-	-	-	-
Irving Township, Precinct 1	-	-	-	-	-	-	-
Irving Township, Precinct 2	-	-	-	-	-	-	-
Johnstown Township, Precinct 1	-	-	-	-	-	-	-
Maple Grove Township, Precinct 1	-	-	-	-	-	-	-
Orangeville Township, Precinct 1	-	-	-	-	-	-	-
Prairieville Township, Precinct 1	-	-	-	-	-	-	-
Prairieville Township, Precinct 2	-	-	-	-	-	-	-
Rutland Charter Township, Precinct 1	-	-	-	-	-	-	-
Rutland Charter Township, Precinct 2	-	-	-	-	-	-	-
Thornapple Township, Precinct 1	0	450	329	324	98.48%	5	1.52%
Thornapple Township, Precinct 2	0	437	307	307	100.00%	0	0.00%
Thornapple Township, Precinct 3	0	489	334	330	98.80%	4	1.20%
Woodland Township, Precinct 1	-	-	-	-	-	-	-
Yankee Springs Township, Precinct 1	-	-	-	-	-	-	-
Yankee Springs Township, Precinct 2	-	-	-	-	-	-	-
City of Hastings, Ward 1, Precinct 1	-	-	-	-	-	-	-
City of Hastings, Ward 2, Precinct 2	-	-	-	-	-	-	-
City of Hastings, Ward 3, Precinct 3	-	-	-	-	-	-	-
City of Hastings, Ward 4, Precinct 4	-	-	-	-	-	-	-
Total	0	1376	970	961	99.07%	9	0.93%

Statement of Votes Cast
Barry County, MI
2016 General Primary
SOVC For Jurisdiction Wide, All Counters, All Races
Official Results

	REP Thornapple Twp Treasurer						
	Reg. Voters	Times Counted	Total Votes	Debra K. Buckowing (REP)		Write-In Votes	
Jurisdiction Wide							
Assyria Township, Precinct 1	-	-	-	-	-	-	-
Baltimore Township, Precinct 1	-	-	-	-	-	-	-
Barry Township, Precinct 1	-	-	-	-	-	-	-
Barry Township, Precinct 2	-	-	-	-	-	-	-
Carlton Township, Precinct 1	-	-	-	-	-	-	-
Castleton Township, Precinct 1	-	-	-	-	-	-	-
Hastings Charter Township, Precinct 1	-	-	-	-	-	-	-
Hope Township, Precinct 1	-	-	-	-	-	-	-
Irving Township, Precinct 1	-	-	-	-	-	-	-
Irving Township, Precinct 2	-	-	-	-	-	-	-
Johnstown Township, Precinct 1	-	-	-	-	-	-	-
Maple Grove Township, Precinct 1	-	-	-	-	-	-	-
Orangeville Township, Precinct 1	-	-	-	-	-	-	-
Prairieville Township, Precinct 1	-	-	-	-	-	-	-
Prairieville Township, Precinct 2	-	-	-	-	-	-	-
Rutland Charter Township, Precinct 1	-	-	-	-	-	-	-
Rutland Charter Township, Precinct 2	-	-	-	-	-	-	-
Thornapple Township, Precinct 1	0	450	327	324	99.08%	3	0.92%
Thornapple Township, Precinct 2	0	437	300	300	100.00%	0	0.00%
Thornapple Township, Precinct 3	0	489	333	331	99.40%	2	0.60%
Woodland Township, Precinct 1	-	-	-	-	-	-	-
Yankee Springs Township, Precinct 1	-	-	-	-	-	-	-
Yankee Springs Township, Precinct 2	-	-	-	-	-	-	-
City of Hastings, Ward 1, Precinct 1	-	-	-	-	-	-	-
City of Hastings, Ward 2, Precinct 2	-	-	-	-	-	-	-
City of Hastings, Ward 3, Precinct 3	-	-	-	-	-	-	-
City of Hastings, Ward 4, Precinct 4	-	-	-	-	-	-	-
Total	0	1376	960	955	99.48%	5	0.52%

Statement of Votes Cast
Barry County, MI
2016 General Primary
SOVC For Jurisdiction Wide, All Counters, All Races
Official Results

	REP Thornapple Twp Trustee										
	Reg. Voters	Times Counted	Total Votes	Curt Campbell (REP)		Ross DeMaagd (REP)		Jake Jelsema (REP)		Andrew Lindemulder (REP)	
Jurisdiction Wide											
Assyria Township, Precinct 1	-	-	-	-	-	-	-	-	-	-	-
Baltimore Township, Precinct 1	-	-	-	-	-	-	-	-	-	-	-
Barry Township, Precinct 1	-	-	-	-	-	-	-	-	-	-	-
Barry Township, Precinct 2	-	-	-	-	-	-	-	-	-	-	-
Carlton Township, Precinct 1	-	-	-	-	-	-	-	-	-	-	-
Castleton Township, Precinct 1	-	-	-	-	-	-	-	-	-	-	-
Hastings Charter Township, Precinct 1	-	-	-	-	-	-	-	-	-	-	-
Hope Township, Precinct 1	-	-	-	-	-	-	-	-	-	-	-
Irving Township, Precinct 1	-	-	-	-	-	-	-	-	-	-	-
Irving Township, Precinct 2	-	-	-	-	-	-	-	-	-	-	-
Johnstown Township, Precinct 1	-	-	-	-	-	-	-	-	-	-	-
Maple Grove Township, Precinct 1	-	-	-	-	-	-	-	-	-	-	-
Orangeville Township, Precinct 1	-	-	-	-	-	-	-	-	-	-	-
Prairieville Township, Precinct 1	-	-	-	-	-	-	-	-	-	-	-
Prairieville Township, Precinct 2	-	-	-	-	-	-	-	-	-	-	-
Rutland Charter Township, Precinct 1	-	-	-	-	-	-	-	-	-	-	-
Rutland Charter Township, Precinct 2	-	-	-	-	-	-	-	-	-	-	-
Thornapple Township, Precinct 1	0	450	1132	221	19.52%	245	21.64%	251	22.17%	228	20.14%
Thornapple Township, Precinct 2	0	437	1032	173	16.76%	219	21.22%	232	22.48%	211	20.45%
Thornapple Township, Precinct 3	0	489	1132	205	18.11%	212	18.73%	269	23.76%	225	19.88%
Woodland Township, Precinct 1	-	-	-	-	-	-	-	-	-	-	-
Yankee Springs Township, Precinct 1	-	-	-	-	-	-	-	-	-	-	-
Yankee Springs Township, Precinct 2	-	-	-	-	-	-	-	-	-	-	-
City of Hastings, Ward 1, Precinct 1	-	-	-	-	-	-	-	-	-	-	-
City of Hastings, Ward 2, Precinct 2	-	-	-	-	-	-	-	-	-	-	-
City of Hastings, Ward 3, Precinct 3	-	-	-	-	-	-	-	-	-	-	-
City of Hastings, Ward 4, Precinct 4	-	-	-	-	-	-	-	-	-	-	-
Total	0	1376	3296	599	18.17%	676	20.51%	752	22.82%	664	20.15%

Statement of Votes Cast
Barry County, MI
2016 General Primary
SOVC For Jurisdiction Wide, All Counters, All Races
Official Results

	REP Thornapple Twp Trustee				REP Woodland Twp Supervisor						
	Sandra L. Rairigh (REP)		Write-In Votes		Reg. Voters	Times Counted	Total Votes	Jeffrey S. MacKenzie (REP)		Write-In Votes	
Jurisdiction Wide											
Assyria Township, Precinct 1	-	-	-	-	-	-	-	-	-	-	-
Baltimore Township, Precinct 1	-	-	-	-	-	-	-	-	-	-	-
Barry Township, Precinct 1	-	-	-	-	-	-	-	-	-	-	-
Barry Township, Precinct 2	-	-	-	-	-	-	-	-	-	-	-
Carlton Township, Precinct 1	-	-	-	-	-	-	-	-	-	-	-
Castleton Township, Precinct 1	-	-	-	-	-	-	-	-	-	-	-
Hastings Charter Township, Precinct 1	-	-	-	-	-	-	-	-	-	-	-
Hope Township, Precinct 1	-	-	-	-	-	-	-	-	-	-	-
Irving Township, Precinct 1	-	-	-	-	-	-	-	-	-	-	-
Irving Township, Precinct 2	-	-	-	-	-	-	-	-	-	-	-
Johnstown Township, Precinct 1	-	-	-	-	-	-	-	-	-	-	-
Maple Grove Township, Precinct 1	-	-	-	-	-	-	-	-	-	-	-
Orangeville Township, Precinct 1	-	-	-	-	-	-	-	-	-	-	-
Prairieville Township, Precinct 1	-	-	-	-	-	-	-	-	-	-	-
Prairieville Township, Precinct 2	-	-	-	-	-	-	-	-	-	-	-
Rutland Charter Township, Precinct 1	-	-	-	-	-	-	-	-	-	-	-
Rutland Charter Township, Precinct 2	-	-	-	-	-	-	-	-	-	-	-
Thornapple Township, Precinct 1	186	16.43%	1	0.09%	-	-	-	-	-	-	-
Thornapple Township, Precinct 2	197	19.09%	0	0.00%	-	-	-	-	-	-	-
Thornapple Township, Precinct 3	220	19.43%	1	0.09%	-	-	-	-	-	-	-
Woodland Township, Precinct 1	-	-	-	-	0	418	301	299	99.34%	2	0.66%
Yankee Springs Township, Precinct 1	-	-	-	-	-	-	-	-	-	-	-
Yankee Springs Township, Precinct 2	-	-	-	-	-	-	-	-	-	-	-
City of Hastings, Ward 1, Precinct 1	-	-	-	-	-	-	-	-	-	-	-
City of Hastings, Ward 2, Precinct 2	-	-	-	-	-	-	-	-	-	-	-
City of Hastings, Ward 3, Precinct 3	-	-	-	-	-	-	-	-	-	-	-
City of Hastings, Ward 4, Precinct 4	-	-	-	-	-	-	-	-	-	-	-
Total	603	18.29%	2	0.06%	0	418	301	299	99.34%	2	0.66%

Statement of Votes Cast
Barry County, MI
2016 General Primary
SOVC For Jurisdiction Wide, All Counters, All Races
Official Results

	REP Woodland Twp Clerk						
	Reg. Voters	Times Counted	Total Votes	Nancy Stantoo (REP)		Write-In Votes	
Jurisdiction Wide							
Assyria Township, Precinct 1	-	-	-	-	-	-	-
Baltimore Township, Precinct 1	-	-	-	-	-	-	-
Barry Township, Precinct 1	-	-	-	-	-	-	-
Barry Township, Precinct 2	-	-	-	-	-	-	-
Carlton Township, Precinct 1	-	-	-	-	-	-	-
Castleton Township, Precinct 1	-	-	-	-	-	-	-
Hastings Charter Township, Precinct 1	-	-	-	-	-	-	-
Hope Township, Precinct 1	-	-	-	-	-	-	-
Irving Township, Precinct 1	-	-	-	-	-	-	-
Irving Township, Precinct 2	-	-	-	-	-	-	-
Johnstown Township, Precinct 1	-	-	-	-	-	-	-
Maple Grove Township, Precinct 1	-	-	-	-	-	-	-
Orangeville Township, Precinct 1	-	-	-	-	-	-	-
Prairieville Township, Precinct 1	-	-	-	-	-	-	-
Prairieville Township, Precinct 2	-	-	-	-	-	-	-
Rutland Charter Township, Precinct 1	-	-	-	-	-	-	-
Rutland Charter Township, Precinct 2	-	-	-	-	-	-	-
Thornapple Township, Precinct 1	-	-	-	-	-	-	-
Thornapple Township, Precinct 2	-	-	-	-	-	-	-
Thornapple Township, Precinct 3	-	-	-	-	-	-	-
Woodland Township, Precinct 1	0	418	291	289	99.31%	2	0.69%
Yankee Springs Township, Precinct 1	-	-	-	-	-	-	-
Yankee Springs Township, Precinct 2	-	-	-	-	-	-	-
City of Hastings, Ward 1, Precinct 1	-	-	-	-	-	-	-
City of Hastings, Ward 2, Precinct 2	-	-	-	-	-	-	-
City of Hastings, Ward 3, Precinct 3	-	-	-	-	-	-	-
City of Hastings, Ward 4, Precinct 4	-	-	-	-	-	-	-
Total	0	418	291	289	99.31%	2	0.69%

Statement of Votes Cast
Barry County, MI
2016 General Primary
SOVC For Jurisdiction Wide, All Counters, All Races
Official Results

	REP Woodland Twp Treasurer							REP Woodland Twp Trustee				
	Reg. Voters	Times Counted	Total Votes	Shawn Durkee (REP)		Write-In Votes		Reg. Voters	Times Counted	Total Vutes	Write-In Votes	
Jurisdiction Wide												
Assyria Township, Precinct 1	-	-	-	-	-	-	-	-	-	-	-	-
Baltimore Township, Precinct 1	-	-	-	-	-	-	-	-	-	-	-	-
Barry Township, Precinct 1	-	-	-	-	-	-	-	-	-	-	-	-
Barry Township, Precinct 2	-	-	-	-	-	-	-	-	-	-	-	-
Carlton Township, Precinct 1	-	-	-	-	-	-	-	-	-	-	-	-
Castleton Township, Precinct 1	-	-	-	-	-	-	-	-	-	-	-	-
Hastings Charter Township, Precinct 1	-	-	-	-	-	-	-	-	-	-	-	-
Hope Township, Precinct 1	-	-	-	-	-	-	-	-	-	-	-	-
Irving Township, Precinct 1	-	-	-	-	-	-	-	-	-	-	-	-
Irving Township, Precinct 2	-	-	-	-	-	-	-	-	-	-	-	-
Johnstown Township, Precinct 1	-	-	-	-	-	-	-	-	-	-	-	-
Maple Grove Township, Precinct 1	-	-	-	-	-	-	-	-	-	-	-	-
Orangeville Township, Precinct 1	-	-	-	-	-	-	-	-	-	-	-	-
Prairieville Township, Precinct 1	-	-	-	-	-	-	-	-	-	-	-	-
Prairieville Township, Precinct 2	-	-	-	-	-	-	-	-	-	-	-	-
Rutland Charter Township, Precinct 1	-	-	-	-	-	-	-	-	-	-	-	-
Rutland Charter Township, Precinct 2	-	-	-	-	-	-	-	-	-	-	-	-
Thornapple Township, Precinct 1	-	-	-	-	-	-	-	-	-	-	-	-
Thornapple Township, Precinct 2	-	-	-	-	-	-	-	-	-	-	-	-
Thornapple Township, Precinct 3	-	-	-	-	-	-	-	-	-	-	-	-
Woodland Township, Precinct 1	0	418	305	304	99.67%	1	0.33%	0	418	9	9	100.00%
Yankee Springs Township, Precinct 1	-	-	-	-	-	-	-	-	-	-	-	-
Yankee Springs Township, Precinct 2	-	-	-	-	-	-	-	-	-	-	-	-
City of Hastings, Ward 1, Precinct 1	-	-	-	-	-	-	-	-	-	-	-	-
City of Hastings, Ward 2, Precinct 2	-	-	-	-	-	-	-	-	-	-	-	-
City of Hastings, Ward 3, Precinct 3	-	-	-	-	-	-	-	-	-	-	-	-
City of Hastings, Ward 4, Precinct 4	-	-	-	-	-	-	-	-	-	-	-	-
Total	0	418	305	304	99.67%	1	0.33%	0	418	9	9	100.00%

Statement of Votes Cast
Barry County, MI
2016 General Primary
SOVC For Jurisdiction Wide, All Counters, All Races
Official Results

	REP Yank Spr Twp Supervisor								
	Reg. Voters	Times Counted	Total Votes	Mark W. Englerth (REP)		Paul Heystek (REP)		Write-In Votes	
Jurisdiction Wide									
Assyria Township, Precinct 1	-	-	-	-	-	-	-	-	-
Baltimore Township, Precinct 1	-	-	-	-	-	-	-	-	-
Barry Township, Precinct 1	-	-	-	-	-	-	-	-	-
Barry Township, Precinct 2	-	-	-	-	-	-	-	-	-
Carlton Township, Precinct 1	-	-	-	-	-	-	-	-	-
Castleton Township, Precinct 1	-	-	-	-	-	-	-	-	-
Hastings Charter Township, Precinct 1	-	-	-	-	-	-	-	-	-
Hope Township, Precinct 1	-	-	-	-	-	-	-	-	-
Irving Township, Precinct 1	-	-	-	-	-	-	-	-	-
Irving Township, Precinct 2	-	-	-	-	-	-	-	-	-
Johnstown Township, Precinct 1	-	-	-	-	-	-	-	-	-
Maple Grove Township, Precinct 1	-	-	-	-	-	-	-	-	-
Orangeville Township, Precinct 1	-	-	-	-	-	-	-	-	-
Prairieville Township, Precinct 1	-	-	-	-	-	-	-	-	-
Prairieville Township, Precinct 2	-	-	-	-	-	-	-	-	-
Rutland Charter Township, Precinct 1	-	-	-	-	-	-	-	-	-
Rutland Charter Township, Precinct 2	-	-	-	-	-	-	-	-	-
Thornapple Township, Precinct 1	-	-	-	-	-	-	-	-	-
Thornapple Township, Precinct 2	-	-	-	-	-	-	-	-	-
Thornapple Township, Precinct 3	-	-	-	-	-	-	-	-	-
Woodland Township, Precinct 1	-	-	-	-	-	-	-	-	-
Yankee Springs Township, Precinct 1	0	628	540	267	49.44%	273	50.56%	0	0.00%
Yankee Springs Township, Precinct 2	0	469	397	206	51.89%	190	47.86%	1	0.25%
City of Hastings, Ward 1, Precinct 1	-	-	-	-	-	-	-	-	-
City of Hastings, Ward 2, Precinct 2	-	-	-	-	-	-	-	-	-
City of Hastings, Ward 3, Precinct 3	-	-	-	-	-	-	-	-	-
City of Hastings, Ward 4, Precinct 4	-	-	-	-	-	-	-	-	-
Total	0	1097	937	473	50.48%	463	49.41%	1	0.11%

Statement of Votes Cast
Barry County, MI
2016 General Primary
SOVC For Jurisdiction Wide, All Counters, All Races
Official Results

	REP Yank Spr Twp Clerk								
	Reg. Voters	Times Counted	Total Votes	Janice C. Lippert (REP)		Thomas Wallace (REP)		Write-In Votes	
Jurisdiction Wide									
Assyria Township, Precinct 1	-	-	-	-	-	-	-	-	-
Baltimore Township, Precinct 1	-	-	-	-	-	-	-	-	-
Barry Township, Precinct 1	-	-	-	-	-	-	-	-	-
Barry Township, Precinct 2	-	-	-	-	-	-	-	-	-
Carlton Township, Precinct 1	-	-	-	-	-	-	-	-	-
Castleton Township, Precinct 1	-	-	-	-	-	-	-	-	-
Hastings Charter Township, Precinct 1	-	-	-	-	-	-	-	-	-
Hope Township, Precinct 1	-	-	-	-	-	-	-	-	-
Irving Township, Precinct 1	-	-	-	-	-	-	-	-	-
Irving Township, Precinct 2	-	-	-	-	-	-	-	-	-
Johnstown Township, Precinct 1	-	-	-	-	-	-	-	-	-
Maple Grove Township, Precinct 1	-	-	-	-	-	-	-	-	-
Orangeville Township, Precinct 1	-	-	-	-	-	-	-	-	-
Prairieville Township, Precinct 1	-	-	-	-	-	-	-	-	-
Prairieville Township, Precinct 2	-	-	-	-	-	-	-	-	-
Rutland Charter Township, Precinct 1	-	-	-	-	-	-	-	-	-
Rutland Charter Township, Precinct 2	-	-	-	-	-	-	-	-	-
Thornapple Township, Precinct 1	-	-	-	-	-	-	-	-	-
Thornapple Township, Precinct 2	-	-	-	-	-	-	-	-	-
Thornapple Township, Precinct 3	-	-	-	-	-	-	-	-	-
Woodland Township, Precinct 1	-	-	-	-	-	-	-	-	-
Yankee Springs Township, Precinct 1	0	628	522	349	66.86%	173	33.14%	0	0.00%
Yankee Springs Township, Precinct 2	0	469	390	218	55.90%	171	43.85%	1	0.26%
City of Hastings, Ward 1, Precinct 1	-	-	-	-	-	-	-	-	-
City of Hastings, Ward 2, Precinct 2	-	-	-	-	-	-	-	-	-
City of Hastings, Ward 3, Precinct 3	-	-	-	-	-	-	-	-	-
City of Hastings, Ward 4, Precinct 4	-	-	-	-	-	-	-	-	-
Total	0	1097	912	567	62.17%	344	37.72%	1	0.11%

Statement of Votes Cast
Barry County, MI
2016 General Primary
SOVC For Jurisdiction Wide, All Counters, All Races
Official Results

	REP Yank Spr Twp Treasurer						
	Reg. Voters	Times Counted	Total Votes	Alice M. Jansma (REP)		Write-In Votes	
Jurisdiction Wide							
Assyria Township, Precinct 1	-	-	-	-	-	-	-
Baltimore Township, Precinct 1	-	-	-	-	-	-	-
Barry Township, Precinct 1	-	-	-	-	-	-	-
Barry Township, Precinct 2	-	-	-	-	-	-	-
Carlton Township, Precinct 1	-	-	-	-	-	-	-
Castleton Township, Precinct 1	-	-	-	-	-	-	-
Hastings Charter Township, Precinct 1	-	-	-	-	-	-	-
Hope Township, Precinct 1	-	-	-	-	-	-	-
Irving Township, Precinct 1	-	-	-	-	-	-	-
Irving Township, Precinct 2	-	-	-	-	-	-	-
Johnstown Township, Precinct 1	-	-	-	-	-	-	-
Maple Grove Township, Precinct 1	-	-	-	-	-	-	-
Orangeville Township, Precinct 1	-	-	-	-	-	-	-
Prairieville Township, Precinct 1	-	-	-	-	-	-	-
Prairieville Township, Precinct 2	-	-	-	-	-	-	-
Rutland Charter Township, Precinct 1	-	-	-	-	-	-	-
Rutland Charter Township, Precinct 2	-	-	-	-	-	-	-
Thornapple Township, Precinct 1	-	-	-	-	-	-	-
Thornapple Township, Precinct 2	-	-	-	-	-	-	-
Thornapple Township, Precinct 3	-	-	-	-	-	-	-
Woodland Township, Precinct 1	-	-	-	-	-	-	-
Yankee Springs Township, Precinct 1	0	628	471	469	99.58%	2	0.42%
Yankee Springs Township, Precinct 2	0	469	340	338	99.41%	2	0.59%
City of Hastings, Ward 1, Precinct 1	-	-	-	-	-	-	-
City of Hastings, Ward 2, Precinct 2	-	-	-	-	-	-	-
City of Hastings, Ward 3, Precinct 3	-	-	-	-	-	-	-
City of Hastings, Ward 4, Precinct 4	-	-	-	-	-	-	-
Total	0	1097	811	807	99.51%	4	0.49%

Statement of Votes Cast
Barry County, MI
2016 General Primary
SOVC For Jurisdiction Wide, All Counters, All Races
Official Results

	REP Yank Spr Twp Trustee										
	Reg. Voters	Times Counted	Total Votes	Patrick M. Jansens (REP)		Roger Rottschafer (REP)		Shanon Vanden Berg (REP)		Jacob M. Welch (REP)	
Jurisdiction Wide											
Assyria Township, Precinct 1	-	-	-	-	-	-	-	-	-	-	-
Baltimore Township, Precinct 1	-	-	-	-	-	-	-	-	-	-	-
Barry Township, Precinct 1	-	-	-	-	-	-	-	-	-	-	-
Barry Township, Precinct 2	-	-	-	-	-	-	-	-	-	-	-
Carlton Township, Precinct 1	-	-	-	-	-	-	-	-	-	-	-
Castleton Township, Precinct 1	-	-	-	-	-	-	-	-	-	-	-
Hastings Charter Township, Precinct 1	-	-	-	-	-	-	-	-	-	-	-
Hope Township, Precinct 1	-	-	-	-	-	-	-	-	-	-	-
Irving Township, Precinct 1	-	-	-	-	-	-	-	-	-	-	-
Irving Township, Precinct 2	-	-	-	-	-	-	-	-	-	-	-
Johnstown Township, Precinct 1	-	-	-	-	-	-	-	-	-	-	-
Maple Grove Township, Precinct 1	-	-	-	-	-	-	-	-	-	-	-
Orangeville Township, Precinct 1	-	-	-	-	-	-	-	-	-	-	-
Prairieville Township, Precinct 1	-	-	-	-	-	-	-	-	-	-	-
Prairieville Township, Precinct 2	-	-	-	-	-	-	-	-	-	-	-
Rutland Charter Township, Precinct 1	-	-	-	-	-	-	-	-	-	-	-
Rutland Charter Township, Precinct 2	-	-	-	-	-	-	-	-	-	-	-
Thornapple Township, Precinct 1	-	-	-	-	-	-	-	-	-	-	-
Thornapple Township, Precinct 2	-	-	-	-	-	-	-	-	-	-	-
Thornapple Township, Precinct 3	-	-	-	-	-	-	-	-	-	-	-
Woodland Township, Precinct 1	-	-	-	-	-	-	-	-	-	-	-
Yankee Springs Township, Precinct 1	0	628	894	224	25.06%	275	30.76%	234	26.17%	160	17.90%
Yankee Springs Township, Precinct 2	0	469	629	149	23.69%	205	32.59%	186	29.57%	89	14.15%
City of Hastings, Ward 1, Precinct 1	-	-	-	-	-	-	-	-	-	-	-
City of Hastings, Ward 2, Precinct 2	-	-	-	-	-	-	-	-	-	-	-
City of Hastings, Ward 3, Precinct 3	-	-	-	-	-	-	-	-	-	-	-
City of Hastings, Ward 4, Precinct 4	-	-	-	-	-	-	-	-	-	-	-
Total	0	1097	1523	373	24.49%	480	31.52%	420	27.58%	249	16.35%

Statement of Votes Cast
Barry County, MI
2016 General Primary
SOVC For Jurisdiction Wide, All Counters, All Races
Official Results

	REP Yank Spr Twp Trustee	REP Yank Spr Twp Constable				REP C Hastings 1 Delegate			
	Write-In Votes	Reg. Voters	Times Counted	Total Votes	Write-In Votes	Reg. Voters	Times Counted	Total Votes	Write-In Votes
Jurisdiction Wide									
Assyria Township, Precinct 1	-	-	-	-	-	-	-	-	-
Baltimore Township, Precinct 1	-	-	-	-	-	-	-	-	-
Barry Township, Precinct 1	-	-	-	-	-	-	-	-	-
Barry Township, Precinct 2	-	-	-	-	-	-	-	-	-
Carlton Township, Precinct 1	-	-	-	-	-	-	-	-	-
Castleton Township, Precinct 1	-	-	-	-	-	-	-	-	-
Hastings Charter Township, Precinct 1	-	-	-	-	-	-	-	-	-
Hope Township, Precinct 1	-	-	-	-	-	-	-	-	-
Irving Township, Precinct 1	-	-	-	-	-	-	-	-	-
Irving Township, Precinct 2	-	-	-	-	-	-	-	-	-
Johnstown Township, Precinct 1	-	-	-	-	-	-	-	-	-
Maple Grove Township, Precinct 1	-	-	-	-	-	-	-	-	-
Orangeville Township, Precinct 1	-	-	-	-	-	-	-	-	-
Prairieville Township, Precinct 1	-	-	-	-	-	-	-	-	-
Prairieville Township, Precinct 2	-	-	-	-	-	-	-	-	-
Rutland Charter Township, Precinct 1	-	-	-	-	-	-	-	-	-
Rutland Charter Township, Precinct 2	-	-	-	-	-	-	-	-	-
Thornapple Township, Precinct 1	-	-	-	-	-	-	-	-	-
Thornapple Township, Precinct 2	-	-	-	-	-	-	-	-	-
Thornapple Township, Precinct 3	-	-	-	-	-	-	-	-	-
Woodland Township, Precinct 1	-	-	-	-	-	-	-	-	-
Yankee Springs Township, Precinct 1	1 0.11%	0	628	16	16 100.00%	-	-	-	-
Yankee Springs Township, Precinct 2	0 0.00%	0	469	17	17 100.00%	-	-	-	-
City of Hastings, Ward 1, Precinct 1	-	-	-	-	-	0	457	16	16 100.00%
City of Hastings, Ward 2, Precinct 2	-	-	-	-	-	-	-	-	-
City of Hastings, Ward 3, Precinct 3	-	-	-	-	-	-	-	-	-
City of Hastings, Ward 4, Precinct 4	-	-	-	-	-	-	-	-	-
Total	1 0.07%	0	1097	33	33 100.00%	0	457	16	16 100.00%

Statement of Votes Cast
Barry County, MI
2016 General Primary
SOVC For Jurisdiction Wide, All Counters, All Races
Official Results

	REP C Hastings 2 Delegate					REP C Hastings 3 Delegate						
	Reg. Voters	Times Counted	Total Votes	Write-In Votes		Reg. Voters	Times Counted	Total Votes	Brian J. Shumway (REP)		Write-In Votes	
Jurisdiction Wide												
Assyria Township, Precinct 1	-	-	-	-		-	-	-	-		-	
Baltimore Township, Precinct 1	-	-	-	-		-	-	-	-		-	
Barry Township, Precinct 1	-	-	-	-		-	-	-	-		-	
Barry Township, Precinct 2	-	-	-	-		-	-	-	-		-	
Carlton Township, Precinct 1	-	-	-	-		-	-	-	-		-	
Castleton Township, Precinct 1	-	-	-	-		-	-	-	-		-	
Hastings Charter Township, Precinct 1	-	-	-	-		-	-	-	-		-	
Hope Township, Precinct 1	-	-	-	-		-	-	-	-		-	
Irving Township, Precinct 1	-	-	-	-		-	-	-	-		-	
Irving Township, Precinct 2	-	-	-	-		-	-	-	-		-	
Johnstown Township, Precinct 1	-	-	-	-		-	-	-	-		-	
Maple Grove Township, Precinct 1	-	-	-	-		-	-	-	-		-	
Orangeville Township, Precinct 1	-	-	-	-		-	-	-	-		-	
Prairieville Township, Precinct 1	-	-	-	-		-	-	-	-		-	
Prairieville Township, Precinct 2	-	-	-	-		-	-	-	-		-	
Rutland Charter Township, Precinct 1	-	-	-	-		-	-	-	-		-	
Rutland Charter Township, Precinct 2	-	-	-	-		-	-	-	-		-	
Thornapple Township, Precinct 1	-	-	-	-		-	-	-	-		-	
Thornapple Township, Precinct 2	-	-	-	-		-	-	-	-		-	
Thornapple Township, Precinct 3	-	-	-	-		-	-	-	-		-	
Woodland Township, Precinct 1	-	-	-	-		-	-	-	-		-	
Yankee Springs Township, Precinct 1	-	-	-	-		-	-	-	-		-	
Yankee Springs Township, Precinct 2	-	-	-	-		-	-	-	-		-	
City of Hastings, Ward 1, Precinct 1	-	-	-	-		-	-	-	-		-	
City of Hastings, Ward 2, Precinct 2	0	271	19	19	100.00%	-	-	-	-		-	
City of Hastings, Ward 3, Precinct 3	-	-	-	-		0	302	152	140	92.11%	12	7.89%
City of Hastings, Ward 4, Precinct 4	-	-	-	-		-	-	-	-		-	
Total	0	271	19	19	100.00%	0	302	152	140	92.11%	12	7.89%

Statement of Votes Cast
Barry County, MI
2016 General Primary
SOVC For Jurisdiction Wide, All Counters, All Races
Official Results

	REP C Hastings 4 Delegate				
	Reg. Voters	Times Counted	Total Votes	Write-In Votes	
Jurisdiction Wide					
Assyria Township, Precinct 1	-	-	-	-	-
Baltimore Township, Precinct 1	-	-	-	-	-
Barry Township, Precinct 1	-	-	-	-	-
Barry Township, Precinct 2	-	-	-	-	-
Carlton Township, Precinct 1	-	-	-	-	-
Castleton Township, Precinct 1	-	-	-	-	-
Hastings Charter Township, Precinct 1	-	-	-	-	-
Hope Township, Precinct 1	-	-	-	-	-
Irving Township, Precinct 1	-	-	-	-	-
Irving Township, Precinct 2	-	-	-	-	-
Johnstown Township, Precinct 1	-	-	-	-	-
Maple Grove Township, Precinct 1	-	-	-	-	-
Orangeville Township, Precinct 1	-	-	-	-	-
Prairieville Township, Precinct 1	-	-	-	-	-
Prairieville Township, Precinct 2	-	-	-	-	-
Rutland Charter Township, Precinct 1	-	-	-	-	-
Rutland Charter Township, Precinct 2	-	-	-	-	-
Thornapple Township, Precinct 1	-	-	-	-	-
Thornapple Township, Precinct 2	-	-	-	-	-
Thornapple Township, Precinct 3	-	-	-	-	-
Woodland Township, Precinct 1	-	-	-	-	-
Yankee Springs Township, Precinct 1	-	-	-	-	-
Yankee Springs Township, Precinct 2	-	-	-	-	-
City of Hastings, Ward 1, Precinct 1	-	-	-	-	-
City of Hastings, Ward 2, Precinct 2	-	-	-	-	-
City of Hastings, Ward 3, Precinct 3	-	-	-	-	-
City of Hastings, Ward 4, Precinct 4	0	470	89	89	100.00%
Total	0	470	89	89	100.00%

Statement of Votes Cast
Barry County, MI
2016 General Primary
SOVC For Jurisdiction Wide, All Counters, All Races
Official Results

	REP Assyria 1 Delegate											
	Reg. Voters	Times Counted	Total Votes	Kent Bass (REP)		Heather Lynn Wing (REP)		Thomas Jason Wing (REP)		Write-In Votes	
Jurisdiction Wide											
Assyria Township, Precinct 1	0	296	541	186	34.38%	178	32.90%	174	32.16%	3	0.55%
Baltimore Township, Precinct 1	-	-	-	-	-	-	-	-	-	-	-
Barry Township, Precinct 1	-	-	-	-	-	-	-	-	-	-	-
Barry Township, Precinct 2	-	-	-	-	-	-	-	-	-	-	-
Carlton Township, Precinct 1	-	-	-	-	-	-	-	-	-	-	-
Castleton Township, Precinct 1	-	-	-	-	-	-	-	-	-	-	-
Hastings Charter Township, Precinct 1	-	-	-	-	-	-	-	-	-	-	-
Hope Township, Precinct 1	-	-	-	-	-	-	-	-	-	-	-
Irving Township, Precinct 1	-	-	-	-	-	-	-	-	-	-	-
Irving Township, Precinct 2	-	-	-	-	-	-	-	-	-	-	-
Johnstown Township, Precinct 1	-	-	-	-	-	-	-	-	-	-	-
Maple Grove Township, Precinct 1	-	-	-	-	-	-	-	-	-	-	-
Orangeville Township, Precinct 1	-	-	-	-	-	-	-	-	-	-	-
Prairieville Township, Precinct 1	-	-	-	-	-	-	-	-	-	-	-
Prairieville Township, Precinct 2	-	-	-	-	-	-	-	-	-	-	-
Rutland Charter Township, Precinct 1	-	-	-	-	-	-	-	-	-	-	-
Rutland Charter Township, Precinct 2	-	-	-	-	-	-	-	-	-	-	-
Thornapple Township, Precinct 1	-	-	-	-	-	-	-	-	-	-	-
Thornapple Township, Precinct 2	-	-	-	-	-	-	-	-	-	-	-
Thornapple Township, Precinct 3	-	-	-	-	-	-	-	-	-	-	-
Woodland Township, Precinct 1	-	-	-	-	-	-	-	-	-	-	-
Yankee Springs Township, Precinct 1	-	-	-	-	-	-	-	-	-	-	-
Yankee Springs Township, Precinct 2	-	-	-	-	-	-	-	-	-	-	-
City of Hastings, Ward 1, Precinct 1	-	-	-	-	-	-	-	-	-	-	-
City of Hastings, Ward 2, Precinct 2	-	-	-	-	-	-	-	-	-	-	-
City of Hastings, Ward 3, Precinct 3	-	-	-	-	-	-	-	-	-	-	-
City of Hastings, Ward 4, Precinct 4	-	-	-	-	-	-	-	-	-	-	-
Total	0	296	541	186	34.38%	178	32.90%	174	32.16%	3	0.55%

Statement of Votes Cast
Barry County, MI
2016 General Primary
SOVC For Jurisdiction Wide, All Counters, All Races
Official Results

	REP Baltimore 1 Delegate								
	Reg. Voters	Times Counted	Total Votes	Carolyn M. Worth (REP)		Gordon L. Wnrth (REP)		Write-In Votes	
Jurisdiction Wide									
Assyria Township, Precinct 1	-	-	-	-	-	-	-	-	-
Baltimore Township, Precinct 1	0	442	420	219	52.14%	197	46.90%	4	0.95%
Barry Township, Precinct 1	-	-	-	-	-	-	-	-	-
Barry Township, Precinct 2	-	-	-	-	-	-	-	-	-
Carlton Township, Precinct 1	-	-	-	-	-	-	-	-	-
Castleton Township, Precinct 1	-	-	-	-	-	-	-	-	-
Hastings Charter Township, Precinct 1	-	-	-	-	-	-	-	-	-
Hope Township, Precinct 1	-	-	-	-	-	-	-	-	-
Irving Township, Precinct 1	-	-	-	-	-	-	-	-	-
Irving Township, Precinct 2	-	-	-	-	-	-	-	-	-
Johnstown Township, Precinct 1	-	-	-	-	-	-	-	-	-
Maple Grove Township, Precinct 1	-	-	-	-	-	-	-	-	-
Orangeville Township, Precinct 1	-	-	-	-	-	-	-	-	-
Prairieville Township, Precinct 1	-	-	-	-	-	-	-	-	-
Prairieville Township, Precinct 2	-	-	-	-	-	-	-	-	-
Rutland Charter Township, Precinct 1	-	-	-	-	-	-	-	-	-
Rutland Charter Township, Precinct 2	-	-	-	-	-	-	-	-	-
Thornapple Township, Precinct 1	-	-	-	-	-	-	-	-	-
Thornapple Township, Precinct 2	-	-	-	-	-	-	-	-	-
Thornapple Township, Precinct 3	-	-	-	-	-	-	-	-	-
Woodland Township, Precinct 1	-	-	-	-	-	-	-	-	-
Yankee Springs Township, Precinct 1	-	-	-	-	-	-	-	-	-
Yankee Springs Township, Precinct 2	-	-	-	-	-	-	-	-	-
City of Hastings, Ward 1, Precinct 1	-	-	-	-	-	-	-	-	-
City of Hastings, Ward 2, Precinct 2	-	-	-	-	-	-	-	-	-
City of Hastings, Ward 3, Precinct 3	-	-	-	-	-	-	-	-	-
City of Hastings, Ward 4, Precinct 4	-	-	-	-	-	-	-	-	-
Total	0	442	420	219	52.14%	197	46.90%	4	0.95%

Statement of Votes Cast
Barry County, MI
2016 General Primary
SOVC For Jurisdiction Wide, All Counters, All Races
Official Results

	REP Barry 1 Delegate						
	Reg. Voters	Times Counted	Total Votes	Kevin Albert McWatt (REP)		Write-In Votes	
Jurisdiction Wide							
Assyria Township, Precinct 1	-	-	-	-	-	-	-
Baltimore Township, Precinct 1	-	-	-	-	-	-	-
Barry Township, Precinct 1	0	227	150	150	100.00%	0	0.00%
Barry Township, Precinct 2	-	-	-	-	-	-	-
Carlton Township, Precinct 1	-	-	-	-	-	-	-
Castleton Township, Precinct 1	-	-	-	-	-	-	-
Hastings Charter Township, Precinct 1	-	-	-	-	-	-	-
Hope Township, Precinct 1	-	-	-	-	-	-	-
Irving Township, Precinct 1	-	-	-	-	-	-	-
Irving Township, Precinct 2	-	-	-	-	-	-	-
Johnstown Township, Precinct 1	-	-	-	-	-	-	-
Maple Grove Township, Precinct 1	-	-	-	-	-	-	-
Orangeville Township, Precinct 1	-	-	-	-	-	-	-
Prairieville Township, Precinct 1	-	-	-	-	-	-	-
Prairieville Township, Precinct 2	-	-	-	-	-	-	-
Rutland Charter Township, Precinct 1	-	-	-	-	-	-	-
Rutland Charter Township, Precinct 2	-	-	-	-	-	-	-
Thornapple Township, Precinct 1	-	-	-	-	-	-	-
Thornapple Township, Precinct 2	-	-	-	-	-	-	-
Thornapple Township, Precinct 3	-	-	-	-	-	-	-
Woodland Township, Precinct 1	-	-	-	-	-	-	-
Yankee Springs Township, Precinct 1	-	-	-	-	-	-	-
Yankee Springs Township, Precinct 2	-	-	-	-	-	-	-
City of Hastings, Ward 1, Precinct 1	-	-	-	-	-	-	-
City of Hastings, Ward 2, Precinct 2	-	-	-	-	-	-	-
City of Hastings, Ward 3, Precinct 3	-	-	-	-	-	-	-
City of Hastings, Ward 4, Precinct 4	-	-	-	-	-	-	-
Total	0	227	150	150	100.00%	0	0.00%

Statement of Votes Cast
Barry County, MI
2016 General Primary
SOVC For Jurisdiction Wide, All Counters, All Races
Official Results

	REP Barry 2 Delegate										
	Reg. Voters	Times Counted	Total Votes	Michael Chamberlain (REP)		Teri Enrietti (REP)		Carol Price (REP)		Robert N. Price (REP)	
Jurisdiction Wide											
Assyria Township, Precinct 1	-	-	-	-	-	-	-	-	-	-	-
Baltimore Township, Precinct 1	-	-	-	-	-	-	-	-	-	-	-
Barry Township, Precinct 1	-	-	-	-	-	-	-	-	-	-	-
Barry Township, Precinct 2	0	441	894	257	28.75%	203	22.71%	223	24.94%	205	22.93%
Carlton Township, Precinct 1	-	-	-	-	-	-	-	-	-	-	-
Castleton Township, Precinct 1	-	-	-	-	-	-	-	-	-	-	-
Hastings Charter Township, Precinct 1	-	-	-	-	-	-	-	-	-	-	-
Hope Township, Precinct 1	-	-	-	-	-	-	-	-	-	-	-
Irving Township, Precinct 1	-	-	-	-	-	-	-	-	-	-	-
Irving Township, Precinct 2	-	-	-	-	-	-	-	-	-	-	-
Johnstown Township, Precinct 1	-	-	-	-	-	-	-	-	-	-	-
Maple Grove Township, Precinct 1	-	-	-	-	-	-	-	-	-	-	-
Orangeville Township, Precinct 1	-	-	-	-	-	-	-	-	-	-	-
Prairieville Township, Precinct 1	-	-	-	-	-	-	-	-	-	-	-
Prairieville Township, Precinct 2	-	-	-	-	-	-	-	-	-	-	-
Rutland Charter Township, Precinct 1	-	-	-	-	-	-	-	-	-	-	-
Rutland Charter Township, Precinct 2	-	-	-	-	-	-	-	-	-	-	-
Thornapple Township, Precinct 1	-	-	-	-	-	-	-	-	-	-	-
Thornapple Township, Precinct 2	-	-	-	-	-	-	-	-	-	-	-
Thornapple Township, Precinct 3	-	-	-	-	-	-	-	-	-	-	-
Woodland Township, Precinct 1	-	-	-	-	-	-	-	-	-	-	-
Yankee Springs Township, Precinct 1	-	-	-	-	-	-	-	-	-	-	-
Yankee Springs Township, Precinct 2	-	-	-	-	-	-	-	-	-	-	-
City of Hastings, Ward 1, Precinct 1	-	-	-	-	-	-	-	-	-	-	-
City of Hastings, Ward 2, Precinct 2	-	-	-	-	-	-	-	-	-	-	-
City of Hastings, Ward 3, Precinct 3	-	-	-	-	-	-	-	-	-	-	-
City of Hastings, Ward 4, Precinct 4	-	-	-	-	-	-	-	-	-	-	-
Total	0	441	894	257	28.75%	203	22.71%	223	24.94%	205	22.93%

Statement of Votes Cast
Barry County, MI
2016 General Primary
SOVC For Jurisdiction Wide, All Counters, All Races
Official Results

	REP Barry 2 Delegate Write-In Votes	
Jurisdiction Wide		
Assyria Township, Precinct 1	-	-
Baltimore Township, Precinct 1	-	-
Barry Township, Precinct 1	-	-
Barry Township, Precinct 2	6	0.67%
Carlton Township, Precinct 1	-	-
Castleton Township, Precinct 1	-	-
Hastings Charter Township, Precinct 1	-	-
Hope Towoship, Precinct 1	-	-
Irving Township, Precinct 1	-	-
Irving Township, Precinct 2	-	-
Johnstown Township, Precinct 1	-	-
Maple Grove Township, Precinct 1	-	-
Orangeville Township, Precinct 1	-	-
Prairieville Township, Precinct 1	-	-
Prairieville Township, Precinct 2	-	-
Rutland Charter Township, Precinct 1	-	-
Rutland Charter Township, Precinct 2	-	-
Thornapple Township, Precinct 1	-	-
Thornapple Township, Precinct 2	-	-
Thornapple Township, Precinct 3	-	-
Woodland Township, Precinct 1	-	-
Yankee Springs Township, Precinct 1	-	-
Yankee Springs Township, Precinct 2	-	-
City of Hastiogs, Ward 1, Precinct 1	-	-
City of Hastings, Ward 2, Precinct 2	-	-
City of Hastings, Ward 3, Precinct 3	-	-
City of Hastings, Ward 4, Precinct 4	-	-
Total	6	0.67%

Statement of Votes Cast
Barry County, MI
2016 General Primary
SOVC For Jurisdiction Wide, All Counters, All Races
Official Results

	REP Carlton 1 Delegate										
	Reg. Voters	Times Counted	Total Votes	Larry A. Bass (REP)		Lorna Brecheisen (REP)		Elden Shellenbarger (REP)		Write-In Votes	
Jurisdiction Wide											
Assyria Township, Precinct 1	-	-	-	-	-	-	-	-	-	-	-
Baltimore Township, Precinct 1	-	-	-	-	-	-	-	-	-	-	-
Barry Township, Precinct 1	-	-	-	-	-	-	-	-	-	-	-
Barry Township, Precinct 2	-	-	-	-	-	-	-	-	-	-	-
Carlton Township, Precinct 1	0	680	836	292	34.93%	273	32.66%	255	30.50%	16	1.91%
Castleton Township, Precinct 1	-	-	-	-	-	-	-	-	-	-	-
Hastings Charter Township, Precinct 1	-	-	-	-	-	-	-	-	-	-	-
Hope Township, Precinct 1	-	-	-	-	-	-	-	-	-	-	-
Irving Township, Precinct 1	-	-	-	-	-	-	-	-	-	-	-
Irving Township, Precinct 2	-	-	-	-	-	-	-	-	-	-	-
Johnstown Township, Precinct 1	-	-	-	-	-	-	-	-	-	-	-
Maple Grove Township, Precinct 1	-	-	-	-	-	-	-	-	-	-	-
Orangeville Township, Precinct 1	-	-	-	-	-	-	-	-	-	-	-
Prairieville Township, Precinct 1	-	-	-	-	-	-	-	-	-	-	-
Prairieville Township, Precinct 2	-	-	-	-	-	-	-	-	-	-	-
Rutland Charter Township, Precinct 1	-	-	-	-	-	-	-	-	-	-	-
Rutland Charter Township, Precinct 2	-	-	-	-	-	-	-	-	-	-	-
Thornapple Township, Precinct 1	-	-	-	-	-	-	-	-	-	-	-
Thornapple Township, Precinct 2	-	-	-	-	-	-	-	-	-	-	-
Thornapple Township, Precinct 3	-	-	-	-	-	-	-	-	-	-	-
Woodland Township, Precinct 1	-	-	-	-	-	-	-	-	-	-	-
Yankee Springs Township, Precinct 1	-	-	-	-	-	-	-	-	-	-	-
Yankee Springs Township, Precinct 2	-	-	-	-	-	-	-	-	-	-	-
City of Hastings, Ward 1, Precinct 1	-	-	-	-	-	-	-	-	-	-	-
City of Hastings, Ward 2, Precinct 2	-	-	-	-	-	-	-	-	-	-	-
City of Hastings, Ward 3, Precinct 3	-	-	-	-	-	-	-	-	-	-	-
City of Hastings, Ward 4, Precinct 4	-	-	-	-	-	-	-	-	-	-	-
Total	0	680	836	292	34.93%	273	32.66%	255	30.50%	16	1.91%

Statement of Votes Cast
Barry County, MI
2016 General Primary
SOVC For Jurisdiction Wide, All Counters, All Races
Official Results

	REP Castleton 1 Delegate				
	Reg. Voters	Times Counted	Total Votes	Write-In Votes	
Jurisdiction Wide					
Assyria Township, Precinct 1	-	-	-	-	-
Baltimore Township, Precinct 1	-	-	-	-	-
Barry Township, Precinct 1	-	-	-	-	-
Barry Township, Precinct 2	-	-	-	-	-
Carlton Township, Precinct 1	-	-	-	-	-
Castleton Township, Precinct 1	0	523	18	18	100.00%
Hastings Charter Township, Precinct 1	-	-	-	-	-
Hope Township, Precinct 1	-	-	-	-	-
Irving Township, Precinct 1	-	-	-	-	-
Irving Township, Precinct 2	-	-	-	-	-
Johnstown Township, Precinct 1	-	-	-	-	-
Maple Grove Township, Precinct 1	-	-	-	-	-
Orangeville Township, Precinct 1	-	-	-	-	-
Prairieville Township, Precinct 1	-	-	-	-	-
Prairieville Township, Precinct 2	-	-	-	-	-
Rutland Charter Township, Precinct 1	-	-	-	-	-
Rutland Charter Township, Precinct 2	-	-	-	-	-
Thornapple Township, Precinct 1	-	-	-	-	-
Thornapple Township, Precinct 2	-	-	-	-	-
Thornapple Township, Precinct 3	-	-	-	-	-
Woodland Township, Precinct 1	-	-	-	-	-
Yankee Springs Township, Precinct 1	-	-	-	-	-
Yankee Springs Township, Precinct 2	-	-	-	-	-
City of Hastings, Ward 1, Precinct 1	-	-	-	-	-
City of Hastings, Ward 2, Precinct 2	-	-	-	-	-
City of Hastings, Ward 3, Precinct 3	-	-	-	-	-
City of Hastings, Ward 4, Precinct 4	-	-	-	-	-
Total	0	523	18	18	100.00%

Statement of Votes Cast
Barry County, MI
2016 General Primary
SOVC For Jurisdiction Wide, All Counters, All Races
Official Results

	REP Hastings Cht 1 Delegate								
	Reg. Voters	Times Counted	Total Votes	Linda S. Vanderboegh (REP)		Robert Vanderboegh (REP)		Write-In Votes	
Jurisdiction Wide									
Assyria Township, Precinct 1	-	-	-	-	-	-	-	-	-
Baltimore Township, Precinct 1	-	-	-	-	-	-	-	-	-
Barry Township, Precinct 1	-	-	-	-	-	-	-	-	-
Barry Township, Precinct 2	-	-	-	-	-	-	-	-	-
Carlton Township, Precinct 1	-	-	-	-	-	-	-	-	-
Castleton Township, Precinct 1	-	-	-	-	-	-	-	-	-
Hastings Charter Township, Precinct 1	0	792	795	405	50.94%	376	47.30%	14	1.76%
Hope Township, Precinct 1	-	-	-	-	-	-	-	-	-
Irving Township, Precinct 1	-	-	-	-	-	-	-	-	-
Irving Township, Precinct 2	-	-	-	-	-	-	-	-	-
Johnstown Township, Precinct 1	-	-	-	-	-	-	-	-	-
Maple Grove Township, Precinct 1	-	-	-	-	-	-	-	-	-
Orangeville Township, Precinct 1	-	-	-	-	-	-	-	-	-
Prairieville Township, Precinct 1	-	-	-	-	-	-	-	-	-
Prairieville Township, Precinct 2	-	-	-	-	-	-	-	-	-
Rutland Charter Township, Precinct 1	-	-	-	-	-	-	-	-	-
Rutland Charter Township, Precinct 2	-	-	-	-	-	-	-	-	-
Thornapple Township, Precinct 1	-	-	-	-	-	-	-	-	-
Thornapple Township, Precinct 2	-	-	-	-	-	-	-	-	-
Thornapple Township, Precinct 3	-	-	-	-	-	-	-	-	-
Woodland Township, Precinct 1	-	-	-	-	-	-	-	-	-
Yankee Springs Township, Precinct 1	-	-	-	-	-	-	-	-	-
Yankee Springs Township, Precinct 2	-	-	-	-	-	-	-	-	-
City of Hastings, Ward 1, Precinct 1	-	-	-	-	-	-	-	-	-
City of Hastings, Ward 2, Precinct 2	-	-	-	-	-	-	-	-	-
City of Hastings, Ward 3, Precinct 3	-	-	-	-	-	-	-	-	-
City of Hastings, Ward 4, Precinct 4	-	-	-	-	-	-	-	-	-
Total	0	792	795	405	50.94%	376	47.30%	14	1.76%

Statement of Votes Cast
Barry County, MI
2016 General Primary
SOVC For Jurisdiction Wide, All Counters, All Races
Official Results

	REP Hope 1 Delegate										
	Reg. Voters	Times Counted	Total Votes	Thomas Boers (REP)		Francine Haines (REP)		Alice Hunt (REP)		Roger Pashby (REP)	
Jurisdiction Wide											
Assyria Township, Precinct 1	-	-	-	-	-	-	-	-	-	-	-
Baltimore Township, Precinct 1	-	-	-	-	-	-	-	-	-	-	-
Barry Township, Precinct 1	-	-	-	-	-	-	-	-	-	-	-
Barry Township, Precinct 2	-	-	-	-	-	-	-	-	-	-	-
Carlton Township, Precinct 1	-	-	-	-	-	-	-	-	-	-	-
Castleton Township, Precinct 1	-	-	-	-	-	-	-	-	-	-	-
Hastings Charter Township, Precinct 1	-	-	-	-	-	-	-	-	-	-	-
Hope Township, Precinct 1	0	773	1216	283	23.27%	272	22.37%	362	29.77%	293	24.10%
Irving Township, Precinct 1	-	-	-	-	-	-	-	-	-	-	-
Irving Township, Precinct 2	-	-	-	-	-	-	-	-	-	-	-
Johnstown Township, Precinct 1	-	-	-	-	-	-	-	-	-	-	-
Maple Grove Township, Precinct 1	-	-	-	-	-	-	-	-	-	-	-
Orangeville Township, Precinct 1	-	-	-	-	-	-	-	-	-	-	-
Prairieville Township, Precinct 1	-	-	-	-	-	-	-	-	-	-	-
Prairieville Township, Precinct 2	-	-	-	-	-	-	-	-	-	-	-
Rutland Charter Township, Precinct 1	-	-	-	-	-	-	-	-	-	-	-
Rutland Charter Township, Precinct 2	-	-	-	-	-	-	-	-	-	-	-
Thornapple Township, Precinct 1	-	-	-	-	-	-	-	-	-	-	-
Thornapple Township, Precinct 2	-	-	-	-	-	-	-	-	-	-	-
Thornapple Township, Precinct 3	-	-	-	-	-	-	-	-	-	-	-
Woodland Township, Precinct 1	-	-	-	-	-	-	-	-	-	-	-
Yankee Springs Township, Precinct 1	-	-	-	-	-	-	-	-	-	-	-
Yankee Springs Township, Precinct 2	-	-	-	-	-	-	-	-	-	-	-
City of Hastings, Ward 1, Precinct 1	-	-	-	-	-	-	-	-	-	-	-
City of Hastings, Ward 2, Precinct 2	-	-	-	-	-	-	-	-	-	-	-
City of Hastings, Ward 3, Precinct 3	-	-	-	-	-	-	-	-	-	-	-
City of Hastings, Ward 4, Precinct 4	-	-	-	-	-	-	-	-	-	-	-
Total	0	773	1216	283	23.27%	272	22.37%	362	29.77%	293	24.10%

Statement of Votes Cast
Barry County, MI
2016 General Primary
SOVC For Jurisdiction Wide, All Counters, All Races
Official Results

	REP Hope 1 Delegate		REP Irving 1 Delegate				
	Write-In Votes		Reg. Voters	Times Counted	Total Votes	Write-In Votes	
Jurisdiction Wide							
Assyria Township, Precinct 1	-	-	-	-	-	-	-
Baltimore Township, Precinct 1	-	-	-	-	-	-	-
Barry Township, Precinct 1	-	-	-	-	-	-	-
Barry Township, Precinct 2	-	-	-	-	-	-	-
Carlton Township, Precinct 1	-	-	-	-	-	-	-
Castleton Township, Precinct 1	-	-	-	-	-	-	-
Hastings Charter Township, Precinct 1	-	-	-	-	-	-	-
Hope Township, Precinct 1	6	0.49%	-	-	-	-	-
Irving Township, Precinct 1	-	-	0	209	9	9	100.00%
Irving Township, Precinct 2	-	-	-	-	-	-	-
Johnstown Township, Precinct 1	-	-	-	-	-	-	-
Maple Grove Township, Precinct 1	-	-	-	-	-	-	-
Orangeville Township, Precinct 1	-	-	-	-	-	-	-
Prairieville Township, Precinct 1	-	-	-	-	-	-	-
Prairieville Township, Precinct 2	-	-	-	-	-	-	-
Rutland Charter Township, Precinct 1	-	-	-	-	-	-	-
Rutland Charter Township, Precinct 2	-	-	-	-	-	-	-
Thornapple Township, Precinct 1	-	-	-	-	-	-	-
Thornapple Township, Precinct 2	-	-	-	-	-	-	-
Thornapple Township, Precinct 3	-	-	-	-	-	-	-
Woodland Township, Precinct 1	-	-	-	-	-	-	-
Yankee Springs Township, Precinct 1	-	-	-	-	-	-	-
Yankee Springs Township, Precinct 2	-	-	-	-	-	-	-
City of Hastings, Ward 1, Precinct 1	-	-	-	-	-	-	-
City of Hastings, Ward 2, Precinct 2	-	-	-	-	-	-	-
City of Hastings, Ward 3, Precinct 3	-	-	-	-	-	-	-
City of Hastings, Ward 4, Precinct 4	-	-	-	-	-	-	-
Total	6	0.49%	0	209	9	9	100.00%

Statement of Votes Cast
Barry County, MI
2016 General Primary
SOVC For Jurisdiction Wide, All Counters, All Races
Official Results

	REP Irving 2 Delegate								
	Reg. Voters	Times Counted	Total Votes	April Ogrodzinski (REP)		Martin Ogrodzinski (REP)		Write-In Votes	
Jurisdiction Wide									
Assyria Township, Precinct 1	-	-	-	-	-	-	-	-	-
Baltimore Township, Precinct 1	-	-	-	-	-	-	-	-	-
Barry Township, Precinct 1	-	-	-	-	-	-	-	-	-
Barry Township, Precinct 2	-	-	-	-	-	-	-	-	-
Carlton Township, Precinct 1	-	-	-	-	-	-	-	-	-
Castleton Township, Precinct 1	-	-	-	-	-	-	-	-	-
Hastings Charter Township, Precinct 1	-	-	-	-	-	-	-	-	-
Hope Township, Precinct 1	-	-	-	-	-	-	-	-	-
Irving Township, Precinct 1	-	-	-	-	-	-	-	-	-
Irving Township, Precinct 2	0	559	594	301	50.67%	278	46.80%	15	2.53%
Johnstown Township, Precinct 1	-	-	-	-	-	-	-	-	-
Maple Grove Township, Precinct 1	-	-	-	-	-	-	-	-	-
Orangeville Township, Precinct 1	-	-	-	-	-	-	-	-	-
Prairieville Township, Precinct 1	-	-	-	-	-	-	-	-	-
Prairieville Township, Precinct 2	-	-	-	-	-	-	-	-	-
Rutland Charter Township, Precinct 1	-	-	-	-	-	-	-	-	-
Rutland Charter Township, Precinct 2	-	-	-	-	-	-	-	-	-
Thornapple Township, Precinct 1	-	-	-	-	-	-	-	-	-
Thornapple Township, Precinct 2	-	-	-	-	-	-	-	-	-
Thornapple Township, Precinct 3	-	-	-	-	-	-	-	-	-
Woodland Township, Precinct 1	-	-	-	-	-	-	-	-	-
Yankee Springs Township, Precinct 1	-	-	-	-	-	-	-	-	-
Yankee Springs Township, Precinct 2	-	-	-	-	-	-	-	-	-
City of Hastings, Ward 1, Precinct 1	-	-	-	-	-	-	-	-	-
City of Hastings, Ward 2, Precinct 2	-	-	-	-	-	-	-	-	-
City of Hastings, Ward 3, Precinct 3	-	-	-	-	-	-	-	-	-
City of Hastings, Ward 4, Precinct 4	-	-	-	-	-	-	-	-	-
Total	0	559	594	301	50.67%	278	46.80%	15	2.53%

Statement of Votes Cast
Barry County, MI
2016 General Primary
SOVC For Jurisdiction Wide, All Counters, All Races
Official Results

	REP Johnstown 1 Delegate										
	Reg. Voters	Times Counted	Total Votes	Robert O. Dirmeyer (REP)		Dave Mulvaine (REP)		Diane T. Mulvaine (REP)		Cliff Ward (REP)	
Jurisdiction Wide											
Assyria Township, Precinct 1	-	-	-	-	-	-	-	-	-	-	-
Baltimore Township, Precinct 1	-	-	-	-	-	-	-	-	-	-	-
Barry Township, Precinct 1	-	-	-	-	-	-	-	-	-	-	-
Barry Township, Precinct 2	-	-	-	-	-	-	-	-	-	-	-
Carlton Township, Precinct 1	-	-	-	-	-	-	-	-	-	-	-
Castleton Township, Precinct 1	-	-	-	-	-	-	-	-	-	-	-
Hastings Charter Township, Precinct 1	-	-	-	-	-	-	-	-	-	-	-
Hope Township, Precinct 1	-	-	-	-	-	-	-	-	-	-	-
Irving Township, Precinct 1	-	-	-	-	-	-	-	-	-	-	-
Irving Township, Precinct 2	-	-	-	-	-	-	-	-	-	-	-
Johnstown Township, Precinct 1	0	559	1205	259	21.49%	220	18.26%	221	18.34%	239	19.83%
Maple Grove Township, Precinct 1	-	-	-	-	-	-	-	-	-	-	-
Orangeville Township, Precinct 1	-	-	-	-	-	-	-	-	-	-	-
Prairieville Township, Precinct 1	-	-	-	-	-	-	-	-	-	-	-
Prairieville Township, Precinct 2	-	-	-	-	-	-	-	-	-	-	-
Rutland Charter Township, Precinct 1	-	-	-	-	-	-	-	-	-	-	-
Rutland Charter Township, Precinct 2	-	-	-	-	-	-	-	-	-	-	-
Thornapple Township, Precinct 1	-	-	-	-	-	-	-	-	-	-	-
Thornapple Township, Precinct 2	-	-	-	-	-	-	-	-	-	-	-
Thornapple Township, Precinct 3	-	-	-	-	-	-	-	-	-	-	-
Woodland Township, Precinct 1	-	-	-	-	-	-	-	-	-	-	-
Yankee Springs Township, Precinct 1	-	-	-	-	-	-	-	-	-	-	-
Yankee Springs Township, Precinct 2	-	-	-	-	-	-	-	-	-	-	-
City of Hastings, Ward 1, Precinct 1	-	-	-	-	-	-	-	-	-	-	-
City of Hastings, Ward 2, Precinct 2	-	-	-	-	-	-	-	-	-	-	-
City of Hastings, Ward 3, Precinct 3	-	-	-	-	-	-	-	-	-	-	-
City of Hastings, Ward 4, Precinct 4	-	-	-	-	-	-	-	-	-	-	-
Total	0	559	1205	259	21.49%	220	18.26%	221	18.34%	239	19.83%

Statement of Votes Cast
Barry County, MI
2016 General Primary
SOVC For Jurisdiction Wide, All Counters, All Races
Official Results

	REP Johnstown 1 Delegate				REP Maple Grv 1 Delegate						
	Kathy Ward (REP)		Write-In Votes		Reg. Voters	Times Counted	Total Votes	Charles Reid (REP)		Write-In Votes	
Jurisdiction Wide											
Assyria Township, Precinct 1	-	-	-	-	-	-	-	-	-	-	-
Baltimore Township, Precinct 1	-	-	-	-	-	-	-	-	-	-	-
Barry Township, Precinct 1	-	-	-	-	-	-	-	-	-	-	-
Barry Township, Precinct 2	-	-	-	-	-	-	-	-	-	-	-
Carlton Township, Precinct 1	-	-	-	-	-	-	-	-	-	-	-
Castleton Township, Precinct 1	-	-	-	-	-	-	-	-	-	-	-
Hastings Charter Township, Precinct 1	-	-	-	-	-	-	-	-	-	-	-
Hope Township, Precinct 1	-	-	-	-	-	-	-	-	-	-	-
Irving Township, Precinct 1	-	-	-	-	-	-	-	-	-	-	-
Irving Township, Precinct 2	-	-	-	-	-	-	-	-	-	-	-
Johnstown Township, Precinct 1	248	20.58%	18	1.49%	-	-	-	-	-	-	-
Maple Grove Township, Precinct 1	-	-	-	-	0	277	206	204	99.03%	2	0.97%
Orangeville Township, Precinct 1	-	-	-	-	-	-	-	-	-	-	-
Prairieville Township, Precinct 1	-	-	-	-	-	-	-	-	-	-	-
Prairieville Township, Precinct 2	-	-	-	-	-	-	-	-	-	-	-
Rutland Charter Township, Precinct 1	-	-	-	-	-	-	-	-	-	-	-
Rutland Charter Township, Precinct 2	-	-	-	-	-	-	-	-	-	-	-
Thornapple Township, Precinct 1	-	-	-	-	-	-	-	-	-	-	-
Thornapple Township, Precinct 2	-	-	-	-	-	-	-	-	-	-	-
Thornapple Township, Precinct 3	-	-	-	-	-	-	-	-	-	-	-
Woodland Township, Precinct 1	-	-	-	-	-	-	-	-	-	-	-
Yankee Springs Township, Precinct 1	-	-	-	-	-	-	-	-	-	-	-
Yankee Springs Township, Precinct 2	-	-	-	-	-	-	-	-	-	-	-
City of Hastings, Ward 1, Precinct 1	-	-	-	-	-	-	-	-	-	-	-
City of Hastings, Ward 2, Precinct 2	-	-	-	-	-	-	-	-	-	-	-
City of Hastings, Ward 3, Precinct 3	-	-	-	-	-	-	-	-	-	-	-
City of Hastings, Ward 4, Precinct 4	-	-	-	-	-	-	-	-	-	-	-
Total	248	20.58%	18	1.49%	0	277	206	204	99.03%	2	0.97%

Statement of Votes Cast
Barry County, MI
2016 General Primary
SOVC For Jurisdiction Wide, All Counters, All Races
Official Results

	REP Orangeville 1 Delegate					REP Prairieville 1 Delegate						
	Reg. Voters	Times Counted	Total Votes	Write-In Votes		Reg. Voters	Times Counted	Total Votes	Gary L. Munson (REP)		Write-In Votes	
Jurisdiction Wide												
Assyria Township, Precinct 1	-	-	-	-	-	-	-	-	-	-	-	-
Baltimore Township, Precinct 1	-	-	-	-	-	-	-	-	-	-	-	-
Barry Township, Precinct 1	-	-	-	-	-	-	-	-	-	-	-	-
Barry Township, Precinct 2	-	-	-	-	-	-	-	-	-	-	-	-
Carlton Township, Precinct 1	-	-	-	-	-	-	-	-	-	-	-	-
Castleton Township, Precinct 1	-	-	-	-	-	-	-	-	-	-	-	-
Hastings Charter Township, Precinct 1	-	-	-	-	-	-	-	-	-	-	-	-
Hope Township, Precinct 1	-	-	-	-	-	-	-	-	-	-	-	-
Irving Township, Precinct 1	-	-	-	-	-	-	-	-	-	-	-	-
Irving Township, Precinct 2	-	-	-	-	-	-	-	-	-	-	-	-
Johnstown Township, Precinct 1	-	-	-	-	-	-	-	-	-	-	-	-
Maple Grove Township, Precinct 1	-	-	-	-	-	-	-	-	-	-	-	-
Orangeville Township, Precinct 1	0	648	9	9	100.00%	-	-	-	-	-	-	-
Prairieville Township, Precinct 1	-	-	-	-	-	0	292	178	171	96.07%	7	3.93%
Prairieville Township, Precinct 2	-	-	-	-	-	-	-	-	-	-	-	-
Rutland Charter Township, Precinct 1	-	-	-	-	-	-	-	-	-	-	-	-
Rutland Charter Township, Precinct 2	-	-	-	-	-	-	-	-	-	-	-	-
Thornapple Township, Precinct 1	-	-	-	-	-	-	-	-	-	-	-	-
Thornapple Township, Precinct 2	-	-	-	-	-	-	-	-	-	-	-	-
Thornapple Township, Precinct 3	-	-	-	-	-	-	-	-	-	-	-	-
Woodland Township, Precinct 1	-	-	-	-	-	-	-	-	-	-	-	-
Yankee Springs Township, Precinct 1	-	-	-	-	-	-	-	-	-	-	-	-
Yankee Springs Township, Precinct 2	-	-	-	-	-	-	-	-	-	-	-	-
City of Hastings, Ward 1, Precinct 1	-	-	-	-	-	-	-	-	-	-	-	-
City of Hastings, Ward 2, Precinct 2	-	-	-	-	-	-	-	-	-	-	-	-
City of Hastings, Ward 3, Precinct 3	-	-	-	-	-	-	-	-	-	-	-	-
City of Hastings, Ward 4, Precinct 4	-	-	-	-	-	-	-	-	-	-	-	-
Total	0	648	9	9	100.00%	0	292	178	171	96.07%	7	3.93%

Statement of Votes Cast
Barry County, MI
2016 General Primary
SOVC For Jurisdiction Wide, All Counters, All Races
Official Results

	REP Prairieville 2 Delegate					REP Rutland Ch 1 Delegate						
	Reg. Voters	Times Counted	Total Votes	Write-In Votes		Reg. Voters	Times Counted	Total Votes	Patricia Walton (REP)		Write-In Votes	
Jurisdiction Wide												
Assyria Township, Precinct 1	-	-	-	-		-	-	-	-		-	
Baltimore Township, Precinct 1	-	-	-	-		-	-	-	-		-	
Barry Township, Precinct 1	-	-	-	-		-	-	-	-		-	
Barry Township, Precinct 2	-	-	-	-		-	-	-	-		-	
Carlton Township, Precinct 1	-	-	-	-		-	-	-	-		-	
Castleton Township, Precinct 1	-	-	-	-		-	-	-	-		-	
Hastings Charter Township, Precinct 1	-	-	-	-		-	-	-	-		-	
Hope Towoship, Precinct 1	-	-	-	-		-	-	-	-		-	
Irving Township, Precinct 1	-	-	-	-		-	-	-	-		-	
Irving Township, Precinct 2	-	-	-	-		-	-	-	-		-	
Johnstown Township, Precinct 1	-	-	-	-		-	-	-	-		-	
Maple Grove Township, Precinct 1	-	-	-	-		-	-	-	-		-	
Orangeville Township, Precinct 1	-	-	-	-		-	-	-	-		-	
Prairieville Township, Precinct 1	-	-	-	-		-	-	-	-		-	
Prairieville Township, Precinct 2	0	280	2	2	100.00%	-	-	-	-		-	
Rutland Charter Township, Precinct 1	-	-	-	-		0	462	287	282	98.26%	5	1.74%
Rutland Charter Township, Precinct 2	-	-	-	-		-	-	-	-		-	
Thornapple Township, Precinct 1	-	-	-	-		-	-	-	-		-	
Thornapple Township, Precinct 2	-	-	-	-		-	-	-	-		-	
Thornapple Township, Precinct 3	-	-	-	-		-	-	-	-		-	
Woodland Township, Precinct 1	-	-	-	-		-	-	-	-		-	
Yankee Springs Township, Precinct 1	-	-	-	-		-	-	-	-		-	
Yankee Springs Township, Precinct 2	-	-	-	-		-	-	-	-		-	
City of Hastings, Ward 1, Precinct 1	-	-	-	-		-	-	-	-		-	
City of Hastings, Ward 2, Precinct 2	-	-	-	-		-	-	-	-		-	
City of Hastings, Ward 3, Precinct 3	-	-	-	-		-	-	-	-		-	
City of Hastings, Ward 4, Precinct 4	-	-	-	-		-	-	-	-		-	
Total	0	280	2	2	100.00%	0	462	287	282	98.26%	5	1.74%

Statement of Votes Cast
Barry County, MI
2016 General Primary
SOVC For Jurisdiction Wide, All Counters, All Races
Official Results

REP Rutland Ch 2 Delegate

	Reg. Voters	Times Counted	Total Votes	Kathy Kosters (REP)		Write-In Votes	
Jurisdiction Wide							
Assyria Township, Precinct 1	-	-	-	-	-	-	-
Baltimore Township, Precinct 1	-	-	-	-	-	-	-
Barry Township, Precinct 1	-	-	-	-	-	-	-
Barry Township, Precinct 2	-	-	-	-	-	-	-
Carlton Township, Precinct 1	-	-	-	-	-	-	-
Castleton Township, Precinct 1	-	-	-	-	-	-	-
Hastings Charter Township, Precinct 1	-	-	-	-	-	-	-
Hope Township, Precinct 1	-	-	-	-	-	-	-
Irving Township, Precinct 1	-	-	-	-	-	-	-
Irving Township, Precinct 2	-	-	-	-	-	-	-
Johnstown Township, Precinct 1	-	-	-	-	-	-	-
Maple Grove Township, Precinct 1	-	-	-	-	-	-	-
Orangeville Township, Precinct 1	-	-	-	-	-	-	-
Prairieville Township, Precinct 1	-	-	-	-	-	-	-
Prairieville Township, Precinct 2	-	-	-	-	-	-	-
Rutland Charter Township, Precinct 1	-	-	-	-	-	-	-
Rutland Charter Township, Precinct 2	0	573	349	345	98.85%	4	1.15%
Thornapple Township, Precinct 1	-	-	-	-	-	-	-
Thornapple Township, Precinct 2	-	-	-	-	-	-	-
Thornapple Township, Precinct 3	-	-	-	-	-	-	-
Woodland Township, Precinct 1	-	-	-	-	-	-	-
Yankee Springs Township, Precinct 1	-	-	-	-	-	-	-
Yankee Springs Township, Precinct 2	-	-	-	-	-	-	-
City of Hastings, Ward 1, Precinct 1	-	-	-	-	-	-	-
City of Hastings, Ward 2, Precinct 2	-	-	-	-	-	-	-
City of Hastings, Ward 3, Precinct 3	-	-	-	-	-	-	-
City of Hastings, Ward 4, Precinct 4	-	-	-	-	-	-	-
Total	0	573	349	345	98.85%	4	1.15%

Statement of Votes Cast
Barry County, MI
2016 General Primary
SOVC For Jurisdiction Wide, All Counters, All Races
Official Results

	REP Thornapple 1 Delegate										
	Reg. Voters	Times Counted	Total Votes	Duane H. Mariage (REP)		Sally Mariage (REP)		Dave Smith (REP)		Write-In Votes	
Jurisdiction Wide											
Assyria Township, Precinct 1	-	-	-	-	-	-	-	-	-	-	-
Baltimore Township, Precinct 1	-	-	-	-	-	-	-	-	-	-	-
Barry Township, Precinct 1	-	-	-	-	-	-	-	-	-	-	-
Barry Township, Precinct 2	-	-	-	-	-	-	-	-	-	-	-
Carlton Township, Precinct 1	-	-	-	-	-	-	-	-	-	-	-
Castleton Township, Precinct 1	-	-	-	-	-	-	-	-	-	-	-
Hastings Charter Township, Precinct 1	-	-	-	-	-	-	-	-	-	-	-
Hope Township, Precinct 1	-	-	-	-	-	-	-	-	-	-	-
Irving Township, Precinct 1	-	-	-	-	-	-	-	-	-	-	-
Irving Township, Precinct 2	-	-	-	-	-	-	-	-	-	-	-
Johnstown Township, Precinct 1	-	-	-	-	-	-	-	-	-	-	-
Maple Grove Township, Precinct 1	-	-	-	-	-	-	-	-	-	-	-
Orangeville Township, Precinct 1	-	-	-	-	-	-	-	-	-	-	-
Prairieville Township, Precinct 1	-	-	-	-	-	-	-	-	-	-	-
Prairieville Township, Precinct 2	-	-	-	-	-	-	-	-	-	-	-
Rutland Charter Township, Precinct 1	-	-	-	-	-	-	-	-	-	-	-
Rutland Charter Township, Precinct 2	-	-	-	-	-	-	-	-	-	-	-
Thornapple Township, Precinct 1	0	450	739	234	31.66%	235	31.80%	265	35.86%	5	0.68%
Thornapple Township, Precinct 2	-	-	-	-	-	-	-	-	-	-	-
Thornapple Township, Precinct 3	-	-	-	-	-	-	-	-	-	-	-
Woodland Township, Precinct 1	-	-	-	-	-	-	-	-	-	-	-
Yankee Springs Township, Precinct 1	-	-	-	-	-	-	-	-	-	-	-
Yankee Springs Township, Precinct 2	-	-	-	-	-	-	-	-	-	-	-
City of Hastings, Ward 1, Precinct 1	-	-	-	-	-	-	-	-	-	-	-
City of Hastings, Ward 2, Precinct 2	-	-	-	-	-	-	-	-	-	-	-
City of Hastings, Ward 3, Precinct 3	-	-	-	-	-	-	-	-	-	-	-
City of Hastings, Ward 4, Precinct 4	-	-	-	-	-	-	-	-	-	-	-
Total	0	450	739	234	31.66%	235	31.80%	265	35.86%	5	0.68%

Statement of Votes Cast
Barry County, MI
2016 General Primary
SOVC For Jurisdiction Wide, All Counters, All Races
Official Results

	REP Thornapple 2 Delegate								
	Reg. Voters	Times Counted	Total Votes	Nancy Carpenter (REP)		Jake Jelsema (REP)		Write-In Votes	
Jurisdiction Wide									
Assyria Township, Precinct 1	-	-	-	-	-	-	-	-	-
Baltimore Township, Precinct 1	-	-	-	-	-	-	-	-	-
Barry Township, Precinct 1	-	-	-	-	-	-	-	-	-
Barry Township, Precinct 2	-	-	-	-	-	-	-	-	-
Carlton Township, Precinct 1	-	-	-	-	-	-	-	-	-
Castleton Township, Precinct 1	-	-	-	-	-	-	-	-	-
Hastings Charter Township, Precinct 1	-	-	-	-	-	-	-	-	-
Hope Township, Precinct 1	-	-	-	-	-	-	-	-	-
Irving Township, Precinct 1	-	-	-	-	-	-	-	-	-
Irving Township, Precinct 2	-	-	-	-	-	-	-	-	-
Johnstown Township, Precinct 1	-	-	-	-	-	-	-	-	-
Maple Grove Township, Precinct 1	-	-	-	-	-	-	-	-	-
Orangeville Township, Precinct 1	-	-	-	-	-	-	-	-	-
Prairieville Township, Precinct 1	-	-	-	-	-	-	-	-	-
Prairieville Township, Precinct 2	-	-	-	-	-	-	-	-	-
Rutland Charter Township, Precinct 1	-	-	-	-	-	-	-	-	-
Rutland Charter Township, Precinct 2	-	-	-	-	-	-	-	-	-
Thornapple Township, Precinct 1	-	-	-	-	-	-	-	-	-
Thornapple Township, Precinct 2	0	437	462	218	47.19%	240	51.95%	4	0.87%
Thornapple Township, Precinct 3	-	-	-	-	-	-	-	-	-
Woodland Township, Precinct 1	-	-	-	-	-	-	-	-	-
Yankee Springs Township, Precinct 1	-	-	-	-	-	-	-	-	-
Yankee Springs Township, Precinct 2	-	-	-	-	-	-	-	-	-
City of Hastings, Ward 1, Precinct 1	-	-	-	-	-	-	-	-	-
City of Hastings, Ward 2, Precinct 2	-	-	-	-	-	-	-	-	-
City of Hastings, Ward 3, Precinct 3	-	-	-	-	-	-	-	-	-
City of Hastings, Ward 4, Precinct 4	-	-	-	-	-	-	-	-	-
Total	0	437	462	218	47.19%	240	51.95%	4	0.87%

Statement of Votes Cast
Barry County, MI
2016 General Primary
SOVC For Jurisdiction Wide, All Counters, All Races
Official Results

	REP Thornapple 3 Delegate										
	Reg. Voters	Times Counted	Total Votes	Andrew Lindemulder (REP)		Nicholas J Tumes (REP)		Nicholas O. Wake (REP)		Write-In Votes	
Jurisdiction Wide											
Assyria Township, Precinct 1	-	-	-	-	-	-	-	-	-	-	-
Baltimore Township, Precinct 1	-	-	-	-	-	-	-	-	-	-	-
Barry Township, Precinct 1	-	-	-	-	-	-	-	-	-	-	-
Barry Township, Precinct 2	-	-	-	-	-	-	-	-	-	-	-
Carlton Township, Precinct 1	-	-	-	-	-	-	-	-	-	-	-
Castleton Township, Precinct 1	-	-	-	-	-	-	-	-	-	-	-
Hastings Charter Township, Precinct 1	-	-	-	-	-	-	-	-	-	-	-
Hope Township, Precinct 1	-	-	-	-	-	-	-	-	-	-	-
Irving Township, Precinct 1	-	-	-	-	-	-	-	-	-	-	-
Irving Township, Precinct 2	-	-	-	-	-	-	-	-	-	-	-
Johnstown Township, Precinct 1	-	-	-	-	-	-	-	-	-	-	-
Maple Grove Township, Precinct 1	-	-	-	-	-	-	-	-	-	-	-
Orangeville Township, Precinct 1	-	-	-	-	-	-	-	-	-	-	-
Prairieville Township, Precinct 1	-	-	-	-	-	-	-	-	-	-	-
Prairieville Township, Precinct 2	-	-	-	-	-	-	-	-	-	-	-
Rutland Charter Township, Precinct 1	-	-	-	-	-	-	-	-	-	-	-
Rutland Charter Township, Precinct 2	-	-	-	-	-	-	-	-	-	-	-
Thornapple Township, Precinct 1	-	-	-	-	-	-	-	-	-	-	-
Thornapple Township, Precinct 2	-	-	-	-	-	-	-	-	-	-	-
Thornapple Township, Precinct 3	0	489	756	275	36.38%	234	30.95%	238	31.48%	9	1.19%
Woodland Township, Precinct 1	-	-	-	-	-	-	-	-	-	-	-
Yankee Springs Township, Precinct 1	-	-	-	-	-	-	-	-	-	-	-
Yankee Springs Township, Precinct 2	-	-	-	-	-	-	-	-	-	-	-
City of Hastings, Ward 1, Precinct 1	-	-	-	-	-	-	-	-	-	-	-
City of Hastings, Ward 2, Precinct 2	-	-	-	-	-	-	-	-	-	-	-
City of Hastings, Ward 3, Precinct 3	-	-	-	-	-	-	-	-	-	-	-
City of Hastings, Ward 4, Precinct 4	-	-	-	-	-	-	-	-	-	-	-
Total	0	489	756	275	36.38%	234	30.95%	238	31.48%	9	1.19%

Statement of Votes Cast
Barry County, MI
2016 General Primary
SOVC For Jurisdiction Wide, All Counters, All Races
Official Results

	REP Woodland 1 Delegate						
	Reg. Voters	Times Counted	Total Votes	Paul Humphrey (REP)		Write-In Votes	
Jurisdiction Wide							
Assyria Township, Precinct 1	-	-	-	-	-	-	-
Baltimore Township, Precinct 1	-	-	-	-	-	-	-
Barry Township, Precinct 1	-	-	-	-	-	-	-
Barry Township, Precinct 2	-	-	-	-	-	-	-
Carlton Township, Precinct 1	-	-	-	-	-	-	-
Castleton Township, Precinct 1	-	-	-	-	-	-	-
Hastings Charter Township, Precinct 1	-	-	-	-	-	-	-
Hope Towoship, Precinct 1	-	-	-	-	-	-	-
Irving Township, Precinct 1	-	-	-	-	-	-	-
Irving Township, Precinct 2	-	-	-	-	-	-	-
Johnstown Township, Precinct 1	-	-	-	-	-	-	-
Maple Grove Township, Precinct 1	-	-	-	-	-	-	-
Orangeville Township, Precinct 1	-	-	-	-	-	-	-
Prairieville Township, Precinct 1	-	-	-	-	-	-	-
Prairieville Township, Precinct 2	-	-	-	-	-	-	-
Rutland Charter Township, Precinct 1	-	-	-	-	-	-	-
Rutland Charter Township, Precinct 2	-	-	-	-	-	-	-
Thornapple Township, Precinct 1	-	-	-	-	-	-	-
Thornapple Township, Precinct 2	-	-	-	-	-	-	-
Thornapple Township, Precinct 3	-	-	-	-	-	-	-
Woodland Township, Precinct 1	0	418	243	240	98.77%	3	1.23%
Yankee Springs Township, Precinct 1	-	-	-	-	-	-	-
Yankee Springs Township, Precinct 2	-	-	-	-	-	-	-
City of Hastings, Ward 1, Precinct 1	-	-	-	-	-	-	-
City of Hastings, Ward 2, Precinct 2	-	-	-	-	-	-	-
City of Hastings, Ward 3, Precinct 3	-	-	-	-	-	-	-
City of Hastings, Ward 4, Precinct 4	-	-	-	-	-	-	-
Total	0	418	243	240	98.77%	3	1.23%

Statement of Votes Cast
Barry County, MI
2016 General Primary
SOVC For Jurisdiction Wide, All Counters, All Races
Official Results

	REP Yank Spr I Delegate						
	Reg. Voters	Times Counted	Total Votes	Michael Cunningham (REP)		Write-In Votes	
Jurisdiction Wide							
Assyria Township, Precinct 1	-	-	-	-	-	-	-
Baltimore Township, Precinct 1	-	-	-	-	-	-	-
Barry Township, Precinct 1	-	-	-	-	-	-	-
Barry Township, Precinct 2	-	-	-	-	-	-	-
Carlton Township, Precinct 1	-	-	-	-	-	-	-
Castleton Township, Precinct 1	-	-	-	-	-	-	-
Hastings Charter Township, Precinct 1	-	-	-	-	-	-	-
Hope Township, Precinct 1	-	-	-	-	-	-	-
Irving Township, Precinct 1	-	-	-	-	-	-	-
Irving Township, Precinct 2	-	-	-	-	-	-	-
Johnstown Township, Precinct 1	-	-	-	-	-	-	-
Maple Grove Township, Precinct 1	-	-	-	-	-	-	-
Orangeville Township, Precinct 1	-	-	-	-	-	-	-
Prairieville Township, Precinct 1	-	-	-	-	-	-	-
Prairieville Township, Precinct 2	-	-	-	-	-	-	-
Rutland Charter Township, Precinct 1	-	-	-	-	-	-	-
Rutland Charter Township, Precinct 2	-	-	-	-	-	-	-
Thornapple Township, Precinct 1	-	-	-	-	-	-	-
Thornapple Township, Precinct 2	-	-	-	-	-	-	-
Thornapple Township, Precinct 3	-	-	-	-	-	-	-
Woodland Township, Precinct 1	-	-	-	-	-	-	-
Yankee Springs Township, Precinct 1	0	628	445	430	96.63%	15	3.37%
Yankee Springs Township, Precinct 2	-	-	-	-	-	-	-
City of Hastings, Ward 1, Precinct 1	-	-	-	-	-	-	-
City of Hastings, Ward 2, Precinct 2	-	-	-	-	-	-	-
City of Hastings, Ward 3, Precinct 3	-	-	-	-	-	-	-
City of Hastings, Ward 4, Precinct 4	-	-	-	-	-	-	-
Total	0	628	445	430	96.63%	15	3.37%

Statement of Votes Cast
Barry County, MI
2016 General Primary
SOVC For Jurisdiction Wide, All Counters, All Races
Official Results

	REP Yank Spr 2 Delegate						
	Reg. Voters	Times Counted	Total Votes	Michael J. Olinger (REP)		Write-In Votes	
Jurisdiction Wide							
Assyria Township, Precinct 1	-	-	-	-	-	-	-
Baltimore Township, Precinct 1	-	-	-	-	-	-	-
Barry Township, Precinct 1	-	-	-	-	-	-	-
Barry Township, Precinct 2	-	-	-	-	-	-	-
Carlton Township, Precinct 1	-	-	-	-	-	-	-
Castleton Township, Precinct 1	-	-	-	-	-	-	-
Hastings Charter Township, Precinct 1	-	-	-	-	-	-	-
Hope Township, Precinct 1	-	-	-	-	-	-	-
Irving Township, Precinct 1	-	-	-	-	-	-	-
Irving Township, Precinct 2	-	-	-	-	-	-	-
Johnstown Township, Precinct 1	-	-	-	-	-	-	-
Maple Grove Township, Precinct 1	-	-	-	-	-	-	-
Orangeville Township, Precinct 1	-	-	-	-	-	-	-
Prairieville Township, Precinct 1	-	-	-	-	-	-	-
Prairieville Township, Precinct 2	-	-	-	-	-	-	-
Rutland Charter Township, Precinct 1	-	-	-	-	-	-	-
Rutland Charter Township, Precinct 2	-	-	-	-	-	-	-
Thornapple Township, Precinct 1	-	-	-	-	-	-	-
Thornapple Township, Precinct 2	-	-	-	-	-	-	-
Thornapple Township, Precinct 3	-	-	-	-	-	-	-
Woodland Township, Precinct 1	-	-	-	-	-	-	-
Yankee Springs Township, Precinct 1	-	-	-	-	-	-	-
Yankee Springs Township, Precinct 2	0	469	307	303	98.70%	4	1.30%
City of Hastings, Ward 1, Precinct 1	-	-	-	-	-	-	-
City of Hastings, Ward 2, Precinct 2	-	-	-	-	-	-	-
City of Hastings, Ward 3, Precinct 3	-	-	-	-	-	-	-
City of Hastings, Ward 4, Precinct 4	-	-	-	-	-	-	-
Total	0	469	307	303	98.70%	4	1.30%

Statement of Votes Cast
Barry County, MI
2016 General Primary
SOVC For Jurisdiction Wide, All Counters, All Races
Official Results

	DEM D3 Rep in Congress						
	Reg. Voters	Times Counted	Total Votes	Douglas Smith (DEM)		Write-In Votes	
Jurisdiction Wide							
Assyria Township, Precinct 1	0	296	12	12	100.00%	0	0.00%
Baltimore Township, Precinct 1	0	442	27	27	100.00%	0	0.00%
Barry Township, Precinct 1	0	227	20	20	100.00%	0	0.00%
Barry Township, Precinct 2	0	441	35	35	100.00%	0	0.00%
Carlton Township, Precinct 1	0	680	33	32	96.97%	1	3.03%
Castleton Township, Precinct 1	0	523	39	39	100.00%	0	0.00%
Hastings Charter Township, Precinct 1	0	792	37	37	100.00%	0	0.00%
Hope Township, Precinct 1	0	773	52	52	100.00%	0	0.00%
Irving Township, Precinct 1	0	209	9	9	100.00%	0	0.00%
Irving Township, Precinct 2	0	559	23	23	100.00%	0	0.00%
Johnstown Township, Precinct 1	0	559	53	53	100.00%	0	0.00%
Maple Grove Township, Precinct 1	0	277	10	10	100.00%	0	0.00%
Orangeville Township, Precinct 1	0	648	76	75	98.68%	1	1.32%
Prairieville Township, Precinct 1	0	292	32	32	100.00%	0	0.00%
Prairieville Township, Precinct 2	0	280	30	30	100.00%	0	0.00%
Rutland Charter Township, Precinct 1	0	462	34	34	100.00%	0	0.00%
Rutland Charter Township, Precinct 2	0	573	36	36	100.00%	0	0.00%
Thornapple Township, Precinct 1	0	450	9	9	100.00%	0	0.00%
Thornapple Township, Precinct 2	0	437	25	24	96.00%	1	4.00%
Thornapple Township, Precinct 3	0	489	43	43	100.00%	0	0.00%
Woodland Township, Precinct 1	0	418	28	28	100.00%	0	0.00%
Yankee Springs Township, Precinct 1	0	628	40	39	97.50%	1	2.50%
Yankee Springs Township, Precinct 2	0	469	33	33	100.00%	0	0.00%
City of Hastings, Ward 1, Precinct 1	0	457	17	17	100.00%	0	0.00%
City of Hastings, Ward 2, Precinct 2	0	271	9	9	100.00%	0	0.00%
City of Hastings, Ward 3, Precinct 3	0	302	24	23	95.83%	1	4.17%
City of Hastings, Ward 4, Precinct 4	0	470	18	18	100.00%	0	0.00%
Total	0	12424	804	799	99.38%	5	0.62%

Statement of Votes Cast
Barry County, MI
2016 General Primary
SOVC For Jurisdiction Wide, All Counters, All Races
Official Results

	DEM D87 Representative					DEM Prosecuting Attorney				
	Reg. Voters	Times Counted	Total Votes	Eric Anderson (DEM)	Write-In Votes	Reg. Voters	Times Counted	Total Votes	Write-In Votes	
Jurisdiction Wide	0	296	14	14 100.00%	0 0.00%	0	296	1	1	100.00%
Assyria Township, Precinct 1	0	442	26	26 100.00%	0 0.00%	0	442	4	4	100.00%
Baltimore Township, Precinct 1	0	227	19	19 100.00%	0 0.00%	0	227	2	2	100.00%
Barry Township, Precinct 1	0	441	34	34 100.00%	0 0.00%	0	441	5	5	100.00%
Barry Township, Precinct 2	0	680	32	31 96.88%	1 3.13%	0	680	11	11	100.00%
Carlton Township, Precinct 1	0	523	38	38 100.00%	0 0.00%	0	523	7	7	100.00%
Castleton Township, Precinct 1	0	792	37	36 97.30%	1 2.70%	0	792	6	6	100.00%
Hastings Charter Township, Precinct 1	0	773	47	47 100.00%	0 0.00%	0	773	5	5	100.00%
Hope Township, Precinct 1	0	209	7	6 85.71%	1 14.29%	0	209	2	2	100.00%
Irving Township, Precinct 1	0	559	23	23 100.00%	0 0.00%	0	559	6	6	100.00%
Irving Township, Precinct 2	0	559	53	53 100.00%	0 0.00%	0	559	10	10	100.00%
Johnstown Township, Precinct 1	0	277	10	10 100.00%	0 0.00%	0	277	2	2	100.00%
Maple Grove Township, Precinct 1	0	648	72	71 98.61%	1 1.39%	0	648	8	8	100.00%
Orangeville Township, Precinct 1	0	292	31	31 100.00%	0 0.00%	0	292	2	2	100.00%
Prairieville Township, Precinct 1	0	280	30	30 100.00%	0 0.00%	0	280	3	3	100.00%
Prairieville Township, Precinct 2	0	462	34	34 100.00%	0 0.00%	0	462	3	3	100.00%
Rutland Charter Township, Precinct 1	0	573	34	34 100.00%	0 0.00%	0	573	3	3	100.00%
Rutland Charter Township, Precinct 2	0	450	9	9 100.00%	0 0.00%	0	450	1	1	100.00%
Thornapple Township, Precinct 1	0	437	23	22 95.65%	1 4.35%	0	437	2	2	100.00%
Thornapple Township, Precinct 2	0	489	40	40 100.00%	0 0.00%	0	489	9	9	100.00%
Thornapple Township, Precinct 3	0	418	28	28 100.00%	0 0.00%	0	418	5	5	100.00%
Woodland Township, Precinct 1	0	628	39	38 97.44%	1 2.56%	0	628	5	5	100.00%
Yankee Springs Township, Precinct 1	0	469	33	33 100.00%	0 0.00%	0	469	2	2	100.00%
Yankee Springs Township, Precinct 2	0	457	16	16 100.00%	0 0.00%	0	457	5	5	100.00%
City of Hastings, Ward 1, Precinct 1	0	271	9	9 100.00%	0 0.00%	0	271	0	0	
City of Hastings, Ward 2, Precinct 2	0	302	20	20 100.00%	0 0.00%	0	302	6	6	100.00%
City of Hastings, Ward 3, Precinct 3	0	470	18	18 100.00%	0 0.00%	0	470	5	5	100.00%
City of Hastings, Ward 4, Precinct 4	0	12424	776	770 99.23%	6 0.77%	0	12424	120	120	100.00%
Total										

Statement of Votes Cast
Barry County, MI
2016 General Primary
SOVC For Jurisdiction Wide, All Counters, All Races
Official Results

	DEM County Sheriff				DEM County Clerk			
	Reg. Voters	Times Counted	Total Votes	Write-In Votes	Reg. Voters	Times Counted	Total Votes	Write-In Votes
Jurisdiction Wide								
Assyria Township, Precinct 1	0	296	1	1 100.00%	0	296	1	1 100.00%
Baltimore Township, Precinct 1	0	442	4	4 100.00%	0	442	4	4 100.00%
Barry Township, Precinct 1	0	227	3	3 100.00%	0	227	2	2 100.00%
Barry Township, Precinct 2	0	441	5	5 100.00%	0	441	6	6 100.00%
Carlton Township, Precinct 1	0	680	12	12 100.00%	0	680	11	11 100.00%
Castleton Township, Precinct 1	0	523	6	6 100.00%	0	523	5	5 100.00%
Hastings Charter Township, Precinct 1	0	792	9	9 100.00%	0	792	6	6 100.00%
Hope Township, Precinct 1	0	773	4	4 100.00%	0	773	5	5 100.00%
Irving Township, Precinct 1	0	209	2	2 100.00%	0	209	2	2 100.00%
Irving Township, Precinct 2	0	559	7	7 100.00%	0	559	6	6 100.00%
Johnstown Township, Precinct 1	0	559	10	10 100.00%	0	559	8	8 100.00%
Maple Grove Township, Precinct 1	0	277	3	3 100.00%	0	277	3	3 100.00%
Orangeville Township, Precinct 1	0	648	9	9 100.00%	0	648	8	8 100.00%
Prairieville Township, Precinct 1	0	292	1	1 100.00%	0	292	1	1 100.00%
Prairieville Township, Precinct 2	0	280	4	4 100.00%	0	280	4	4 100.00%
Rutland Charter Township, Precinct 1	0	462	5	5 100.00%	0	462	3	3 100.00%
Rutland Charter Township, Precinct 2	0	573	7	7 100.00%	0	573	5	5 100.00%
Thornapple Township, Precinct 1	0	450	1	1 100.00%	0	450	1	1 100.00%
Thornapple Township, Precinct 2	0	437	5	5 100.00%	0	437	5	5 100.00%
Thornapple Township, Precinct 3	0	489	9	9 100.00%	0	489	8	8 100.00%
Woodland Township, Precinct 1	0	418	5	5 100.00%	0	418	4	4 100.00%
Yankee Springs Township, Precinct 1	0	628	5	5 100.00%	0	628	5	5 100.00%
Yankee Springs Township, Precinct 2	0	469	2	2 100.00%	0	469	2	2 100.00%
City of Hastings, Ward 1, Precinct 1	0	457	6	6 100.00%	0	457	5	5 100.00%
City of Hastings, Ward 2, Precinct 2	0	271	2	2 100.00%	0	271	1	1 100.00%
City of Hastings, Ward 3, Precinct 3	0	302	7	7 100.00%	0	302	6	6 100.00%
City of Hastings, Ward 4, Precinct 4	0	470	7	7 100.00%	0	470	6	6 100.00%
Total	0	12424	141	141 100.00%	0	12424	123	123 100.00%

Statement of Votes Cast
Barry County, MI
2016 General Primary
SOVC For Jurisdiction Wide, All Counters, All Races
Official Results

	DEM County Treasurer				DEM Register of Deeds			
	Reg. Voters	Times Counted	Total Votes	Write-In Votes	Reg. Voters	Times Counted	Total Votes	Write-In Votes
Jurisdiction Wide								
Assyria Township, Precinct 1	0	296	1	1 100.00%	0	296	1	1 100.00%
Baltimore Township, Precinct 1	0	442	5	5 100.00%	0	442	5	5 100.00%
Barry Township, Precinct 1	0	227	2	2 100.00%	0	227	2	2 100.00%
Barry Township, Precinct 2	0	441	5	5 100.00%	0	441	5	5 100.00%
Carlton Township, Precinct 1	0	680	10	10 100.00%	0	680	10	10 100.00%
Castleton Township, Precinct 1	0	523	5	5 100.00%	0	523	5	5 100.00%
Hastings Charter Township, Precinct 1	0	792	6	6 100.00%	0	792	6	6 100.00%
Hope Township, Precinct 1	0	773	4	4 100.00%	0	773	4	4 100.00%
Irving Township, Precinct 1	0	209	2	2 100.00%	0	209	2	2 100.00%
Irving Township, Precinct 2	0	559	5	5 100.00%	0	559	6	6 100.00%
Johnstown Township, Precinct 1	0	559	8	8 100.00%	0	559	9	9 100.00%
Maple Grove Township, Precinct 1	0	277	3	3 100.00%	0	277	3	3 100.00%
Orangeville Township, Precinct 1	0	648	7	7 100.00%	0	648	8	8 100.00%
Prairieville Township, Precinct 1	0	292	1	1 100.00%	0	292	1	1 100.00%
Prairieville Township, Precinct 2	0	280	4	4 100.00%	0	280	4	4 100.00%
Rutland Charter Township, Precinct 1	0	462	3	3 100.00%	0	462	3	3 100.00%
Rutland Charter Township, Precinct 2	0	573	6	6 100.00%	0	573	5	5 100.00%
Thornapple Township, Precinct 1	0	450	1	1 100.00%	0	450	1	1 100.00%
Thornapple Township, Precinct 2	0	437	4	4 100.00%	0	437	3	3 100.00%
Thornapple Township, Precinct 3	0	489	8	8 100.00%	0	489	8	8 100.00%
Woodland Township, Precinct 1	0	418	4	4 100.00%	0	418	4	4 100.00%
Yankee Springs Township, Precinct 1	0	628	5	5 100.00%	0	628	5	5 100.00%
Yankee Springs Township, Precinct 2	0	469	2	2 100.00%	0	469	2	2 100.00%
City of Hastings, Ward 1, Precinct 1	0	457	5	5 100.00%	0	457	3	3 100.00%
City of Hastings, Ward 2, Precinct 2	0	271	1	1 100.00%	0	271	1	1 100.00%
City of Hastings, Ward 3, Precinct 3	0	302	6	6 100.00%	0	302	6	6 100.00%
City of Hastings, Ward 4, Precinct 4	0	470	5	5 100.00%	0	470	5	5 100.00%
Total	0	12424	118	118 100.00%	0	12424	117	117 100.00%

Statement of Votes Cast
Barry County, MI
2016 General Primary
SOVC For Jurisdiction Wide, All Counters, All Races
Official Results

	DEM Drain Commissioner					DEM County Surveyor				
	Reg. Voters	Times Counted	Total Votes	Write-In Votes		Reg. Voters	Times Counted	Total Votes	Write-In Votes	
Jurisdiction Wide										
Assyria Township, Precinct 1	0	296	1	1	100.00%	0	296	1	1	100.00%
Baltimore Township, Precinct 1	0	442	4	4	100.00%	0	442	4	4	100.00%
Barry Township, Precinct 1	0	227	2	2	100.00%	0	227	2	2	100.00%
Barry Township, Precinct 2	0	441	5	5	100.00%	0	441	5	5	100.00%
Carlton Township, Precinct 1	0	680	11	11	100.00%	0	680	10	10	100.00%
Castleton Township, Precinct 1	0	523	5	5	100.00%	0	523	5	5	100.00%
Hastings Charter Township, Precinct 1	0	792	7	7	100.00%	0	792	6	6	100.00%
Hope Township, Precinct 1	0	773	4	4	100.00%	0	773	4	4	100.00%
Irving Township, Precinct 1	0	209	2	2	100.00%	0	209	2	2	100.00%
Irving Township, Precinct 2	0	559	6	6	100.00%	0	559	6	6	100.00%
Johnstown Township, Precinct 1	0	559	8	8	100.00%	0	559	8	8	100.00%
Maple Grove Township, Precinct 1	0	277	3	3	100.00%	0	277	3	3	100.00%
Orangeville Township, Precinct 1	0	648	8	8	100.00%	0	648	7	7	100.00%
Prairieville Township, Precinct 1	0	292	1	1	100.00%	0	292	1	1	100.00%
Prairieville Township, Precinct 2	0	280	4	4	100.00%	0	280	4	4	100.00%
Rutland Charter Township, Precinct 1	0	462	4	4	100.00%	0	462	3	3	100.00%
Rutland Charter Township, Precinct 2	0	573	5	5	100.00%	0	573	4	4	100.00%
Thornapple Township, Precinct 1	0	450	1	1	100.00%	0	450	1	1	100.00%
Thornapple Township, Precinct 2	0	437	3	3	100.00%	0	437	3	3	100.00%
Thornapple Township, Precinct 3	0	489	8	8	100.00%	0	489	8	8	100.00%
Woodland Township, Precinct 1	0	418	4	4	100.00%	0	418	4	4	100.00%
Yankee Springs Township, Precinct 1	0	628	4	4	100.00%	0	628	5	5	100.00%
Yankee Springs Township, Precinct 2	0	469	2	2	100.00%	0	469	2	2	100.00%
City of Hastings, Ward 1, Precinct 1	0	457	5	5	100.00%	0	457	5	5	100.00%
City of Hastings, Ward 2, Precinct 2	0	271	1	1	100.00%	0	271	2	2	100.00%
City of Hastings, Ward 3, Precinct 3	0	302	7	7	100.00%	0	302	6	6	100.00%
City of Hastings, Ward 4, Precinct 4	0	470	6	6	100.00%	0	470	5	5	100.00%
Total	0	12424	121	121	100.00%	0	12424	116	116	100.00%

Statement of Votes Cast
Barry County, MI
2016 General Primary
SOVC For Jurisdiction Wide, All Counters, All Races
Official Results

	DEM D1 Commissioner					DEM D2 Commissioner				
	Reg. Voters	Times Counted	Total Votes	Write-In Votes		Reg. Voters	Times Counted	Total Votes	Write-In Votes	
Jurisdiction Wide										
Assyria Township, Precinct 1	-	-	-	-		-	-	-	-	
Baltimore Township, Precinct 1	-	-	-	-		-	-	-	-	
Barry Township, Precinct 1	-	-	-	-		-	-	-	-	
Barry Township, Precinct 2	-	-	-	-		-	-	-	-	
Carlton Township, Precinct 1	-	-	-	-		-	-	-	-	
Castleton Township, Precinct 1	-	-	-	-		-	-	-	-	
Hastings Charter Township, Precinct 1	0	379	3	3	100.00%	-	-	-	-	
Hope Township, Precinct 1	-	-	-	-		-	-	-	-	
Irving Township, Precinct 1	-	-	-	-		-	-	-	-	
Irving Township, Precinct 2	-	-	-	-		-	-	-	-	
Johnstown Township, Precinct 1	-	-	-	-		-	-	-	-	
Maple Grove Township, Precinct 1	-	-	-	-		-	-	-	-	
Orangeville Township, Precinct 1	-	-	-	-		-	-	-	-	
Prairieville Township, Precinct 1	-	-	-	-		-	-	-	-	
Prairieville Township, Precinct 2	-	-	-	-		-	-	-	-	
Rutland Charter Township, Precinct 1	-	-	-	-		-	-	-	-	
Rutland Charter Township, Precinct 2	-	-	-	-		-	-	-	-	
Thornapple Township, Precinct 1	-	-	-	-		0	450	1	1	100.00%
Thornapple Township, Precinct 2	-	-	-	-		-	-	-	-	
Thornapple Township, Precinct 3	-	-	-	-		0	489	8	8	100.00%
Woodland Township, Precinct 1	-	-	-	-		-	-	-	-	
Yankee Springs Township, Precinct 1	-	-	-	-		0	628	4	4	100.00%
Yankee Springs Township, Precinct 2	-	-	-	-		-	-	-	-	
City of Hastings, Ward 1, Precinct 1	0	457	5	5	100.00%	-	-	-	-	
City of Hastings, Ward 2, Precinct 2	0	271	1	1	100.00%	-	-	-	-	
City of Hastings, Ward 3, Precinct 3	0	302	7	7	100.00%	-	-	-	-	
City of Hastings, Ward 4, Precinct 4	0	470	6	6	100.00%	-	-	-	-	
Total	0	1879	22	22	100.00%	0	1567	13	13	100.00%

Statement of Votes Cast
Barry County, MI
2016 General Primary
SOVC For Jurisdiction Wide, All Counters, All Races
Official Results

	DEM D3 Commissioner					DEM D4 Commissioner				
	Reg. Voters	Times Counted	Total Votes	Write-In Votes		Reg. Voters	Times Counted	Total Votes	Write-In Votes	
Jurisdiction Wide										
Assyria Township, Precinct 1	-	-	-	-		-	-	-	-	
Baltimore Township, Precinct 1	-	-	-	-		-	-	-	-	
Barry Township, Precinct 1	0	227	2	2	100.00%	-	-	-	-	
Barry Township, Precinct 2	0	441	5	5	100.00%	-	-	-	-	
Carlton Township, Precinct 1	-	-	-	-		0	334	5	5	100.00%
Castleton Township, Precinct 1	-	-	-	-		-	-	-	-	
Hastings Charter Township, Precinct 1	-	-	-	-		-	-	-	-	
Hope Township, Precinct 1	0	773	4	4	100.00%	-	-	-	-	
Irving Township, Precinct 1	-	-	-	-		0	209	2	2	100.00%
Irving Township, Precinct 2	-	-	-	-		0	559	6	6	100.00%
Johnstown Township, Precinct 1	-	-	-	-		-	-	-	-	
Maple Grove Township, Precinct 1	-	-	-	-		-	-	-	-	
Orangeville Township, Precinct 1	-	-	-	-		-	-	-	-	
Prairieville Township, Precinct 1	-	-	-	-		-	-	-	-	
Prairieville Township, Precinct 2	-	-	-	-		-	-	-	-	
Rutland Charter Township, Precinct 1	0	462	3	3	100.00%	-	-	-	-	
Rutland Charter Township, Precinct 2	-	-	-	-		0	573	4	4	100.00%
Thornapple Township, Precinct 1	-	-	-	-		-	-	-	-	
Thornapple Township, Precinct 2	-	-	-	-		0	437	3	3	100.00%
Thornapple Township, Precinct 3	-	-	-	-		-	-	-	-	
Woodland Township, Precinct 1	-	-	-	-		-	-	-	-	
Yankee Springs Township, Precinct 1	-	-	-	-		-	-	-	-	
Yankee Springs Township, Precinct 2	-	-	-	-		-	-	-	-	
City of Hastings, Ward 1, Precinct 1	-	-	-	-		-	-	-	-	
City of Hastings, Ward 2, Precinct 2	-	-	-	-		-	-	-	-	
City of Hastings, Ward 3, Precinct 3	-	-	-	-		-	-	-	-	
City of Hastings, Ward 4, Precinct 4	-	-	-	-		-	-	-	-	
Total	0	1903	14	14	100.00%	0	2112	20	20	100.00%

Statement of Votes Cast
Barry County, MI
2016 General Primary
SOVC For Jurisdiction Wide, All Counters, All Races
Official Results

	DEM D5 Commissioner					DEM D6 Commissioner				
	Reg. Voters	Times Counted	Total Votes	Write-In Votes		Reg. Voters	Times Counted	Total Votes	Write-In Votes	
Jurisdiction Wide										
Assyria Township, Precinct 1	-	-	-	-	-	-	-	-	-	-
Baltimore Township, Precinct 1	-	-	-	-	-	-	-	-	-	-
Barry Township, Precinct 1	-	-	-	-	-	-	-	-	-	-
Barry Township, Precinct 2	-	-	-	-	-	-	-	-	-	-
Carlton Township, Precinct 1	0	346	6	6	100.00%	-	-	-	-	-
Castleton Township, Precinct 1	0	523	5	5	100.00%	-	-	-	-	-
Hastings Charter Township, Precinct 1	0	413	3	3	100.00%	-	-	-	-	-
Hope Township, Precinct 1	-	-	-	-	-	-	-	-	-	-
Irving Township, Precinct 1	-	-	-	-	-	-	-	-	-	-
Irving Township, Precinct 2	-	-	-	-	-	-	-	-	-	-
Johnstown Township, Precinct 1	-	-	-	-	-	-	-	-	-	-
Maple Grove Township, Precinct 1	0	4	0	0	-	-	-	-	-	-
Orangeville Township, Precinct 1	-	-	-	-	-	0	648	8	8	100.00%
Prairieville Township, Precinct 1	-	-	-	-	-	0	292	1	1	100.00%
Prairieville Township, Precinct 2	-	-	-	-	-	0	280	4	4	100.00%
Rutland Charter Township, Precinct 1	-	-	-	-	-	-	-	-	-	-
Rutland Charter Township, Precinct 2	-	-	-	-	-	-	-	-	-	-
Thornapple Township, Precinct 1	-	-	-	-	-	-	-	-	-	-
Thornapple Township, Precinct 2	-	-	-	-	-	-	-	-	-	-
Thornapple Township, Precinct 3	-	-	-	-	-	-	-	-	-	-
Woodland Township, Precinct 1	0	418	4	4	100.00%	-	-	-	-	-
Yankee Springs Township, Precinct 1	-	-	-	-	-	-	-	-	-	-
Yankee Springs Township, Precinct 2	-	-	-	-	-	0	469	2	2	100.00%
City of Hastings, Ward 1, Precinct 1	-	-	-	-	-	-	-	-	-	-
City of Hastings, Ward 2, Precinct 2	-	-	-	-	-	-	-	-	-	-
City of Hastings, Ward 3, Precinct 3	-	-	-	-	-	-	-	-	-	-
City of Hastings, Ward 4, Precinct 4	-	-	-	-	-	-	-	-	-	-
Total	0	1704	18	18	100.00%	0	1689	15	15	100.00%

Statement of Votes Cast
Barry County, MI
2016 General Primary
SOVC For Jurisdiction Wide, All Counters, All Races
Official Results

	DEM D7 Commissioner				DEM Assyria Twp Supervisor			
	Reg. Voters	Times Counted	Total Votes	Write-In Votes	Reg. Voters	Times Counted	Total Votes	Write-In Votes
Jurisdiction Wide								
Assyria Township, Precinct 1	0	296	1	1 100.00%	0	296	1	1 100.00%
Baltimore Township, Precinct 1	0	442	4	4 100.00%	-	-	-	-
Barry Township, Precinct 1	-	-	-	-	-	-	-	-
Barry Township, Precinct 2	-	-	-	-	-	-	-	-
Carlton Township, Precinct 1	-	-	-	-	-	-	-	-
Castleton Township, Precinct 1	-	-	-	-	-	-	-	-
Hastings Charter Township, Precinct 1	-	-	-	-	-	-	-	-
Hope Township, Precinct 1	-	-	-	-	-	-	-	-
Irving Township, Precinct 1	-	-	-	-	-	-	-	-
Irving Township, Precinct 2	-	-	-	-	-	-	-	-
Johnstown Township, Precinct 1	0	559	8	8 100.00%	-	-	-	-
Maple Grove Township, Precinct 1	0	273	3	3 100.00%	-	-	-	-
Orangeville Township, Precinct 1	-	-	-	-	-	-	-	-
Prairieville Township, Precinct 1	-	-	-	-	-	-	-	-
Prairieville Township, Precinct 2	-	-	-	-	-	-	-	-
Rutland Charter Township, Precinct 1	-	-	-	-	-	-	-	-
Rutland Charter Township, Precinct 2	-	-	-	-	-	-	-	-
Thornapple Township, Precinct 1	-	-	-	-	-	-	-	-
Thornapple Township, Precinct 2	-	-	-	-	-	-	-	-
Thornapple Township, Precinct 3	-	-	-	-	-	-	-	-
Woodland Township, Precinct 1	-	-	-	-	-	-	-	-
Yankee Springs Township, Precinct 1	-	-	-	-	-	-	-	-
Yankee Springs Township, Precinct 2	-	-	-	-	-	-	-	-
City of Hastings, Ward 1, Precinct 1	-	-	-	-	-	-	-	-
City of Hastings, Ward 2, Precinct 2	-	-	-	-	-	-	-	-
City of Hastings, Ward 3, Precinct 3	-	-	-	-	-	-	-	-
City of Hastings, Ward 4, Precinct 4	-	-	-	-	-	-	-	-
Total	0	1570	16	16 100.00%	0	296	1	1 100.00%

Statement of Votes Cast
Barry County, MI
2016 General Primary
SOVC For Jurisdiction Wide, All Counters, All Races
Official Results

	DEM Assyria Twp Clerk				DEM Assyria Twp Treasurer			
	Reg. Voters	Times Counted	Total Votes	Write-In Votes	Reg. Voters	Times Counted	Total Votes	Write-In Votes
Jurisdiction Wide								
Assyria Township, Precinct 1	0	296	1	1 100.00%	0	296	1	1 100.00%
Baltimore Township, Precinct 1	-	-	-	-	-	-	-	-
Barry Township, Precinct 1	-	-	-	-	-	-	-	-
Barry Township, Precinct 2	-	-	-	-	-	-	-	-
Carlton Township, Precinct 1	-	-	-	-	-	-	-	-
Castleton Township, Precinct 1	-	-	-	-	-	-	-	-
Hastings Charter Township, Precinct 1	-	-	-	-	-	-	-	-
Hope Township, Precinct 1	-	-	-	-	-	-	-	-
Irving Township, Precinct 1	-	-	-	-	-	-	-	-
Irving Township, Precinct 2	-	-	-	-	-	-	-	-
Johnstown Township, Precinct 1	-	-	-	-	-	-	-	-
Maple Grove Township, Precinct 1	-	-	-	-	-	-	-	-
Orangeville Township, Precinct 1	-	-	-	-	-	-	-	-
Prairieville Township, Precinct 1	-	-	-	-	-	-	-	-
Prairieville Township, Precinct 2	-	-	-	-	-	-	-	-
Rutland Charter Township, Precinct 1	-	-	-	-	-	-	-	-
Rutland Charter Township, Precinct 2	-	-	-	-	-	-	-	-
Thornapple Township, Precinct 1	-	-	-	-	-	-	-	-
Thornapple Township, Precinct 2	-	-	-	-	-	-	-	-
Thornapple Township, Precinct 3	-	-	-	-	-	-	-	-
Woodland Township, Precinct 1	-	-	-	-	-	-	-	-
Yankee Springs Township, Precinct 1	-	-	-	-	-	-	-	-
Yankee Springs Township, Precinct 2	-	-	-	-	-	-	-	-
City of Hastings, Ward 1, Precinct 1	-	-	-	-	-	-	-	-
City of Hastings, Ward 2, Precinct 2	-	-	-	-	-	-	-	-
City of Hastings, Ward 3, Precinct 3	-	-	-	-	-	-	-	-
City of Hastings, Ward 4, Precinct 4	-	-	-	-	-	-	-	-
Total	0	296	1	1 100.00%	0	296	1	1 100.00%

Statement of Votes Cast
Barry County, MI
2016 General Primary
SOVC For Jurisdiction Wide, All Counters, All Races
Official Results

	DEM Assyria Twp Trustee					DEM Baltimore Twp Supervisor						
	Reg. Voters	Times Counted	Total Votes	Write-In Votes		Reg. Voters	Times Counted	Total Votes	Jeremy Miller (DEM)		Write-In Votes	
Jurisdiction Wide												
Assyria Township, Precinct 1	0	296	1	1	100.00%	-	-	-	-		-	
Baltimore Township, Precinct 1	-	-	-	-		0	442	24	24	100.00%	0	0.00%
Barry Township, Precinct 1	-	-	-	-		-	-	-	-		-	
Barry Township, Precinct 2	-	-	-	-		-	-	-	-		-	
Carlton Township, Precinct 1	-	-	-	-		-	-	-	-		-	
Castleton Township, Precinct 1	-	-	-	-		-	-	-	-		-	
Hastings Charter Township, Precinct 1	-	-	-	-		-	-	-	-		-	
Hope Township, Precinct 1	-	-	-	-		-	-	-	-		-	
Irving Township, Precinct 1	-	-	-	-		-	-	-	-		-	
Irving Township, Precinct 2	-	-	-	-		-	-	-	-		-	
Johnstown Township, Precinct 1	-	-	-	-		-	-	-	-		-	
Maple Grove Township, Precinct 1	-	-	-	-		-	-	-	-		-	
Orangeville Township, Precinct 1	-	-	-	-		-	-	-	-		-	
Prairieville Township, Precinct 1	-	-	-	-		-	-	-	-		-	
Prairieville Township, Precinct 2	-	-	-	-		-	-	-	-		-	
Rutland Charter Township, Precinct 1	-	-	-	-		-	-	-	-		-	
Rutland Charter Township, Precinct 2	-	-	-	-		-	-	-	-		-	
Thornapple Township, Precinct 1	-	-	-	-		-	-	-	-		-	
Thornapple Township, Precinct 2	-	-	-	-		-	-	-	-		-	
Thornapple Township, Precinct 3	-	-	-	-		-	-	-	-		-	
Woodland Township, Precinct 1	-	-	-	-		-	-	-	-		-	
Yankee Springs Township, Precinct 1	-	-	-	-		-	-	-	-		-	
Yankee Springs Township, Precinct 2	-	-	-	-		-	-	-	-		-	
City of Hastings, Ward 1, Precinct 1	-	-	-	-		-	-	-	-		-	
City of Hastings, Ward 2, Precinct 2	-	-	-	-		-	-	-	-		-	
City of Hastings, Ward 3, Precinct 3	-	-	-	-		-	-	-	-		-	
City of Hastings, Ward 4, Precinct 4	-	-	-	-		-	-	-	-		-	
Total	0	296	1	1	100.00%	0	442	24	24	100.00%	0	0.00%

Statement of Votes Cast
Barry County, MI
2016 General Primary
SOVC For Jurisdiction Wide, All Counters, All Races
Official Results

	DEM Baltimore Twp Clerk						
	Reg. Voters	Times Counted	Total Votes	Penelope J. Ypma (DEM)		Write-In Votes	
Jurisdiction Wide							
Assyria Township, Precinct 1	-	-	-	-	-	-	-
Baltimore Township, Precinct 1	0	442	24	24	100.00%	0	0.00%
Barry Township, Precinct 1	-	-	-	-	-	-	-
Barry Township, Precinct 2	-	-	-	-	-	-	-
Carlton Township, Precinct 1	-	-	-	-	-	-	-
Castleton Township, Precinct 1	-	-	-	-	-	-	-
Hastings Charter Township, Precinct 1	-	-	-	-	-	-	-
Hope Township, Precinct 1	-	-	-	-	-	-	-
Irving Township, Precinct 1	-	-	-	-	-	-	-
Irving Township, Precinct 2	-	-	-	-	-	-	-
Johnstown Township, Precinct 1	-	-	-	-	-	-	-
Maple Grove Township, Precinct 1	-	-	-	-	-	-	-
Orangeville Township, Precinct 1	-	-	-	-	-	-	-
Prairieville Township, Precinct 1	-	-	-	-	-	-	-
Prairieville Township, Precinct 2	-	-	-	-	-	-	-
Rutland Charter Township, Precinct 1	-	-	-	-	-	-	-
Rutland Charter Township, Precinct 2	-	-	-	-	-	-	-
Thornapple Township, Precinct 1	-	-	-	-	-	-	-
Thornapple Township, Precinct 2	-	-	-	-	-	-	-
Thornapple Township, Precinct 3	-	-	-	-	-	-	-
Woodland Township, Precinct 1	-	-	-	-	-	-	-
Yankee Springs Township, Precinct 1	-	-	-	-	-	-	-
Yankee Springs Township, Precinct 2	-	-	-	-	-	-	-
City of Hastings, Ward 1, Precinct 1	-	-	-	-	-	-	-
City of Hastings, Ward 2, Precinct 2	-	-	-	-	-	-	-
City of Hastings, Ward 3, Precinct 3	-	-	-	-	-	-	-
City of Hastings, Ward 4, Precinct 4	-	-	-	-	-	-	-
Total	0	442	24	24	100.00%	0	0.00%

Statement of Votes Cast
Barry County, MI
2016 General Primary
SOVC For Jurisdiction Wide, All Counters, All Races
Official Results

	DEM Baltimore Twp Treasurer						
	Reg. Voters	Times Counted	Total Votes	Anna Miller (DEM)		Write-In Votes	
Jurisdiction Wide							
Assyria Township, Precinct 1	-	-	-	-	-	-	-
Baltimore Township, Precinct 1	0	442	24	24	100.00%	0	0.00%
Barry Township, Precinct 1	-	-	-	-	-	-	-
Barry Township, Precinct 2	-	-	-	-	-	-	-
Carlton Township, Precinct 1	-	-	-	-	-	-	-
Castleton Township, Precinct 1	-	-	-	-	-	-	-
Hastings Charter Township, Precinct 1	-	-	-	-	-	-	-
Hope Township, Precinct 1	-	-	-	-	-	-	-
Irving Township, Precinct 1	-	-	-	-	-	-	-
Irving Township, Precinct 2	-	-	-	-	-	-	-
Johnstown Township, Precinct 1	-	-	-	-	-	-	-
Maple Grove Township, Precinct 1	-	-	-	-	-	-	-
Orangeville Township, Precinct 1	-	-	-	-	-	-	-
Prairieville Township, Precinct 1	-	-	-	-	-	-	-
Prairieville Township, Precinct 2	-	-	-	-	-	-	-
Rutland Charter Township, Precinct 1	-	-	-	-	-	-	-
Rutland Charter Township, Precinct 2	-	-	-	-	-	-	-
Thornapple Township, Precinct 1	-	-	-	-	-	-	-
Thornapple Township, Precinct 2	-	-	-	-	-	-	-
Thornapple Township, Precinct 3	-	-	-	-	-	-	-
Woodland Township, Precinct 1	-	-	-	-	-	-	-
Yankee Springs Township, Precinct 1	-	-	-	-	-	-	-
Yankee Springs Township, Precinct 2	-	-	-	-	-	-	-
City of Hastings, Ward 1, Precinct 1	-	-	-	-	-	-	-
City of Hastings, Ward 2, Precinct 2	-	-	-	-	-	-	-
City of Hastings, Ward 3, Precinct 3	-	-	-	-	-	-	-
City of Hastings, Ward 4, Precinct 4	-	-	-	-	-	-	-
Total	0	442	24	24	100.00%	0	0.00%

Statement of Votes Cast
Barry County, MI
2016 General Primary
SOVC For Jurisdiction Wide, All Counters, All Races
Official Results

	DEM Baltimore Twp Trustee							DEM Barry Twp Supervisor						
	Reg. Voters	Times Counted	Total Votes	Gerard R. Ypma (DEM)		Write-In Votes		Reg. Voters	Times Counted	Total Votes	Write-In Votes			
Jurisdiction Wide														
Assyria Township, Precinct 1	-	-	-	-	-	-	-	-	-	-	-	-	-	-
Baltimore Township, Precinct 1	0	442	23	23	100.00%	0	0.00%	-	-	-	-	-	-	-
Barry Township, Precinct 1	-	-	-	-	-	-	-	0	227	2	2	100.00%		
Barry Township, Precinct 2	-	-	-	-	-	-	-	0	441	5	5	100.00%		
Carlton Township, Precinct 1	-	-	-	-	-	-	-	-	-	-	-	-	-	-
Castleton Township, Precinct 1	-	-	-	-	-	-	-	-	-	-	-	-	-	-
Hastings Charter Township, Precinct 1	-	-	-	-	-	-	-	-	-	-	-	-	-	-
Hope Township, Precinct 1	-	-	-	-	-	-	-	-	-	-	-	-	-	-
Irving Township, Precinct 1	-	-	-	-	-	-	-	-	-	-	-	-	-	-
Irving Township, Precinct 2	-	-	-	-	-	-	-	-	-	-	-	-	-	-
Johnstown Township, Precinct 1	-	-	-	-	-	-	-	-	-	-	-	-	-	-
Maple Grove Township, Precinct 1	-	-	-	-	-	-	-	-	-	-	-	-	-	-
Orangeville Township, Precinct 1	-	-	-	-	-	-	-	-	-	-	-	-	-	-
Prairieville Township, Precinct 1	-	-	-	-	-	-	-	-	-	-	-	-	-	-
Prairieville Township, Precinct 2	-	-	-	-	-	-	-	-	-	-	-	-	-	-
Rutland Charter Township, Precinct 1	-	-	-	-	-	-	-	-	-	-	-	-	-	-
Rutland Charter Township, Precinct 2	-	-	-	-	-	-	-	-	-	-	-	-	-	-
Thornapple Township, Precinct 1	-	-	-	-	-	-	-	-	-	-	-	-	-	-
Thornapple Township, Precinct 2	-	-	-	-	-	-	-	-	-	-	-	-	-	-
Thornapple Township, Precinct 3	-	-	-	-	-	-	-	-	-	-	-	-	-	-
Woodland Township, Precinct 1	-	-	-	-	-	-	-	-	-	-	-	-	-	-
Yankee Springs Township, Precinct 1	-	-	-	-	-	-	-	-	-	-	-	-	-	-
Yankee Springs Township, Precinct 2	-	-	-	-	-	-	-	-	-	-	-	-	-	-
City of Hastiogs, Ward 1, Precinct 1	-	-	-	-	-	-	-	-	-	-	-	-	-	-
City of Hastings, Ward 2, Precinct 2	-	-	-	-	-	-	-	-	-	-	-	-	-	-
City of Hastings, Ward 3, Precinct 3	-	-	-	-	-	-	-	-	-	-	-	-	-	-
City of Hastings, Ward 4, Precinct 4	-	-	-	-	-	-	-	-	-	-	-	-	-	-
Total	0	442	23	23	100.00%	0	0.00%	0	668	7	7	100.00%		

Statement of Votes Cast
Barry County, MI
2016 General Primary
SOVC For Jurisdiction Wide, All Counters, All Races
Official Results

	DEM Barry Twp Clerk							DEM Barry Twp Treasurer						
	Reg. Voters	Times Counted	Total Votes	Charity Frie (DEM)		Write-In Votes		Reg. Voters	Times Counted	Total Votes	Write-In Votes			
Jurisdiction Wide														
Assyria Township, Precinct 1	-	-	-	-	-	-	-	-	-	-	-	-		
Baltimore Township, Precinct 1	-	-	-	-	-	-	-	-	-	-	-	-		
Barry Township, Precinct 1	0	227	15	15	100.00%	0	0.00%	0	227	2	2	100.00%		
Barry Township, Precinct 2	0	441	31	30	96.77%	1	3.23%	0	441	5	5	100.00%		
Carlton Township, Precinct 1	-	-	-	-	-	-	-	-	-	-	-	-		
Castleton Township, Precinct 1	-	-	-	-	-	-	-	-	-	-	-	-		
Hastings Charter Township, Precinct 1	-	-	-	-	-	-	-	-	-	-	-	-		
Hope Township, Precinct 1	-	-	-	-	-	-	-	-	-	-	-	-		
Irving Township, Precinct 1	-	-	-	-	-	-	-	-	-	-	-	-		
Irving Township, Precinct 2	-	-	-	-	-	-	-	-	-	-	-	-		
Johnstown Township, Precinct 1	-	-	-	-	-	-	-	-	-	-	-	-		
Maple Grove Township, Precinct 1	-	-	-	-	-	-	-	-	-	-	-	-		
Orangeville Township, Precinct 1	-	-	-	-	-	-	-	-	-	-	-	-		
Prairieville Township, Precinct 1	-	-	-	-	-	-	-	-	-	-	-	-		
Prairieville Township, Precinct 2	-	-	-	-	-	-	-	-	-	-	-	-		
Rutland Charter Township, Precinct 1	-	-	-	-	-	-	-	-	-	-	-	-		
Rutland Charter Township, Precinct 2	-	-	-	-	-	-	-	-	-	-	-	-		
Thornapple Township, Precinct 1	-	-	-	-	-	-	-	-	-	-	-	-		
Thornapple Township, Precinct 2	-	-	-	-	-	-	-	-	-	-	-	-		
Thornapple Township, Precinct 3	-	-	-	-	-	-	-	-	-	-	-	-		
Woodland Township, Precinct 1	-	-	-	-	-	-	-	-	-	-	-	-		
Yankee Springs Township, Precinct 1	-	-	-	-	-	-	-	-	-	-	-	-		
Yankee Springs Township, Precinct 2	-	-	-	-	-	-	-	-	-	-	-	-		
City of Hastings, Ward 1, Precinct 1	-	-	-	-	-	-	-	-	-	-	-	-		
City of Hastings, Ward 2, Precinct 2	-	-	-	-	-	-	-	-	-	-	-	-		
City of Hastings, Ward 3, Precinct 3	-	-	-	-	-	-	-	-	-	-	-	-		
City of Hastings, Ward 4, Precinct 4	-	-	-	-	-	-	-	-	-	-	-	-		
Total	0	668	46	45	97.83%	1	2.17%	0	668	7	7	100.00%		

Statement of Votes Cast
Barry County, MI
2016 General Primary
SOVC For Jurisdiction Wide, All Counters, All Races
Official Results

	DEM Barry Twp Trustee					DEM Carlton Twp Supervisor				
	Reg. Voters	Times Counted	Total Votes	Write-In Votes		Reg. Voters	Times Counted	Total Votes	Write-In Votes	
Jurisdiction Wide										
Assyria Township, Precinct 1	-	-	-	-	-	-	-	-	-	-
Baltimore Township, Precinct 1	-	-	-	-	-	-	-	-	-	-
Barry Township, Precinct 1	0	227	3	3	100.00%	-	-	-	-	-
Barry Township, Precinct 2	0	441	6	6	100.00%	-	-	-	-	-
Carlton Township, Precinct 1	-	-	-	-	-	0	680	10	10	100.00%
Castleton Township, Precinct 1	-	-	-	-	-	-	-	-	-	-
Hastings Charter Township, Precinct 1	-	-	-	-	-	-	-	-	-	-
Hope Township, Precinct 1	-	-	-	-	-	-	-	-	-	-
Irving Township, Precinct 1	-	-	-	-	-	-	-	-	-	-
Irving Township, Precinct 2	-	-	-	-	-	-	-	-	-	-
Johnstown Township, Precinct 1	-	-	-	-	-	-	-	-	-	-
Maple Grove Township, Precinct 1	-	-	-	-	-	-	-	-	-	-
Orangeville Township, Precinct 1	-	-	-	-	-	-	-	-	-	-
Prairieville Township, Precinct 1	-	-	-	-	-	-	-	-	-	-
Prairieville Township, Precinct 2	-	-	-	-	-	-	-	-	-	-
Rutland Charter Township, Precinct 1	-	-	-	-	-	-	-	-	-	-
Rutland Charter Township, Precinct 2	-	-	-	-	-	-	-	-	-	-
Thornapple Township, Precinct 1	-	-	-	-	-	-	-	-	-	-
Thornapple Township, Precinct 2	-	-	-	-	-	-	-	-	-	-
Thornapple Township, Precinct 3	-	-	-	-	-	-	-	-	-	-
Woodland Township, Precinct 1	-	-	-	-	-	-	-	-	-	-
Yankee Springs Township, Precinct 1	-	-	-	-	-	-	-	-	-	-
Yankee Springs Township, Precinct 2	-	-	-	-	-	-	-	-	-	-
City of Hastings, Ward 1, Precinct 1	-	-	-	-	-	-	-	-	-	-
City of Hastings, Ward 2, Precinct 2	-	-	-	-	-	-	-	-	-	-
City of Hastings, Ward 3, Precinct 3	-	-	-	-	-	-	-	-	-	-
City of Hastings, Ward 4, Precinct 4	-	-	-	-	-	-	-	-	-	-
Total	0	668	9	9	100.00%	0	680	10	10	100.00%

Statement of Votes Cast
Barry County, MI
2016 General Primary
SOVC For Jurisdiction Wide, All Counters, All Races
Official Results

	DEM Carlton Twp Clerk					DEM Carlton Twp Treasurer				
	Reg. Voters	Times Counted	Total Votes	Write-In Votes		Reg. Voters	Times Counted	Total Votes	Write-In Votes	
Jurisdiction Wide										
Assyria Township, Precinct 1	-	-	-	-	-	-	-	-	-	-
Baltimore Township, Precinct 1	-	-	-	-	-	-	-	-	-	-
Barry Township, Precinct 1	-	-	-	-	-	-	-	-	-	-
Barry Township, Precinct 2	-	-	-	-	-	-	-	-	-	-
Carlton Township, Precinct 1	0	680	10	10	100.00%	0	680	11	11	100.00%
Castleton Township, Precinct 1	-	-	-	-	-	-	-	-	-	-
Hastings Charter Township, Precinct 1	-	-	-	-	-	-	-	-	-	-
Hope Township, Precinct 1	-	-	-	-	-	-	-	-	-	-
Irving Township, Precinct 1	-	-	-	-	-	-	-	-	-	-
Irving Township, Precinct 2	-	-	-	-	-	-	-	-	-	-
Johnstown Township, Precinct 1	-	-	-	-	-	-	-	-	-	-
Maple Grove Township, Precinct 1	-	-	-	-	-	-	-	-	-	-
Orangeville Township, Precinct 1	-	-	-	-	-	-	-	-	-	-
Prairieville Township, Precinct 1	-	-	-	-	-	-	-	-	-	-
Prairieville Township, Precinct 2	-	-	-	-	-	-	-	-	-	-
Rutland Charter Township, Precinct 1	-	-	-	-	-	-	-	-	-	-
Rutland Charter Township, Precinct 2	-	-	-	-	-	-	-	-	-	-
Thornapple Township, Precinct 1	-	-	-	-	-	-	-	-	-	-
Thornapple Township, Precinct 2	-	-	-	-	-	-	-	-	-	-
Thornapple Township, Precinct 3	-	-	-	-	-	-	-	-	-	-
Woodland Township, Precinct 1	-	-	-	-	-	-	-	-	-	-
Yankee Springs Township, Precinct 1	-	-	-	-	-	-	-	-	-	-
Yankee Springs Township, Precinct 2	-	-	-	-	-	-	-	-	-	-
City of Hastings, Ward 1, Precinct 1	-	-	-	-	-	-	-	-	-	-
City of Hastings, Ward 2, Precinct 2	-	-	-	-	-	-	-	-	-	-
City of Hastings, Ward 3, Precinct 3	-	-	-	-	-	-	-	-	-	-
City of Hastings, Ward 4, Precinct 4	-	-	-	-	-	-	-	-	-	-
Total	0	680	10	10	100.00%	0	680	11	11	100.00%

Statement of Votes Cast
Barry County, MI
2016 General Primary
SOVC For Jurisdiction Wide, All Counters, All Races
Official Results

	DEM Carlton Twp Trustee					DEM Castleton Twp Supervisor				
	Reg. Voters	Times Counted	Total Votes	Write-In Votes		Reg. Voters	Times Counted	Total Votes	Write-In Votes	
Jurisdiction Wide										
Assyria Township, Precinct 1	-	-	-	-	-	-	-	-	-	-
Baltimore Township, Precinct 1	-	-	-	-	-	-	-	-	-	-
Barry Township, Precinct 1	-	-	-	-	-	-	-	-	-	-
Barry Township, Precinct 2	-	-	-	-	-	-	-	-	-	-
Carlton Township, Precinct 1	0	680	16	16	100.00%	-	-	-	-	-
Castleton Township, Precinct 1	-	-	-	-	-	0	523	7	7	100.00%
Hastings Charter Township, Precinct 1	-	-	-	-	-	-	-	-	-	-
Hope Township, Precinct 1	-	-	-	-	-	-	-	-	-	-
Irving Township, Precinct 1	-	-	-	-	-	-	-	-	-	-
Irving Township, Precinct 2	-	-	-	-	-	-	-	-	-	-
Johnstown Township, Precinct 1	-	-	-	-	-	-	-	-	-	-
Maple Grove Township, Precinct 1	-	-	-	-	-	-	-	-	-	-
Orangeville Township, Precinct 1	-	-	-	-	-	-	-	-	-	-
Prairieville Township, Precinct 1	-	-	-	-	-	-	-	-	-	-
Prairieville Township, Precinct 2	-	-	-	-	-	-	-	-	-	-
Rutland Charter Township, Precinct 1	-	-	-	-	-	-	-	-	-	-
Rutland Charter Township, Precinct 2	-	-	-	-	-	-	-	-	-	-
Thornapple Township, Precinct 1	-	-	-	-	-	-	-	-	-	-
Thornapple Township, Precinct 2	-	-	-	-	-	-	-	-	-	-
Thornapple Township, Precinct 3	-	-	-	-	-	-	-	-	-	-
Woodland Township, Precinct 1	-	-	-	-	-	-	-	-	-	-
Yankee Springs Township, Precinct 1	-	-	-	-	-	-	-	-	-	-
Yankee Springs Township, Precinct 2	-	-	-	-	-	-	-	-	-	-
City of Hastings, Ward 1, Precinct 1	-	-	-	-	-	-	-	-	-	-
City of Hastings, Ward 2, Precinct 2	-	-	-	-	-	-	-	-	-	-
City of Hastings, Ward 3, Precinct 3	-	-	-	-	-	-	-	-	-	-
City of Hastings, Ward 4, Precinct 4	-	-	-	-	-	-	-	-	-	-
Total	0	680	16	16	100.00%	0	523	7	7	100.00%

Statement of Votes Cast
Barry County, MI
2016 General Primary
SOVC For Jurisdiction Wide, All Counters, All Races
Official Results

	DEM Castleton Twp Clerk					DEM Castleton Twp Treasurer				
	Reg. Voters	Times Counted	Total Votes	Write-In Votes		Reg. Voters	Times Counted	Total Votes	Write-In Votes	
Jurisdiction Wide										
Assyria Township, Precinct 1	-	-	-	-	-	-	-	-	-	-
Baltimore Township, Precinct 1	-	-	-	-	-	-	-	-	-	-
Barry Township, Precinct 1	-	-	-	-	-	-	-	-	-	-
Barry Township, Precinct 2	-	-	-	-	-	-	-	-	-	-
Carlton Township, Precinct 1	-	-	-	-	-	-	-	-	-	-
Castleton Township, Precinct 1	0	523	8	8	100.00%	0	523	7	7	100.00%
Hastings Charter Township, Precinct 1	-	-	-	-	-	-	-	-	-	-
Hope Township, Precinct 1	-	-	-	-	-	-	-	-	-	-
Irving Township, Precinct 1	-	-	-	-	-	-	-	-	-	-
Irving Township, Precinct 2	-	-	-	-	-	-	-	-	-	-
Johnstown Township, Precinct 1	-	-	-	-	-	-	-	-	-	-
Maple Grove Township, Precinct 1	-	-	-	-	-	-	-	-	-	-
Orangeville Township, Precinct 1	-	-	-	-	-	-	-	-	-	-
Prairieville Township, Precinct 1	-	-	-	-	-	-	-	-	-	-
Prairieville Township, Precinct 2	-	-	-	-	-	-	-	-	-	-
Rutland Charter Township, Precinct 1	-	-	-	-	-	-	-	-	-	-
Rutland Charter Township, Precinct 2	-	-	-	-	-	-	-	-	-	-
Thornapple Township, Precinct 1	-	-	-	-	-	-	-	-	-	-
Thornapple Township, Precinct 2	-	-	-	-	-	-	-	-	-	-
Thornapple Township, Precinct 3	-	-	-	-	-	-	-	-	-	-
Woodland Township, Precinct 1	-	-	-	-	-	-	-	-	-	-
Yankee Springs Township, Precinct 1	-	-	-	-	-	-	-	-	-	-
Yankee Springs Township, Precinct 2	-	-	-	-	-	-	-	-	-	-
City of Hastings, Ward 1, Precinct 1	-	-	-	-	-	-	-	-	-	-
City of Hastings, Ward 2, Precinct 2	-	-	-	-	-	-	-	-	-	-
City of Hastings, Ward 3, Precinct 3	-	-	-	-	-	-	-	-	-	-
City of Hastings, Ward 4, Precinct 4	-	-	-	-	-	-	-	-	-	-
Total	0	523	8	8	100.00%	0	523	7	7	100.00%

Statement of Votes Cast
Barry County, MI
2016 General Primary
SOVC For Jurisdiction Wide, All Counters, All Races
Official Results

	DEM Castleton Twp Trustee					DEM Hastings Twp Supervisor				
	Reg. Voters	Times Counted	Total Votes	Write-In Votes		Reg. Voters	Times Counted	Total Votes	Write-In Votes	
Jurisdiction Wide										
Assyria Township, Precinct 1	-	-	-	-	-	-	-	-	-	-
Baltimore Township, Precinct 1	-	-	-	-	-	-	-	-	-	-
Barry Township, Precinct 1	-	-	-	-	-	-	-	-	-	-
Barry Township, Precinct 2	-	-	-	-	-	-	-	-	-	-
Carlton Township, Precinct 1	-	-	-	-	-	-	-	-	-	-
Castleton Township, Precinct 1	0	523	9	9	100.00%	-	-	-	-	-
Hastings Charter Township, Precinct 1	-	-	-	-	-	0	792	6	6	100.00%
Hope Township, Precinct 1	-	-	-	-	-	-	-	-	-	-
Irving Township, Precinct 1	-	-	-	-	-	-	-	-	-	-
Irving Township, Precinct 2	-	-	-	-	-	-	-	-	-	-
Johnstown Township, Precinct 1	-	-	-	-	-	-	-	-	-	-
Maple Grove Township, Precinct 1	-	-	-	-	-	-	-	-	-	-
Orangeville Township, Precinct 1	-	-	-	-	-	-	-	-	-	-
Prairieville Township, Precinct 1	-	-	-	-	-	-	-	-	-	-
Prairieville Township, Precinct 2	-	-	-	-	-	-	-	-	-	-
Rutland Charter Township, Precinct 1	-	-	-	-	-	-	-	-	-	-
Rutland Charter Township, Precinct 2	-	-	-	-	-	-	-	-	-	-
Thornapple Township, Precinct 1	-	-	-	-	-	-	-	-	-	-
Thornapple Township, Precinct 2	-	-	-	-	-	-	-	-	-	-
Thornapple Township, Precinct 3	-	-	-	-	-	-	-	-	-	-
Woodland Township, Precinct 1	-	-	-	-	-	-	-	-	-	-
Yankee Springs Township, Precinct 1	-	-	-	-	-	-	-	-	-	-
Yankee Springs Township, Precinct 2	-	-	-	-	-	-	-	-	-	-
City of Hastings, Ward 1, Precinct 1	-	-	-	-	-	-	-	-	-	-
City of Hastings, Ward 2, Precinct 2	-	-	-	-	-	-	-	-	-	-
City of Hastings, Ward 3, Precinct 3	-	-	-	-	-	-	-	-	-	-
City of Hastings, Ward 4, Precinct 4	-	-	-	-	-	-	-	-	-	-
Total	0	523	9	9	100.00%	0	792	6	6	100.00%

Statement of Votes Cast
Barry County, MI
2016 General Primary
SOVC For Jurisdiction Wide, All Counters, All Races
Official Results

	DEM Hastings Twp Clerk					DEM Hastings Twp Treasurer						
	Reg. Voters	Times Counted	Total Votes	Write-In Votes		Reg. Voters	Times Counted	Total Votes	Jenee S. Phillips (DEM)		Write-In Votes	
Jurisdiction Wide												
Assyria Township, Precinct 1	-	-	-	-	-	-	-	-	-	-	-	-
Baltimore Township, Precinct 1	-	-	-	-	-	-	-	-	-	-	-	-
Barry Township, Precinct 1	-	-	-	-	-	-	-	-	-	-	-	-
Barry Township, Precinct 2	-	-	-	-	-	-	-	-	-	-	-	-
Carlton Township, Precinct 1	-	-	-	-	-	-	-	-	-	-	-	-
Castleton Towoship, Precinct 1	-	-	-	-	-	-	-	-	-	-	-	-
Hastings Charter Township, Precinct 1	0	792	6	6	100.00%	0	792	32	31	96.88%	1	3.13%
Hope Township, Precinct 1	-	-	-	-	-	-	-	-	-	-	-	-
Irving Township, Precinct 1	-	-	-	-	-	-	-	-	-	-	-	-
Irving Township, Precinct 2	-	-	-	-	-	-	-	-	-	-	-	-
Johnstown Township, Precinct 1	-	-	-	-	-	-	-	-	-	-	-	-
Maple Grove Township, Precinct 1	-	-	-	-	-	-	-	-	-	-	-	-
Orangeville Township, Precinct 1	-	-	-	-	-	-	-	-	-	-	-	-
Prairieville Township, Precinct 1	-	-	-	-	-	-	-	-	-	-	-	-
Prairieville Township, Precinct 2	-	-	-	-	-	-	-	-	-	-	-	-
Rutland Charter Township, Precinct 1	-	-	-	-	-	-	-	-	-	-	-	-
Rutland Charter Township, Precinct 2	-	-	-	-	-	-	-	-	-	-	-	-
Thornapple Township, Precinct 1	-	-	-	-	-	-	-	-	-	-	-	-
Thornapple Township, Precinct 2	-	-	-	-	-	-	-	-	-	-	-	-
Thornapple Township, Precinct 3	-	-	-	-	-	-	-	-	-	-	-	-
Woodland Township, Precinct 1	-	-	-	-	-	-	-	-	-	-	-	-
Yankee Springs Township, Precinct 1	-	-	-	-	-	-	-	-	-	-	-	-
Yankee Springs Township, Precinct 2	-	-	-	-	-	-	-	-	-	-	-	-
City of Hastings, Ward 1, Precinct 1	-	-	-	-	-	-	-	-	-	-	-	-
City of Hastings, Ward 2, Precinct 2	-	-	-	-	-	-	-	-	-	-	-	-
City of Hastings, Ward 3, Precinct 3	-	-	-	-	-	-	-	-	-	-	-	-
City of Hastings, Ward 4, Precinct 4	-	-	-	-	-	-	-	-	-	-	-	-
Total	0	792	6	6	100.00%	0	792	32	31	96.88%	1	3.13%

Statement of Votes Cast
Barry County, MI
2016 General Primary
SOVC For Jurisdiction Wide, All Counters, All Races
Official Results

	DEM Hastings Twp Trustee							DEM Hope Twp Supervisor					
	Reg. Voters	Times Counted	Total Votes	Keith A. Murphy (DEM)		Write-In Votes		Reg. Voters	Times Counted	Total Votes	Write-In Votes		
Jurisdiction Wide													
Assyria Township, Precinct 1	-	-	-	-	-	-	-	-	-	-	-	-	-
Baltimore Township, Precinct 1	-	-	-	-	-	-	-	-	-	-	-	-	-
Barry Township, Precinct 1	-	-	-	-	-	-	-	-	-	-	-	-	-
Barry Township, Precinct 2	-	-	-	-	-	-	-	-	-	-	-	-	-
Carlton Township, Precinct 1	-	-	-	-	-	-	-	-	-	-	-	-	-
Castleton Township, Precinct 1	-	-	-	-	-	-	-	-	-	-	-	-	-
Hastings Charter Township, Precinct 1	0	792	39	33	84.62%	6	15.38%	-	-	-	-	-	-
Hope Township, Precinct 1	-	-	-	-	-	-	-	0	773	1	1	100.00%	
Irving Township, Precinct 1	-	-	-	-	-	-	-	-	-	-	-	-	-
Irving Township, Precinct 2	-	-	-	-	-	-	-	-	-	-	-	-	-
Johnstown Township, Precinct 1	-	-	-	-	-	-	-	-	-	-	-	-	-
Maple Grove Township, Precinct 1	-	-	-	-	-	-	-	-	-	-	-	-	-
Orangeville Township, Precinct 1	-	-	-	-	-	-	-	-	-	-	-	-	-
Prairieville Township, Precinct 1	-	-	-	-	-	-	-	-	-	-	-	-	-
Prairieville Township, Precinct 2	-	-	-	-	-	-	-	-	-	-	-	-	-
Rutland Charter Township, Precinct 1	-	-	-	-	-	-	-	-	-	-	-	-	-
Rutland Charter Township, Precinct 2	-	-	-	-	-	-	-	-	-	-	-	-	-
Thornapple Township, Precinct 1	-	-	-	-	-	-	-	-	-	-	-	-	-
Thornapple Township, Precinct 2	-	-	-	-	-	-	-	-	-	-	-	-	-
Thornapple Township, Precinct 3	-	-	-	-	-	-	-	-	-	-	-	-	-
Woodland Township, Precinct 1	-	-	-	-	-	-	-	-	-	-	-	-	-
Yankee Springs Township, Precinct 1	-	-	-	-	-	-	-	-	-	-	-	-	-
Yankee Springs Township, Precinct 2	-	-	-	-	-	-	-	-	-	-	-	-	-
City of Hastings, Ward 1, Precinct 1	-	-	-	-	-	-	-	-	-	-	-	-	-
City of Hastings, Ward 2, Precinct 2	-	-	-	-	-	-	-	-	-	-	-	-	-
City of Hastings, Ward 3, Precinct 3	-	-	-	-	-	-	-	-	-	-	-	-	-
City of Hastings, Ward 4, Precinct 4	-	-	-	-	-	-	-	-	-	-	-	-	-
Total	0	792	39	33	84.62%	6	15.38%	0	773	1	1	100.00%	

Statement of Votes Cast
Barry County, MI
2016 General Primary
SOVC For Jurisdiction Wide, All Counters, All Races
Official Results

	DEM Hope Twp Clerk					DEM Hope Twp Treasurer				
	Reg. Voters	Times Counted	Total Votes	Write-In Votes		Reg. Voters	Times Counted	Total Votes	Write-In Votes	
Jurisdiction Wide										
Assyria Township, Precinct 1	-	-	-	-		-	-	-	-	
Baltimore Township, Precinct 1	-	-	-	-		-	-	-	-	
Barry Township, Precinct 1	-	-	-	-		-	-	-	-	
Barry Township, Precinct 2	-	-	-	-		-	-	-	-	
Carlton Township, Precinct 1	-	-	-	-		-	-	-	-	
Castleton Township, Precinct 1	-	-	-	-		-	-	-	-	
Hastings Charter Township, Precinct 1	-	-	-	-		-	-	-	-	
Hope Township, Precinct 1	0	773	1	1	100.00%	0	773	1	1	100.00%
Irving Township, Precinct 1	-	-	-	-		-	-	-	-	
Irving Township, Precinct 2	-	-	-	-		-	-	-	-	
Johnstown Township, Precinct 1	-	-	-	-		-	-	-	-	
Maple Grove Township, Precinct 1	-	-	-	-		-	-	-	-	
Orangeville Township, Precinct 1	-	-	-	-		-	-	-	-	
Prairieville Township, Precinct 1	-	-	-	-		-	-	-	-	
Prairieville Township, Precinct 2	-	-	-	-		-	-	-	-	
Rutland Charter Township, Precinct 1	-	-	-	-		-	-	-	-	
Rutland Charter Township, Precinct 2	-	-	-	-		-	-	-	-	
Thornapple Township, Precinct 1	-	-	-	-		-	-	-	-	
Thornapple Township, Precinct 2	-	-	-	-		-	-	-	-	
Thornapple Township, Precinct 3	-	-	-	-		-	-	-	-	
Woodland Township, Precinct 1	-	-	-	-		-	-	-	-	
Yankee Springs Township, Precinct 1	-	-	-	-		-	-	-	-	
Yankee Springs Township, Precinct 2	-	-	-	-		-	-	-	-	
City of Hastings, Ward 1, Precinct 1	-	-	-	-		-	-	-	-	
City of Hastings, Ward 2, Precinct 2	-	-	-	-		-	-	-	-	
City of Hastings, Ward 3, Precinct 3	-	-	-	-		-	-	-	-	
City of Hastings, Ward 4, Precinct 4	-	-	-	-		-	-	-	-	
Total	0	773	1	1	100.00%	0	773	1	1	100.00%

Statement of Votes Cast
Barry County, MI
2016 General Primary
SOVC For Jurisdiction Wide, All Counters, All Races
Official Results

	DEM Hope Twp Trustee					DEM Irving Twp Supervisor				
	Reg. Voters	Times Counted	Total Votes	Write-In Votes		Reg. Voters	Times Counted	Total Votes	Write-In Votes	
Jurisdiction Wide										
Assyria Township, Precinct 1	-	-	-	-	-	-	-	-	-	-
Baltimore Township, Precinct 1	-	-	-	-	-	-	-	-	-	-
Barry Township, Precinct 1	-	-	-	-	-	-	-	-	-	-
Barry Township, Precinct 2	-	-	-	-	-	-	-	-	-	-
Carlton Township, Precinct 1	-	-	-	-	-	-	-	-	-	-
Castleton Township, Precinct 1	-	-	-	-	-	-	-	-	-	-
Hastings Charter Township, Precinct 1	-	-	-	-	-	-	-	-	-	-
Hope Township, Precinct 1	0	773	2	2	100.00%	-	-	-	-	-
Irving Township, Precinct 1	-	-	-	-	-	0	209	2	2	100.00%
Irving Township, Precinct 2	-	-	-	-	-	0	559	6	6	100.00%
Johnstown Township, Precinct 1	-	-	-	-	-	-	-	-	-	-
Maple Grove Township, Precinct 1	-	-	-	-	-	-	-	-	-	-
Orangeville Township, Precinct 1	-	-	-	-	-	-	-	-	-	-
Prairieville Township, Precinct 1	-	-	-	-	-	-	-	-	-	-
Prairieville Township, Precinct 2	-	-	-	-	-	-	-	-	-	-
Rutland Charter Township, Precinct 1	-	-	-	-	-	-	-	-	-	-
Rutland Charter Township, Precinct 2	-	-	-	-	-	-	-	-	-	-
Thornapple Township, Precinct 1	-	-	-	-	-	-	-	-	-	-
Thornapple Township, Precinct 2	-	-	-	-	-	-	-	-	-	-
Thornapple Township, Precinct 3	-	-	-	-	-	-	-	-	-	-
Woodland Township, Precinct 1	-	-	-	-	-	-	-	-	-	-
Yankee Springs Township, Precinct 1	-	-	-	-	-	-	-	-	-	-
Yankee Springs Township, Precinct 2	-	-	-	-	-	-	-	-	-	-
City of Hastings, Ward 1, Precinct 1	-	-	-	-	-	-	-	-	-	-
City of Hastings, Ward 2, Precinct 2	-	-	-	-	-	-	-	-	-	-
City of Hastings, Ward 3, Precinct 3	-	-	-	-	-	-	-	-	-	-
City of Hastings, Ward 4, Precinct 4	-	-	-	-	-	-	-	-	-	-
Total	0	773	2	2	100.00%	0	768	8	8	100.00%

Statement of Votes Cast
Barry County, MI
2016 General Primary
SOVC For Jurisdiction Wide, All Counters, All Races
Official Results

	DEM Irving Twp Clerk					DEM Irving Twp Treasurer				
	Reg. Voters	Times Counted	Total Votes	Write-In Votes		Reg. Voters	Times Counted	Total Votes	Write-In Votes	
Jurisdiction Wide										
Assyria Township, Precinct 1	-	-	-	-	-	-	-	-	-	-
Baltimore Township, Precinct 1	-	-	-	-	-	-	-	-	-	-
Barry Township, Precinct 1	-	-	-	-	-	-	-	-	-	-
Barry Township, Precinct 2	-	-	-	-	-	-	-	-	-	-
Carlton Township, Precinct 1	-	-	-	-	-	-	-	-	-	-
Castleton Township, Precinct 1	-	-	-	-	-	-	-	-	-	-
Hastings Charter Township, Precinct 1	-	-	-	-	-	-	-	-	-	-
Hope Township, Precinct 1	-	-	-	-	-	-	-	-	-	-
Irving Township, Precinct 1	0	209	2	2	100.00%	0	209	2	2	100.00%
Irving Township, Precinct 2	0	559	6	6	100.00%	0	559	6	6	100.00%
Johnstown Township, Precinct 1	-	-	-	-	-	-	-	-	-	-
Maple Grove Township, Precinct 1	-	-	-	-	-	-	-	-	-	-
Orangeville Township, Precinct 1	-	-	-	-	-	-	-	-	-	-
Prairieville Township, Precinct 1	-	-	-	-	-	-	-	-	-	-
Prairieville Township, Precinct 2	-	-	-	-	-	-	-	-	-	-
Rutland Charter Township, Precinct 1	-	-	-	-	-	-	-	-	-	-
Rutland Charter Township, Precinct 2	-	-	-	-	-	-	-	-	-	-
Thornapple Township, Precinct 1	-	-	-	-	-	-	-	-	-	-
Thornapple Township, Precinct 2	-	-	-	-	-	-	-	-	-	-
Thornapple Township, Precinct 3	-	-	-	-	-	-	-	-	-	-
Woodland Township, Precinct 1	-	-	-	-	-	-	-	-	-	-
Yankee Springs Township, Precinct 1	-	-	-	-	-	-	-	-	-	-
Yankee Springs Township, Precinct 2	-	-	-	-	-	-	-	-	-	-
City of Hastings, Ward 1, Precinct 1	-	-	-	-	-	-	-	-	-	-
City of Hastings, Ward 2, Precinct 2	-	-	-	-	-	-	-	-	-	-
City of Hastings, Ward 3, Precinct 3	-	-	-	-	-	-	-	-	-	-
City of Hastings, Ward 4, Precinct 4	-	-	-	-	-	-	-	-	-	-
Total	0	768	8	8	100.00%	0	768	8	8	100.00%

Statement of Votes Cast
Barry County, MI
2016 General Primary
SOVC For Jurisdiction Wide, All Counters, All Races
Official Results

	DEM Irving Twp Trustee					DEM Johnstown Twp Supervisor				
	Reg. Voters	Times Counted	Total Votes	Write-In Votes		Reg. Voters	Times Counted	Total Votes	Write-In Votes	
Jurisdiction Wide										
Assyria Township, Precinct 1	-	-	-	-	-	-	-	-	-	-
Baltimore Township, Precinct 1	-	-	-	-	-	-	-	-	-	-
Barry Township, Precinct 1	-	-	-	-	-	-	-	-	-	-
Barry Township, Precinct 2	-	-	-	-	-	-	-	-	-	-
Carlton Township, Precinct 1	-	-	-	-	-	-	-	-	-	-
Castleton Township, Precinct 1	-	-	-	-	-	-	-	-	-	-
Hastings Charter Township, Precinct 1	-	-	-	-	-	-	-	-	-	-
Hope Township, Precinct 1	-	-	-	-	-	-	-	-	-	-
Irving Township, Precinct 1	0	209	3	3	100.00%	-	-	-	-	-
Irving Township, Precinct 2	0	559	9	9	100.00%	-	-	-	-	-
Johnstown Township, Precinct 1	-	-	-	-	-	0	559	7	7	100.00%
Maple Grove Township, Precinct 1	-	-	-	-	-	-	-	-	-	-
Orangeville Township, Precinct 1	-	-	-	-	-	-	-	-	-	-
Prairieville Township, Precinct 1	-	-	-	-	-	-	-	-	-	-
Prairieville Township, Precinct 2	-	-	-	-	-	-	-	-	-	-
Rutland Charter Township, Precinct 1	-	-	-	-	-	-	-	-	-	-
Rutland Charter Township, Precinct 2	-	-	-	-	-	-	-	-	-	-
Thornapple Township, Precinct 1	-	-	-	-	-	-	-	-	-	-
Thornapple Township, Precinct 2	-	-	-	-	-	-	-	-	-	-
Thornapple Township, Precinct 3	-	-	-	-	-	-	-	-	-	-
Woodland Township, Precinct 1	-	-	-	-	-	-	-	-	-	-
Yankee Springs Township, Precinct 1	-	-	-	-	-	-	-	-	-	-
Yankee Springs Township, Precinct 2	-	-	-	-	-	-	-	-	-	-
City of Hastings, Ward 1, Precinct 1	-	-	-	-	-	-	-	-	-	-
City of Hastings, Ward 2, Precinct 2	-	-	-	-	-	-	-	-	-	-
City of Hastings, Ward 3, Precinct 3	-	-	-	-	-	-	-	-	-	-
City of Hastings, Ward 4, Precinct 4	-	-	-	-	-	-	-	-	-	-
Total	0	768	12	12	100.00%	0	559	7	7	100.00%

Statement of Votes Cast
Barry County, MI
2016 General Primary
SOVC For Jurisdiction Wide, All Counters, All Races
Official Results

	DEM Johnstown Twp Clerk					DEM Johnstown Twp Treasurer				
	Reg. Voters	Times Counted	Total Votes	Write-In Votes		Reg. Voters	Times Counted	Total Votes	Write-In Votes	
Jurisdiction Wide										
Assyria Township, Precinct 1	-	-	-	-		-	-	-	-	
Baltimore Township, Precinct 1	-	-	-	-		-	-	-	-	
Barry Township, Precinct 1	-	-	-	-		-	-	-	-	
Barry Township, Precinct 2	-	-	-	-		-	-	-	-	
Carlton Township, Precinct 1	-	-	-	-		-	-	-	-	
Castleton Township, Precinct 1	-	-	-	-		-	-	-	-	
Hastings Charter Township, Precinct 1	-	-	-	-		-	-	-	-	
Hope Township, Precinct 1	-	-	-	-		-	-	-	-	
Irving Township, Precinct 1	-	-	-	-		-	-	-	-	
Irving Township, Precinct 2	-	-	-	-		-	-	-	-	
Johnstown Township, Precinct 1	0	559	7	7	100.00%	0	559	7	7	100.00%
Maple Grove Township, Precinct 1	-	-	-	-		-	-	-	-	
Orangeville Township, Precinct 1	-	-	-	-		-	-	-	-	
Prairieville Township, Precinct 1	-	-	-	-		-	-	-	-	
Prairieville Township, Precinct 2	-	-	-	-		-	-	-	-	
Rutland Charter Township, Precinct 1	-	-	-	-		-	-	-	-	
Rutland Charter Township, Precinct 2	-	-	-	-		-	-	-	-	
Thornapple Township, Precinct 1	-	-	-	-		-	-	-	-	
Thornapple Township, Precinct 2	-	-	-	-		-	-	-	-	
Thornapple Township, Precinct 3	-	-	-	-		-	-	-	-	
Woodland Township, Precinct 1	-	-	-	-		-	-	-	-	
Yankee Springs Township, Precinct 1	-	-	-	-		-	-	-	-	
Yankee Springs Township, Precinct 2	-	-	-	-		-	-	-	-	
City of Hastings, Ward 1, Precinct 1	-	-	-	-		-	-	-	-	
City of Hastings, Ward 2, Precinct 2	-	-	-	-		-	-	-	-	
City of Hastings, Ward 3, Precinct 3	-	-	-	-		-	-	-	-	
City of Hastings, Ward 4, Precinct 4	-	-	-	-		-	-	-	-	
Total	0	559	7	7	100.00%	0	559	7	7	100.00%

Statement of Votes Cast
Barry County, MI
2016 General Primary
SOVC For Jurisdiction Wide, All Counters, All Races
Official Results

DEM Johnstown Twp Trustee

	Reg. Voters	Times Counted	Total Votes	Twilla Gibbons (DEM)		Blake W. Griffin (DEM)		Write-In Votes	
Jurisdiction Wide									
Assyria Township, Precinct 1	-	-	-	-	-	-	-	-	-
Baltimore Township, Precinct 1	-	-	-	-	-	-	-	-	-
Barry Township, Precinct 1	-	-	-	-	-	-	-	-	-
Barry Township, Precinct 2	-	-	-	-	-	-	-	-	-
Carlton Township, Precinct 1	-	-	-	-	-	-	-	-	-
Castleton Township, Precinct 1	-	-	-	-	-	-	-	-	-
Hastings Charter Township, Precinct 1	-	-	-	-	-	-	-	-	-
Hope Township, Precinct 1	-	-	-	-	-	-	-	-	-
Irving Township, Precinct 1	-	-	-	-	-	-	-	-	-
Irving Township, Precinct 2	-	-	-	-	-	-	-	-	-
Johnstown Township, Precinct 1	0	559	80	38	47.50%	42	52.50%	0	0.00%
Maple Grove Township, Precinct 1	-	-	-	-	-	-	-	-	-
Orangeville Township, Precinct 1	-	-	-	-	-	-	-	-	-
Prairieville Township, Precinct 1	-	-	-	-	-	-	-	-	-
Prairieville Township, Precinct 2	-	-	-	-	-	-	-	-	-
Rutland Charter Township, Precinct 1	-	-	-	-	-	-	-	-	-
Rutland Charter Township, Precinct 2	-	-	-	-	-	-	-	-	-
Thornapple Township, Precinct 1	-	-	-	-	-	-	-	-	-
Thornapple Township, Precinct 2	-	-	-	-	-	-	-	-	-
Thornapple Township, Precinct 3	-	-	-	-	-	-	-	-	-
Woodland Township, Precinct 1	-	-	-	-	-	-	-	-	-
Yankee Springs Township, Precinct 1	-	-	-	-	-	-	-	-	-
Yankee Springs Township, Precinct 2	-	-	-	-	-	-	-	-	-
City of Hastings, Ward 1, Precinct 1	-	-	-	-	-	-	-	-	-
City of Hastings, Ward 2, Precinct 2	-	-	-	-	-	-	-	-	-
City of Hastings, Ward 3, Precinct 3	-	-	-	-	-	-	-	-	-
City of Hastings, Ward 4, Precinct 4	-	-	-	-	-	-	-	-	-
Total	0	559	80	38	47.50%	42	52.50%	0	0.00%

Statement of Votes Cast
Barry County, MI
2016 General Primary
SOVC For Jurisdiction Wide, All Counters, All Races
Official Results

	DEM Map Grv Twp Supervisor					DEM Map Grv Twp Clerk				
	Reg. Voters	Times Counted	Total Votes	Write-In Votes		Reg. Voters	Times Counted	Total Votes	Write-In Votes	
Jurisdiction Wide										
Assyria Township, Precinct 1	-	-	-	-	-	-	-	-	-	-
Baltimore Township, Precinct 1	-	-	-	-	-	-	-	-	-	-
Barry Township, Precinct 1	-	-	-	-	-	-	-	-	-	-
Barry Township, Precinct 2	-	-	-	-	-	-	-	-	-	-
Carlton Township, Precinct 1	-	-	-	-	-	-	-	-	-	-
Castleton Township, Precinct 1	-	-	-	-	-	-	-	-	-	-
Hastings Charter Township, Precinct 1	-	-	-	-	-	-	-	-	-	-
Hope Township, Precinct 1	-	-	-	-	-	-	-	-	-	-
Irving Township, Precinct 1	-	-	-	-	-	-	-	-	-	-
Irving Township, Precinct 2	-	-	-	-	-	-	-	-	-	-
Johnstown Township, Precinct 1	-	-	-	-	-	-	-	-	-	-
Maple Grove Township, Precinct 1	0	277	1	1	100.00%	0	277	1	1	100.00%
Orangeville Township, Precinct 1	-	-	-	-	-	-	-	-	-	-
Prairieville Township, Precinct 1	-	-	-	-	-	-	-	-	-	-
Prairieville Township, Precinct 2	-	-	-	-	-	-	-	-	-	-
Rutland Charter Township, Precinct 1	-	-	-	-	-	-	-	-	-	-
Rutland Charter Township, Precinct 2	-	-	-	-	-	-	-	-	-	-
Thornapple Township, Precinct 1	-	-	-	-	-	-	-	-	-	-
Thornapple Township, Precinct 2	-	-	-	-	-	-	-	-	-	-
Thornapple Township, Precinct 3	-	-	-	-	-	-	-	-	-	-
Woodland Township, Precinct 1	-	-	-	-	-	-	-	-	-	-
Yankee Springs Township, Precinct 1	-	-	-	-	-	-	-	-	-	-
Yankee Springs Township, Precinct 2	-	-	-	-	-	-	-	-	-	-
City of Hastings, Ward 1, Precinct 1	-	-	-	-	-	-	-	-	-	-
City of Hastings, Ward 2, Precinct 2	-	-	-	-	-	-	-	-	-	-
City of Hastings, Ward 3, Precinct 3	-	-	-	-	-	-	-	-	-	-
City of Hastings, Ward 4, Precinct 4	-	-	-	-	-	-	-	-	-	-
Total	0	277	1	1	100.00%	0	277	1	1	100.00%

Statement of Votes Cast
Barry County, MI
2016 General Primary
SOVC For Jurisdiction Wide, All Counters, All Races
Official Results

	DEM Map Grv Twp Treasurer					DEM Map Grv Twp Trustee				
	Reg. Voters	Times Counted	Total Votes	Write-In Votes		Reg. Voters	Times Counted	Total Votes	Write-In Votes	
Jurisdiction Wide										
Assyria Township, Precinct 1	-	-	-	-	-	-	-	-	-	-
Baltimore Township, Precinct 1	-	-	-	-	-	-	-	-	-	-
Barry Township, Precinct 1	-	-	-	-	-	-	-	-	-	-
Barry Township, Precinct 2	-	-	-	-	-	-	-	-	-	-
Carlton Township, Precinct 1	-	-	-	-	-	-	-	-	-	-
Castleton Township, Precinct 1	-	-	-	-	-	-	-	-	-	-
Hastings Charter Township, Precinct 1	-	-	-	-	-	-	-	-	-	-
Hope Township, Precinct 1	-	-	-	-	-	-	-	-	-	-
Irving Township, Precinct 1	-	-	-	-	-	-	-	-	-	-
Irving Township, Precinct 2	-	-	-	-	-	-	-	-	-	-
Johnstown Township, Precinct 1	-	-	-	-	-	-	-	-	-	-
Maple Grove Township, Precinct 1	0	277	1	1	100.00%	0	277	1	1	100.00%
Orangeville Township, Precinct 1	-	-	-	-	-	-	-	-	-	-
Prairieville Township, Precinct 1	-	-	-	-	-	-	-	-	-	-
Prairieville Township, Precinct 2	-	-	-	-	-	-	-	-	-	-
Rutland Charter Township, Precinct 1	-	-	-	-	-	-	-	-	-	-
Rutland Charter Township, Precinct 2	-	-	-	-	-	-	-	-	-	-
Thornapple Township, Precinct 1	-	-	-	-	-	-	-	-	-	-
Thornapple Township, Precinct 2	-	-	-	-	-	-	-	-	-	-
Thornapple Township, Precinct 3	-	-	-	-	-	-	-	-	-	-
Woodland Township, Precinct 1	-	-	-	-	-	-	-	-	-	-
Yankee Springs Township, Precinct 1	-	-	-	-	-	-	-	-	-	-
Yankee Springs Township, Precinct 2	-	-	-	-	-	-	-	-	-	-
City of Hastings, Ward 1, Precinct 1	-	-	-	-	-	-	-	-	-	-
City of Hastings, Ward 2, Precinct 2	-	-	-	-	-	-	-	-	-	-
City of Hastings, Ward 3, Precinct 3	-	-	-	-	-	-	-	-	-	-
City of Hastings, Ward 4, Precinct 4	-	-	-	-	-	-	-	-	-	-
Total	0	277	1	1	100.00%	0	277	1	1	100.00%

Statement of Votes Cast
Barry County, MI
2016 General Primary
SOVC For Jurisdiction Wide, All Counters, All Races
Official Results

	DEM Orange Twp Supervisor					DEM Orange Twp Clerk				
	Reg. Voters	Times Counted	Total Votes	Write-In Votes		Reg. Voters	Times Counted	Total Votes	Write-In Votes	
Jurisdiction Wide										
Assyria Township, Precinct 1	-	-	-	-	-	-	-	-	-	-
Baltimore Township, Precinct 1	-	-	-	-	-	-	-	-	-	-
Barry Township, Precinct 1	-	-	-	-	-	-	-	-	-	-
Barry Township, Precinct 2	-	-	-	-	-	-	-	-	-	-
Carlton Township, Precinct 1	-	-	-	-	-	-	-	-	-	-
Castleton Township, Precinct 1	-	-	-	-	-	-	-	-	-	-
Hastings Charter Township, Precinct 1	-	-	-	-	-	-	-	-	-	-
Hope Township, Precinct 1	-	-	-	-	-	-	-	-	-	-
Irving Township, Precinct 1	-	-	-	-	-	-	-	-	-	-
Irving Township, Precinct 2	-	-	-	-	-	-	-	-	-	-
Johnstown Township, Precinct 1	-	-	-	-	-	-	-	-	-	-
Maple Grove Township, Precinct 1	-	-	-	-	-	-	-	-	-	-
Orangeville Township, Precinct 1	0	648	9	9	100.00%	0	648	10	10	100.00%
Prairieville Township, Precinct 1	-	-	-	-	-	-	-	-	-	-
Prairieville Township, Precinct 2	-	-	-	-	-	-	-	-	-	-
Rutland Charter Township, Precinct 1	-	-	-	-	-	-	-	-	-	-
Rutland Charter Township, Precinct 2	-	-	-	-	-	-	-	-	-	-
Thornapple Township, Precinct 1	-	-	-	-	-	-	-	-	-	-
Thornapple Township, Precinct 2	-	-	-	-	-	-	-	-	-	-
Thornapple Township, Precinct 3	-	-	-	-	-	-	-	-	-	-
Woodland Township, Precinct 1	-	-	-	-	-	-	-	-	-	-
Yankee Springs Township, Precinct 1	-	-	-	-	-	-	-	-	-	-
Yankee Springs Township, Precinct 2	-	-	-	-	-	-	-	-	-	-
City of Hastings, Ward 1, Precinct 1	-	-	-	-	-	-	-	-	-	-
City of Hastings, Ward 2, Precinct 2	-	-	-	-	-	-	-	-	-	-
City of Hastings, Ward 3, Precinct 3	-	-	-	-	-	-	-	-	-	-
City of Hastings, Ward 4, Precinct 4	-	-	-	-	-	-	-	-	-	-
Total	0	648	9	9	100.00%	0	648	10	10	100.00%

Statement of Votes Cast
Barry County, MI
2016 General Primary
SOVC For Jurisdiction Wide, All Counters, All Races
Official Results

	DEM Orange Twp Treasurer				
	Reg. Voters	Times Counted	Total Votes	Write-In Votes	
Jurisdiction Wide					
Assyria Township, Precinct 1	-	-	-	-	
Baltimore Township, Precinct 1	-	-	-	-	
Barry Township, Precinct 1	-	-	-	-	
Barry Township, Precinct 2	-	-	-	-	
Carlton Township, Precinct 1	-	-	-	-	
Castleton Township, Precinct 1	-	-	-	-	
Hastings Charter Township, Precinct 1	-	-	-	-	
Hope Township, Precinct 1	-	-	-	-	
Irving Township, Precinct 1	-	-	-	-	
Irving Township, Precinct 2	-	-	-	-	
Johnstown Township, Precinct 1	-	-	-	-	
Maple Grove Township, Precinct 1	-	-	-	-	
Orangeville Township, Precinct 1	0	648	8	8	100.00%
Prairieville Township, Precinct 1	-	-	-	-	
Prairieville Township, Precinct 2	-	-	-	-	
Rutland Charter Township, Precinct 1	-	-	-	-	
Rutland Charter Township, Precinct 2	-	-	-	-	
Thornapple Township, Precinct 1	-	-	-	-	
Thornapple Township, Precinct 2	-	-	-	-	
Thornapple Township, Precinct 3	-	-	-	-	
Woodland Township, Precinct 1	-	-	-	-	
Yankee Springs Township, Precinct 1	-	-	-	-	
Yankee Springs Township, Precinct 2	-	-	-	-	
City of Hastings, Ward 1, Precinct 1	-	-	-	-	
City of Hastings, Ward 2, Precinct 2	-	-	-	-	
City of Hastings, Ward 3, Precinct 3	-	-	-	-	
City of Hastings, Ward 4, Precinct 4	-	-	-	-	
Total	0	648	8	8	100.00%

Statement of Votes Cast
Barry County, MI
2016 General Primary
SOVC For Jurisdiction Wide, All Counters, All Races
Official Results

DEM Orange Twp Trustee

	Reg. Voters	Times Counted	Total Votes	Karmin Bourdo (DEM)		Heather Foreman-Colt (DEM)		Write-In Votes	
Jurisdiction Wide									
Assyria Township, Precinct 1	-	-	-	-	-	-	-	-	-
Baltimore Township, Precinct 1	-	-	-	-	-	-	-	-	-
Barry Township, Precinct 1	-	-	-	-	-	-	-	-	-
Barry Township, Precinct 2	-	-	-	-	-	-	-	-	-
Carlton Township, Precinct 1	-	-	-	-	-	-	-	-	-
Castleton Township, Precinct 1	-	-	-	-	-	-	-	-	-
Hastings Charter Township, Precinct 1	-	-	-	-	-	-	-	-	-
Hope Township, Precinct 1	-	-	-	-	-	-	-	-	-
Irving Township, Precinct 1	-	-	-	-	-	-	-	-	-
Irving Township, Precinct 2	-	-	-	-	-	-	-	-	-
Johnstown Township, Precinct 1	-	-	-	-	-	-	-	-	-
Maple Grove Township, Precinct 1	-	-	-	-	-	-	-	-	-
Orangeville Township, Precinct 1	0	648	110	64	58.18%	46	41.82%	0	0.00%
Prairieville Township, Precinct 1	-	-	-	-	-	-	-	-	-
Prairieville Township, Precinct 2	-	-	-	-	-	-	-	-	-
Rutland Charter Township, Precinct 1	-	-	-	-	-	-	-	-	-
Rutland Charter Township, Precinct 2	-	-	-	-	-	-	-	-	-
Thornapple Township, Precinct 1	-	-	-	-	-	-	-	-	-
Thornapple Township, Precinct 2	-	-	-	-	-	-	-	-	-
Thornapple Township, Precinct 3	-	-	-	-	-	-	-	-	-
Woodland Township, Precinct 1	-	-	-	-	-	-	-	-	-
Yankee Springs Township, Precinct 1	-	-	-	-	-	-	-	-	-
Yankee Springs Township, Precinct 2	-	-	-	-	-	-	-	-	-
City of Hastiogs, Ward 1, Precinct 1	-	-	-	-	-	-	-	-	-
City of Hastings, Ward 2, Precinct 2	-	-	-	-	-	-	-	-	-
City of Hastings, Ward 3, Precinct 3	-	-	-	-	-	-	-	-	-
City of Hastings, Ward 4, Precinct 4	-	-	-	-	-	-	-	-	-
Total	0	648	110	64	58.18%	46	41.82%	0	0.00%

Statement of Votes Cast
Barry County, MI
2016 General Primary
SOVC For Jurisdiction Wide, All Counters, All Races
Official Results

	DEM Prairie Twp Supervisor					DEM Prairie Twp Clerk				
	Reg. Voters	Times Counted	Total Votes	Write-In Votes		Reg. Voters	Times Counted	Total Votes	Write-In Votes	
Jurisdiction Wide										
Assyria Township, Precinct 1	-	-	-	-	-	-	-	-	-	-
Baltimore Township, Precinct 1	-	-	-	-	-	-	-	-	-	-
Barry Township, Precinct 1	-	-	-	-	-	-	-	-	-	-
Barry Township, Precinct 2	-	-	-	-	-	-	-	-	-	-
Carlton Township, Precinct 1	-	-	-	-	-	-	-	-	-	-
Castleton Township, Precinct 1	-	-	-	-	-	-	-	-	-	-
Hastings Charter Township, Precinct 1	-	-	-	-	-	-	-	-	-	-
Hope Township, Precinct 1	-	-	-	-	-	-	-	-	-	-
Irving Township, Precinct 1	-	-	-	-	-	-	-	-	-	-
Irving Township, Precinct 2	-	-	-	-	-	-	-	-	-	-
Johnstown Township, Precinct 1	-	-	-	-	-	-	-	-	-	-
Maple Grove Township, Precinct 1	-	-	-	-	-	-	-	-	-	-
Orangeville Township, Precinct 1	-	-	-	-	-	-	-	-	-	-
Prairieville Township, Precinct 1	0	292	2	2	100.00%	0	292	2	2	100.00%
Prairieville Township, Precinct 2	0	280	3	3	100.00%	0	280	3	3	100.00%
Rutland Charter Township, Precinct 1	-	-	-	-	-	-	-	-	-	-
Rutland Charter Township, Precinct 2	-	-	-	-	-	-	-	-	-	-
Thornapple Township, Precinct 1	-	-	-	-	-	-	-	-	-	-
Thornapple Township, Precinct 2	-	-	-	-	-	-	-	-	-	-
Thornapple Township, Precinct 3	-	-	-	-	-	-	-	-	-	-
Woodland Township, Precinct 1	-	-	-	-	-	-	-	-	-	-
Yankee Springs Township, Precinct 1	-	-	-	-	-	-	-	-	-	-
Yankee Springs Township, Precinct 2	-	-	-	-	-	-	-	-	-	-
City of Hastings, Ward 1, Precinct 1	-	-	-	-	-	-	-	-	-	-
City of Hastings, Ward 2, Precinct 2	-	-	-	-	-	-	-	-	-	-
City of Hastings, Ward 3, Precinct 3	-	-	-	-	-	-	-	-	-	-
City of Hastings, Ward 4, Precinct 4	-	-	-	-	-	-	-	-	-	-
Total	0	572	5	5	100.00%	0	572	5	5	100.00%

Statement of Votes Cast
Barry County, MI
2016 General Primary
SOVC For Jurisdiction Wide, All Counters, All Races
Official Results

	DEM Prairie Twp Treasurer					DEM Prairie Twp Trustee				
	Reg. Voters	Times Counted	Total Votes	Write-In Votes		Reg. Voters	Times Counted	Total Votes	Write-In Votes	
Jurisdiction Wide										
Assyria Township, Precinct 1	-	-	-	-		-	-	-	-	
Baltimore Township, Precinct 1	-	-	-	-		-	-	-	-	
Barry Township, Precinct 1	-	-	-	-		-	-	-	-	
Barry Township, Precinct 2	-	-	-	-		-	-	-	-	
Carlton Township, Precinct 1	-	-	-	-		-	-	-	-	
Castleton Township, Precinct 1	-	-	-	-		-	-	-	-	
Hastings Charter Township, Precinct 1	-	-	-	-		-	-	-	-	
Hope Township, Precinct 1	-	-	-	-		-	-	-	-	
Irving Township, Precinct 1	-	-	-	-		-	-	-	-	
Irving Township, Precinct 2	-	-	-	-		-	-	-	-	
Johnstown Township, Precinct 1	-	-	-	-		-	-	-	-	
Maple Grove Township, Precinct 1	-	-	-	-		-	-	-	-	
Orangeville Township, Precinct 1	-	-	-	-		-	-	-	-	
Prairieville Township, Precinct 1	0	292	2	2	100.00%	0	292	3	3	100.00%
Prairieville Township, Precinct 2	0	280	3	3	100.00%	0	280	6	6	100.00%
Rutland Charter Township, Precinct 1	-	-	-	-		-	-	-	-	
Rutland Charter Township, Precinct 2	-	-	-	-		-	-	-	-	
Thornapple Township, Precinct 1	-	-	-	-		-	-	-	-	
Thornapple Township, Precinct 2	-	-	-	-		-	-	-	-	
Thornapple Township, Precinct 3	-	-	-	-		-	-	-	-	
Woodland Township, Precinct 1	-	-	-	-		-	-	-	-	
Yankee Springs Township, Precinct 1	-	-	-	-		-	-	-	-	
Yankee Springs Township, Precinct 2	-	-	-	-		-	-	-	-	
City of Hastings, Ward 1, Precinct 1	-	-	-	-		-	-	-	-	
City of Hastings, Ward 2, Precinct 2	-	-	-	-		-	-	-	-	
City of Hastings, Ward 3, Precinct 3	-	-	-	-		-	-	-	-	
City of Hastings, Ward 4, Precinct 4	-	-	-	-		-	-	-	-	
Total	0	572	5	5	100.00%	0	572	9	9	100.00%

Statement of Votes Cast
Barry County, MI
2016 General Primary
SOVC For Jurisdiction Wide, All Counters, All Races
Official Results

	DEM Prairie Twp Park Comm					DEM Rutland Twp Supervisor				
	Reg. Voters	Times Counted	Total Votes	Write-In Votes		Reg. Voters	Times Counted	Total Votes	Write-In Votes	
Jurisdiction Wide										
Assyria Township, Precinct 1	-	-	-	-	-	-	-	-	-	-
Baltimore Township, Precinct 1	-	-	-	-	-	-	-	-	-	-
Barry Township, Precinct 1	-	-	-	-	-	-	-	-	-	-
Barry Township, Precinct 2	-	-	-	-	-	-	-	-	-	-
Carlton Township, Precinct 1	-	-	-	-	-	-	-	-	-	-
Castleton Township, Precinct 1	-	-	-	-	-	-	-	-	-	-
Hastings Charter Township, Precinct 1	-	-	-	-	-	-	-	-	-	-
Hope Township, Precinct 1	-	-	-	-	-	-	-	-	-	-
Irving Township, Precinct 1	-	-	-	-	-	-	-	-	-	-
Irving Township, Precinct 2	-	-	-	-	-	-	-	-	-	-
Johnstown Township, Precinct 1	-	-	-	-	-	-	-	-	-	-
Maple Grove Township, Precinct 1	-	-	-	-	-	-	-	-	-	-
Orangeville Township, Precinct 1	-	-	-	-	-	-	-	-	-	-
Prairieville Township, Precinct 1	0	292	6	6	100.00%	-	-	-	-	-
Prairieville Township, Precinct 2	0	280	15	15	100.00%	-	-	-	-	-
Rutland Charter Township, Precinct 1	-	-	-	-	-	0	462	3	3	100.00%
Rutland Charter Township, Precinct 2	-	-	-	-	-	0	573	3	3	100.00%
Thornapple Township, Precinct 1	-	-	-	-	-	-	-	-	-	-
Thornapple Township, Precinct 2	-	-	-	-	-	-	-	-	-	-
Thornapple Township, Precinct 3	-	-	-	-	-	-	-	-	-	-
Woodland Township, Precinct 1	-	-	-	-	-	-	-	-	-	-
Yankee Springs Township, Precinct 1	-	-	-	-	-	-	-	-	-	-
Yankee Springs Township, Precinct 2	-	-	-	-	-	-	-	-	-	-
City of Hastings, Ward 1, Precinct 1	-	-	-	-	-	-	-	-	-	-
City of Hastings, Ward 2, Precinct 2	-	-	-	-	-	-	-	-	-	-
City of Hastings, Ward 3, Precinct 3	-	-	-	-	-	-	-	-	-	-
City of Hastings, Ward 4, Precinct 4	-	-	-	-	-	-	-	-	-	-
Total	0	572	21	21	100.00%	0	1035	6	6	100.00%

Statement of Votes Cast
Barry County, MI
2016 General Primary
SOVC For Jurisdiction Wide, All Counters, All Races
Official Results

	DEM Rutland Twp Clerk					DEM Rutland Twp Treasurer				
	Reg. Voters	Times Counted	Total Votes	Write-In Votes		Reg. Voters	Times Counted	Total Votes	Write-In Votes	
Jurisdiction Wide										
Assyria Township, Precinct 1	-	-	-	-	-	-	-	-	-	-
Baltimore Township, Precinct 1	-	-	-	-	-	-	-	-	-	-
Barry Township, Precinct 1	-	-	-	-	-	-	-	-	-	-
Barry Township, Precinct 2	-	-	-	-	-	-	-	-	-	-
Carlton Township, Precinct 1	-	-	-	-	-	-	-	-	-	-
Castleton Township, Precinct 1	-	-	-	-	-	-	-	-	-	-
Hastings Charter Township, Precinct 1	-	-	-	-	-	-	-	-	-	-
Hope Township, Precinct 1	-	-	-	-	-	-	-	-	-	-
Irving Township, Precinct 1	-	-	-	-	-	-	-	-	-	-
Irving Township, Precinct 2	-	-	-	-	-	-	-	-	-	-
Johnstown Township, Precinct 1	-	-	-	-	-	-	-	-	-	-
Maple Grove Township, Precinct 1	-	-	-	-	-	-	-	-	-	-
Orangeville Township, Precinct 1	-	-	-	-	-	-	-	-	-	-
Prairieville Township, Precinct 1	-	-	-	-	-	-	-	-	-	-
Prairieville Township, Precinct 2	-	-	-	-	-	-	-	-	-	-
Rutland Charter Township, Precinct 1	0	462	3	3	100.00%	0	462	3	3	100.00%
Rutland Charter Township, Precinct 2	0	573	3	3	100.00%	0	573	3	3	100.00%
Thornapple Township, Precinct 1	-	-	-	-	-	-	-	-	-	-
Thornapple Township, Precinct 2	-	-	-	-	-	-	-	-	-	-
Thornapple Township, Precinct 3	-	-	-	-	-	-	-	-	-	-
Woodland Township, Precinct 1	-	-	-	-	-	-	-	-	-	-
Yankee Springs Township, Precinct 1	-	-	-	-	-	-	-	-	-	-
Yankee Springs Township, Precinct 2	-	-	-	-	-	-	-	-	-	-
City of Hastings, Ward 1, Precinct 1	-	-	-	-	-	-	-	-	-	-
City of Hastings, Ward 2, Precinct 2	-	-	-	-	-	-	-	-	-	-
City of Hastings, Ward 3, Precinct 3	-	-	-	-	-	-	-	-	-	-
City of Hastings, Ward 4, Precinct 4	-	-	-	-	-	-	-	-	-	-
Total	0	1035	6	6	100.00%	0	1035	6	6	100.00%

Statement of Votes Cast
Barry County, MI
2016 General Primary
SOVC For Jurisdiction Wide, All Counters, All Races
Official Results

	DEM Rutland Twp Trustee					DEM Thornapple Twp Supervisor				
	Reg. Voters	Times Counted	Total Votes	Write-In Votes		Reg. Voters	Times Counted	Total Votes	Write-In Votes	
Jurisdiction Wide										
Assyria Township, Precinct 1	-	-	-	-	-	-	-	-	-	-
Baltimore Township, Precinct 1	-	-	-	-	-	-	-	-	-	-
Barry Township, Precinct 1	-	-	-	-	-	-	-	-	-	-
Barry Township, Precinct 2	-	-	-	-	-	-	-	-	-	-
Carlton Township, Precinct 1	-	-	-	-	-	-	-	-	-	-
Castleton Township, Precinct 1	-	-	-	-	-	-	-	-	-	-
Hastings Charter Township, Precinct 1	-	-	-	-	-	-	-	-	-	-
Hope Township, Precinct 1	-	-	-	-	-	-	-	-	-	-
Irving Township, Precinct 1	-	-	-	-	-	-	-	-	-	-
Irving Township, Precinct 2	-	-	-	-	-	-	-	-	-	-
Johnstown Township, Precinct 1	-	-	-	-	-	-	-	-	-	-
Maple Grove Township, Precinct 1	-	-	-	-	-	-	-	-	-	-
Orangeville Township, Precinct 1	-	-	-	-	-	-	-	-	-	-
Prairieville Township, Precinct 1	-	-	-	-	-	-	-	-	-	-
Prairieville Township, Precinct 2	-	-	-	-	-	-	-	-	-	-
Rutland Charter Township, Precinct 1	0	462	6	6	100.00%	-	-	-	-	-
Rutland Charter Towuship, Precinct 2	0	573	8	8	100.00%	-	-	-	-	-
Thornapple Township, Precinct 1	-	-	-	-	-	0	450	1	1	100.00%
Thornapple Township, Precinct 2	-	-	-	-	-	0	437	3	3	100.00%
Thornapple Township, Precinct 3	-	-	-	-	-	0	489	8	8	100.00%
Woodland Township, Precinct 1	-	-	-	-	-	-	-	-	-	-
Yankee Springs Township, Precinct 1	-	-	-	-	-	-	-	-	-	-
Yankee Springs Township, Precinct 2	-	-	-	-	-	-	-	-	-	-
City of Hastings, Ward 1, Precinct 1	-	-	-	-	-	-	-	-	-	-
City of Hastings, Ward 2, Precinct 2	-	-	-	-	-	-	-	-	-	-
City of Hastings, Ward 3, Precinct 3	-	-	-	-	-	-	-	-	-	-
City of Hastings, Ward 4, Precinct 4	-	-	-	-	-	-	-	-	-	-
Total	0	1035	14	14	100.00%	0	1376	12	12	100.00%

Statement of Votes Cast
Barry County, MI
2016 General Primary
SOVC For Jurisdiction Wide, All Counters, All Races
Official Results

	DEM Thornapple Twp Clerk					DEM Thornapple Twp Treasurer				
	Reg. Voters	Times Counted	Total Votes	Write-In Votes		Reg. Voters	Times Counted	Total Votes	Write-In Votes	
Jurisdiction Wide										
Assyria Township, Precinct 1	-	-	-	-	-	-	-	-	-	-
Baltimore Township, Precinct 1	-	-	-	-	-	-	-	-	-	-
Barry Township, Precinct 1	-	-	-	-	-	-	-	-	-	-
Barry Township, Precinct 2	-	-	-	-	-	-	-	-	-	-
Carlton Township, Precinct 1	-	-	-	-	-	-	-	-	-	-
Castleton Township, Precinct 1	-	-	-	-	-	-	-	-	-	-
Hastings Charter Township, Precinct 1	-	-	-	-	-	-	-	-	-	-
Hope Township, Precinct 1	-	-	-	-	-	-	-	-	-	-
Irving Township, Precinct 1	-	-	-	-	-	-	-	-	-	-
Irving Township, Precinct 2	-	-	-	-	-	-	-	-	-	-
Johnstown Township, Precinct 1	-	-	-	-	-	-	-	-	-	-
Maple Grove Township, Precinct 1	-	-	-	-	-	-	-	-	-	-
Orangeville Township, Precinct 1	-	-	-	-	-	-	-	-	-	-
Prairieville Township, Precinct 1	-	-	-	-	-	-	-	-	-	-
Prairieville Township, Precinct 2	-	-	-	-	-	-	-	-	-	-
Rutland Charter Township, Precinct 1	-	-	-	-	-	-	-	-	-	-
Rutland Charter Township, Precinct 2	-	-	-	-	-	-	-	-	-	-
Thornapple Township, Precinct 1	0	450	1	1	100.00%	0	450	1	1	100.00%
Thornapple Township, Precinct 2	0	437	3	3	100.00%	0	437	3	3	100.00%
Thornapple Township, Precinct 3	0	489	8	8	100.00%	0	489	8	8	100.00%
Woodland Township, Precinct 1	-	-	-	-	-	-	-	-	-	-
Yaokee Springs Township, Precinct 1	-	-	-	-	-	-	-	-	-	-
Yankee Springs Township, Precinct 2	-	-	-	-	-	-	-	-	-	-
City of Hastings, Ward 1, Precinct 1	-	-	-	-	-	-	-	-	-	-
City of Hastings, Ward 2, Precinct 2	-	-	-	-	-	-	-	-	-	-
City of Hastings, Ward 3, Precinct 3	-	-	-	-	-	-	-	-	-	-
City of Hastings, Ward 4, Precinct 4	-	-	-	-	-	-	-	-	-	-
Total	0	1376	12	12	100.00%	0	1376	12	12	100.00%

Statement of Votes Cast
Barry County, MI
2016 General Primary
SOVC For Jurisdiction Wide, All Counters, All Races
Official Results

	DEM Thornapple Twp Trustee					DEM Woodland Twp Supervisor				
	Reg. Voters	Times Counted	Total Votes	Write-In Votes		Reg. Voters	Times Counted	Total Votes	Write-In Votes	
Jurisdiction Wide										
Assyria Township, Precinct 1	-	-	-	-		-	-	-	-	
Baltimore Township, Precinct 1	-	-	-	-		-	-	-	-	
Barry Township, Precinct 1	-	-	-	-		-	-	-	-	
Barry Township, Precinct 2	-	-	-	-		-	-	-	-	
Carlton Township, Precinct 1	-	-	-	-		-	-	-	-	
Castleton Township, Precinct 1	-	-	-	-		-	-	-	-	
Hastings Charter Township, Precinct 1	-	-	-	-		-	-	-	-	
Hope Township, Precinct 1	-	-	-	-		-	-	-	-	
Irving Township, Precinct 1	-	-	-	-		-	-	-	-	
Irving Township, Precinct 2	-	-	-	-		-	-	-	-	
Johnstown Township, Precinct 1	-	-	-	-		-	-	-	-	
Maple Grove Township, Precinct 1	-	-	-	-		-	-	-	-	
Orangeville Township, Precinct 1	-	-	-	-		-	-	-	-	
Prairieville Township, Precinct 1	-	-	-	-		-	-	-	-	
Prairieville Township, Precinct 2	-	-	-	-		-	-	-	-	
Rutland Charter Township, Precinct 1	-	-	-	-		-	-	-	-	
Rutland Charter Township, Precinct 2	-	-	-	-		-	-	-	-	
Thornapple Township, Precinct 1	0	450	4	4	100.00%	-	-	-	-	
Thornapple Township, Precinct 2	0	437	8	8	100.00%	-	-	-	-	
Thornapple Township, Precinct 3	0	489	16	16	100.00%	-	-	-	-	
Woodland Township, Precinct 1	-	-	-	-		0	418	4	4	100.00%
Yankee Springs Township, Precinct 1	-	-	-	-		-	-	-	-	
Yankee Springs Township, Precinct 2	-	-	-	-		-	-	-	-	
City of Hastings, Ward 1, Precinct 1	-	-	-	-		-	-	-	-	
City of Hastings, Ward 2, Precinct 2	-	-	-	-		-	-	-	-	
City of Hastings, Ward 3, Precinct 3	-	-	-	-		-	-	-	-	
City of Hastings, Ward 4, Precinct 4	-	-	-	-		-	-	-	-	
Total	0	1376	28	28	100.00%	0	418	4	4	100.00%

Statement of Votes Cast
Barry County, MI
2016 General Primary
SOVC For Jurisdiction Wide, All Counters, All Races
Official Results

	DEM Woodland Twp Clerk					DEM Woodland Twp Treasurer				
	Reg. Voters	Times Counted	Total Votes	Write-In Votes		Reg. Voters	Times Counted	Total Votes	Write-In Votes	
Jurisdiction Wide										
Assyria Township, Precinct 1	-	-	-	-		-	-	-	-	
Baltimore Township, Precinct 1	-	-	-	-		-	-	-	-	
Barry Township, Precinct 1	-	-	-	-		-	-	-	-	
Barry Township, Precinct 2	-	-	-	-		-	-	-	-	
Carlton Township, Precinct 1	-	-	-	-		-	-	-	-	
Castleton Township, Precinct 1	-	-	-	-		-	-	-	-	
Hastings Charter Township, Precinct 1	-	-	-	-		-	-	-	-	
Hope Township, Precinct 1	-	-	-	-		-	-	-	-	
Irving Township, Precinct 1	-	-	-	-		-	-	-	-	
Irving Township, Precinct 2	-	-	-	-		-	-	-	-	
Johnstown Township, Precinct 1	-	-	-	-		-	-	-	-	
Maple Grove Township, Precinct 1	-	-	-	-		-	-	-	-	
Orangeville Township, Precinct 1	-	-	-	-		-	-	-	-	
Prairieville Township, Precinct 1	-	-	-	-		-	-	-	-	
Prairieville Township, Precinct 2	-	-	-	-		-	-	-	-	
Rutland Charter Township, Precinct 1	-	-	-	-		-	-	-	-	
Rutland Charter Township, Precinct 2	-	-	-	-		-	-	-	-	
Thornapple Township, Precinct 1	-	-	-	-		-	-	-	-	
Thornapple Township, Precinct 2	-	-	-	-		-	-	-	-	
Thornapple Township, Precinct 3	-	-	-	-		-	-	-	-	
Woodland Township, Precinct 1	0	418	4	4	100.00%	0	418	4	4	100.00%
Yankee Springs Township, Precinct 1	-	-	-	-		-	-	-	-	
Yankee Springs Township, Precinct 2	-	-	-	-		-	-	-	-	
City of Hastings, Ward 1, Precinct 1	-	-	-	-		-	-	-	-	
City of Hastings, Ward 2, Precinct 2	-	-	-	-		-	-	-	-	
City of Hastings, Ward 3, Precinct 3	-	-	-	-		-	-	-	-	
City of Hastings, Ward 4, Precinct 4	-	-	-	-		-	-	-	-	
Total	0	418	4	4	100.00%	0	418	4	4	100.00%

Statement of Votes Cast
Barry County, MI
2016 General Primary
SOVC For Jurisdiction Wide, All Counters, All Races
Official Results

	DEM Woodland Twp Trustee					DEM Yank Spr Twp Supervisor				
	Reg. Voters	Times Counted	Total Votes	Write-In Votes		Reg. Voters	Times Counted	Total Votes	Write-In Votes	
Jurisdiction Wide										
Assyria Township, Precinct 1	-	-	-	-	-	-	-	-	-	-
Baltimore Township, Precinct 1	-	-	-	-	-	-	-	-	-	-
Barry Township, Precinct 1	-	-	-	-	-	-	-	-	-	-
Barry Township, Precinct 2	-	-	-	-	-	-	-	-	-	-
Carlton Township, Precinct 1	-	-	-	-	-	-	-	-	-	-
Castleton Township, Precinct 1	-	-	-	-	-	-	-	-	-	-
Hastings Charter Township, Precinct 1	-	-	-	-	-	-	-	-	-	-
Hope Township, Precinct 1	-	-	-	-	-	-	-	-	-	-
Irving Township, Precinct 1	-	-	-	-	-	-	-	-	-	-
Irving Township, Precinct 2	-	-	-	-	-	-	-	-	-	-
Johnstown Township, Precinct 1	-	-	-	-	-	-	-	-	-	-
Maple Grove Township, Precinct 1	-	-	-	-	-	-	-	-	-	-
Orangeville Township, Precinct 1	-	-	-	-	-	-	-	-	-	-
Prairieville Township, Precinct 1	-	-	-	-	-	-	-	-	-	-
Prairieville Township, Precinct 2	-	-	-	-	-	-	-	-	-	-
Rutland Charter Township, Precinct 1	-	-	-	-	-	-	-	-	-	-
Rutland Charter Township, Precinct 2	-	-	-	-	-	-	-	-	-	-
Thornapple Township, Precinct 1	-	-	-	-	-	-	-	-	-	-
Thornapple Township, Precinct 2	-	-	-	-	-	-	-	-	-	-
Thornapple Township, Precinct 3	-	-	-	-	-	-	-	-	-	-
Woodland Township, Precinct 1	0	418	5	5	100.00%	-	-	-	-	-
Yankee Springs Township, Precinct 1	-	-	-	-	-	0	628	5	5	100.00%
Yankee Springs Township, Precinct 2	-	-	-	-	-	0	469	1	1	100.00%
City of Hastings, Ward 1, Precinct 1	-	-	-	-	-	-	-	-	-	-
City of Hastings, Ward 2, Precinct 2	-	-	-	-	-	-	-	-	-	-
City of Hastings, Ward 3, Precinct 3	-	-	-	-	-	-	-	-	-	-
City of Hastings, Ward 4, Precinct 4	-	-	-	-	-	-	-	-	-	-
Total	0	418	5	5	100.00%	0	1097	6	6	100.00%

Statement of Votes Cast
Barry County, MI
2016 General Primary
SOVC For Jurisdiction Wide, All Counters, All Races
Official Results

	DEM Yank Spr Twp Clerk					DEM Yank Spr Twp Treasurer				
	Reg. Voters	Times Counted	Total Votes	Write-In Votes		Reg. Voters	Times Counted	Total Votes	Write-In Votes	
Jurisdiction Wide										
Assyria Township, Precinct 1	-	-	-	-	-	-	-	-	-	-
Baltimore Township, Precinct 1	-	-	-	-	-	-	-	-	-	-
Barry Township, Precinct 1	-	-	-	-	-	-	-	-	-	-
Barry Township, Precinct 2	-	-	-	-	-	-	-	-	-	-
Carlton Township, Precinct 1	-	-	-	-	-	-	-	-	-	-
Castleton Township, Precinct 1	-	-	-	-	-	-	-	-	-	-
Hastings Charter Township, Precinct 1	-	-	-	-	-	-	-	-	-	-
Hope Township, Precinct 1	-	-	-	-	-	-	-	-	-	-
Irving Township, Precinct 1	-	-	-	-	-	-	-	-	-	-
Irving Township, Precinct 2	-	-	-	-	-	-	-	-	-	-
Johnstown Township, Precinct 1	-	-	-	-	-	-	-	-	-	-
Maple Grove Township, Precinct 1	-	-	-	-	-	-	-	-	-	-
Orangeville Township, Precinct 1	-	-	-	-	-	-	-	-	-	-
Prairieville Township, Precinct 1	-	-	-	-	-	-	-	-	-	-
Prairieville Township, Precinct 2	-	-	-	-	-	-	-	-	-	-
Rutland Charter Township, Precinct 1	-	-	-	-	-	-	-	-	-	-
Rutland Charter Township, Precinct 2	-	-	-	-	-	-	-	-	-	-
Thornapple Township, Precinct 1	-	-	-	-	-	-	-	-	-	-
Thornapple Township, Precinct 2	-	-	-	-	-	-	-	-	-	-
Thornapple Township, Precinct 3	-	-	-	-	-	-	-	-	-	-
Woodland Township, Precinct 1	-	-	-	-	-	-	-	-	-	-
Yankee Springs Township, Precinct 1	0	628	4	4	100.00%	0	628	5	5	100.00%
Yankee Springs Township, Precinct 2	0	469	1	1	100.00%	0	469	1	1	100.00%
City of Hastings, Ward 1, Precinct 1	-	-	-	-	-	-	-	-	-	-
City of Hastings, Ward 2, Precinct 2	-	-	-	-	-	-	-	-	-	-
City of Hastings, Ward 3, Precinct 3	-	-	-	-	-	-	-	-	-	-
City of Hastings, Ward 4, Precinct 4	-	-	-	-	-	-	-	-	-	-
Total	0	1097	5	5	100.00%	0	1097	6	6	100.00%

Statement of Votes Cast
Barry County, MI
2016 General Primary
SOVC For Jurisdiction Wide, All Counters, All Races
Official Results

	DEM Yank Spr Twp Trustee					DEM Yank Spr Twp Constable				
	Reg. Voters	Times Counted	Total Votes	Write-In Votes		Reg. Voters	Times Counted	Total Votes	Write-In Votes	
Jurisdiction Wide										
Assyria Township, Precinct 1	-	-	-	-	-	-	-	-	-	-
Baltimore Township, Precinct 1	-	-	-	-	-	-	-	-	-	-
Barry Township, Precinct 1	-	-	-	-	-	-	-	-	-	-
Barry Township, Precinct 2	-	-	-	-	-	-	-	-	-	-
Carlton Township, Precinct 1	-	-	-	-	-	-	-	-	-	-
Castleton Township, Precinct 1	-	-	-	-	-	-	-	-	-	-
Hastings Charter Township, Precinct 1	-	-	-	-	-	-	-	-	-	-
Hope Township, Precinct 1	-	-	-	-	-	-	-	-	-	-
Irving Township, Precinct 1	-	-	-	-	-	-	-	-	-	-
Irving Township, Precinct 2	-	-	-	-	-	-	-	-	-	-
Johnstown Township, Precinct 1	-	-	-	-	-	-	-	-	-	-
Maple Grove Township, Precinct 1	-	-	-	-	-	-	-	-	-	-
Orangeville Township, Precinct 1	-	-	-	-	-	-	-	-	-	-
Prairieville Township, Precinct 1	-	-	-	-	-	-	-	-	-	-
Prairieville Township, Precinct 2	-	-	-	-	-	-	-	-	-	-
Rutland Charter Township, Precinct 1	-	-	-	-	-	-	-	-	-	-
Rutland Charter Township, Precinct 2	-	-	-	-	-	-	-	-	-	-
Thornapple Township, Precinct 1	-	-	-	-	-	-	-	-	-	-
Thornapple Township, Precinct 2	-	-	-	-	-	-	-	-	-	-
Thornapple Township, Precinct 3	-	-	-	-	-	-	-	-	-	-
Woodland Township, Precinct 1	-	-	-	-	-	-	-	-	-	-
Yankee Springs Township, Precinct 1	0	628	3	3	100.00%	0	628	1	1	100.00%
Yankee Springs Township, Precinct 2	0	469	1	1	100.00%	0	469	0	0	
City of Hastings, Ward 1, Precinct 1	-	-	-	-	-	-	-	-	-	-
City of Hastings, Ward 2, Precinct 2	-	-	-	-	-	-	-	-	-	-
City of Hastings, Ward 3, Precinct 3	-	-	-	-	-	-	-	-	-	-
City of Hastings, Ward 4, Precinct 4	-	-	-	-	-	-	-	-	-	-
Total	0	1097	4	4	100.00%	0	1097	1	1	100.00%

Statement of Votes Cast
Barry County, MI
2016 General Primary
SOVC For Jurisdiction Wide, All Counters, All Races
Official Results

	DEM C Hastings 1 Delegate					DEM C Hastings 2 Delegate				
	Reg. Voters	Times Counted	Total Votes	Write-In Votes		Reg. Voters	Times Counted	Total Votes	Write-In Votes	
Jurisdiction Wide										
Assyria Township, Precinct 1	-	-	-	-		-	-	-	-	
Baltimore Township, Precinct 1	-	-	-	-		-	-	-	-	
Barry Township, Precinct 1	-	-	-	-		-	-	-	-	
Barry Township, Precinct 2	-	-	-	-		-	-	-	-	
Carlton Township, Precinct 1	-	-	-	-		-	-	-	-	
Castleton Township, Precinct 1	-	-	-	-		-	-	-	-	
Hastings Charter Township, Precinct 1	-	-	-	-		-	-	-	-	
Hope Township, Precinct 1	-	-	-	-		-	-	-	-	
Irving Township, Precinct 1	-	-	-	-		-	-	-	-	
Irving Township, Precinct 2	-	-	-	-		-	-	-	-	
Johnstown Township, Precinct 1	-	-	-	-		-	-	-	-	
Maple Grove Township, Precinct 1	-	-	-	-		-	-	-	-	
Orangeville Township, Precinct 1	-	-	-	-		-	-	-	-	
Prairieville Township, Precinct 1	-	-	-	-		-	-	-	-	
Prairieville Township, Precinct 2	-	-	-	-		-	-	-	-	
Rutland Charter Township, Precinct 1	-	-	-	-		-	-	-	-	
Rutland Charter Township, Precinct 2	-	-	-	-		-	-	-	-	
Thornapple Township, Precinct 1	-	-	-	-		-	-	-	-	
Thornapple Township, Precinct 2	-	-	-	-		-	-	-	-	
Thornapple Township, Precinct 3	-	-	-	-		-	-	-	-	
Woodland Township, Precinct 1	-	-	-	-		-	-	-	-	
Yankee Springs Township, Precinct 1	-	-	-	-		-	-	-	-	
Yankee Springs Township, Precinct 2	-	-	-	-		-	-	-	-	
City of Hastings, Ward 1, Precinct 1	0	457	6	6	100.00%	-	-	-	-	
City of Hastings, Ward 2, Precinct 2	-	-	-	-		0	271	1	1	100.00%
City of Hastings, Ward 3, Precinct 3	-	-	-	-		-	-	-	-	
City of Hastings, Ward 4, Precinct 4	-	-	-	-		-	-	-	-	
Total	0	457	6	6	100.00%	0	271	1	1	100.00%

Statement of Votes Cast
Barry County, MI
2016 General Primary
SOVC For Jurisdiction Wide, All Counters, All Races
Official Results

	DEM C Hastings 3 Delegate					DEM C Hastings 4 Delegate				
	Reg. Voters	Times Counted	Total Votes	Write-In Votes		Reg. Voters	Times Counted	Total Votes	Write-In Votes	
Jurisdiction Wide										
Assyria Towoship, Precinct 1	-	-	-	-	-	-	-	-	-	-
Baltimore Township, Precinct 1	-	-	-	-	-	-	-	-	-	-
Barry Township, Precinct 1	-	-	-	-	-	-	-	-	-	-
Barry Township, Precinct 2	-	-	-	-	-	-	-	-	-	-
Carlton Township, Precinct 1	-	-	-	-	-	-	-	-	-	-
Castleton Township, Precinct 1	-	-	-	-	-	-	-	-	-	-
Hastings Charter Township, Precinct 1	-	-	-	-	-	-	-	-	-	-
Hope Township, Precinct 1	-	-	-	-	-	-	-	-	-	-
Irving Township, Precinct 1	-	-	-	-	-	-	-	-	-	-
Irving Township, Precinct 2	-	-	-	-	-	-	-	-	-	-
Johnstown Township, Precinct 1	-	-	-	-	-	-	-	-	-	-
Maple Grove Township, Precinct 1	-	-	-	-	-	-	-	-	-	-
Orangeville Township, Precinct 1	-	-	-	-	-	-	-	-	-	-
Prairieville Township, Precinct 1	-	-	-	-	-	-	-	-	-	-
Prairieville Township, Precinct 2	-	-	-	-	-	-	-	-	-	-
Rutland Charter Township, Precinct 1	-	-	-	-	-	-	-	-	-	-
Rutland Charter Township, Precinct 2	-	-	-	-	-	-	-	-	-	-
Thornapple Township, Precinct 1	-	-	-	-	-	-	-	-	-	-
Thornapple Township, Precinct 2	-	-	-	-	-	-	-	-	-	-
Thornapple Township, Precinct 3	-	-	-	-	-	-	-	-	-	-
Woodland Township, Precinct 1	-	-	-	-	-	-	-	-	-	-
Yaokee Springs Township, Precinct 1	-	-	-	-	-	-	-	-	-	-
Yankee Springs Township, Precinct 2	-	-	-	-	-	-	-	-	-	-
City of Hastings, Ward 1, Precinct 1	-	-	-	-	-	-	-	-	-	-
City of Hastings, Ward 2, Precinct 2	-	-	-	-	-	-	-	-	-	-
City of Hastings, Ward 3, Precinct 3	0	302	5	5	100.00%	-	-	-	-	-
City of Hastings, Ward 4, Precinct 4	-	-	-	-	-	0	470	7	7	100.00%
Total	0	302	5	5	100.00%	0	470	7	7	100.00%

Statement of Votes Cast
Barry County, MI
2016 General Primary
SOVC For Jurisdiction Wide, All Counters, All Races
Official Results

	DEM Assyria 1 Delegate					DEM Baltimore 1 Delegate				
	Reg. Voters	Times Counted	Total Votes	Write-In Votes		Reg. Voters	Times Counted	Total Votes	Write-In Votes	
Jurisdiction Wide										
Assyria Township, Precinct 1	0	296	1	1	100.00%	-	-	-	-	
Baltimore Township, Precinct 1	-	-	-	-		0	442	0	0	
Barry Township, Precinct 1	-	-	-	-		-	-	-	-	
Barry Township, Precinct 2	-	-	-	-		-	-	-	-	
Carlton Township, Precinct 1	-	-	-	-		-	-	-	-	
Castleton Township, Precinct 1	-	-	-	-		-	-	-	-	
Hastings Charter Township, Precinct 1	-	-	-	-		-	-	-	-	
Hope Township, Precinct 1	-	-	-	-		-	-	-	-	
Irving Township, Precinct 1	-	-	-	-		-	-	-	-	
Irving Township, Precinct 2	-	-	-	-		-	-	-	-	
Johnstown Township, Precinct 1	-	-	-	-		-	-	-	-	
Maple Grove Township, Precinct 1	-	-	-	-		-	-	-	-	
Orangeville Township, Precinct 1	-	-	-	-		-	-	-	-	
Prairieville Township, Precinct 1	-	-	-	-		-	-	-	-	
Prairieville Township, Precinct 2	-	-	-	-		-	-	-	-	
Rutland Charter Township, Precinct 1	-	-	-	-		-	-	-	-	
Rutland Charter Township, Precinct 2	-	-	-	-		-	-	-	-	
Thornapple Township, Precinct 1	-	-	-	-		-	-	-	-	
Thornapple Township, Precinct 2	-	-	-	-		-	-	-	-	
Thornapple Township, Precinct 3	-	-	-	-		-	-	-	-	
Woodland Township, Precinct 1	-	-	-	-		-	-	-	-	
Yankee Springs Township, Precinct 1	-	-	-	-		-	-	-	-	
Yankee Springs Township, Precinct 2	-	-	-	-		-	-	-	-	
City of Hastings, Ward 1, Precinct 1	-	-	-	-		-	-	-	-	
City of Hastings, Ward 2, Precinct 2	-	-	-	-		-	-	-	-	
City of Hastings, Ward 3, Precinct 3	-	-	-	-		-	-	-	-	
City of Hastings, Ward 4, Precinct 4	-	-	-	-		-	-	-	-	
Total	0	296	1	1	100.00%	0	442	0	0	

Statement of Votes Cast
Barry County, MI
2016 General Primary
SOVC For Jurisdiction Wide, All Counters, All Races
Official Results

	DEM Barry 1 Delegate					DEM Barry 2 Delegate							
	Reg. Voters	Times Counted	Total Votes	Write-In Votes		Reg. Voters	Times Counted	Total Votes	Mark Bonsignore (DEM)		Write-In Votes	
Jurisdiction Wide												
Assyria Township, Precinct 1	-	-	-	-	-	-	-	-	-	-	-	-
Baltimore Township, Precinct 1	-	-	-	-	-	-	-	-	-	-	-	-
Barry Township, Precinct 1	0	227	2	2	100.00%	-	-	-	-	-	-	-
Barry Township, Precinct 2	-	-	-	-	-	0	441	30	29	96.67%	1	3.33%
Carlton Township, Precinct 1	-	-	-	-	-	-	-	-	-	-	-	-
Castleton Township, Precinct 1	-	-	-	-	-	-	-	-	-	-	-	-
Hastings Charter Township, Precinct 1	-	-	-	-	-	-	-	-	-	-	-	-
Hope Township, Precinct 1	-	-	-	-	-	-	-	-	-	-	-	-
Irving Township, Precinct 1	-	-	-	-	-	-	-	-	-	-	-	-
Irving Township, Precinct 2	-	-	-	-	-	-	-	-	-	-	-	-
Johnstown Township, Precinct 1	-	-	-	-	-	-	-	-	-	-	-	-
Maple Grove Township, Precinct 1	-	-	-	-	-	-	-	-	-	-	-	-
Orangeville Township, Precinct 1	-	-	-	-	-	-	-	-	-	-	-	-
Prairieville Township, Precinct 1	-	-	-	-	-	-	-	-	-	-	-	-
Prairieville Township, Precinct 2	-	-	-	-	-	-	-	-	-	-	-	-
Rutland Charter Township, Precinct 1	-	-	-	-	-	-	-	-	-	-	-	-
Rutland Charter Township, Precinct 2	-	-	-	-	-	-	-	-	-	-	-	-
Thornapple Township, Precinct 1	-	-	-	-	-	-	-	-	-	-	-	-
Thornapple Township, Precinct 2	-	-	-	-	-	-	-	-	-	-	-	-
Thornapple Township, Precinct 3	-	-	-	-	-	-	-	-	-	-	-	-
Woodland Township, Precinct 1	-	-	-	-	-	-	-	-	-	-	-	-
Yankee Springs Township, Precinct 1	-	-	-	-	-	-	-	-	-	-	-	-
Yankee Springs Township, Precinct 2	-	-	-	-	-	-	-	-	-	-	-	-
City of Hastings, Ward 1, Precinct 1	-	-	-	-	-	-	-	-	-	-	-	-
City of Hastings, Ward 2, Precinct 2	-	-	-	-	-	-	-	-	-	-	-	-
City of Hastings, Ward 3, Precinct 3	-	-	-	-	-	-	-	-	-	-	-	-
City of Hastings, Ward 4, Precinct 4	-	-	-	-	-	-	-	-	-	-	-	-
Total	0	227	2	2	100.00%	0	441	30	29	96.67%	1	3.33%

Statement of Votes Cast
Barry County, MI
2016 General Primary
SOVC For Jurisdiction Wide, All Counters, All Races
Official Results

	DEM Carlton 1 Delegate					DEM Castleton 1 Delegate				
	Reg. Voters	Times Counted	Total Votes	Write-In Votes		Reg. Voters	Times Counted	Total Votes	Write-In Votes	
Jurisdiction Wide										
Assyria Township, Precinct 1	-	-	-	-		-	-	-	-	
Baltimore Township, Precinct 1	-	-	-	-		-	-	-	-	
Barry Township, Precinct 1	-	-	-	-		-	-	-	-	
Barry Township, Precinct 2	-	-	-	-		-	-	-	-	
Carlton Township, Precinct 1	0	680	13	13	100.00%	-	-	-	-	
Castleton Township, Precinct 1	-	-	-	-		0	523	9	9	100.00%
Hastings Charter Township, Precinct 1	-	-	-	-		-	-	-	-	
Hope Township, Precinct 1	-	-	-	-		-	-	-	-	
Irving Township, Precinct 1	-	-	-	-		-	-	-	-	
Irving Township, Precinct 2	-	-	-	-		-	-	-	-	
Johnstown Township, Precinct 1	-	-	-	-		-	-	-	-	
Maple Grove Township, Precinct 1	-	-	-	-		-	-	-	-	
Orangeville Township, Precinct 1	-	-	-	-		-	-	-	-	
Prairieville Township, Precinct 1	-	-	-	-		-	-	-	-	
Prairieville Township, Precinct 2	-	-	-	-		-	-	-	-	
Rutland Charter Township, Precinct 1	-	-	-	-		-	-	-	-	
Rutland Charter Township, Precinct 2	-	-	-	-		-	-	-	-	
Thornapple Township, Precinct 1	-	-	-	-		-	-	-	-	
Thornapple Township, Precinct 2	-	-	-	-		-	-	-	-	
Thornapple Township, Precinct 3	-	-	-	-		-	-	-	-	
Woodland Township, Precinct 1	-	-	-	-		-	-	-	-	
Yankee Springs Township, Precinct 1	-	-	-	-		-	-	-	-	
Yankee Springs Township, Precinct 2	-	-	-	-		-	-	-	-	
City of Hastings, Ward 1, Precinct 1	-	-	-	-		-	-	-	-	
City of Hastings, Ward 2, Precinct 2	-	-	-	-		-	-	-	-	
City of Hastings, Ward 3, Precinct 3	-	-	-	-		-	-	-	-	
City of Hastings, Ward 4, Precinct 4	-	-	-	-		-	-	-	-	
Total	0	680	13	13	100.00%	0	523	9	9	100.00%

Statement of Votes Cast
Barry County, MI
2016 General Primary
SOVC For Jurisdiction Wide, All Counters, All Races
Official Results

	DEM Hastings Ch 1 Delegate					DEM Hope 1 Delegate					
	Reg. Voters	Times Counted	Total Votes	Write-In Votes		Reg. Voters	Times Counted	Total Votes	Christine Payne (DEM)	Write-In Votes	
Jurisdiction Wide											
Assyria Township, Precinct 1	-	-	-	-	-	-	-	-	-	-	-
Baltimore Township, Precinct 1	-	-	-	-	-	-	-	-	-	-	-
Barry Township, Precinct 1	-	-	-	-	-	-	-	-	-	-	-
Barry Township, Precinct 2	-	-	-	-	-	-	-	-	-	-	-
Carlton Township, Precinct 1	-	-	-	-	-	-	-	-	-	-	-
Castleton Township, Precinct 1	-	-	-	-	-	-	-	-	-	-	-
Hastings Charter Township, Precinct 1	0	792	10	10	100.00%	-	-	-	-	-	-
Hope Township, Precinct 1	-	-	-	-	-	0	773	42	42	100.00%	0 0.00%
Irving Township, Precinct 1	-	-	-	-	-	-	-	-	-	-	-
Irving Township, Precinct 2	-	-	-	-	-	-	-	-	-	-	-
Johnstown Township, Precinct 1	-	-	-	-	-	-	-	-	-	-	-
Maple Grove Township, Precinct 1	-	-	-	-	-	-	-	-	-	-	-
Orangeville Township, Precinct 1	-	-	-	-	-	-	-	-	-	-	-
Prairieville Township, Precinct 1	-	-	-	-	-	-	-	-	-	-	-
Prairieville Township, Precinct 2	-	-	-	-	-	-	-	-	-	-	-
Rutland Charter Township, Precinct 1	-	-	-	-	-	-	-	-	-	-	-
Rutland Charter Township, Precinct 2	-	-	-	-	-	-	-	-	-	-	-
Thornapple Township, Precinct 1	-	-	-	-	-	-	-	-	-	-	-
Thornapple Township, Precinct 2	-	-	-	-	-	-	-	-	-	-	-
Thornapple Township, Precinct 3	-	-	-	-	-	-	-	-	-	-	-
Woodland Township, Precinct 1	-	-	-	-	-	-	-	-	-	-	-
Yankee Springs Township, Precinct 1	-	-	-	-	-	-	-	-	-	-	-
Yankee Springs Township, Precinct 2	-	-	-	-	-	-	-	-	-	-	-
City of Hastings, Ward 1, Precinct 1	-	-	-	-	-	-	-	-	-	-	-
City of Hastings, Ward 2, Precinct 2	-	-	-	-	-	-	-	-	-	-	-
City of Hastings, Ward 3, Precinct 3	-	-	-	-	-	-	-	-	-	-	-
City of Hastings, Ward 4, Precinct 4	-	-	-	-	-	-	-	-	-	-	-
Total	0	792	10	10	100.00%	0	773	42	42	100.00%	0 0.00%

Statement of Votes Cast
Barry County, MI
2016 General Primary
SOVC For Jurisdiction Wide, All Counters, All Races
Official Results

	DEM Irving 1 Delegate					DEM Irving 2 Delegate				
	Reg. Voters	Times Counted	Total Votes	Write-In Votes		Reg. Voters	Times Counted	Total Votes	Write-In Votes	
Jurisdiction Wide										
Assyria Township, Precinct 1	-	-	-	-	-	-	-	-	-	-
Baltimore Township, Precinct 1	-	-	-	-	-	-	-	-	-	-
Barry Township, Precinct 1	-	-	-	-	-	-	-	-	-	-
Barry Township, Precinct 2	-	-	-	-	-	-	-	-	-	-
Carlton Township, Precinct 1	-	-	-	-	-	-	-	-	-	-
Castleton Township, Precinct 1	-	-	-	-	-	-	-	-	-	-
Hastings Charter Township, Precinct 1	-	-	-	-	-	-	-	-	-	-
Hope Township, Precinct 1	-	-	-	-	-	-	-	-	-	-
Irving Township, Precinct 1	0	209	3	3	100.00%	-	-	-	-	-
Irving Township, Precinct 2	-	-	-	-	-	0	559	9	9	100.00%
Johnstown Township, Precinct 1	-	-	-	-	-	-	-	-	-	-
Maple Grove Township, Precinct 1	-	-	-	-	-	-	-	-	-	-
Orangeville Township, Precinct 1	-	-	-	-	-	-	-	-	-	-
Prairieville Township, Precinct 1	-	-	-	-	-	-	-	-	-	-
Prairieville Township, Precinct 2	-	-	-	-	-	-	-	-	-	-
Rutland Charter Township, Precinct 1	-	-	-	-	-	-	-	-	-	-
Rutland Charter Township, Precinct 2	-	-	-	-	-	-	-	-	-	-
Thornapple Township, Precinct 1	-	-	-	-	-	-	-	-	-	-
Thornapple Township, Precinct 2	-	-	-	-	-	-	-	-	-	-
Thornapple Township, Precinct 3	-	-	-	-	-	-	-	-	-	-
Woodland Township, Precinct 1	-	-	-	-	-	-	-	-	-	-
Yankee Springs Township, Precinct 1	-	-	-	-	-	-	-	-	-	-
Yankee Springs Township, Precinct 2	-	-	-	-	-	-	-	-	-	-
City of Hastings, Ward 1, Precinct 1	-	-	-	-	-	-	-	-	-	-
City of Hastings, Ward 2, Precinct 2	-	-	-	-	-	-	-	-	-	-
City of Hastings, Ward 3, Precinct 3	-	-	-	-	-	-	-	-	-	-
City of Hastings, Ward 4, Precinct 4	-	-	-	-	-	-	-	-	-	-
Total	0	209	3	3	100.00%	0	559	9	9	100.00%

Statement of Votes Cast
Barry County, MI
2016 General Primary
SOVC For Jurisdiction Wide, All Counters, All Races
Official Results

	DEM Johnstown 1 Delegate					DEM Map Gr 1 Delegate				
	Reg. Voters	Times Counted	Total Votes	Write-In Votes		Reg. Voters	Times Counted	Total Votes	Write-In Votes	
Jurisdiction Wide										
Assyria Township, Precinct 1	-	-	-	-		-	-	-	-	
Baltimore Township, Precinct 1	-	-	-	-		-	-	-	-	
Barry Township, Precinct 1	-	-	-	-		-	-	-	-	
Barry Township, Precinct 2	-	-	-	-		-	-	-	-	
Carlton Township, Precinct 1	-	-	-	-		-	-	-	-	
Castleton Township, Precinct 1	-	-	-	-		-	-	-	-	
Hastings Charter Township, Precinct 1	-	-	-	-		-	-	-	-	
Hope Township, Precinct 1	-	-	-	-		-	-	-	-	
Irving Township, Precinct 1	-	-	-	-		-	-	-	-	
Irving Township, Precinct 2	-	-	-	-		-	-	-	-	
Johnstown Township, Precinct 1	0	559	9	9	100.00%	-	-	-	-	
Maple Grove Township, Precinct 1	-	-	-	-		0	277	1	1	100.00%
Orangeville Township, Precinct 1	-	-	-	-		-	-	-	-	
Prairieville Township, Precinct 1	-	-	-	-		-	-	-	-	
Prairieville Township, Precinct 2	-	-	-	-		-	-	-	-	
Rutland Charter Township, Precinct 1	-	-	-	-		-	-	-	-	
Rutland Charter Township, Precinct 2	-	-	-	-		-	-	-	-	
Thornapple Township, Precinct 1	-	-	-	-		-	-	-	-	
Thornapple Township, Precinct 2	-	-	-	-		-	-	-	-	
Thornapple Township, Precinct 3	-	-	-	-		-	-	-	-	
Woodland Township, Precinct 1	-	-	-	-		-	-	-	-	
Yankee Springs Township, Precinct 1	-	-	-	-		-	-	-	-	
Yankee Springs Township, Precinct 2	-	-	-	-		-	-	-	-	
City of Hastings, Ward 1, Precinct 1	-	-	-	-		-	-	-	-	
City of Hastings, Ward 2, Precinct 2	-	-	-	-		-	-	-	-	
City of Hastings, Ward 3, Precinct 3	-	-	-	-		-	-	-	-	
City of Hastings, Ward 4, Precinct 4	-	-	-	-		-	-	-	-	
Total	0	559	9	9	100.00%	0	277	1	1	100.00%

Statement of Votes Cast
Barry County, MI
2016 General Primary
SOVC For Jurisdiction Wide, All Counters, All Races
Official Results

	DEM Orange 1 Delegate					DEM Prairie 1 Delegate				
	Reg. Voters	Times Counted	Total Votes	Write-In Votes		Reg. Voters	Times Counted	Total Votes	Write-In Votes	
Jurisdiction Wide										
Assyria Township, Precinct 1	-	-	-	-		-	-	-	-	
Baltimore Township, Precinct 1	-	-	-	-		-	-	-	-	
Barry Township, Precinct 1	-	-	-	-		-	-	-	-	
Barry Township, Precinct 2	-	-	-	-		-	-	-	-	
Carlton Township, Precinct 1	-	-	-	-		-	-	-	-	
Castleton Township, Precinct 1	-	-	-	-		-	-	-	-	
Hastings Charter Township, Precinct 1	-	-	-	-		-	-	-	-	
Hope Township, Precinct 1	-	-	-	-		-	-	-	-	
Irving Township, Precinct 1	-	-	-	-		-	-	-	-	
Irving Township, Precinct 2	-	-	-	-		-	-	-	-	
Johnstown Township, Precinct 1	-	-	-	-		-	-	-	-	
Maple Grove Township, Precinct 1	-	-	-	-		-	-	-	-	
Orangeville Township, Precinct 1	0	648	13	13	100.00%	-	-	-	-	
Prairieville Township, Precinct 1	-	-	-	-		0	292	3	3	100.00%
Prairieville Township, Precinct 2	-	-	-	-		-	-	-	-	
Rutland Charter Township, Precinct 1	-	-	-	-		-	-	-	-	
Rutland Charter Township, Precinct 2	-	-	-	-		-	-	-	-	
Thornapple Township, Precinct 1	-	-	-	-		-	-	-	-	
Thornapple Township, Precinct 2	-	-	-	-		-	-	-	-	
Thornapple Township, Precinct 3	-	-	-	-		-	-	-	-	
Woodland Township, Precinct 1	-	-	-	-		-	-	-	-	
Yankee Springs Township, Precinct 1	-	-	-	-		-	-	-	-	
Yankee Springs Township, Precinct 2	-	-	-	-		-	-	-	-	
City of Hastings, Ward 1, Precinct 1	-	-	-	-		-	-	-	-	
City of Hastings, Ward 2, Precinct 2	-	-	-	-		-	-	-	-	
City of Hastings, Ward 3, Precioct 3	-	-	-	-		-	-	-	-	
City of Hastings, Ward 4, Precinct 4	-	-	-	-		-	-	-	-	
Total	0	648	13	13	100.00%	0	292	3	3	100.00%

Statement of Votes Cast
Barry County, MI
2016 General Primary
SOVC For Jurisdiction Wide, All Counters, All Races
Official Results

	DEM Prairie 2 Delegate					DEM Rutland 1 Delegate				
	Reg. Voters	Times Counted	Total Votes	Write-In Votes		Reg. Voters	Times Counted	Total Votes	Write-In Votes	
Jurisdiction Wide										
Assyria Township, Precinct 1	-	-	-	-		-	-	-	-	
Baltimore Township, Precinct 1	-	-	-	-		-	-	-	-	
Barry Township, Precinct 1	-	-	-	-		-	-	-	-	
Barry Township, Precinct 2	-	-	-	-		-	-	-	-	
Carlton Township, Precinct 1	-	-	-	-		-	-	-	-	
Castleton Township, Precinct 1	-	-	-	-		-	-	-	-	
Hastings Charter Township, Precinct 1	-	-	-	-		-	-	-	-	
Hope Township, Precinct 1	-	-	-	-		-	-	-	-	
Irving Township, Precinct 1	-	-	-	-		-	-	-	-	
Irving Township, Precinct 2	-	-	-	-		-	-	-	-	
Johnstown Township, Precinct 1	-	-	-	-		-	-	-	-	
Maple Grove Township, Precinct 1	-	-	-	-		-	-	-	-	
Orangeville Township, Precinct 1	-	-	-	-		-	-	-	-	
Prairieville Township, Precinct 1	-	-	-	-		-	-	-	-	
Prairieville Township, Precinct 2	0	280	6	6	100.00%	-	-	-	-	
Rutland Charter Township, Precinct 1	-	-	-	-		0	462	4	4	100.00%
Rutland Charter Township, Precinct 2	-	-	-	-		-	-	-	-	
Thornapple Township, Precinct 1	-	-	-	-		-	-	-	-	
Thornapple Township, Precinct 2	-	-	-	-		-	-	-	-	
Thornapple Township, Precinct 3	-	-	-	-		-	-	-	-	
Woodland Township, Precinct 1	-	-	-	-		-	-	-	-	
Yankee Springs Township, Precinct 1	-	-	-	-		-	-	-	-	
Yankee Springs Township, Precinct 2	-	-	-	-		-	-	-	-	
City of Hastings, Ward 1, Precinct 1	-	-	-	-		-	-	-	-	
City of Hastings, Ward 2, Precinct 2	-	-	-	-		-	-	-	-	
City of Hastings, Ward 3, Precinct 3	-	-	-	-		-	-	-	-	
City of Hastings, Ward 4, Precinct 4	-	-	-	-		-	-	-	-	
Total	0	280	6	6	100.00%	0	462	4	4	100.00%

Statement of Votes Cast
Barry County, MI
2016 General Primary
SOVC For Jurisdiction Wide, All Counters, All Races
Official Results

	DEM Rutland 2 Delegate					DEM Thornapple 1 Delegate				
	Reg. Voters	Times Counted	Total Votes	Write-In Votes		Reg. Voters	Times Counted	Total Votes	Write-In Votes	
Jurisdiction Wide										
Assyria Township, Precinct 1	-	-	-	-		-	-	-	-	
Baltimore Township, Precinct 1	-	-	-	-		-	-	-	-	
Barry Township, Precinct 1	-	-	-	-		-	-	-	-	
Barry Township, Precinct 2	-	-	-	-		-	-	-	-	
Carlton Township, Precinct 1	-	-	-	-		-	-	-	-	
Castleton Township, Precinct 1	-	-	-	-		-	-	-	-	
Hastings Charter Township, Precinct 1	-	-	-	-		-	-	-	-	
Hope Township, Precinct 1	-	-	-	-		-	-	-	-	
Irving Township, Precinct 1	-	-	-	-		-	-	-	-	
Irving Township, Precinct 2	-	-	-	-		-	-	-	-	
Johnstown Township, Precinct 1	-	-	-	-		-	-	-	-	
Maple Grove Township, Precinct 1	-	-	-	-		-	-	-	-	
Orangeville Township, Precinct 1	-	-	-	-		-	-	-	-	
Prairieville Township, Precinct 1	-	-	-	-		-	-	-	-	
Prairieville Township, Precinct 2	-	-	-	-		-	-	-	-	
Rutland Charter Township, Precinct 1	-	-	-	-		-	-	-	-	
Rutland Charter Township, Precinct 2	0	573	3	3	100.00%	-	-	-	-	
Thornapple Township, Precinct 1	-	-	-	-		0	450	2	2	100.00%
Thornapple Township, Precinct 2	-	-	-	-		-	-	-	-	
Thornapple Township, Precinct 3	-	-	-	-		-	-	-	-	
Woodland Township, Precinct 1	-	-	-	-		-	-	-	-	
Yankee Springs Township, Precinct 1	-	-	-	-		-	-	-	-	
Yankee Springs Township, Precinct 2	-	-	-	-		-	-	-	-	
City of Hastings, Ward 1, Precinct 1	-	-	-	-		-	-	-	-	
City of Hastings, Ward 2, Precinct 2	-	-	-	-		-	-	-	-	
City of Hastings, Ward 3, Precinct 3	-	-	-	-		-	-	-	-	
City of Hastings, Ward 4, Precinct 4	-	-	-	-		-	-	-	-	
Total	0	573	3	3	100.00%	0	450	2	2	100.00%

Statement of Votes Cast
Barry County, MI
2016 General Primary
SOVC For Jurisdiction Wide, All Counters, All Races
Official Results

	DEM Thornapple 2 Delegate					DEM Thornapple 3 Delegate				
	Reg. Voters	Times Counted	Total Votes	Write-In Votes		Reg. Voters	Times Counted	Total Votes	Write-In Votes	
Jurisdiction Wide										
Assyria Township, Precinct 1	-	-	-	-		-	-	-	-	
Baltimore Township, Precinct 1	-	-	-	-		-	-	-	-	
Barry Township, Precinct 1	-	-	-	-		-	-	-	-	
Barry Township, Precinct 2	-	-	-	-		-	-	-	-	
Carlton Township, Precinct 1	-	-	-	-		-	-	-	-	
Castleton Township, Precinct 1	-	-	-	-		-	-	-	-	
Hastings Charter Township, Precinct 1	-	-	-	-		-	-	-	-	
Hope Township, Precinct 1	-	-	-	-		-	-	-	-	
Irving Township, Precinct 1	-	-	-	-		-	-	-	-	
Irving Township, Precinct 2	-	-	-	-		-	-	-	-	
Johnstown Township, Precinct 1	-	-	-	-		-	-	-	-	
Maple Grove Township, Precinct 1	-	-	-	-		-	-	-	-	
Orangeville Township, Precinct 1	-	-	-	-		-	-	-	-	
Prairieville Township, Precinct 1	-	-	-	-		-	-	-	-	
Prairieville Township, Precinct 2	-	-	-	-		-	-	-	-	
Rutland Charter Township, Precinct 1	-	-	-	-		-	-	-	-	
Rutland Charter Township, Precinct 2	-	-	-	-		-	-	-	-	
Thornapple Township, Precinct 1	-	-	-	-		-	-	-	-	
Thornapple Township, Precinct 2	0	437	3	3	100.00%	-	-	-	-	
Thornapple Township, Precinct 3	-	-	-	-		0	489	10	10	100.00%
Woodland Township, Precinct 1	-	-	-	-		-	-	-	-	
Yankee Springs Township, Precinct 1	-	-	-	-		-	-	-	-	
Yankee Springs Township, Precinct 2	-	-	-	-		-	-	-	-	
City of Hastings, Ward 1, Precinct 1	-	-	-	-		-	-	-	-	
City of Hastings, Ward 2, Precinct 2	-	-	-	-		-	-	-	-	
City of Hastings, Ward 3, Precinct 3	-	-	-	-		-	-	-	-	
City of Hastings, Ward 4, Precinct 4	-	-	-	-		-	-	-	-	
Total	0	437	3	3	100.00%	0	489	10	10	100.00%

Statement of Votes Cast
Barry County, MI
2016 General Primary
SOVC For Jurisdiction Wide, All Counters, All Races
Official Results

	DEM Woodland 1 Delegate							DEM Yank Spr 1 Delegate						
	Reg. Voters	Times Counted	Total Votes	Jacquelin Carpenter (DEM)		Write-In Votes		Reg. Voters	Times Counted	Total Votes	Write-In Votes			
Jurisdiction Wide														
Assyria Township, Precinct 1	-	-	-	-	-	-	-	-	-	-	-	-	-	-
Baltimore Township, Precinct 1	-	-	-	-	-	-	-	-	-	-	-	-	-	-
Barry Township, Precinct 1	-	-	-	-	-	-	-	-	-	-	-	-	-	-
Barry Township, Precinct 2	-	-	-	-	-	-	-	-	-	-	-	-	-	-
Carlton Township, Precinct 1	-	-	-	-	-	-	-	-	-	-	-	-	-	-
Castleton Township, Precinct 1	-	-	-	-	-	-	-	-	-	-	-	-	-	-
Hastings Charter Township, Precinct 1	-	-	-	-	-	-	-	-	-	-	-	-	-	-
Hope Township, Precinct 1	-	-	-	-	-	-	-	-	-	-	-	-	-	-
Irving Township, Precinct 1	-	-	-	-	-	-	-	-	-	-	-	-	-	-
Irving Township, Precinct 2	-	-	-	-	-	-	-	-	-	-	-	-	-	-
Johnstown Township, Precinct 1	-	-	-	-	-	-	-	-	-	-	-	-	-	-
Maple Grove Township, Precinct 1	-	-	-	-	-	-	-	-	-	-	-	-	-	-
Orangeville Township, Precinct 1	-	-	-	-	-	-	-	-	-	-	-	-	-	-
Prairieville Township, Precinct 1	-	-	-	-	-	-	-	-	-	-	-	-	-	-
Prairieville Township, Precinct 2	-	-	-	-	-	-	-	-	-	-	-	-	-	-
Rutland Charter Township, Precinct 1	-	-	-	-	-	-	-	-	-	-	-	-	-	-
Rutland Charter Township, Precinct 2	-	-	-	-	-	-	-	-	-	-	-	-	-	-
Thornapple Township, Precinct 1	-	-	-	-	-	-	-	-	-	-	-	-	-	-
Thornapple Township, Precinct 2	-	-	-	-	-	-	-	-	-	-	-	-	-	-
Thornapple Township, Precinct 3	-	-	-	-	-	-	-	-	-	-	-	-	-	-
Woodland Township, Precinct 1	0	418	27	26	96.30%	1	3.70%	-	-	-	-	-	-	-
Yankee Springs Township, Precinct 1	-	-	-	-	-	-	-	0	628	2	2	100.00%		
Yankee Springs Township, Precinct 2	-	-	-	-	-	-	-	-	-	-	-	-	-	-
City of Hastings, Ward 1, Precinct 1	-	-	-	-	-	-	-	-	-	-	-	-	-	-
City of Hastings, Ward 2, Precinct 2	-	-	-	-	-	-	-	-	-	-	-	-	-	-
City of Hastings, Ward 3, Precinct 3	-	-	-	-	-	-	-	-	-	-	-	-	-	-
City of Hastings, Ward 4, Precinct 4	-	-	-	-	-	-	-	-	-	-	-	-	-	-
Total	0	418	27	26	96.30%	1	3.70%	0	628	2	2	100.00%		

Statement of Votes Cast
Barry County, MI
2016 General Primary
SOVC For Jurisdiction Wide, All Counters, All Races
Official Results

	DEM Yank Spr 2 Delegate					Charlton Park Proposal						
	Reg. Voters	Times Counted	Total Votes	Write-In Votes		Reg. Voters	Times Counted	Total Votes	YES		NO	
Jurisdiction Wide												
Assyria Township, Precinct 1	-	-	-	-	-	0	296	211	72	34.12%	139	65.88%
Baltimore Township, Precinct 1	-	-	-	-	-	0	442	361	166	45.98%	195	54.02%
Barry Township, Precinct 1	-	-	-	-	-	0	227	174	71	40.80%	103	59.20%
Barry Township, Precinct 2	-	-	-	-	-	0	441	339	159	46.90%	180	53.10%
Carlton Township, Precinct 1	-	-	-	-	-	0	680	546	268	49.08%	278	50.92%
Castletoo Township, Precinct 1	-	-	-	-	-	0	523	432	213	49.31%	219	50.69%
Hastings Charter Township, Precinct 1	-	-	-	-	-	0	792	593	286	48.23%	307	51.77%
Hope Township, Precinct 1	-	-	-	-	-	0	773	503	235	46.72%	268	53.28%
Irving Township, Precinct 1	-	-	-	-	-	0	209	156	68	43.59%	88	56.41%
Irving Township, Precinct 2	-	-	-	-	-	0	559	402	201	50.00%	201	50.00%
Johnstown Township, Precinct 1	-	-	-	-	-	0	559	434	180	41.47%	254	58.53%
Maple Grove Township, Precinct 1	-	-	-	-	-	0	277	217	105	48.39%	112	51.61%
Orangeville Township, Precinct 1	-	-	-	-	-	0	648	441	176	39.91%	265	60.09%
Prairieville Township, Precinct 1	-	-	-	-	-	0	292	230	112	48.70%	118	51.30%
Prairieville Township, Precinct 2	-	-	-	-	-	0	280	191	54	28.27%	137	71.73%
Rutland Charter Township, Precinct 1	-	-	-	-	-	0	462	366	156	42.62%	210	57.38%
Rutland Charter Township, Precinct 2	-	-	-	-	-	0	573	460	248	53.91%	212	46.09%
Thornapple Township, Precinct 1	-	-	-	-	-	0	450	372	153	41.13%	219	58.87%
Thornapple Township, Precinct 2	-	-	-	-	-	0	437	337	140	41.54%	197	58.46%
Thornapple Township, Precinct 3	-	-	-	-	-	0	489	389	201	51.67%	188	48.33%
Woodland Township, Precinct 1	-	-	-	-	-	0	418	279	146	52.33%	133	47.67%
Yankee Springs Township, Precinct 1	-	-	-	-	-	0	628	387	149	38.50%	238	61.50%
Yankee Springs Township, Precinct 2	0	469	1	1	100.00%	0	469	332	126	37.95%	206	62.05%
City of Hastings, Ward 1, Precinct 1	-	-	-	-	-	0	457	364	230	63.19%	134	36.81%
City of Hastings, Ward 2, Precinct 2	-	-	-	-	-	0	271	219	132	60.27%	87	39.73%
City of Hastings, Ward 3, Precinct 3	-	-	-	-	-	0	302	241	151	62.66%	90	37.34%
City of Hastings, Ward 4, Precinct 4	-	-	-	-	-	0	470	370	238	64.32%	132	35.68%
Total	0	469	1	1	100.00%	0	12424	9346	4436	47.46%	4910	52.54%

Statement of Votes Cast
Barry County, MI
2016 General Primary
SOVC For Jurisdiction Wide, All Counters, All Races
Official Results

	Barry Twp Fire Prop						
	Reg. Voters	Times Counted	Total Votes	YES		NO	
Jurisdiction Wide							
Assyria Township, Precinct 1	-	-	-	-	-	-	-
Baltimore Township, Precinct 1	-	-	-	-	-	-	-
Barry Township, Precinct 1	0	227	201	144	71.64%	57	28.36%
Barry Township, Precinct 2	0	441	393	289	73.54%	104	26.46%
Carlton Township, Precinct 1	-	-	-	-	-	-	-
Castleton Township, Precinct 1	-	-	-	-	-	-	-
Hastings Charter Township, Precinct 1	-	-	-	-	-	-	-
Hope Township, Precinct 1	-	-	-	-	-	-	-
Irving Township, Precinct 1	-	-	-	-	-	-	-
Irving Township, Precinct 2	-	-	-	-	-	-	-
Johnstown Township, Precinct 1	-	-	-	-	-	-	-
Maple Grove Township, Precinct 1	-	-	-	-	-	-	-
Orangeville Township, Precinct 1	-	-	-	-	-	-	-
Prairieville Township, Precinct 1	-	-	-	-	-	-	-
Prairieville Township, Precinct 2	-	-	-	-	-	-	-
Rutland Charter Township, Precinct 1	-	-	-	-	-	-	-
Rutland Charter Township, Precinct 2	-	-	-	-	-	-	-
Thornapple Township, Precinct 1	-	-	-	-	-	-	-
Thornapple Township, Precinct 2	-	-	-	-	-	-	-
Thornapple Township, Precinct 3	-	-	-	-	-	-	-
Woodland Township, Precinct 1	-	-	-	-	-	-	-
Yankee Springs Township, Precinct 1	-	-	-	-	-	-	-
Yankee Springs Township, Precinct 2	-	-	-	-	-	-	-
City of Hastings, Ward 1, Precinct 1	-	-	-	-	-	-	-
City of Hastings, Ward 2, Precinct 2	-	-	-	-	-	-	-
City of Hastings, Ward 3, Precinct 3	-	-	-	-	-	-	-
City of Hastings, Ward 4, Precinct 4	-	-	-	-	-	-	-
Total	0	668	594	433	72.90%	161	27.10%

Statement of Votes Cast
Barry County, MI
2016 General Primary
SOVC For Jurisdiction Wide, All Counters, All Races
Official Results

	Barry Twp Police Prop						
	Reg. Voters	Times Counted	Total Votes	YES		NO	
Jurisdiction Wide							
Assyria Township, Precinct 1	-	-	-	-	-	-	-
Baltimore Township, Precinct 1	-	-	-	-	-	-	-
Barry Township, Precinct 1	0	227	201	134	66.67%	67	33.33%
Barry Township, Precinct 2	0	441	392	254	64.80%	138	35.20%
Carlton Township, Precinct 1	-	-	-	-	-	-	-
Castleton Township, Precinct 1	-	-	-	-	-	-	-
Hastings Charter Township, Precinct 1	-	-	-	-	-	-	-
Hope Township, Precinct 1	-	-	-	-	-	-	-
Irving Township, Precinct 1	-	-	-	-	-	-	-
Irving Township, Precinct 2	-	-	-	-	-	-	-
Johnstown Township, Precinct 1	-	-	-	-	-	-	-
Maple Grove Township, Precinct 1	-	-	-	-	-	-	-
Orangeville Township, Precinct 1	-	-	-	-	-	-	-
Prairieville Township, Precinct 1	-	-	-	-	-	-	-
Prairieville Township, Precinct 2	-	-	-	-	-	-	-
Rutland Charter Township, Precinct 1	-	-	-	-	-	-	-
Rutland Charter Township, Precinct 2	-	-	-	-	-	-	-
Thornapple Township, Precinct 1	-	-	-	-	-	-	-
Thornapple Township, Precinct 2	-	-	-	-	-	-	-
Thornapple Township, Precinct 3	-	-	-	-	-	-	-
Woodland Township, Precinct 1	-	-	-	-	-	-	-
Yankee Springs Township, Precinct 1	-	-	-	-	-	-	-
Yankee Springs Township, Precinct 2	-	-	-	-	-	-	-
City of Hastings, Ward 1, Precinct 1	-	-	-	-	-	-	-
City of Hastings, Ward 2, Precinct 2	-	-	-	-	-	-	-
City of Hastings, Ward 3, Precinct 3	-	-	-	-	-	-	-
City of Hastings, Ward 4, Precinct 4	-	-	-	-	-	-	-
Total	0	668	593	388	65.43%	205	34.57%

Statement of Votes Cast
Barry County, MI
2016 General Primary
SOVC For Jurisdiction Wide, All Counters, All Races
Official Results

Carlton Twp Fire Prop

	Reg. Voters	Times Counted	Total Votes	YES		NO	
Jurisdiction Wide							
Assyria Township, Precinct 1	-	-	-	-	-	-	-
Baltimore Township, Precinct 1	-	-	-	-	-	-	-
Barry Township, Precinct 1	-	-	-	-	-	-	-
Barry Township, Precinct 2	-	-	-	-	-	-	-
Carlton Township, Precinct 1	0	680	618	456	73.79%	162	26.21%
Castleton Township, Precinct 1	-	-	-	-	-	-	-
Hastings Charter Township, Precinct 1	-	-	-	-	-	-	-
Hope Township, Precinct 1	-	-	-	-	-	-	-
Irving Township, Precinct 1	-	-	-	-	-	-	-
Irving Township, Precinct 2	-	-	-	-	-	-	-
Johnstown Township, Precinct 1	-	-	-	-	-	-	-
Maple Grove Township, Precinct 1	-	-	-	-	-	-	-
Orangeville Township, Precinct 1	-	-	-	-	-	-	-
Prairieville Township, Precinct 1	-	-	-	-	-	-	-
Prairieville Township, Precinct 2	-	-	-	-	-	-	-
Rutland Charter Township, Precinct 1	-	-	-	-	-	-	-
Rutland Charter Township, Precinct 2	-	-	-	-	-	-	-
Thornapple Township, Precinct 1	-	-	-	-	-	-	-
Thornapple Township, Precinct 2	-	-	-	-	-	-	-
Thornapple Township, Precinct 3	-	-	-	-	-	-	-
Woodland Township, Precinct 1	-	-	-	-	-	-	-
Yankee Springs Township, Precinct 1	-	-	-	-	-	-	-
Yankee Springs Township, Precinct 2	-	-	-	-	-	-	-
City of Hastings, Ward 1, Precinct 1	-	-	-	-	-	-	-
City of Hastings, Ward 2, Precinct 2	-	-	-	-	-	-	-
City of Hastings, Ward 3, Precinct 3	-	-	-	-	-	-	-
City of Hastings, Ward 4, Precinct 4	-	-	-	-	-	-	-
Total	0	680	618	456	73.79%	162	26.21%

Statement of Votes Cast
Barry County, MI
2016 General Primary
SOVC For Jurisdiction Wide, All Counters, All Races
Official Results

	Castleton Twp EMS1 Prop						
	Reg. Voters	Times Counted	Total Votes	YES		NO	
Jurisdiction Wide							
Assyria Township, Precinct 1	-	-	-	-	-	-	-
Baltimore Township, Precinct 1	-	-	-	-	-	-	-
Barry Township, Precinct 1	-	-	-	-	-	-	-
Barry Township, Precinct 2	-	-	-	-	-	-	-
Carlton Township, Precinct 1	-	-	-	-	-	-	-
Castleton Township, Precinct 1	0	523	499	341	68.34%	158	31.66%
Hastings Charter Township, Precinct 1	-	-	-	-	-	-	-
Hope Township, Precinct 1	-	-	-	-	-	-	-
Irving Township, Precinct 1	-	-	-	-	-	-	-
Irving Township, Precinct 2	-	-	-	-	-	-	-
Johnstown Township, Precinct 1	-	-	-	-	-	-	-
Maple Grove Township, Precinct 1	-	-	-	-	-	-	-
Orangeville Township, Precinct 1	-	-	-	-	-	-	-
Prairieville Township, Precinct 1	-	-	-	-	-	-	-
Prairieville Township, Precinct 2	-	-	-	-	-	-	-
Rutland Charter Township, Precinct 1	-	-	-	-	-	-	-
Rutland Charter Township, Precinct 2	-	-	-	-	-	-	-
Thornapple Township, Precinct 1	-	-	-	-	-	-	-
Thornapple Township, Precinct 2	-	-	-	-	-	-	-
Thornapple Township, Precinct 3	-	-	-	-	-	-	-
Woodland Township, Precinct 1	-	-	-	-	-	-	-
Yankee Springs Township, Precinct 1	-	-	-	-	-	-	-
Yankee Springs Township, Precinct 2	-	-	-	-	-	-	-
City of Hastings, Ward 1, Precinct 1	-	-	-	-	-	-	-
City of Hastings, Ward 2, Precinct 2	-	-	-	-	-	-	-
City of Hastings, Ward 3, Precinct 3	-	-	-	-	-	-	-
City of Hastings, Ward 4, Precinct 4	-	-	-	-	-	-	-
Total	0	523	499	341	68.34%	158	31.66%

Statement of Votes Cast
Barry County, MI
2016 General Primary
SOVC For Jurisdiction Wide, All Counters, All Races
Official Results

	Castleton Twp Fire Prop						
	Reg. Voters	Times Counted	Total Votes	YES		NO	
Jurisdiction Wide							
Assyria Township, Precinct 1	-	-	-	-	-	-	-
Baltimore Township, Precinct 1	-	-	-	-	-	-	-
Barry Township, Precinct 1	-	-	-	-	-	-	-
Barry Township, Precinct 2	-	-	-	-	-	-	-
Carlton Township, Precinct 1	-	-	-	-	-	-	-
Castleton Township, Precinct 1	0	523	503	356	70.78%	147	29.22%
Hastings Charter Township, Precinct 1	-	-	-	-	-	-	-
Hope Township, Precinct 1	-	-	-	-	-	-	-
Irving Township, Precinct 1	-	-	-	-	-	-	-
Irving Township, Precinct 2	-	-	-	-	-	-	-
Johnstown Township, Precinct 1	-	-	-	-	-	-	-
Maple Grove Township, Precinct 1	-	-	-	-	-	-	-
Orangeville Township, Precinct 1	-	-	-	-	-	-	-
Prairieville Township, Precinct 1	-	-	-	-	-	-	-
Prairieville Township, Precinct 2	-	-	-	-	-	-	-
Rutland Charter Township, Precinct 1	-	-	-	-	-	-	-
Rutland Charter Township, Precinct 2	-	-	-	-	-	-	-
Thornapple Township, Precinct 1	-	-	-	-	-	-	-
Thornapple Township, Precinct 2	-	-	-	-	-	-	-
Thornapple Township, Precinct 3	-	-	-	-	-	-	-
Woodland Township, Precinct 1	-	-	-	-	-	-	-
Yankee Springs Township, Precinct 1	-	-	-	-	-	-	-
Yankee Springs Township, Precinct 2	-	-	-	-	-	-	-
City of Hastings, Ward 1, Precinct 1	-	-	-	-	-	-	-
City of Hastings, Ward 2, Precinct 2	-	-	-	-	-	-	-
City of Hastings, Ward 3, Precinct 3	-	-	-	-	-	-	-
City of Hastings, Ward 4, Precinct 4	-	-	-	-	-	-	-
Total	0	523	503	356	70.78%	147	29.22%

Statement of Votes Cast
Barry County, MI
2016 General Primary
SOVC For Jurisdiction Wide, All Counters, All Races
Official Results

	Castleton Twp EMS2 Prop						
	Reg. Voters	Times Counted	Total Votes	YES		NO	
Jurisdiction Wide							
Assyria Township, Precinct 1	-	-	-	-	-	-	-
Baltimore Township, Precinct 1	-	-	-	-	-	-	-
Barry Township, Precinct 1	-	-	-	-	-	-	-
Barry Township, Precinct 2	-	-	-	-	-	-	-
Carlton Township, Precinct 1	-	-	-	-	-	-	-
Castleton Township, Precinct 1	0	523	491	323	65.78%	168	34.22%
Hastings Charter Township, Precinct 1	-	-	-	-	-	-	-
Hope Township, Precinct 1	-	-	-	-	-	-	-
Irving Township, Precinct 1	-	-	-	-	-	-	-
Irving Township, Precinct 2	-	-	-	-	-	-	-
Johnstown Township, Precinct 1	-	-	-	-	-	-	-
Maple Grove Township, Precinct 1	-	-	-	-	-	-	-
Orangeville Township, Precinct 1	-	-	-	-	-	-	-
Prairieville Township, Precinct 1	-	-	-	-	-	-	-
Prairieville Township, Precinct 2	-	-	-	-	-	-	-
Rutland Charter Township, Precinct 1	-	-	-	-	-	-	-
Rutland Charter Township, Precinct 2	-	-	-	-	-	-	-
Thornapple Township, Precinct 1	-	-	-	-	-	-	-
Thornapple Township, Precinct 2	-	-	-	-	-	-	-
Thornapple Township, Precinct 3	-	-	-	-	-	-	-
Woodland Township, Precinct 1	-	-	-	-	-	-	-
Yankee Springs Township, Precinct 1	-	-	-	-	-	-	-
Yankee Springs Township, Precinct 2	-	-	-	-	-	-	-
City of Hastings, Ward 1, Precinct 1	-	-	-	-	-	-	-
City of Hastings, Ward 2, Precinct 2	-	-	-	-	-	-	-
City of Hastings, Ward 3, Precinct 3	-	-	-	-	-	-	-
City of Hastings, Ward 4, Precinct 4	-	-	-	-	-	-	-
Total	0	523	491	323	65.78%	168	34.22%

Statement of Votes Cast
Barry County, MI
2016 General Primary
SOVC For Jurisdiction Wide, All Counters, All Races
Official Results

	Hope Twp Fire Prop						
	Reg. Voters	Times Counted	Total Votes	YES		NO	
Jurisdiction Wide							
Assyria Township, Precinct 1	-	-	-	-	-	-	-
Baltimore Township, Precinct 1	-	-	-	-	-	-	-
Barry Township, Precinct 1	-	-	-	-	-	-	-
Barry Township, Precinct 2	-	-	-	-	-	-	-
Carlton Township, Precinct 1	-	-	-	-	-	-	-
Castleton Township, Precinct 1	-	-	-	-	-	-	-
Hastings Charter Township, Precinct 1	-	-	-	-	-	-	-
Hope Township, Precinct 1	0	773	632	469	74.21%	163	25.79%
Irving Township, Precinct 1	-	-	-	-	-	-	-
Irving Township, Precinct 2	-	-	-	-	-	-	-
Johnstown Township, Precinct 1	-	-	-	-	-	-	-
Maple Grove Township, Precinct 1	-	-	-	-	-	-	-
Orangeville Township, Precinct 1	-	-	-	-	-	-	-
Prairieville Township, Precinct 1	-	-	-	-	-	-	-
Prairieville Township, Precinct 2	-	-	-	-	-	-	-
Rutland Charter Township, Precinct 1	-	-	-	-	-	-	-
Rutland Charter Township, Precinct 2	-	-	-	-	-	-	-
Thornapple Township, Precinct 1	-	-	-	-	-	-	-
Thornapple Township, Precinct 2	-	-	-	-	-	-	-
Thornapple Township, Precinct 3	-	-	-	-	-	-	-
Woodland Township, Precinct 1	-	-	-	-	-	-	-
Yankee Springs Township, Precinct 1	-	-	-	-	-	-	-
Yankee Springs Township, Precinct 2	-	-	-	-	-	-	-
City of Hastings, Ward 1, Precinct 1	-	-	-	-	-	-	-
City of Hastings, Ward 2, Precinct 2	-	-	-	-	-	-	-
City of Hastings, Ward 3, Precinct 3	-	-	-	-	-	-	-
City of Hastings, Ward 4, Precinct 4	-	-	-	-	-	-	-
Total	0	773	632	469	74.21%	163	25.79%

Statement of Votes Cast
Barry County, MI
2016 General Primary
SOVC For Jurisdiction Wide, All Counters, All Races
Official Results

Hope Twp Road Prop

	Reg. Voters	Times Counted	Total Votes	YES		NO	
Jurisdiction Wide							
Assyria Township, Precinct 1	-	-	-	-	-	-	-
Baltimore Township, Precinct 1	-	-	-	-	-	-	-
Barry Township, Precinct 1	-	-	-	-	-	-	-
Barry Township, Precinct 2	-	-	-	-	-	-	-
Carlton Township, Precinct 1	-	-	-	-	-	-	-
Castleton Township, Precinct 1	-	-	-	-	-	-	-
Hastings Charter Township, Precinct 1	-	-	-	-	-	-	-
Hope Township, Precinct 1	0	773	637	457	71.74%	180	28.26%
Irving Township, Precinct 1	-	-	-	-	-	-	-
Irving Township, Precinct 2	-	-	-	-	-	-	-
Johnstown Township, Precinct 1	-	-	-	-	-	-	-
Maple Grove Township, Precinct 1	-	-	-	-	-	-	-
Orangeville Township, Precinct 1	-	-	-	-	-	-	-
Prairieville Township, Precinct 1	-	-	-	-	-	-	-
Prairieville Township, Precinct 2	-	-	-	-	-	-	-
Rutland Charter Township, Precinct 1	-	-	-	-	-	-	-
Rutland Charter Township, Precinct 2	-	-	-	-	-	-	-
Thornapple Township, Precinct 1	-	-	-	-	-	-	-
Thornapple Township, Precinct 2	-	-	-	-	-	-	-
Thornapple Township, Precinct 3	-	-	-	-	-	-	-
Woodland Township, Precinct 1	-	-	-	-	-	-	-
Yankee Springs Township, Precinct 1	-	-	-	-	-	-	-
Yankee Springs Township, Precinct 2	-	-	-	-	-	-	-
City of Hastings, Ward 1, Precinct 1	-	-	-	-	-	-	-
City of Hastings, Ward 2, Precinct 2	-	-	-	-	-	-	-
City of Hastings, Ward 3, Precinct 3	-	-	-	-	-	-	-
City of Hastings, Ward 4, Precinct 4	-	-	-	-	-	-	-
Total	0	773	637	457	71.74%	180	28.26%

Statement of Votes Cast
Barry County, MI
2016 General Primary
SOVC For Jurisdiction Wide, All Counters, All Races
Official Results

	Irving Twp Fire Prop						
	Reg. Voters	Times Counted	Total Votes	YES		NO	
Jurisdiction Wide							
Assyria Township, Precinct 1	-	-	-	-	-	-	-
Baltimore Township, Precinct 1	-	-	-	-	-	-	-
Barry Township, Precinct 1	-	-	-	-	-	-	-
Barry Township, Precinct 2	-	-	-	-	-	-	-
Carlton Township, Precinct 1	-	-	-	-	-	-	-
Castleton Township, Precinct 1	-	-	-	-	-	-	-
Hastings Charter Township, Precinct 1	-	-	-	-	-	-	-
Hope Township, Precinct 1	-	-	-	-	-	-	-
Irving Township, Precinct 1	0	209	197	137	69.54%	60	30.46%
Irving Township, Precinct 2	0	559	497	374	75.25%	123	24.75%
Johnstown Township, Precinct 1	-	-	-	-	-	-	-
Maple Grove Township, Precinct 1	-	-	-	-	-	-	-
Orangeville Township, Precinct 1	-	-	-	-	-	-	-
Prairieville Township, Precinct 1	-	-	-	-	-	-	-
Prairieville Township, Precinct 2	-	-	-	-	-	-	-
Rutland Charter Township, Precinct 1	-	-	-	-	-	-	-
Rutland Charter Township, Precinct 2	-	-	-	-	-	-	-
Thornapple Township, Precinct 1	-	-	-	-	-	-	-
Thornapple Township, Precinct 2	-	-	-	-	-	-	-
Thornapple Township, Precinct 3	-	-	-	-	-	-	-
Woodland Township, Precinct 1	-	-	-	-	-	-	-
Yankee Springs Township, Precinct 1	-	-	-	-	-	-	-
Yankee Springs Township, Precinct 2	-	-	-	-	-	-	-
City of Hastings, Ward 1, Precioct 1	-	-	-	-	-	-	-
City of Hastings, Ward 2, Precinct 2	-	-	-	-	-	-	-
City of Hastings, Ward 3, Precinct 3	-	-	-	-	-	-	-
City of Hastings, Ward 4, Precinct 4	-	-	-	-	-	-	-
Total	0	768	694	511	73.63%	183	26.37%

Statement of Votes Cast
Barry County, MI
2016 General Primary
SOVC For Jurisdiction Wide, All Counters, All Races
Official Results

	Maple Gr Prop 1 Fire						
	Reg. Voters	Times Counted	Total Votes	YES		NO	
Jurisdiction Wide							
Assyria Township, Precinct 1	-	-	-	-	-	-	-
Baltimore Township, Precinct 1	-	-	-	-	-	-	-
Barry Township, Precinct 1	-	-	-	-	-	-	-
Barry Township, Precinct 2	-	-	-	-	-	-	-
Carlton Township, Precinct 1	-	-	-	-	-	-	-
Castleton Township, Precinct 1	-	-	-	-	-	-	-
Hastings Charter Township, Precinct 1	-	-	-	-	-	-	-
Hope Township, Precinct 1	-	-	-	-	-	-	-
Irving Township, Precinct 1	-	-	-	-	-	-	-
Irving Township, Precinct 2	-	-	-	-	-	-	-
Johnstown Township, Precinct 1	-	-	-	-	-	-	-
Maple Grove Township, Precinct 1	0	277	257	199	77.43%	58	22.57%
Orangeville Township, Precinct 1	-	-	-	-	-	-	-
Prairieville Township, Precinct 1	-	-	-	-	-	-	-
Prairieville Township, Precinct 2	-	-	-	-	-	-	-
Rutland Charter Township, Precinct 1	-	-	-	-	-	-	-
Rutland Charter Township, Precinct 2	-	-	-	-	-	-	-
Thornapple Township, Precinct 1	-	-	-	-	-	-	-
Thornapple Township, Precinct 2	-	-	-	-	-	-	-
Thornapple Township, Precinct 3	-	-	-	-	-	-	-
Woodland Township, Precinct 1	-	-	-	-	-	-	-
Yankee Springs Township, Precinct 1	-	-	-	-	-	-	-
Yankee Springs Township, Precinct 2	-	-	-	-	-	-	-
City of Hastings, Ward 1, Precinct 1	-	-	-	-	-	-	-
City of Hastings, Ward 2, Precinct 2	-	-	-	-	-	-	-
City of Hastings, Ward 3, Precinct 3	-	-	-	-	-	-	-
City of Hastings, Ward 4, Precinct 4	-	-	-	-	-	-	-
Total	0	277	257	199	77.43%	58	22.57%

Statement of Votes Cast
Barry County, MI
2016 General Primary
SOVC For Jurisdiction Wide, All Counters, All Races
Official Results

	Maple Gr Prop 2 Dust						
	Reg. Voters	Times Counted	Total Votes	YES		NO	
Jurisdiction Wide							
Assyria Township, Precinct 1	-	-	-	-	-	-	-
Baltimore Township, Precinct 1	-	-	-	-	-	-	-
Barry Township, Precinct 1	-	-	-	-	-	-	-
Barry Township, Precinct 2	-	-	-	-	-	-	-
Carlton Township, Precinct 1	-	-	-	-	-	-	-
Castleton Township, Precinct 1	-	-	-	-	-	-	-
Hastings Charter Township, Precinct 1	-	-	-	-	-	-	-
Hope Township, Precinct 1	-	-	-	-	-	-	-
Irving Township, Precinct 1	-	-	-	-	-	-	-
Irving Township, Precinct 2	-	-	-	-	-	-	-
Johnstown Township, Precinct 1	-	-	-	-	-	-	-
Maple Grove Township, Precinct 1	0	277	251	161	64.14%	90	35.86%
Orangeville Township, Precinct 1	-	-	-	-	-	-	-
Prairieville Township, Precinct 1	-	-	-	-	-	-	-
Prairieville Township, Precinct 2	-	-	-	-	-	-	-
Rutland Charter Township, Precinct 1	-	-	-	-	-	-	-
Rutland Charter Township, Precinct 2	-	-	-	-	-	-	-
Thornapple Township, Precinct 1	-	-	-	-	-	-	-
Thornapple Township, Precinct 2	-	-	-	-	-	-	-
Thornapple Township, Precinct 3	-	-	-	-	-	-	-
Woodland Township, Precinct 1	-	-	-	-	-	-	-
Yankee Springs Township, Precinct 1	-	-	-	-	-	-	-
Yankee Springs Township, Precinct 2	-	-	-	-	-	-	-
City of Hastings, Ward 1, Precinct 1	-	-	-	-	-	-	-
City of Hastings, Ward 2, Precinct 2	-	-	-	-	-	-	-
City of Hastings, Ward 3, Precinct 3	-	-	-	-	-	-	-
City of Hastings, Ward 4, Precinct 4	-	-	-	-	-	-	-
Total	0	277	251	161	64.14%	90	35.86%

Statement of Votes Cast
Barry County, MI
2016 General Primary
SOVC For Jurisdiction Wide, All Counters, All Races
Official Results

Maple Gr Prop 3 EMS

	Reg. Voters	Times Counted	Total Votes	YES		NO	
Jurisdiction Wide							
Assyria Township, Precinct 1	-	-	-	-	-	-	-
Baltimore Township, Precinct 1	-	-	-	-	-	-	-
Barry Township, Precinct 1	-	-	-	-	-	-	-
Barry Township, Precinct 2	-	-	-	-	-	-	-
Carlton Township, Precinct 1	-	-	-	-	-	-	-
Castleton Township, Precinct 1	-	-	-	-	-	-	-
Hastings Charter Township, Precinct 1	-	-	-	-	-	-	-
Hope Township, Precinct 1	-	-	-	-	-	-	-
Irving Township, Precinct 1	-	-	-	-	-	-	-
Irving Township, Precinct 2	-	-	-	-	-	-	-
Johnstown Township, Precinct 1	-	-	-	-	-	-	-
Maple Grove Township, Precinct 1	0	277	254	178	70.08%	76	29.92%
Orangeville Township, Precinct 1	-	-	-	-	-	-	-
Prairieville Township, Precinct 1	-	-	-	-	-	-	-
Prairieville Township, Precinct 2	-	-	-	-	-	-	-
Rutland Charter Township, Precinct 1	-	-	-	-	-	-	-
Rutland Charter Township, Precinct 2	-	-	-	-	-	-	-
Thornapple Township, Precinct 1	-	-	-	-	-	-	-
Thornapple Township, Precinct 2	-	-	-	-	-	-	-
Thornapple Township, Precinct 3	-	-	-	-	-	-	-
Woodland Township, Precinct 1	-	-	-	-	-	-	-
Yankee Springs Township, Precinct 1	-	-	-	-	-	-	-
Yankee Springs Township, Precinct 2	-	-	-	-	-	-	-
City of Hastings, Ward 1, Precinct 1	-	-	-	-	-	-	-
City of Hastings, Ward 2, Precinct 2	-	-	-	-	-	-	-
City of Hastings, Ward 3, Precinct 3	-	-	-	-	-	-	-
City of Hastings, Ward 4, Precinct 4	-	-	-	-	-	-	-
Total	0	277	254	178	70.08%	76	29.92%

Statement of Votes Cast
Barry County, MI
2016 General Primary
SOVC For Jurisdiction Wide, All Counters, All Races
Official Results

	Orangeville Twp Road Prop						
	Reg. Voters	Times Counted	Total Votes	YES		NO	
Jurisdiction Wide							
Assyria Township, Precinct 1	-	-	-	-	-	-	-
Baltimore Township, Precinct 1	-	-	-	-	-	-	-
Barry Township, Precinct 1	-	-	-	-	-	-	-
Barry Township, Precinct 2	-	-	-	-	-	-	-
Carlton Township, Precinct 1	-	-	-	-	-	-	-
Castleton Township, Precinct 1	-	-	-	-	-	-	-
Hastings Charter Township, Precinct 1	-	-	-	-	-	-	-
Hope Township, Precinct 1	-	-	-	-	-	-	-
Irving Township, Precinct 1	-	-	-	-	-	-	-
Irving Township, Precinct 2	-	-	-	-	-	-	-
Johnstown Township, Precinct 1	-	-	-	-	-	-	-
Maple Grove Township, Precinct 1	-	-	-	-	-	-	-
Orangeville Township, Precinct 1	0	648	499	334	66.93%	165	33.07%
Prairieville Township, Precinct 1	-	-	-	-	-	-	-
Prairieville Township, Precinct 2	-	-	-	-	-	-	-
Rutland Charter Township, Precinct 1	-	-	-	-	-	-	-
Rutland Charter Township, Precinct 2	-	-	-	-	-	-	-
Thornapple Township, Precinct 1	-	-	-	-	-	-	-
Thornapple Township, Precinct 2	-	-	-	-	-	-	-
Thornapple Township, Precinct 3	-	-	-	-	-	-	-
Woodland Township, Precinct 1	-	-	-	-	-	-	-
Yankee Springs Township, Precinct 1	-	-	-	-	-	-	-
Yankee Springs Township, Precinct 2	-	-	-	-	-	-	-
City of Hastings, Ward 1, Precinct 1	-	-	-	-	-	-	-
City of Hastings, Ward 2, Precinct 2	-	-	-	-	-	-	-
City of Hastings, Ward 3, Precinct 3	-	-	-	-	-	-	-
City of Hastings, Ward 4, Precinct 4	-	-	-	-	-	-	-
Total	0	648	499	334	66.93%	165	33.07%

Statement of Votes Cast
Barry County, MI
2016 General Primary
SOVC For Jurisdiction Wide, All Counters, All Races
Official Results

Thornapple Twp EMS Prop

	Reg. Voters	Times Counted	Total Votes	YES		NO	
Jurisdiction Wide							
Assyria Township, Precinct 1	-	-	-	-	-	-	-
Baltimore Township, Precinct 1	-	-	-	-	-	-	-
Barry Township, Precinct 1	-	-	-	-	-	-	-
Barry Township, Precinct 2	-	-	-	-	-	-	-
Carlton Township, Precinct 1	-	-	-	-	-	-	-
Castleton Township, Precinct 1	-	-	-	-	-	-	-
Hastings Charter Township, Precinct 1	-	-	-	-	-	-	-
Hope Township, Precinct 1	-	-	-	-	-	-	-
Irving Township, Precinct 1	-	-	-	-	-	-	-
Irving Township, Precinct 2	-	-	-	-	-	-	-
Johnstown Township, Precinct 1	-	-	-	-	-	-	-
Maple Grove Township, Precinct 1	-	-	-	-	-	-	-
Orangeville Township, Precinct 1	-	-	-	-	-	-	-
Prairieville Township, Precinct 1	-	-	-	-	-	-	-
Prairieville Township, Precinct 2	-	-	-	-	-	-	-
Rutland Charter Township, Precinct 1	-	-	-	-	-	-	-
Rutland Charter Township, Precinct 2	-	-	-	-	-	-	-
Thornapple Township, Precinct 1	0	450	355	206	58.03%	149	41.97%
Thornapple Township, Precinct 2	0	437	374	184	49.20%	190	50.80%
Thornapple Township, Precinct 3	0	489	420	258	61.43%	162	38.57%
Woodland Township, Precinct 1	-	-	-	-	-	-	-
Yankee Springs Township, Precinct 1	-	-	-	-	-	-	-
Yankee Springs Township, Precinct 2	-	-	-	-	-	-	-
City of Hastings, Ward 1, Precinct 1	-	-	-	-	-	-	-
City of Hastings, Ward 2, Precinct 2	-	-	-	-	-	-	-
City of Hastings, Ward 3, Precinct 3	-	-	-	-	-	-	-
City of Hastings, Ward 4, Precinct 4	-	-	-	-	-	-	-
Total	0	1376	1149	648	56.40%	501	43.60%

Statement of Votes Cast
Barry County, MI
2016 General Primary
SOVC For Jurisdiction Wide, All Counters, All Races
Official Results

	Marlin School Prop						
	Reg. Voters	Times Counted	Total Votes	YES		NO	
Jurisdiction Wide							
Assyria Township, Precinct 1	-	-	-	-	-	-	-
Baltimore Township, Precinct 1	-	-	-	-	-	-	-
Barry Township, Precinct 1	-	-	-	-	-	-	-
Barry Township, Precinct 2	-	-	-	-	-	-	-
Carlton Township, Precinct 1	-	-	-	-	-	-	-
Castleton Township, Precinct 1	-	-	-	-	-	-	-
Hastings Charter Township, Precinct 1	-	-	-	-	-	-	-
Hope Township, Precinct 1	-	-	-	-	-	-	-
Irving Township, Precinct 1	-	-	-	-	-	-	-
Irving Township, Precinct 2	-	-	-	-	-	-	-
Johnstown Township, Precinct 1	-	-	-	-	-	-	-
Maple Grove Township, Precinct 1	-	-	-	-	-	-	-
Orangeville Township, Precinct 1	0	91	76	52	68.42%	24	31.58%
Prairieville Township, Precinct 1	-	-	-	-	-	-	-
Prairieville Township, Precinct 2	-	-	-	-	-	-	-
Rutland Charter Township, Precinct 1	-	-	-	-	-	-	-
Rutland Charter Township, Precinct 2	-	-	-	-	-	-	-
Thornapple Township, Precinct 1	-	-	-	-	-	-	-
Thornapple Township, Precinct 2	-	-	-	-	-	-	-
Thornapple Township, Precinct 3	-	-	-	-	-	-	-
Woodland Township, Precinct 1	-	-	-	-	-	-	-
Yankee Springs Township, Precinct 1	-	-	-	-	-	-	-
Yankee Springs Township, Precinct 2	-	-	-	-	-	-	-
City of Hastings, Ward 1, Precinct 1	-	-	-	-	-	-	-
City of Hastings, Ward 2, Precinct 2	-	-	-	-	-	-	-
City of Hastings, Ward 3, Precinct 3	-	-	-	-	-	-	-
City of Hastings, Ward 4, Precinct 4	-	-	-	-	-	-	-
Total	0	91	76	52	68.42%	24	31.58%

Statement of Votes Cast
Barry County, MI
2016 General Primary
SOVC For Jurisdiction Wide, All Counters, All Races
Official Results

	Pennfield School Prop						
	Reg. Voters	Times Counted	Total Votes	YES		NO	
Jurisdiction Wide							
Assyria Township, Precinct 1	0	26	26	9	34.62%	17	65.38%
Baltimore Township, Precinct 1	-	-	-	-	-	-	-
Barry Township, Precinct 1	-	-	-	-	-	-	-
Barry Township, Precinct 2	-	-	-	-	-	-	-
Carlton Township, Precinct 1	-	-	-	-	-	-	-
Castleton Township, Precinct 1	-	-	-	-	-	-	-
Hastings Charter Township, Precinct 1	-	-	-	-	-	-	-
Hope Township, Precinct 1	-	-	-	-	-	-	-
Irving Township, Precinct 1	-	-	-	-	-	-	-
Irving Township, Precinct 2	-	-	-	-	-	-	-
Johnstown Township, Precinct 1	0	4	4	2	50.00%	2	50.00%
Maple Grove Township, Precinct 1	-	-	-	-	-	-	-
Orangeville Township, Precinct 1	-	-	-	-	-	-	-
Prairieville Township, Precinct 1	-	-	-	-	-	-	-
Prairieville Township, Precinct 2	-	-	-	-	-	-	-
Rutland Charter Township, Precinct 1	-	-	-	-	-	-	-
Rutland Charter Township, Precinct 2	-	-	-	-	-	-	-
Thornapple Township, Precinct 1	-	-	-	-	-	-	-
Thornapple Township, Precinct 2	-	-	-	-	-	-	-
Thornapple Township, Precinct 3	-	-	-	-	-	-	-
Woodland Township, Precinct 1	-	-	-	-	-	-	-
Yankee Springs Township, Precinct 1	-	-	-	-	-	-	-
Yankee Springs Township, Precinct 2	-	-	-	-	-	-	-
City of Hastings, Ward 1, Precinct 1	-	-	-	-	-	-	-
City of Hastings, Ward 2, Precinct 2	-	-	-	-	-	-	-
City of Hastings, Ward 3, Precinct 3	-	-	-	-	-	-	-
City of Hastings, Ward 4, Precinct 4	-	-	-	-	-	-	-
Total	0	30	30	11	36.67%	19	63.33%

Statement of Votes Cast
Barry County, MI
2016 General Primary
SOVC For Jurisdiction Wide, All Counters, All Races
Official Results

	Freeport Library Prop						
	Reg. Voters	Times Counted	Total Votes	YES		NO	
Jurisdiction Wide							
Assyria Township, Precinct 1	-	-	-	-	-	-	-
Baltimore Township, Precinct 1	-	-	-	-	-	-	-
Barry Township, Precinct 1	-	-	-	-	-	-	-
Barry Township, Precinct 2	-	-	-	-	-	-	-
Carlton Township, Precinct 1	0	680	621	373	60.06%	248	39.94%
Castleton Township, Precinct 1	-	-	-	-	-	-	-
Hastings Charter Township, Precinct 1	-	-	-	-	-	-	-
Hope Township, Precinct 1	-	-	-	-	-	-	-
Irving Township, Precinct 1	0	209	198	145	73.23%	53	26.77%
Irving Township, Precinct 2	0	559	495	294	59.39%	201	40.61%
Johnstown Township, Precinct 1	-	-	-	-	-	-	-
Maple Grove Township, Precinct 1	-	-	-	-	-	-	-
Orangeville Township, Precinct 1	-	-	-	-	-	-	-
Prairieville Township, Precinct 1	-	-	-	-	-	-	-
Prairieville Township, Precinct 2	-	-	-	-	-	-	-
Rutland Charter Township, Precinct 1	-	-	-	-	-	-	-
Rutland Charter Township, Precinct 2	-	-	-	-	-	-	-
Thornapple Township, Precinct 1	-	-	-	-	-	-	-
Thornapple Township, Precinct 2	-	-	-	-	-	-	-
Thornapple Township, Precinct 3	-	-	-	-	-	-	-
Woodland Township, Precinct 1	-	-	-	-	-	-	-
Yankee Springs Township, Precinct 1	-	-	-	-	-	-	-
Yankee Springs Township, Precinct 2	-	-	-	-	-	-	-
City of Hastings, Ward 1, Precinct 1	-	-	-	-	-	-	-
City of Hastings, Ward 2, Precinct 2	-	-	-	-	-	-	-
City of Hastings, Ward 3, Precinct 3	-	-	-	-	-	-	-
City of Hastings, Ward 4, Precinct 4	-	-	-	-	-	-	-
Total	0	1448	1314	812	61.80%	502	38.20%

Statement of Votes Cast
Barry County, MI
2016 General Primary
SOVC For Jurisdiction Wide, All Counters, All Races
Official Results

	Putnam Library Prop						
	Reg. Voters	Times Counted	Total Votes	YES		NO	
Jurisdiction Wide							
Assyria Township, Precinct 1	-	-	-	-	-	-	-
Baltimore Township, Precinct 1	-	-	-	-	-	-	-
Barry Township, Precinct 1	-	-	-	-	-	-	-
Barry Township, Precinct 2	-	-	-	-	-	-	-
Carlton Township, Precinct 1	-	-	-	-	-	-	-
Castleton Township, Precinct 1	0	523	502	312	62.15%	190	37.85%
Hastings Charter Township, Precinct 1	-	-	-	-	-	-	-
Hope Township, Precinct 1	-	-	-	-	-	-	-
Irving Township, Precinct 1	-	-	-	-	-	-	-
Irving Township, Precinct 2	-	-	-	-	-	-	-
Johnstown Township, Precinct 1	-	-	-	-	-	-	-
Maple Grove Township, Precinct 1	0	277	252	150	59.52%	102	40.48%
Orangeville Township, Precinct 1	-	-	-	-	-	-	-
Prairieville Township, Precinct 1	-	-	-	-	-	-	-
Prairieville Township, Precinct 2	-	-	-	-	-	-	-
Rutland Charter Township, Precinct 1	-	-	-	-	-	-	-
Rutland Charter Township, Precinct 2	-	-	-	-	-	-	-
Thornapple Township, Precinct 1	-	-	-	-	-	-	-
Thornapple Township, Precinct 2	-	-	-	-	-	-	-
Thornapple Township, Precinct 3	-	-	-	-	-	-	-
Woodland Township, Precinct 1	-	-	-	-	-	-	-
Yankee Springs Township, Precinct 1	-	-	-	-	-	-	-
Yankee Springs Township, Precinct 2	-	-	-	-	-	-	-
City of Hastings, Ward 1, Precinct 1	-	-	-	-	-	-	-
City of Hastings, Ward 2, Precinct 2	-	-	-	-	-	-	-
City of Hastings, Ward 3, Precinct 3	-	-	-	-	-	-	-
City of Hastings, Ward 4, Precinct 4	-	-	-	-	-	-	-
Total	0	800	754	462	61.27%	292	38.73%

BARRY COUNTY
AUGUST 2, 2016 PRIMARY ELECTION
CERTIFICATE OF DETERMINATION AND NOMINATION

COUNTY OF BARRY

At the August 2, 2016 Primary Election, the following persons were nominated to the following offices (one from each party):

County Prosecutor	1 - 4 yr term	Republican	Julie A. Nakfoor Pratt
County Sheriff	1 - 4 yr term	Republican	Dar Leaf
County Clerk	1 - 4 yr term	Republican	Pamela A. Palmer
County Treasurer	1 - 4 yr term	Republican	Susan VandeCar
County Register of Deeds	1 - 4 yr term	Republican	Barbara D. Hurless
County Drain Commissioner	1 - 4 yr term	Republican	James Dull
1st County Commissioner District	1 - 2 yr term	Republican	Howard R. Gibson
2nd County Commissioner District	1 - 2 yr term	Republican	Dan Parker
3rd County Commissioner District	1 - 2 yr term	Republican	David Jackson
4th County Commissioner District	1 - 2 yr term	Republican	Jon Smelker
5th County Commissioner District	1 - 2 yr term	Republican	Ben Geiger

6th County Commissioner District	1 - 2 yr term	Republican	Vivian Conner
7th County Commissioner District	1 - 2 yr term	Republican	Heather Wing

We the undersigned Board of Canvassers for the County of Barry, State of Michigan, from an examination of the election returns received by said Board of Canvassers determine that at the Primary Election held on August 2, 2016, the persons listed above were duly nominated.

In witnesses whereof, we have hereunto set our hands and affixed the Seal of the County of Barry on this 11th day of August, 2016.

Yvonne Markley
Chair

Robert L.
Vice Chair

Patricia A. Walters

Anne M Richards

Attest:

Pamela A. Palmer
Pamela A. Palmer
Clerk of the Board of Canvassers

BARRY COUNTY
AUGUST 2, 2016 PRIMARY ELECTION
CERTIFICATE OF DETERMINATION AND NOMINATION

COUNTY OF BARRY

At the August 2, 2016 Primary Election, the following persons were nominated to the following **ASSYRIA TOWNSHIP** offices (one from each party; trustees: two from each party):

Township Supervisor	1 - 4 yr term	Republican	Mike Timmons
Township Clerk	1 - 4 yr term	Republican	(VACANT)
Township Treasurer	1 - 4 yr term	Republican	Elizabeth Miller
Township Trustee	2 - 4 yr terms	Republican	James Miller
		Republican	Eugene T. Waterbury

We the undersigned Board of Canvassers for the County of Barry, State of Michigan, from an examination of the election returns received by said Board of Canvassers determine that at the Primary Election held on August 2, 2016, the persons listed above were duly nominated.

In witnesses whereof, we have hereunto set our hands and affixed the Seal of the County of Barry on this 11th day of August, 2016.

Yvonne Markley
Chair

Robert L.
Vice Chair

Patricia A. Walter

Anne M Richards

Attest:

Pamela A. Palmer
Pamela A. Palmer
Clerk of the Board of Canvassers

BARRY COUNTY
AUGUST 2, 2016 PRIMARY ELECTION
CERTIFICATE OF DETERMINATION AND NOMINATION

COUNTY OF BARRY

At the August 2, 2016 Primary Election, the following persons were nominated to the following **BALTIMORE TOWNSHIP** offices (one from each party; trustees: two from each party):

Township Supervisor	1 - 4 yr term	Republican	Chad VanSyckle
	1 – 4 yr. term	Democratic	Jeremy Miller
Township Clerk	1 - 4 yr term	Democratic	Penelope Ypma
Township Treasurer	1 - 4 yr term	Republican	Melissa VanSyckle
	1 – 4 yr. term	Democratic	Anna Miller
Township Trustee	1 - 4 yr terms	Democrate	Gerard Ypma

We the undersigned Board of Canvassers for the County of Barry, State of Michigan, from an examination of the election returns received by said Board of Canvassers determine that at the Primary Election held on August 2, 2016, the persons listed above were duly nominated.

In witnesses whereof, we have hereunto set our hands and affixed the Seal of the County of Barry on this 11th day of August, 2016.

Yvonne Markley
Chair

Robert L.
Vice Chair

Patricia A. Walton

Anne M Richards

Attest:
Pamela A. Palmer
Pamela A. Palmer
Clerk of the Board of Canvassers

BARRY COUNTY
AUGUST 2, 2016 PRIMARY ELECTION
CERTIFICATE OF DETERMINATION AND NOMINATION

COUNTY OF BARRY

At the August 2, 2016 Primary Election, the following persons were nominated to the following **BARRY TOWNSHIP** offices (one from each party; trustees: two from each party):

Township Supervisor	1 - 4 yr term	Republican	Wesley Kahler
Township Clerk	1 - 4 yr term	Republican Democratic	Debra Knight Charity Frie
Township Treasurer	1 - 4 yr term	Republican	Judith E. Wooer
Township Trustee	2 - 4 yr terms	Republican Republican	Lee Campbell Teresa Schuiteboer

We the undersigned Board of Canvassers for the County of Barry, State of Michigan, from an examination of the election returns received by said Board of Canvassers determine that at the Primary Election held on August 2, 2016, the persons listed above were duly nominated.

In witnesses whereof, we have hereunto set our hands and affixed the Seal of the County of Barry on this 11th day of August, 2016.

Yvonne Markley
Chair

Robert L.
Vice Chair

Patricia A. Walton

Ann M. Richards

Attest:

Pamela A. Palmer
Pamela A. Palmer
Clerk of the Board of Canvassers

BARRY COUNTY
AUGUST 2, 2016 PRIMARY ELECTION
CERTIFICATE OF DETERMINATION AND NOMINATION

COUNTY OF BARRY

At the August 2, 2016 Primary Election, the following persons were nominated to the following **CARLTON TOWNSHIP** offices (one from each party; trustees: two from each party):

Township Supervisor	1 - 4 yr term	Republican	Bradley H. Carpenter
Township Clerk	1 - 4 yr term	Republican	Michele Erb
Township Treasurer	1 - 4 yr term	Republican	Terri Geiger
Township Trustee	2 - 4 yr term	Republican	Gary Vandecar
		Republican	Cary Smith

We the undersigned Board of Canvassers for the County of Barry, State of Michigan, from an examination of the election returns received by said Board of Canvassers determine that at the Primary Election held on August 2, 2016, the persons listed above were duly nominated.

In witnesses whereof, we have hereunto set our hands and affixed the Seal of the County of Barry on this 11th day of August, 2016.

Yvonne Markley
Chair

Robert L.
Vice Chair

Patricia A. Walton

Anne M. Richards

Attest:

Pamela A. Palmer
Pamela A. Palmer
Clerk of the Board of Canvassers

BARRY COUNTY
AUGUST 2, 2016 PRIMARY ELECTION
CERTIFICATE OF DETERMINATION AND NOMINATION

COUNTY OF BARRY

At the August 2, 2016 Primary Election, the following persons were nominated to the following **CASTLETON TOWNSHIP** offices (one from each party; trustees: two from each party):

Township Supervisor	1 - 4 yr term	Republican	Cheryl L. Hartwell
Township Clerk	1 - 4 yr term	Republican	Marcia Scramlin
Township Treasurer	1 - 4 yr term	Republican	Joy E. Mulder
Township Trustee	2 - 4 yr term	Republican Republican	Michael Trahan Earl M. Wilson

We the undersigned Board of Canvassers for the County of Barry, State of Michigan, from an examination of the election returns received by said Board of Canvassers determine that at the Primary Election held on August 2, 2016, the persons listed above were duly nominated.

In witnesses whereof, we have hereunto set our hands and affixed the Seal of the County of Barry on this 11th of August, 2016.

Yvonne Mantay
Chair

Robert L.
Vice Chair

Patricia A. Walton

Anne M. Richards

Attest:

Pamela A. Palmer
Pamela A. Palmer
Clerk of the Board of Canvassers

BARRY COUNTY
AUGUST 2, 2016 PRIMARY ELECTION
CERTIFICATE OF DETERMINATION AND NOMINATION

COUNTY OF BARRY

At the August 2, 2016 Primary Election, the following persons were nominated to the following **HASTINGS CHARTER TOWNSHIP** offices (one from each party; trustees: four from each party):

Township Supervisor	1 - 4 yr term	Republican	Jim Brown
Township Clerk	1 - 4 yr term	Republican	Anita S. Mennell
Township Treasurer	1 - 4 yr term	Democratic	Jenee S. Phillips
Township Trustee	4 - 4 yr term	Republican	Ron Mennell
		Republican	Willliam J. Wetzel
		Democratic	Keith A. Murphy
		Republican	James M. Partridge II

We the undersigned Board of Canvassers for the County of Barry, State of Michigan, from an examination of the election returns received by said Board of Canvassers determine that at the Primary Election held on August 2, 2016, the persons listed above were duly nominated.

In witnesses whereof, we have hereunto set our hands and affixed the Seal of the County of Barry on this 11th of August, 2016.

Yvonne Mashley
Chair

Robert L.
Vice Chair

Patricia A. Walton

Anne Richards

Attest:

Pamela A. Palmer
Pamela A. Palmer
Clerk of the Board of Canvassers

BARRY COUNTY
AUGUST 2, 2016 PRIMARY ELECTION
CERTIFICATE OF DETERMINATION AND NOMINATION

COUNTY OF BARRY

At the August 2, 2016 Primary Election, the following persons were nominated to the following **HOPE TOWNSHIP** offices (one from each party; trustees: two from each party):

Township Supervisor	1 - 4 yr term	Republican	Mark S. Feldpausch
Township Clerk	1 - 4 yr term	Republican	Deborah Jackson
Township Treasurer	1 - 4 yr term	Republican	Arlene Tonkin
Township Trustee	2 - 4 yr term	Republican	Matthew T. Peake
		Republican	David A. Messelink

We the undersigned Board of Canvassers for the County of Barry, State of Michigan, from an examination of the election returns received by said Board of Canvassers determine that at the Primary Election held on August 2, 2016, the persons listed above were duly nominated.

In witnesses whereof, we have hereunto set our hands and affixed the Seal of the County of Barry on this 11th day of August, 2016.

Yvonne Markley
Chair

Robert L.
Vice Chair

Patricia A. Walton

Ann M. Richards

Attest:

Pamela A. Palmer
Pamela A. Palmer
Clerk of the Board of Canvassers

BARRY COUNTY
AUGUST 2, 2016 PRIMARY ELECTION
CERTIFICATE OF DETERMINATION AND NOMINATION

COUNTY OF BARRY

At the August 2, 2016 Primary Election, the following persons were nominated to the following **IRVING TOWNSHIP** offices (one from each party; trustees: two from each party):

Township Supervisor	1 - 4 yr term	Republican	Jamie R. Knight
Township Clerk	1 - 4 yr term	Republican	Sharon L. Olson
Township Treasurer	1 - 4 yr term	Republican	Lynnette Ann Wingeier
Township Trustee	2 - 4 yr term	Republican	Michael J. Buehler
		Republican	Dean Bass

We the undersigned Board of Canvassers for the County of Barry, State of Michigan, from an examination of the election returns received by said Board of Canvassers determine that at the Primary Election held on August 2, 2016, the persons listed above were duly nominated.

In witnesses whereof, we have hereunto set our hands and affixed the Seal of the County of Barry on this 11th day of August, 2016.

Yvonne Markley
Chair

Vice Chair

Patricia A. Walters

Attest:

Pamela A. Palmer
Clerk of the Board of Canvassers

BARRY COUNTY
AUGUST 2, 2016 PRIMARY ELECTION
CERTIFICATE OF DETERMINATION AND NOMINATION

COUNTY OF BARRY

At the August 2, 2016 Primary Election, the following persons were nominated to the following **JOHNSTOWN TOWNSHIP** offices (one from each party; trustees: two from each party):

Township Supervisor	1 - 4 yr term	Republican	Barbara Earl
Township Clerk	1 - 4 yr term	Republican	Sheri M. Babcock
Township Treasurer	1 - 4 yr term	Republican	Karmen K. Nickerson
Township Trustee	2 - 4 yr term	Republican	Deanna Powell
		Republican	Jeffrey Warren
		Democratic	Blake W. Griffin

We the undersigned Board of Canvassers for the County of Barry, State of Michigan, from an examination of the election returns received by said Board of Canvassers determine that at the Primary Election held on August 2, 2016, the persons listed above were duly nominated.

In witnesses whereof, we have hereunto set our hands and affixed the Seal of the County of Barry on this 11th day of August, 2016.

Yvonne Markley
Chair

Robert L.
Vice Chair

Patricia A. Walton

Anne M. Richards

Attest:

Pamela A. Palmer
Clerk of the Board of Canvassers

BARRY COUNTY
AUGUST 2, 2016 PRIMARY ELECTION
CERTIFICATE OF DETERMINATION AND NOMINATION

COUNTY OF BARRY

At the August 2, 2016 Primary Election, the following persons were nominated to the following **MAPLE GROVE TOWNSHIP** offices (one from each party; trustees: two from each party):

Township Supervisor	1 - 4 yr term	Republican	Jeff Butler
Township Clerk	1 - 4 yr term	Republican	Susie Butler
Township Treasurer	1 - 4 yr term	Republican	Ginger Cole
Township Trustee	2 - 4 yr term	Republican	Larry J. Hook
		Republican	Douglas Jay Westendorp

We the undersigned Board of Canvassers for the County of Barry, State of Michigan, from an examination of the election returns received by said Board of Canvassers determine that at the Primary Election held on August 2, 2016, the persons listed above were duly nominated.

In witnesses whereof, we have hereunto set our hands and affixed the Seal of the County of Barry on this 11th day of August, 2016.

Yvonne Markley
Chair

Robert L.
Vice Chair

Patricia A. Walton

Ann R Richards

Attest:

Pamela A. Palmer
Pamela A. Palmer
Clerk of the Board of Canvassers

BARRY COUNTY
AUGUST 2, 2016 PRIMARY ELECTION
CERTIFICATE OF DETERMINATION AND NOMINATION

COUNTY OF BARRY

At the August 2, 2016 Primary Election, the following persons were nominated to the following **ORANGEVILLE TOWNSHIP** offices (one from each party; trustees: two from each party):

Township Supervisor	1 - 4 yr term	Republican	Thomas Rook
Township Clerk	1 - 4 yr term	Republican	Melody Risner
Township Treasurer	1 - 4 yr term	Republican	Michelle Ritchie
Township Trustee	2 - 4 yr term	Republican	Robert Perino
		Republican	Linda Ribble
		Democratic	Karmin Bourdo
			Heather Foreman-Colt

We the undersigned Board of Canvassers for the County of Barry, State of Michigan, from an examination of the election returns received by said Board of Canvassers determine that at the Primary Election held on August 2, 2016, the persons listed above were duly nominated.

In witnesses whereof, we have hereunto set our hands and affixed the Seal of the County of Barry on this 11th day of August, 2016.

Yvonne Mankey
Chair

Robert L.
Vice Chair

Patricia A. Walton

Anne M. Richards

Attest:

Pamela A. Palmer
Pamela A. Palmer
Clerk of the Board of Canvassers

BARRY COUNTY
AUGUST 2, 2016 PRIMARY ELECTION
CERTIFICATE OF DETERMINATION AND NOMINATION

COUNTY OF BARRY

At the August 2, 2016 Primary Election, the following persons were nominated to the following **PRAIRIEVILLE TOWNSHIP** offices (one from each party; trustees: two from each party; Parks Commissioner: five from each party):

Township Supervisor	1 - 4 yr term	Republican	Jim Stoneburner
Township Clerk	1 - 4 yr term	Republican	Ted DeVries
Township Treasurer	1 - 4 yr term	Republican	Judy Pence
Township Trustee	2 - 4 yr term	Republican	Richard L. Van Niman
		Republican	Breanna Borden
Parks Commissioner	5 - 4 yr term	Republican	Deb Young
		Republican	Kevin Louden
		Republican	John H. Hoek
		Republican	Scott Kuebler

We the undersigned Board of Canvassers for the County of Barry, State of Michigan, from an examination of the election returns received by said Board of Canvassers determine that at the Primary Election held on August 2, 2016, the persons listed above were duly nominated.

In witnesses whereof, we have hereunto set our hands and affixed the Seal of the County of Barry on this 11th day of August, 2016.

Yvonne Markley
Chair

Robert L.
Vice Chair

Patricia A. Walton

Anne M Richards

Attest:

Pamela A. Palmer
Pamela A. Palmer
Clerk of the Board of Canvassers

BARRY COUNTY
AUGUST 2, 2016 PRIMARY ELECTION
CERTIFICATE OF DETERMINATION AND NOMINATION

COUNTY OF BARRY

At the August 2, 2016 Primary Election, the following persons were nominated to the following **RUTLAND CHARTER TOWNSHIP** offices (one from each party; trustees: four from each party):

Township Supervisor	1 - 4 yr term	Republican	Larry Watson
Township Clerk	1 - 4 yr term	Republican	Robin J. Hawthorne
Township Treasurer	1 - 4 yr term	Republican	Sandra Greenfield
Township Trustee	4 - 4 yr term	Republican	Marlin Walters
		Republican	Sandra L. James
		Republican	Brenda J. Bellmore
		Republican	Michael Hallifax

We the undersigned Board of Canvassers for the County of Barry, State of Michigan, from an examination of the election returns received by said Board of Canvassers determine that at the Primary Election held on August 2, 2016, the persons listed above were duly nominated.

In witnesses whereof, we have hereunto set our hands and affixed the Seal of the County of Barry on this 11th day of August, 2016.

Yvonne Mawbley
Chair

Robert L.
Vice Chair

Patricia A. Walton

Ann M. Richards

Attest:

Pamela A. Palmer
Pamela A. Palmer
Clerk of the Board of Canvassers

BARRY COUNTY
AUGUST 2, 2016 PRIMARY ELECTION
CERTIFICATE OF DETERMINATION AND NOMINATION

COUNTY OF BARRY

At the August 2, 2016 Primary Election, the following persons were nominated to the following **THORNAPPLE TOWNSHIP** offices (one from each party; trustees: four from each party):

Township Supervisor	1 - 4 yr term	Republican	Mike Bremer
Township Clerk	1 - 4 yr term	Republican	Cindy Willshire
Township Treasurer	1 - 4 yr term	Republican	Debra K. Buckowing
Township Trustee	4- 4 yr term	Republican	Ross DeMaagd
		Republican	Jake Jelsema
		Republican	Andrew Lindemulder
		Republican	Sandra L. Rairigh

We the undersigned Board of Canvassers for the County of Barry, State of Michigan, from an examination of the election returns received by said Board of Canvassers determine that at the Primary Election held on August 2, 2016, the persons listed above were duly nominated.

In witnesses whereof, we have hereunto set our hands and affixed the Seal of the County of Barry on this 11th day of August, 2016.

Yvonne Markley
Chair

Robert L.
Vice Chair

Patricia A. Walton

Anne M Richards

Attest:

Pamela A. Palmer
Pamela A. Palmer
Clerk of the Board of Canvassers

BARRY COUNTY
AUGUST 2, 2016 PRIMARY ELECTION
CERTIFICATE OF DETERMINATION AND NOMINATION

COUNTY OF BARRY

At the August 2, 2016 Primary Election, the following persons were nominated to the following **WOODLAND TOWNSHIP** offices (one from each party; trustees: two from each party):

Township Supervisor	1 - 4 yr term	Republican	Jeffrey S. MacKenzie
Township Clerk	1 - 4 yr term	Republican	Nancy Stanton
Township Treasurer	1 - 4 yr term	Republican	Shawn Durkee
Township Trustee	2 - 4 yr term	Republican Republican	(VACANT)

We the undersigned Board of Canvassers for the County of Barry, State of Michigan, from an examination of the election returns received by said Board of Canvassers determine that at the Primary Election held on August 2, 2016, the persons listed above were duly nominated.

In witnesses whereof, we have hereunto set our hands and affixed the Seal of the County of Barry on this 11th day of August, 2016.

Yvonne Markley
Chair

Robert L.
Vice Chair

Patricia A. Walton

Anne M. Richards

Attest:

Pamela A. Palmer
Pamela A. Palmer
Clerk of the Board of Canvassers

BARRY COUNTY
AUGUST 2, 2016 PRIMARY ELECTION
CERTIFICATE OF DETERMINATION AND NOMINATION

COUNTY OF BARRY

At the August 2, 2016 Primary Election, the following persons were nominated to the following **YANKEE SPRINGS TOWNSHIP** offices (one from each party; trustees: two from each party):

Township Supervisor	1 - 4 yr term	Republican	Mark W. Englerth
Township Clerk	1 - 4 yr term	Republican	Janice C. Lippert
Township Treasurer	1 - 4 yr term	Republican	Alice Jansma
Township Trustee	2 - 4 yr term	Republican Republican	Roger Rottschafer Shanon Vanden Berg
Constable	1 - 4 yr term	Republican	Charles R. Biggs

We the undersigned Board of Canvassers for the County of Barry, State of Michigan, from an examination of the election returns received by said Board of Canvassers determine that at the Primary Election held on August 2, 2016, the persons listed above were duly nominated.

In witnesses whereof, we have hereunto set our hands and affixed the Seal of the County of Barry on this 11th day of August, 2016.

Yvonne Markley
Chair

Robert L.
Vice Chair

Patricia A. Whelan

Anne M. Richards

Attest:

Pamela A. Palmer
Pamela A. Palmer
Clerk of the Board of Canvassers

BARRY COUNTY
AUGUST 2, 2016 PRIMARY ELECTION
CERTIFICATE OF DETERMINATION
COUNTY OF BARRY

CHARLTON PARK MILLAGE:

MILLAGE PROPOSITION
NEW ADDITIONAL MILLAGE FOR OPERATION AND MAINTENANCE OF HISTORIC CHARLTON PARK VILLAGE, MUSEUM AND RECREATION AREA

Shall the limitation on general ad valorem taxes that may be assessed against all taxable real and personal property in Barry County, Michigan be increased as provided by Section 6, Article IX of the Michigan Constitution of 1963, by 0.3750 mill ($0.3750 per $1,000 of taxable value) for a period of ten (10) years, 2017 through 2026, both inclusive, to provide funding for operation and maintenance of Historic Charlton Park Village, Museum and Recreation Area, subject to reduction as provided by law?

The purpose of this levy is to provide funding for operation and maintenance of Historic Charlton Park Village, Museum and Recreation Area, and related recreation facilities and programs including, but not limited to, educational programs, preservation of historic artifacts, conserving of historic structures, and maintaining recreational resources, trails, and park safety.

If approved, it is estimated that the levy of 0.3750 mill will provide revenue of $767,476 in the first calendar year of the levy of which $755,298 will be disbursed to Barry County for the operation and maintenance of Historic Charlton Park Village, Museum and Recreation Area. It is estimated that $12,178 will be disbursed among the City of Hastings DDA and LDFA, and Village of Middleville DDA. The estimated $12,178 is levied within a predefined area in the City of Hastings and Village of Middleville only.

	TOTAL
YES:	4435
NO:	4910

THIS PROPOSITION HAVING NOT RECEIVED SUFFICIENT VOTES WAS **NOT** PASSED.

We do hereby certify that the foregoing is a correct statement of votes given in the County of Barry, State of Michigan for the proposition(s) in such statement at the election held on August 2, 2016.

In witnesses whereof, we have hereunto set our hands and affixed the Seal of the County of Barry on this 11th day of August, 2016.

Yvonne Markley
Chair

Robert Line
Vice Chair

Patricia Walton

Anne M Richards

Attest:

Pamela A. Palmer
Pamela A. Palmer
Clerk of the Board of Canvassers



BARRY COUNTY
AUGUST 2, 2016 PRIMARY ELECTION
CERTIFICATE OF DETERMINATION
TOWNSHIP OF BARRY

Millage Request for the Primary Election:

Proposal No. 1 Fire Millage

Shall the previous voted increase in the 15 mill tax limitation imposed under Article IX, Sec. 6 of the Michigan Constitution on general Ad Valorem taxes within Barry Township be renewed up to 2.0000 mills ($2.00 per $1,000 of taxable value) for the period of 2016 through 2019 inclusive for Fire Protection and shall the Township levy such renewal in millage for said purpose, thereby, raising in the first year an estimated $230,200.00.

	PRECINCT 1	PRECINCT 2	TOTAL
YES:	144	289	433
NO:	57	104	161

THIS PROPOSITION HAVING RECEIVED SUFFICIENT VOTES WAS **PASSED**.

Proposal No. 2 Police Millage

Shall the previous voted increase in the 15 mill tax limitation imposed under Article IX, Sec. 6 of the Michigan Constitution on general Ad Valorem taxes within Barry Township be renewed up to 2.0000 mills ($2.00 per $1,000 of taxable value) for the period of 2016 through 2019 inclusive for Police Protection and shall the Township levy such renewal in millage for said purpose, thereby, raising in the first year an estimated $230,200.00.

	PRECINCT 1	PRECINCT 2	TOTAL
YES:	134	254	388
NO:	67	138	205

THIS PROPOSITION HAVING RECEIVED SUFFICIENT VOTES WAS **PASSED**.

We do hereby certify that the foregoing is a correct statement of votes given in the County of Barry, State of Michigan for the proposition(s) in such statement at the election held on August 2, 2016.

In witnesses whereof, we have hereunto set our hands and affixed the Seal of the County of Barry on this 11th day of August, 2016.

Yvonne Markley
Chair

Robert L.
Vice Chair

Patricia Walton

Anne M Richards

Attest:

Pamela A. Palmer
Pamela A. Palmer
Clerk of the Board of Canvassers



BARRY COUNTY
AUGUST 2, 2016 PRIMARY ELECTION
CERTIFICATE OF DETERMINATION
TOWNSHIP OF CARLTON

CARLTON TOWNSHIP
FIRE PROTECTION MILLAGE

Shall the expired previous voted increases in the tax limitations imposed under Article IX, Sec. 6 of the Michigan Constitution in Carlton Township, of 1.5 mills ($1.50 per $1,000 of taxable value), reduced to 1.4925 mills ($1.4925 per $1,000 of taxable value) by the required millage rollbacks, be renewed at and increased up to the original voted 1.5 mills ($1.50 per $1,000 of taxable value) and levied for 4 (four) years, 2016 through 2019 inclusive, for the purpose of providing fire protection within the township, raising an estimated $100,000.00 in the first year the millage is levied, of which a portion will be disbursed to Freeport Fire Association, Woodland Fire Association, and BIRCH Fire Department.

YES:	456
NO:	162

THIS PROPOSITION HAVING RECEIVED SUFFICIENT VOTES WAS **PASSED**.

We do hereby certify that the foregoing is a correct statement of votes given in the County of Barry, State of Michigan for the proposition(s) in such statement at the election held on August 2, 2016.

In witnesses whereof, we have hereunto set our hands and affixed the Seal of the County of Barry on this 11th day of August, 2016.

Yvonne Markley
Chair

Robert L.
Vice Chair

Patricia Walton

Anne M Richards

Attest:

Pamela A. Palmer
Pamela A. Palmer
Clerk of the Board of Canvassers



BARRY COUNTY
AUGUST 2, 2016 PRIMARY ELECTION
CERTIFICATE OF DETERMINATION
TOWNSHIP OF CASTLETON

EMERGENCY MEDICAL SERVICES OPERATIONS

Shall the previous voted increase in the tax limitation imposed under Article IX, Sec. 6 of the Michigan Constitution in Castleton Township, of 1 mill ($1.00 per $1,000.00 of taxable value) be renewed and levied for 5 years, beginning 2017 through 2021 inclusive for Emergency Medical Operations, raising an estimated $61,178.00 in the first year the millage is levied.

YES:	341
NO:	158

THIS PROPOSITION HAVING RECEIVED SUFFICIENT VOTES WAS **PASSED.**

FIRE DEPARTMENT HOUSING AND EQUIPMENT

Shall the previous voted increase in the tax limitation imposed under Article IX, Sec. 6 of the Michigan Constitution in Castleton Township, be renewed at .5 mill ($.50 per $1,000.00 of taxable value) and levied for 5 years, beginning 2017 through 2021 inclusive for Fire Department housing and equipment, raising an estimated $30,589.00 in the first year the millage is levied.

YES:	356
NO:	147

THIS PROPOSITION HAVING RECEIVED SUFFICIENT VOTES WAS **PASSED.**

EMERGENCY MEDICAL SERVICES HOUSING AND EQUIPMENT

Shall the previous voted increase in the tax limitation imposed under Article IX, Sec. 6 of the Michigan Constitution in Castleton Township, of .2 mill ($.20 per $1,000.00 of taxable value) be renewed and levied for 5 years, beginning 2017 through 2021 inclusive for Emergency Medical Services housing and equipment, raising an estimated $12,236.00 in the first year the millage is levied.

YES:	323
NO:	168

THIS PROPOSITION HAVING RECEIVED SUFFICIENT VOTES WAS **PASSED.**

We do hereby certify that the foregoing is a correct statement of votes given in the County of Barry, State of Michigan for the proposition(s) in such statement at the election held on August 2, 2016.

In witnesses whereof, we have hereunto set our hands and affixed the Seal of the County of Barry on this 11th of August, 2016.

Yvonne Markley
Chair

Robert L.
Vice Chair

Patricia Haltaw

Anne M. Richards

Attest:

Pamela A. Palmer
Pamela A. Palmer
Clerk of the Board of Canvassers



BARRY COUNTY
AUGUST 2, 2016 PRIMARY ELECTION
CERTIFICATE OF DETERMINATION
TOWNSHIP OF HOPE

RENEWAL OF THE FIRE PROTECTION AND CEMETERY MILLAGE

"Shall the expired previous voted increases in the tax limitations imposed under Article IX, Sec. 6 of the Michigan Constitution in Hope Township, of 1 mill (.75 mill for Fire Protection and .25 mill for cemetery) ($1.00 per $1,000 of taxable value), reduced to .9867 mills ($0.9867 per $1,000 of taxable value) by the required millage rollbacks, be renewed at and increased up to the original voted 1 mill ($1.00 per $1,000 of taxable value) and levied for 4 years, 2016 through 2019 inclusive, for the purpose of fire protection and cemetery maintenance, raising an estimated $124,622.29 in the first year that the millage is levied?"

YES:	469
NO:	163

THIS PROPOSITION HAVING RECEIVED SUFFICIENT VOTES WAS **PASSED.**

RENEWAL OF THE ROAD IMPROVEMENT MILLAGE

"Shall the expired previous voted increases in the tax limitations imposed under Article IX, Sec. 6 of the Michigan Constitution in Hope Township, of 1 mill ($1.00 per $1,000 of taxable value), reduced to .9867 mills ($0.9867 per $1,000 of taxable value) by the required millage rollbacks, be renewed at and increased up to the original voted 1 mill ($1.00 per $1,000 of taxable value) and levied for 4 years, 2016 through 2019 inclusive, for the purpose of road repair, maintenance and operation expenses, raising an estimated $124,622.29 in the first year that the millage is levied?"

YES:	457
NO:	180

THIS PROPOSITION HAVING RECEIVED SUFFICIENT VOTES WAS **PASSED.**

We do hereby certify that the foregoing is a correct statement of votes given in the County of Barry, State of Michigan for the proposition(s) in such statement at the election held on August 2, 2016.

In witnesses whereof, we have hereunto set our hands and affixed the Seal of the County of Barry on this 11th of August, 2016.

Yvonne Mabley
Chair

Vice Chair

Patricia Walton

Anne M. Richards

Attest:

Pamela A. Palmer
Pamela A. Palmer
Clerk of the Board of Canvassers



BARRY COUNTY
AUGUST 2, 2016 PRIMARY ELECTION
CERTIFICATE OF DETERMINATION
TOWNSHIP OF IRVING

IRVING TOWNSHIP
FIRE PROTECTION MILLAGE RENEWAL PROPOSAL
1.4804 MILLS FOR 4 YEARS

Shall the previous voted increase in the 15 mill tax limitation on general ad valorem taxes which may be imposed on taxable property within Irving Township under Article IX, Sec. 6 of the Michigan Constitution of 1.5 mills ($1.50 per $1,000 of taxable value), as reduced to 1.4804 mills ($1.4804 per $1,000 of taxable value) by required rollbacks, be renewed at 1.4804 mills ($1.4804 per $1,000 of taxable value) for four (4) years, 2017 through 2020, inclusive, to provide funds for fire protection purposes, and shall Irving Township be authorized to annually levy such 1.4804 mills ($1.4804 per $1,000 of taxable value) for said purposes, raising an estimated $157,400 in the first year the millage is levied?

All or a portion of the revenues from this millage will be disbursed to the Freeport Rural Fire Association, BIRCH Rural Fire Department, and Thornapple Township Emergency Services or other entities pursuant to contracts for fire protection services within Irving Township.

	PRECINCT 1	PRECINCT 2	TOTAL
YES:	137	60	511
NO:	374	123	183

THIS PROPOSITION HAVING RECEIVED SUFFICIENT VOTES WAS **PASSED**.

We do hereby certify that the foregoing is a correct statement of votes given in the County of Barry, State of Michigan for the proposition(s) in such statement at the election held on August 2, 2016.

In witnesses whereof, we have hereunto set our hands and affixed the Seal of the County of Barry on this 11th of August, 2016.

Yvonne Markley
Chair

Robert L.
Vice Chair

Patricia Walton

Anne M. Richards

Attest:
Pamela A. Palmer
Pamela A. Palmer
Clerk of the Board of Canvassers

BARRY COUNTY
AUGUST 2, 2016 PRIMARY ELECTION
CERTIFICATE OF DETERMINATION
TOWNSHIP OF MAPLE GROVE

PROPOSAL No. 1: FIRE DEPARTMENT AND AMBULANCE DEPARTMENT EQUIPMENT RENEWAL MILLAGE

Shall the previous voted increase in the tax limitation imposed under Article IX, Section 6 of the Michigan Constitution in Maple Grove Township, of 1 mill {$1.00 per $1,000.00 of taxable value) be renewed at 1 mill ($1.00 per $1,000.00 of taxable value) and levied for four years, 2016 through 2019 inclusive for the purpose of providing Fire Department Equipment, Ambulance Department Equipment, maintaining equipment and housing and operating same, raising an estimated $45,000.00 in the first year the millage is levied?

YES:	199
NO:	58

THIS PROPOSITION HAVING RECEIVED SUFFICIENT VOTES WAS **PASSED.**

PROPOSAL No. 2: DUST CONTROL AND ROAD MAINTENANCE RENEWAL MILLAGE

Shall the previous voted increase in the tax limitation imposed under Article IX, Section 6 of the Michigan Constitution in Maple Grove Township, of 1 mill ($1.00 per $1,000.00 of taxable value) be renewed at 1 mill ($1.00 per $1,000.00 of taxable value) and levied for four years, 2016 through 2019 inclusive for the purpose of providing Dust Control and Road Maintenance, raising an estimated $45,000.00 in the first year the millage is levied?

YES:	161
NO:	90

THIS PROPOSITION HAVING RECEIVED SUFFICIENT VOTES WAS **PASSED.**

PROPOSAL No. 3: EMERGENCY MEDICAL SERVICE RENEWAL MILLAGE

Shall the previous voted increase in the tax limitation imposed under Article IX, Section 6 of the Michigan Constitution in Maple Grove Township, of 1 mill ($1.00 per $1,000.00 of taxable value) be renewed at 1 milt ($1.00 per $1,000.00 of taxable value) and levied for five years, 2017 through 2021 inclusive for the purpose of providing Emergency Medical Service, raising an estimated $45,000.00 in the first year the millage is levied?

YES:	178
NO:	76

THIS PROPOSITION HAVING RECEIVED SUFFICIENT VOTES WAS **PASSED.**

We do hereby certify that the foregoing is a correct statement of votes given in the County of Barry, State of Michigan for the proposition(s) in such statement at the election held on August 2, 2016.

In witnesses whereof, we have hereunto set our hands and affixed the Seal of the County of Barry on this 11th of August, 2016.

Chair

Vice Chair

Attest:

Pamela A. Palmer
Clerk of the Board of Canvassers



BARRY COUNTY
AUGUST 2, 2016 PRIMARY ELECTION
CERTIFICATE OF DETERMINATION
TOWNSHIP OF ORANGEVILLE

PROPOSAL TO RENEW MILLAGE FOR ROAD IMPROVEMENTS

Shall the previous voted increase in the tax limitation imposed under Article IX, Sec. 6 of the Michigan Constitution on general ad valorem taxes within Orangeville Township be renewed at 1.5 mills ($1.50 per $1,000 of taxable value) for the period of 2017 through 2020 inclusive for township road improvements; and shall the Township levy such renewal in millage for said purpose, thereby, raising in the first year an estimated $198,599.

YES:	334
NO:	165

THIS PROPOSITION HAVING RECEIVED SUFFICIENT VOTES WAS **PASSED**.

We do hereby certify that the foregoing is a correct statement of votes given in the County of Barry, State of Michigan for the proposition(s) in such statement at the election held on August 2, 2016.

In witnesses whereof, we have hereunto set our hands and affixed the Seal of the County of Barry on this 11th of August, 2016.

Yvonne Markley
Chair

Robert L.
Vice Chair

Patricia Walton

Anne M Richards

Attest:

Pamela A. Palmer
Pamela A. Palmer
Clerk of the Board of Canvassers



BARRY COUNTY
AUGUST 2, 2016 PRIMARY ELECTION
CERTIFICATE OF DETERMINATION
TOWNSHIP OF THORNAPPLE

THORNAPPLE TOWNSHIP
EMERGENCY SERVICES MILLAGE PROPOSAL
1.75 MILLS FOR 4 YEARS

Shall the previously voted increase in the constitutional tax limitation on general ad valorem taxes in Thornapple Township, Barry County, Michigan, of 1.5 mills ($1.50 per $1,000 of taxable value), reduced to 1.4974 mills ($1.4974 per $1,000 of taxable value) by the required millage rollbacks, be renewed and increased by 0.2526 mill ($0.2526 per $1,000 of taxable value) up to a total millage of 1.75 mills ($1.75 per $1,000 of taxable value) and levied upon taxable property annually for four (4) years, 2016 through 2019, inclusive, for the purpose of providing fire protection and emergency services and funding the purchase of fire and emergency equipment?

This millage would raise an estimated $472,000 in the first year of the levy. To the extent required by law, a portion of the revenues from this millage will be captured within the district of and disbursed to the Village of Middleville Downtown Development Authority.

	PRECINCT 1	PRECINCT 2	PRECINCT 3	TOTAL
YES:	206	184	258	648
NO:	149	190	162	501

THIS PROPOSITION HAVING RECEIVED SUFFICIENT VOTES WAS **PASSED**.

We do hereby certify that the foregoing is a correct statement of votes given in the County of Barry, State of Michigan for the proposition(s) in such statement at the election held on August 2, 2016.

In witnesses whereof, we have hereunto set our hands and affixed the Seal of the County of Barry on this 11th day of August, 2016.

Chair

Vice Chair

Attest:

Pamela A. Palmer
Clerk of the Board of Canvassers



BARRY COUNTY
AUGUST 2, 2016 PRIMARY ELECTION
CERTIFICATE OF DETERMINATION
TOWNSHIP OF CARLTON AND IRVING

FREEPORT DISTRICT LIBRARY MILLAGE PROPOSAL

Shall the Freeport District Library be authorized to levy a tax annually upon the taxable value of all property subject to ad valorem taxation within the district of the Freeport District Library in an amount not to exceed 0.5 mill ($0.50 per $1,000 of taxable value) for a period of ten (10) years, 2017 through 2026, inclusive, to provide funds for operation of the Library?

This millage is a renewal of the previously authorized millage of 0.4905 mill (as reduced by Headlee Amendment millage reductions) which will expire following the 2016 levy, and a new additional millage of 0.0095 mill to restore millage lost as a result of Headlee Amendment millage reductions, for a total authorized millage of 0.5 mill ($0.50 per $1,000 of taxable value). This millage is estimated to provide revenues of $88,700 in 2017, the first year of the levy.

	CARLTON	IRVING 1	IRVING 2	TOTAL
YES:	373	145	294	812
NO:	248	53	201	502

THIS PROPOSITION HAVING RECEIVED SUFFICIENT VOTES WAS **PASSED**.

We do hereby certify that the foregoing is a correct statement of votes given in the County of Barry, State of Michigan for the proposition(s) in such statement at the election held on August 2, 2016.

In witnesses whereof, we have hereunto set our hands and affixed the Seal of the County of Barry on this 11th day of August, 2016.

Chair

Vice Chair

Attest:

Pamela A. Palmer
Clerk of the Board of Canvassers

BARRY COUNTY
AUGUST 2, 2016 PRIMARY ELECTION
CERTIFICATE OF DETERMINATION
TOWNSHIP OF CASTLETON AND MAPLE GROVE
PUTNAM DISTRICT LIBRARY

PUTNAM DISTRICT LIBRARY
MILLAGE PROPOSAL
TO PROVIDE FUNDS FOR ALL DISTRICT LIBRARY PURPOSES AUTHORIZED BY LAW
1 MILL FOR 10 YEARS

Shall the Putnam District Library, County of Barry, be authorized to levy an amount not to exceed 1 mill ($1.00 on each $1,000.00 of taxable value), of which .5 mill is a renewal of the millage that expired in 2015 and .5 mill is new additional millage, against all taxable property within the Putnam District Library district for a period of ten (10) years, 2016 to 2025, inclusive, for the purpose of providing funds for all District Library purposes authorized by law? If approved, it is estimated that 1 mill would raise approximately $106,606.00 when first levied in the 2016 calendar year.

	CASTLETON	MAPLE GROVE	TOTAL
YES:	312	150	462
NO:	190	102	292

THIS PROPOSITION HAVING RECEIVED SUFFICIENT VOTES WAS **PASSED.**

We do hereby certify that the foregoing is a correct statement of votes given in the County of Barry, State of Michigan for the proposition(s) in such statement at the election held on August 2, 2016.

In witnesses whereof, we have hereunto set our hands and affixed the Seal of the County of Barry on this 11th day of August, 2016.

Chair

Vice Chair

Attest:

Pamela A. Palmer
Clerk of the Board of Canvassers



STATE OF MICHIGAN – BARRY COUNTY
ORANGEVILLE TOWNSHIP
AUGUST 2, 2016 PRIMARY ELECTION
CERTIFICATE OF DETERMINATION AND ELECTION

At the AUGUST 2, 2016 PRIMARY Election the following proposals were on the ballot:

MARTIN PUBLIC SCHOOLS
GENERAL OBLIGATION UNLIMITED TAX BOND PROPOSAL
FOR BUILDING AND SITE PURPOSES IN THE AMOUNT OF
NOT TO EXCEED $17,650,,000

	MARTIN SCHOOLS BLDG. & SITE PROPOSAL
YES	52
NO	24

HAVING RECEIVED SUFFICIENT VOTES THIS PROPOSAL WAS **PASSED**.

We do hereby certify that the foregoing is a correct statement of votes given in the County of Barry, State of Michigan for the proposition(s) in such statement at the election held on August 2, 2016.

In witnesses whereof, we have hereunto set our hands and affixed the Seal of the County of Barry on this 11th day of August, 2016.

Yvonne Markley
Chair

Robert L.
Vice Chair

Patricia Walton

Anne M Richards

Attest:

Pamela A. Palmer
Pamela A. Palmer
Clerk of the Board of Canvassers



STATE OF MICHIGAN – BARRY COUNTY
ASSYRIA TOWNSHIP
AUGUST 2, 2016 SPECIAL ELECTION
CERTIFICATE OF DETERMINATION AND ELECTION

At the AUGUST 2, 2016 PRIMARY Election the following proposals were on the ballot:

PENNFIELD SCHOOLS
GENERAL OBLIGATION UNLIMITED TAX BOND PROPOSAL
FOR BUILDING AND SITE PURPOSES IN THE AMOUNT OF
NOT TO EXCEED $8,250,,000

	PENNFIELD SCHOOLS PROPOSAL
YES	9
NO	17

HAVING NOT RECEIVED SUFFICIENT VOTES THIS PROPOSAL WAS **NOT PASSED**.

We do hereby certify that the foregoing is a correct statement of votes given in the County of Barry, State of Michigan for the proposition(s) in such statement at the election held on August 2, 2016.

In witness whereof, we have hereunto set our hands and affixed the Seal of the County of Barry this 11th day of August, 2016.

Yvonne Markley
Chair

Robert L
Vice Chair

Patricia Walton

Anne M Richards

Attest:

Pamela A. Palmer

Pamela A. Palmer
Clerk of the Board of Canvassers



STATE OF MICHIGAN – BARRY COUNTY
JOHNSTOWN TOWNSHIP
AUGUST 2, 2016 SPECIAL ELECTION
CERTIFICATE OF DETERMINATION AND ELECTION

At the AUGUST 2, 2016 PRIMARY Election the following proposals were on the ballot:

PENNFIELD SCHOOLS
GENERAL OBLIGATION UNLIMITED TAX BOND PROPOSAL
FOR BUILDING AND SITE PURPOSES IN THE AMOUNT OF
NOT TO EXCEED $8,250,,000

	PENNFIELD SCHOOLS PROPOSAL
YES	2
NO	2

HAVING RECEIVED SUFFICIENT VOTES THIS PROPOSAL WAS **TIED.**.

We do hereby certify that the foregoing is a correct statement of votes given in the County of Barry, State of Michigan for the proposition(s) in such statement at the election held on August 2, 2016.

In witness whereof, we have hereunto set our hands and affixed the Seal of the County of Barry this 11th day of August, 2016.

Yvonne Mackey
Chair

Vice Chair

Patricia Walton

Anne M Richards

Attest:
Pamela A. Palmer
Pamela A. Palmer
Clerk of the Board of Canvassers



4 /4
01-01-2000
03:09:28 p.m.
Barry County, MI Clerk
2699450209

ocl

MICHIGAN DEPARTMENT OF STATE
Bureau Of Elections
P.O. Box 20126
Lansing, Michigan 48901
Phone: (517) 373-2540

OFFICIAL COUNTY VOTE TOTALS

(Summary of County Canvasser's Statement)
Primary Election
Tuesday, August 2, 2016

County: **BARRY**

County Code: **(08)**

Return To: MICHIGAN DEPARTMENT OF STATE
Bureau Of Elections
P.O. Box 20126
Lansing, Michigan 48901
Phone: (517) 373-2540

IMPORTANT

FIVE STEPS FOR COMPLETION OF FORM

1.) Check for candidate name omissions on this form by comparing it against the candidate names printed on the county's ballots. If an omission is found, contact the Department of State's Bureau of Elections in Lansing.

2.) Enter all totals in words and numerals. Example: Three Hundred twenty-one (321). Do not fail to enter the county's Poll Book total below. When entering total number of votes cast for all candidates for a particular office, DO NOT include write-in votes cast for individuals who did not submit a Declaration of Intent form.

3.) Double check all entries for errors. There can be no discrepancies in the totals recorded on this form, the totals entered on the Official County Canvassers' Statement and the precinct results certified for your county. Complete accuracy is of extreme importance as the totals entered on this form represent the official record of the election.

4.) After completing the form, affix all required signatures and county seal on the last page.

5.) Mail the original copy of this form to the Department of State's Bureau of Elections as soon as it is completed.

POLL BOOK TOTAL

The TOTAL NUMBER OF PEOPLE voting at this election as shown by the POLL BOOK

was **TWELVE THOUSAND FOUR HUNDRED TWENTY FOUR** **(12424).**

3/4
01-01-2000
03:09:20 p.m.
Barry County, MI Clerk
2699450209

MICHIGAN DEPARTMENT OF STATE
Bureau Of Elections
P.O. Box 20126
Lansing, Michigan 48901
Phone: (517) 373-2540

OFFICIAL COUNTY VOTE TOTALS

(Summary of County Canvasser's Statement)
Primary Election
Tuesday, August 2, 2016

County: **BARRY (08) (Office Code: 06003000):**

3rd District Representative in Congress 2 Year Term (1) Position

				Number of Votes
REP	Amash, Justin	received **EIGHT THOUSAND NINE HUNDRED FIFTY**	votes.	**8950**
DEM	Smith, Douglas	received **SEVEN HUNDRED NINETY NINE**	votes.	**799**

The total number of votes cast for (Office Code: 06003000):
3rd District Representative in Congress 2 Year Term (1) Position

was **NINE THOUSAND SEVEN HUNDRED FORTY NINE** votes. **9749**

(Enter the sum of the votes cast for ONLY the candidates listed above. DO NOT include write-in votes cast for individuals who did not submit a Declaration of Intent form.)

2/4 01-01-2000 03:09:13 p.m.

MICHIGAN DEPARTMENT OF STATE
Bureau Of Elections
P.O. Box 20126
Lansing, Michigan 48901
Phone: (517) 373-2540

OFFICIAL COUNTY VOTE TOTALS

(Summary of County Canvasser's Statement)
Primary Election
Tuesday, August 2, 2016

County: **BARRY (08) (Office Code: 08087000):**

87th District Representative in State Legislature 2 Year Term (1) Position

				Number of Votes
REP	Calley, Julie	received **EIGHT THOUSAND NINE HUNDRED THIRTY SEVEN**	votes.	**8937**
DEM	Anderson, Eric	received **SEVEN HUNDRED SEVENTY**	votes.	**770**

The total number of votes cast for (Office Code: 08087000):
87th District Representative in State Legislature 2 Year Term (1) Position

was **NINE THOUSAND SEVEN HUNDRED SEVEN** votes. **9707**

(Enter the sum of the votes cast for ONLY the candidates listed above. DO NOT include write-in votes cast for individuals who did not submit a Declaration of Intent form.)

Barry County, MI Clerk
2699450209

MICHIGAN DEPARTMENT OF STATE
Bureau Of Elections
P.O. Box 20126
Lansing, Michigan 48901
Phone: (517) 373-2540

OFFICIAL COUNTY VOTE TOTALS

(Summary of County Canvasser's Statement)
Primary Election
Tuesday, August 2, 2016

State of Michigan County of BARRY ss.

We Hereby Certify, That the foregoing is a correct transcript of the Statement of the Board of County Canvassers, of the County of BARRY, of the votes given in such County for the indicated candidates at the Primary Election held on Tuesday, August 2, 2016, as appears from the original statement on file in the office of the County Clerk.

In Witness Whereof, we have hereunto set our hands and caused to be affixed the Seal of the Circuit Court for the County of BARRY this 08 day of August, 2016.

Yvonne Markley Robert Line
Patricia A. Walton Anne Richards

Board of County Canvassers' Signatures

Attest:
Brenda A. Palmer

Clerk of the Board of County Canvassers

(Seal)

MICHIGAN DEPARTMENT OF STATE
Bureau Of Elections
P.O. Box 20126
Lansing, Michigan 48901
Phone: (517) 373-2540

OFFICIAL COUNTY VOTE TOTALS

(Summary of County Canvasser's Statement)

Primary Election

Tuesday, August 2, 2016

County: **BARRY (08) (Office Code: 08087000):**

87th District Representative in State Legislature 2 Year Term (1) Position

				Number of Votes
REP	Calley, Julie	received **EIGHT THOUSAND NINE HUNDRED THIRTY SIX**	votes.	**8936**
DEM	Anderson, Eric	received **SEVEN HUNDRED SEVENTY**	votes.	**770**

The total number of votes cast for (Office Code: 08087000):
87th District Representative in State Legislature 2 Year Term (1) Position

was **NINE THOUSAND SEVEN HUNDRED SIX** votes. **9706**

(Enter the sum of the votes cast for ONLY the candidates listed above. DO NOT include write-in votes cast for individuals who did not submit a Declaration of Intent form.)

MICHIGAN DEPARTMENT OF STATE
Bureau Of Elections
P.O. Box 20126
Lansing, Michigan 48901
Phone: (517) 373-2540

OFFICIAL COUNTY VOTE TOTALS

(Summary of County Canvasser's Statement)

Primary Election

Tuesday, August 2, 2016

State of Michigan County of BARRY ss.

We Hereby Certify, That the foregoing is a correct transcript of the Statement of the Board of County Canvassers, of the County of BARRY, of the votes given in such County for the indicated candidates at the Primary Election held on Tuesday, August 2, 2016, as appears from the original statement on file in the office of the County Clerk.

In Witness Whereof, we have hereunto set our hands and caused to be affixed the Seal of the Circuit Court for the County of BARRY this 18 day of August, 2016.

Yvonne Markley
Patricia Walton Anne M Richards

Board of County Canvassers' Signatures

Attest:

Pamela A. Bemer

Clerk of the Board of County Canvassers

(Seal)

MICHIGAN DEPARTMENT OF STATE
Bureau Of Elections
P.O. Box 20126
Lansing, Michigan 48901
Phone: (517) 373–2540

OFFICIAL COUNTY VOTE TOTALS

(Summary of County Canvasser's Statement)
Primary Election
Tuesday, August 2, 2016

County: **BARRY (08) (Office Code: 06003000):**

3rd District Representative in Congress 2 Year Term (1) Position

				Number of Votes
REP	Amash, Justin	received **EIGHT THOUSAND NINE HUNDRED FORTY NINE**	votes.	**8949**
DEM	Smith, Douglas	received **SEVEN HUNDRED NINETY NINE**	votes.	**799**

The total number of votes cast for (Office Code: 06003000):
3rd District Representative in Congress 2 Year Term (1) Position

was **NINE THOUSAND SEVEN HUNDRED FORTY EIGHT** votes. **9748**

(Enter the sum of the votes cast for ONLY the candidates listed above. DO NOT include write–in votes cast for individuals who did not submit a Declaration of Intent form.)

	REPRESENTATIVE IN CONG	REPRESENTATIVE IN STAT	REPRESENTATIVE IN STAT	SHERIFF	COUNTY ROAD COMMISSIONER	DRAIN COMMISSIONER	COUNTY COMMISSIONER 1	COUNTY COMMISSIONER 3	COUNTY COMMISSIONER 4	COUNTY COMMISSIONER 5	COUNTY COMMISSIONER 6	FRANKENLUST TWP SUPER	GIBSON TWP SUPERVISOR	BANGOR TWP SUPERVISOR	MONITOR TWP SUPERVISOR	FRANKENLUST TWP CLERK	MERRITT TWP CLERK	WILLIAMS TWP CLERK	FRANKENLUST TWP TR
	Alan Hardwick	David Scholl	Gary Glenn	Jason Sapple	Mich Rivard	Hans Nielsen	Brandon Dean Fraser	Vaughn Beigh	Sibley	Dodge Roscommon	Chad Jr. Bishop	Ronald Clapham	Diane Pierce	Joe Fabian Davis	Don Jacobs	Deborah Sue Fisher	Kathy Perrine	Jerry Puttt	Mary Beverly Ann Rorabacher
Auburn City Pct 1	71		73	61	65	63		68											
Bay City Ward 1 Pct 1	41	41		39	37	36					35								
Bay City Ward 2 Pct 1	53	54		47	53	50					53								
Bay City Ward 3 Pct 1	29	29		25	26	27					26								
Bay City Ward 4 Pct 1	23	24		23	23	23					24								
Bay City Ward 5 Pct 1	39	39		36	37	32				32									
Bay City Ward 6 Pct 1	38	39		39	37	36				36									
Bay City Ward 7 Pct 1	59	58		56	58	50			53										
Bay City Ward 8 Pct 1	44	43		39	42	40			41										
Bay City Ward 9 Pct 1	40	40		37	38	37			36										
Essexville City Pct 1	28	28		26	28	30													
Essexville City Pct 2	42	42		38	41	35													
Midland City Wd 1 Pct 6	1		1	1	1	1	1												
Pinconning City Pct 1	21		25	20	22	21	22												
Bangor Twp Pct 1	28	28		25	25	23								22					
Bangor Twp Pct 2	53	51		48	55	53								53					
Bangor Twp Pct 3	40	39		36	38	38								38					
Bangor Twp Pct 4	64	66		66	66	64			62					63					
Bangor Twp Pct 5	40	40		37	37	39								38					
Bangor Twp Pct 6	42	42		41	41	40			39					38					
Beaver Township Pct 1	65		66	58	60	56	57												
Frankenlust Twp	186	184		165	183	179				176		178				184			18
Fraser Twp Pct 1	46		46	41	45	39	41												
Garfield Twp Pct 1	49		50	40	46	48	44												
Gibson Twp Pct 1	17		21	16	17	17	17						21						
Hampton Twp Pct 1	28	28		23	26	24													
Hampton Twp Pct 2	33	32		26	31	30													
Hampton Twp Pct 3	34	33		30	31	31													
Hampton Twp Pct 4	30	30		29	31	30													
Hampton Twp Pct 5	23	23		17	22	20													
Kawkawlin Twp Pct 1	47	46		44	47	45													
Kawkawlin Twp Pct 2	47	45		42	46	45													
Merritt Twp Pct 1	39	38		30	43	36											42		
Monitor Twp Pct 1	31	33		29	32	27		30							27				
Monitor Twp Pct 2	73	74		70	72	71		75							70				
Monitor Twp Pct 3	62	64		56	63	61		64							62				
Monitor Twp Pct 4	81	81		76	82	78		80							78				
Monitor Twp Pct 5	66	66		65	68	65		69							67				

Monitor Twp Pct 6	50	49		48	46	42		49							46				
Mt Forest Twp Pct 1	40		42	30	41	34	35												
Pinconning Twp Pct 1	67		70	54	65	59	57												
Portsmouth Twp Pct 1	21	21		16	20	21				21									
Portsmouth Twp Pct 2	35	35		30	35	33				34									
Williams Twp Pct 1	87		96	78	90	82		89											
Williams Twp Pct 2	39		39	33	40	33	36											79	
Williams Twp Pct 3	23		24	22	20	20		22										31	
TOTALS	2115	1585	553	1908	2072	1964	310	546	231	299	138	178	21	252	350	184	42	130	18

	MERRITT TWP TREASURER	BEAVER TWP TRUSTEE	FRANKENLUST TWP TRUSTEE		GARFIELD TWP TRUSTEE		GIBSON TWP TRUSTEE	MERRITT TWP TRUSTEE		MT. FOREST TWP TRUSTEE	PINCONNING TWP TRUSTEE		BANGOR TWP TRUSTEE	MONITOR TWP TRUSTEE		WILLIAMS TWP TRUSTEE		FRANKENLUST TWP CONSTABLE	
	Tina Fleischmann	William Retzloff	James P. Begick	Samuel Britton	Leroy Day	Lee Deary II	Suzette A. Rivard	Cindy Mead	Bill Schumacher	James Duley	Dawn K. Beck	Vince J. LaFramboise	Scott A. Schisler	Gary A. Brandt	Robert Walsh	Jason P. Gower	Brian H. Jean	Craig Appold	Rollan J. Berger
Bangor Twp Pct 1													24						
Bangor Twp Pct 2													52						
Bangor Twp Pct 3													40						
Bangor Twp Pct 4													64						
Bangor Twp Pct 5													37						
Bangor Twp Pct 6													39						
Beaver Township Pct 1		52																	
Frankenlust Twp			180	168															
Garfield Twp Pct 1					29	38												177	17
Gibson Twp Pct 1							15												
Merritt Twp Pct 1	43							33	31										
Monitor Twp Pct 1														24	20				
Monitor Twp Pct 2														64	55				
Monitor Twp Pct 3														57	46				
Monitor Twp Pct 4														78	65				
Monitor Twp Pct 5														61	64				
Monitor Twp Pct 6														35	37				
Mt Forest Twp Pct 1										36									
Pinconning Twp Pct 1											49	45							
Williams Twp Pct 1																82	77		
Williams Twp Pct 2																35	31		
Williams Twp Pct 3																20	12		
TOTALS	43	52	180	168	29	38	15	33	31	36	49	45	256	319	287	137	120	177	17

	DELEGATE TO COUNTY CONVENTION BAY CITY, W 2 P		DELEGATE TO COUNTY CO	DELEGATE TO COUNTY CONVENTION BAY CITY, W 6 P		DELEGATE TO COUNTY CO	DELEGATE TO COUNTY CO	DELEGATE TO COUNTY CONVENTION BEAVER TWP, PCT		DELEGATE TO COUNTY CO	DELEGATE TO COUNTY CO	DELEGATE TO COUNTY CO	DELEGATE TO COUNTY CONVENTION MONITOR TWP, PC		DELEGATE TO COUNTY CONVENTION MONITOR TWP, PCT 5			
	Zane R. Nobbs	Michael E. Wooley	Matthew Lance	Randy Badgerow	Susan Badgerow	Ashley R. Wrubel	Kersten Elizabeth Bond	William F. Miller	Kevin D. Retzloff	Annette Vanderbrink	Kevin G. Lorentz II	Aaron J. Baylis	Brent R. Smith	Mary Bethany Smith	Marjorie R. Begick	Vaughn J. Begick	Mary Ann Rankey	Robert A. Rankey
Bay City Ward 2 Pct 1	38	49																
Bay City Ward 3 Pct 1			26															
Bay City Ward 6 Pct 1				32	32													
Essexville City Pct 2						35												
Bangor Twp Pct 4							64											
Beaver Township Pct 1								46	46									
Fraser Twp Pct 1										41								
Gibson Twp Pct 1											19							
Merritt Twp Pct 1												35						
Monitor Twp Pct 2													56	65				
Monitor Twp Pct 5															63	63	60	57
TOTALS	38	49	26	32	32	35	64	46	46	41	19	35	56	65	63	63	60	57

	DELEGATE TO COUNTY CONVENTION WILLIAMS TWP, PCT 1			
	Gilbert G. Bartz	Cindi Cinebeer	R. Hornebeer	Brian H. Jean	Mark G. Wood
Williams Twp Pct 1	77	76	73	76
TOTALS	77	76	73	76

	REPRESENTATIVE IN CONG	REPRESENTATIVE IN STATE LEGISLATURE 96TH DISTRICT			REPRESENTATIVE IN STAT	COUNTY EXECUTIVE			PROSECUTING ATTORNEY		SHERIFF			CLERK	TREASURER	REGISTER OF DEEDS		COUNTY ROAD COMMISSIO	DRAIN COMMISSIONER
	Daniel T. Kildee	Brian J. Dufresne	Brian K. Elder	Donald Tilley	Geoff Mallicoat	Jim Barcia	Tom Hickner	Mark McFarlin	Nancy Bourassa	Marcus Garske	Troy Cunningham	Robert C. Lee	Terry Spencer	Cynthia A. Luczak	Richard F. Reisk	Kellie Brzezinski Bodrie	Brandon Krause	Patrick Beson	Joseph Rivet
Auburn City Pct 1	193				174	158	63	12	119	100	151	28	56	196	184	96	102	180	18
Bay City Ward 1 Pct 1	419	58	232	182		258	223	18	236	235	263	97	130	409	400	172	269	395	36
Bay City Ward 2 Pct 1	482	35	248	282		218	351	24	300	261	319	76	170	442	433	193	295	426	41
Bay City Ward 3 Pct 1	322	56	169	139		218	136	25	166	196	167	104	105	312	305	146	193	304	29
Bay City Ward 4 Pct 1	344	60	167	151		220	152	15	183	200	173	110	103	332	328	145	209	325	32
Bay City Ward 5 Pct 1	616	93	342	252		390	295	32	336	371	342	192	179	615	607	268	373	588	53
Bay City Ward 6 Pct 1	320	49	178	126		202	143	16	198	157	134	122	94	308	302	158	158	298	29
Bay City Ward 7 Pct 1	373	68	200	138		222	177	24	203	216	235	87	100	377	356	177	205	355	31
Bay City Ward 8 Pct 1	401	59	223	151		267	169	23	205	242	261	109	88	402	377	213	197	381	34
Bay City Ward 9 Pct 1	432	66	249	169		292	182	29	244	241	265	140	89	438	412	195	252	414	39
Essexville City Pct 1	305	44	148	153		178	172	16	211	131	238	43	82	301	287	137	169	283	27
Essexville City Pct 2	315	39	176	143		167	207	16	212	152	236	59	80	311	294	141	186	299	27
Midland City Wd 1 Pct 6	1				1	2	1	0	2	0	1	0	2	1	1	1	1	2	
Pinconning City Pct 1	110				96	78	41	5	76	38	49	8	71	111	102	66	51	102	10
Bangor Twp Pct 1	314	53	151	147		244	149	25	213	181	258	50	103	331	297	166	169	311	28
Bangor Twp Pct 2	372	65	165	173		270	162	19	241	192	305	69	82	371	343	170	189	347	34
Bangor Twp Pct 3	286	49	154	108		207	117	21	168	145	224	52	67	292	269	163	129	272	26
Bangor Twp Pct 4	287	46	146	122		200	118	25	175	153	205	67	68	290	273	137	152	271	26
Bangor Twp Pct 5	451	82	262	164		337	187	46	262	275	339	100	139	453	414	255	219	437	40
Bangor Twp Pct 6	420	65	242	161		294	202	22	271	228	343	70	94	426	398	205	240	407	38
Beaver Township Pct 1	360				326	280	168	37	225	217	302	70	108	359	330	162	302	362	33
Frankenlust Twp	364	58	202	148		269	165	20	227	205	247	93	97	362	338	197	187	341	31
Fraser Twp Pct 1	293				264	230	120	22	189	156	159	84	123	290	275	178	176	271	26
Garfield Twp Pct 1	203				178	180	41	24	145	82	138	37	62	211	190	91	139	201	20
Gibson Twp Pct 1	82				70	52	30	15	82	23	38	29	30	72	71	48	44	77	
Hampton Twp Pct 1	207	25	103	114		113	135	15	121	123	160	36	54	197	191	88	122	182	18
Hampton Twp Pct 2	308	48	137	173		195	168	29	201	165	233	48	99	293	274	127	212	272	25
Hampton Twp Pct 3	333	48	147	190		249	154	19	224	174	231	82	102	320	306	158	202	302	30
Hampton Twp Pct 4	351	52	169	175		240	161	13	213	176	209	105	87	339	331	149	208	338	32
Hampton Twp Pct 5	232	34	114	112		168	93	17	128	128	155	38	77	217	208	90	151	208	21
Kawkawlin Twp Pct 1	312	64	154	146		259	111	24	209	172	238	81	69	321	300	148	219	292	29
Kawkawlin Twp Pct 2	294	70	134	139		212	141	23	199	162	238	56	73	292	282	125	221	280	28
Merritt Twp Pct 1	172	11	99	107		140	79	12	131	89	129	40	58	193	175	90	109	176	17
Monitor Twp Pct 1	151	25	61	71		116	42	16	83	75	100	48	24	152	140	63	93	141	14
Monitor Twp Pct 2	401	52	211	182		283	193	17	244	220	310	70	103	403	381	185	230	383	36
Monitor Twp Pct 3	302	56	197	117		243	129	27	195	188	216	45	145	332	299	135	214	308	30
Monitor Twp Pct 4	313	57	180	120		193	166	22	179	193	242	56	77	325	295	165	148	295	31
Monitor Twp Pct 5	301	33	185	141		224	134	23	179	190	225	56	109	310	283	139	188	282	28

Monitor Twp Pct 6	220	37	121	99		139	130	16	125	136	153	44	82	216	206	104	121	201	18
Mt Forest Twp Pct 1	76				73	65	16	9	46	37	48	11	30	80	73	56	27	75	7
Pinconning Twp Pct 1	214				184	147	93	18	149	95	100	34	136	227	206	146	106	208	20
Portsmouth Twp Pct 1	233	31	122	112		158	102	10	139	117	163	56	51	234	222	109	126	214	21
Portsmouth Twp Pct 2	351	63	183	152		214	180	19	206	193	218	130	70	356	356	188	184	352	32
Williams Twp Pct 1	244				217	180	110	29	154	143	177	67	76	246	223	144	140	222	23
Williams Twp Pct 2	137				128	90	41	17	71	68	97	25	26	133	125	61	82	123	12
Williams Twp Pct 3	62				51	49	29	3	47	25	48	18	12	54	53	26	44	54	6
TOTALS	13279	1751	5971	5059	1762	9110	6178	909	8132	7266	9082	3042	3882	13252	12515	6376	7753	12557	1218

	COUNTY COMMISSIONER 1	COUNTY COMMISSIONER 2ND DISTRICT		COUNTY COMMISSIONER 3	COUNTY COMMISSIONER 4TH DISTRICT		COUNTY COMMISSIONER 5	COUNTY COMMISSIONER 6TH DISTRICT		COUNTY COMMISSIONER 7	BEAVER TWP SUPERVISOR		FRASER TWP SUPERVISOR	GARFIELD TWP SUPERVISOR		GIBSON TWP SUPERVISOR	KAWKAWLIN TWP SUPERVI	MERRITT TWP SUPERVISOR	PINCONNING TWP SUP
	Michael Duranczyk	H. Dee Bishop	Ernie Krygier Jr.	Abel Torres	Kim J. Coonan	Thomas A. Matuszewski	Thomas M. Herek	Steve Goss	Tom Ryder	Michael E. Lutz	Steve Gray	Ross A. Robbins	Mark Galus	Thomas Boetefuer	James A. Dubay	Laura Reynolds	Dennis J. Bragiel	David Schabel	Sharon Stalsberg
Auburn City Pct 1				170															
Bay City Ward 1 Pct 1								165	242										
Bay City Ward 2 Pct 1								206	276										
Bay City Ward 3 Pct 1								149	171										
Bay City Ward 4 Pct 1								161	176										
Bay City Ward 5 Pct 1							557												
Bay City Ward 6 Pct 1							284												
Bay City Ward 7 Pct 1					203	162													
Bay City Ward 8 Pct 1					228	177													
Bay City Ward 9 Pct 1					302	166													
Essexville City Pct 1										284									
Essexville City Pct 2										272									
Midland City Wd 1 Pct 6	2																		
Pinconning City Pct 1	87																		
Bangor Twp Pct 1		87	297																
Bangor Twp Pct 2		96	325																
Bangor Twp Pct 3		103	210																
Bangor Twp Pct 4					156	164													
Bangor Twp Pct 5		143	392																
Bangor Twp Pct 6					224	251													
Beaver Township Pct 1	311										293	207							
Frankenlust Twp							304												
Fraser Twp Pct 1	268												287						
Garfield Twp Pct 1	203													115	127				
Gibson Twp Pct 1	78															88			
Hampton Twp Pct 1										183									
Hampton Twp Pct 2										282									
Hampton Twp Pct 3										293									
Hampton Twp Pct 4										318									
Hampton Twp Pct 5										210									
Kawkawlin Twp Pct 1		110	251														293		
Kawkawlin Twp Pct 2		103	244														270		
Merritt Twp Pct 1										164								189	
Monitor Twp Pct 1				136															
Monitor Twp Pct 2				338															
Monitor Twp Pct 3				273															
Monitor Twp Pct 4				272															
Monitor Twp Pct 5				254															

Monitor Twp Pct 6				178															
Mt Forest Twp Pct 1	77																		
Pinconning Twp Pct 1	197																		
Portsmouth Twp Pct 1							208												20
Portsmouth Twp Pct 2							328												
Williams Twp Pct 1				214															
Williams Twp Pct 2	119																		
Williams Twp Pct 3				48															
TOTALS	1342	642	1719	1883	1113	920	1681	681	865	2006	293	207	287	115	127	88	563	189	20

	BANGOR TWP SUPERVISOR		HAMPTON TWP SUPERVISOR	MONITOR TWP SUPERVISOR			PORTSMOUTH TWP SUPERVI	WILLIAMS TWP SUPERVISOR		BEAVER TWP CLERK	GIBSON TWP CLERK	KAWKAWLIN TWP CLERK	MT. FOREST TWP CLERK	PINCONNING TWP CLERK	BANGOR TWP CLERK	HAMPTON TWP CLERK	MONITOR TWP CLERK	PORTSMOUTH TWP CLERK	WILLIAMS TWP CLERK
	Colleen M. Mallette	Glenn Rowley	Steve Wisniewski	Earl Arnold	James E. Belloor	Kenneth M. Malkin	Robert J. Pawlak	Douglas K. Behlander	Paul M. Wasek	Stacey M. Miesk	Christine C. Cousineau	Gregory A. Petrimoulx	Crystal Dodge	Beverlee Hribek	Dawn Bublitz	Pamela J. Wright	Cindy L. Kowalski	Judith F. Bukowski	Linda K. Vanhee
Bangor Twp Pct 1	188	179																	
Bangor Twp Pct 2	178	244													298				
Bangor Twp Pct 3	158	160													338				
Bangor Twp Pct 4	164	151													266				
Bangor Twp Pct 5	250	282													265				
Bangor Twp Pct 6	246	230													426				
Beaver Township Pct 1										309					380				
Gibson Twp Pct 1											81								
Hampton Twp Pct 1			175																
Hampton Twp Pct 2			279													190			
Hampton Twp Pct 3			301													281			
Hampton Twp Pct 4			325													302			
Hampton Twp Pct 5			207													324			
Kawkawlin Twp Pct 1																216			
Kawkawlin Twp Pct 2												284							
Monitor Twp Pct 1				29	48	86						265							
Monitor Twp Pct 2				109	112	219											145		
Monitor Twp Pct 3				81	126	178											377		
Monitor Twp Pct 4				106	65	181											308		
Monitor Twp Pct 5				81	99	184											310		
Monitor Twp Pct 6				54	44	150											277		
Mt Forest Twp Pct 1																	203		
Pinconning Twp Pct 1													78						
Portsmouth Twp Pct 1							212							201					
Portsmouth Twp Pct 2							330											213	
Williams Twp Pct 1								153	161									337	
Williams Twp Pct 2								72	72										24
Williams Twp Pct 3								37	39										12
TOTALS	1184	1246	1287	460	494	998	542	262	272	309	81	549	78	201	1973	1313	1620	550	42

	BEAVER TWP TREASURER	FRASER TWP TREASURER	GARFIELD TWP TREASURER	GIBSON TWP TREASURER	KAWKAWLIN TWP TREASURER		MT. FOREST TWP TREASURER		PINCONNING TWP TREASUR	BANGOR TWP TREASURER	HAMPTON TWP TREASURER	MONITOR TWP TREASURER	PORTSMOUTH TWP TREASUR	WILLIAMS TWP TREASURER	BEAVER TWP TRUSTEE			FRASER TWP TRUSTEE	
	Judy Bruzewski	Shelly Haddad	Brenda Stokowiak	Kim Krocza lesk i	Alice Curph y	Melissa Klass	Lindsa y Alfman	Karen Tanney	John Switek	Karie Wardyns k i	Donna Sampy n	Sue Pike	Kevin Kokal y	Connie Hovermann	Kenneth Beaudin	Thomas Duch	Scott Tomczak	Geor ge Lugiai k	L. Augusty niak	L. Rugeens Reinee n
Bangor Twp Pct 1										276									
Bangor Twp Pct 2										320									
Bangor Twp Pct 3										255									
Bangor Twp Pct 4										256									
Bangor Twp Pct 5										393									
Bangor Twp Pct 6										364									
Beaver Township Pct 1	315														244	151	288		
Fraser Twp Pct 1		291																228	25
Garfield Twp Pct 1			211																
Gibson Twp Pct 1				85															
Hampton Twp Pct 1											183								
Hampton Twp Pct 2											283								
Hampton Twp Pct 3											297								
Hampton Twp Pct 4											320								
Hampton Twp Pct 5											212								
Kawkawlin Twp Pct 1					128	236													
Kawkawlin Twp Pct 2					98	255													
Monitor Twp Pct 1												146							
Monitor Twp Pct 2												373							
Monitor Twp Pct 3												308							
Monitor Twp Pct 4												320							
Monitor Twp Pct 5												288							
Monitor Twp Pct 6												206							
Mt Forest Twp Pct 1							59	31											
Pinconning Twp Pct 1									190										
Portsmouth Twp Pct 1													209						
Portsmouth Twp Pct 2													330						
Williams Twp Pct 1														248					
Williams Twp Pct 2														125					
Williams Twp Pct 3														67					
TOTALS	315	291	211	85	226	491	59	31	190	1864	1295	1641	539	440	244	151	288	228	25

	GARFIELD TWP TRUSTEE	GIBSON TWP TRUSTEE		KAWKAWLIN TWP TRUSTEE			MERRITT TWP TRUSTEE	MT. FOREST TWP TRUSTEE	PINCONNING TWP TRUSTEE			BANGOR TWP TRUSTEE				
	Gerald R. Rivard	Alfred E. Dixon Sr.	Terry Whitney	John E. Klass	Ken MacConnell	Melvin McNally	Kurt Dussel	Donald Galloner	Sandra A. Harrow	Ron Hus	Allan Thompson	Ken Bailey	Howard Eagle	Neil Fronczek	Rich Phelps	Floyd Willett
Bangor Twp Pct 1												158	200	211	201	197
Bangor Twp Pct 2												182	246	262	227	215
Bangor Twp Pct 3												167	163	190	194	173
Bangor Twp Pct 4												159	164	177	190	156
Bangor Twp Pct 5												243	336	340	315	236
Bangor Twp Pct 6												212	229	259	264	219
Garfield Twp Pct 1	204															
Gibson Twp Pct 1		55	79													
Kawkawlin Twp Pct 1				169	184	217										
Kawkawlin Twp Pct 2				148	188	191										
Merritt Twp Pct 1							166									
Mt Forest Twp Pct 1								82								
Pinconning Twp Pct 1									176	127	89					
TOTALS	204	55	79	317	372	408	166	82	176	127	89	1121	1338	1439	1391	1196

	HAMPTON TWP TRUSTEE						MONITOR TWP TRUSTEE					PORTSMOUTH TWP TRUSTEE				WILLIAMS TWP TRUSTEE			
	Tony Brey	Fran DeWyse	Wayne S. Esterhai	Tom Foret	Paul J. Hugo	Donald Klass	Ken Dubay	Paul Guzdzial	Elaine M. Kochany	Terry R. Miller	Bill Reder	James J. Banaszak	Nance Corrion	Barbara A. Pett	Gene Van Driessche	Thomas W. Paige	James E. Plant	Tom Putt	Al Wisniewski
Hampton Twp Pct 1	90	127	102	150	165	106													
Hampton Twp Pct 2	180	209	182	241	256	173													
Hampton Twp Pct 3	124	264	205	220	249	189													
Hampton Twp Pct 4	81	243	209	204	236	227													
Hampton Twp Pct 5	107	171	128	187	206	132													
Monitor Twp Pct 1							87	69	92	83	96								
Monitor Twp Pct 2							217	268	262	222	278								
Monitor Twp Pct 3							161	194	210	201	263								
Monitor Twp Pct 4							173	169	258	221	228								
Monitor Twp Pct 5							183	187	192	169	231								
Monitor Twp Pct 6							120	133	153	143	154								
Portsmouth Twp Pct 1												165	172	184	180				
Portsmouth Twp Pct 2												256	248	252	265				
Williams Twp Pct 1																192	185	191	20
Williams Twp Pct 2																103	92	100	10
Williams Twp Pct 3																51	40	46	4
TOTALS	582	1014	826	1002	1112	827	941	1020	1167	1039	1250	421	420	436	445	346	317	337	36

	MT. FOREST TWP CONSTAB	DELEGATE TO COUNTY CONVENTION BAY CITY, W 1 PCT 1					DELEGATE TO COUNTY CONVENTION BAY CITY, W 2 PCT 1							DELEGATE TO COUNTY CONVENTION BAY CITY, W 3 PCT 1			
	Edmund Ososki	Jesse H. Dockett	Laura Dockett	Mary Hennessy	Edna H. Kay-Simons	Eric Sansburn	Joy Butler	L. Donnell Mayberry	Michael Meeth	Richard Meeth	Laura Ogar	David M. Terrasi	Brandy Tilley	Kurt Legner	Wendy Legner	Andrew Niedzinski	Kristine Niedzinski
Bay City Ward 1 Pct 1		149	171	228	154	180											
Bay City Ward 2 Pct 1							211	253	204	229	205	282	253				
Bay City Ward 3 Pct 1														195	167	171	155
Mt Forest Twp Pct 1	80																
TOTALS	80	149	171	228	154	180	211	253	204	229	205	282	253	195	167	171	155

	DELEGATE TO COUNTY CONVENTION BAY CITY, W 5 PCT 1					DELEGATE TO COUNTY CONVENTION BAY CITY, W 6 PCT 1			DELEGATE TO COUNTY CONVENTION BAY CITY, W 8 PCT 1									DELEGATE TO CO UNTY CONVENTIO N ESSEXVILLE C	
	Joe Acosta Jr.	Stan Bromberg	Jim Irving	Forrest J. Robison	Derek John Taylor	Kelly Coates	Raul Guzman	Eileen Ann Marshall	Michael J. Buda	Sandra K. Buda	Bridgette Clements	Edward Clements	Judy K. Condon	Logan Krause	John E. Miller	Lori L. Redmond	Robert J. Redmond	Terry C. Mercer	Shawna S. Walraven
Bay City Ward 5 Pct 1	245	347	350	232	241														
Bay City Ward 6 Pct 1						185	157	157											
Bay City Ward 8 Pct 1									226	198	191	230	180	188	203	191	203		
Essexville City Pct 1																		198	20
TOTALS	245	347	350	232	241	185	157	157	226	198	191	230	180	188	203	191	203	198	20

	DELEGATE TO COUNTY CONVENTION PINCONNING CITY		DELEGATE TO COUNTY CONVENTION	DELEGATE TO COUNTY CONVENTION BANGOR TWP, PCT 4			DELEGATE TO COUNTY CONVENTION BANGOR TWP, PCT 5			DELEGATE TO COUNTY CONVENTION BANGOR TWP, PCT		DELEGATE TO COUNTY CONVENTION FRANKENLUST TWP, PCT 1					
	Jennifer	L. DeLorge	Matt	Beth Anny	Robinson	Pedro Santos	Diane Yaworski	Chris Espinoza	Jeff Mayes	Dennis Pilarski	Jayson Hoppe	Cynthia A. Luczak	Mark A. Bauer	Jacob Bennett	Michael F. Halstead	Rosa Holliday	John P. Kellerman	Mitchell P. Kellerman
Pinconning City Pct 1	64	74																
Bangor Twp Pct 2			297															
Bangor Twp Pct 4				182	176	183												
Bangor Twp Pct 5							199	396	234									
Bangor Twp Pct 6											213	364						
Frankenlust Twp													193	171	184	189	183	184
TOTALS	64	74	297	182	176	183	199	396	234		213	364	193	171	184	189	183	184

	DELEGATE TO COUNTY CONVENTION HAMPTON TWP, PCT 1			DELEGATE TO COUNTY CONVENTION HAMPTON TWP, PCT 2			DELEGATE TO COUNTY CONVENTION HAMPTON TWP, PCT 4						DELEGATE TO COUNTY CONVENTION HAMPTON TWP, PCT 5			DELEGATE TO COUNTY	DELEGATE TO COUNTY CONVENTION KAWKAWLIN TWP, PCT 2		
	William Borch Jr.	Troy A. Stewart	Doug Tericce	John T. Andrus	Davis Johnson	Debra Russell	Harold Howard III	Kathryn Pilarski	Robert Pilarski	Jeffrey Simon	Kathy A. Taylor	Robert C. Taylor	Holly Kukla	Brooke Peters	Justin Peters	James E. Davison	Alfred E. Lapan	Bryan D. Vent	David Ventrone
Hampton Twp Pct 1	120	124	111																
Hampton Twp Pct 2				209	189	219													
Hampton Twp Pct 4							208	228	222	204	220	212							
Hampton Twp Pct 5													162	144	136				
Kawkawlin Twp Pct 1																281			
Kawkawlin Twp Pct 2																	209	144	155
TOTALS	120	124	111	209	189	219	208	228	222	204	220	212	162	144	136	281	209	144	155

	DELEGATE TO COUNTY CONVENTION MONITOR TWP, PCT 2			DELEGATE TO COUNTY CO	DELEGATE TO COUNTY CONVENTION MONITOR TWP, PC		DELEGATE TO COUNTY CONVENTION MONITOR TWP, PC		DELEGATE TO COUNTY CONVENTION PINCONNING TWP, PCT 1				DELEGATE TO COUNTY CONVENTION PORTSMOUTH TWP, PCT 1			DELEGATE TO COUNTY CONVENTION PORTSMOUTH TWP,		DELEGATE TO COUNTY
	Robert Atha	Brent Pilarski	Jeffrey C. Pilarski	Patti Shorkey	Gregory A. Blair	Stephen Taylor	Nancy Hickner	Kenneth M. Malkin	Connie M. Pierson	Janice Pierson	Robert Pierson	Thomas R. Wehr	Michael T. Bollman	Chris Taylor	Michelle Taylor	Donald Goulet	Clete E. VanSnepson	Jacquob Littlejohn
Monitor Twp Pct 2	245	268	224															
Monitor Twp Pct 3				271														
Monitor Twp Pct 5					212	192												
Monitor Twp Pct 6							148	171										
Pinconning Twp Pct 1									147	134	136	158						
Portsmouth Twp Pct 1													138	130	146			
Portsmouth Twp Pct 2																279	208	
Williams Twp Pct 1																		195
TOTALS	245	268	224	271	212	192	148	171	147	134	136	158	138	130	146	279	208	195

	MERRITT TWP, PCT 1 ROAD MIL PROP		FRASER TWP, PCT 1 ROAD MIL RENEWAL PROP		FRASER TWP FIRE MIL RENEWAL PROP		MT. FOREST TWP, PCT 1 FIRE DEPT PROT MIL RENWL		MONITOR TWP FIRE/POLICE MIL RENEWAL		FRANKENLUST 1B MIL RENWL PROP BUILDING/SINKA	
	YES	NO	YES	NO	YES	NO	YES	NO	YES	NO	YES	NO
Frankenlust Twp											10	14
Fraser Twp Pct 1			287	132	330	85						
Merritt Twp Pct 1	199	48										
Monitor Twp Pct 1									149	42		
Monitor Twp Pct 2									432	73		
Monitor Twp Pct 3									360	89		
Monitor Twp Pct 4									388	50		
Monitor Twp Pct 5									335	81		
Monitor Twp Pct 6									260	43		
Mt Forest Twp Pct 1							93	31				
TOTALS	199	48	287	132	330	85	93	31	1924	378	10	14

SUMMARY REPT-GROUP DETAIL

RUN DATE:08/06/16 09:44 AM

BAY COUNTY, MICHIGAN
PRIMARY ELECTION
AUGUST 2, 2016
STATISTICS

OFFICIAL RESULTS

REPORT-EL45A PAGE 001

	TOTAL VOTES	%	ELECTION DAY	ABSENTEE BALL
PRECINCTS COUNTED (OF 46)	46	100.00		
REGISTERED VOTERS - TOTAL	79,080			
BALLOTS CAST - TOTAL.	19,871		12,238	7,633
BALLOTS CAST - REPUBLICAN	2,252	11.33	1,319	933
BALLOTS CAST - DEMOCRATIC	16,681	83.95	10,591	6,090
BALLOTS CAST - NONPARTISAN.	934	4.70	324	610
BALLOTS CAST - CROSSOVER	906	4.56	309	597
VOTER TURNOUT - TOTAL		25.13		

	TOTAL VOTES	%	ELECTION DAY	ABSENTEE BALL
REPRESENTATIVE IN CONGRESS 5TH DISTRICT				
Vote for not more than 1				
Al Hardwick.	2,115	99.67	1,233	882
WRITE-IN.	7	.33	6	1
REPRESENTATIVE IN STATE LEGISLATURE 96TH DISTRICT				
Vote for not more than 1				
David Scholl	1,585	99.69	815	770
WRITE-IN.	5	.31	5	0
REPRESENTATIVE IN STATE LEGISLATURE 98TH DISTRICT				
Vote for not more than 1				
Gary Glenn	553	99.64	432	121
WRITE-IN.	2	.36	1	1
COUNTY EXECUTIVE				
Vote for not more than 1				
WRITE-IN.	185	100.00	117	68
PROSECUTING ATTORNEY				
Vote for not more than 1				
WRITE-IN.	178	100.00	124	54
SHERIFF				
Vote for not more than 1				
Jason Holsapple	1,908	99.38	1,091	817
WRITE-IN.	12	.63	10	2
CLERK				
Vote for not more than 1				
WRITE-IN.	168	100.00	120	48
TREASURER				
Vote for not more than 1				
WRITE-IN.	162	100.00	114	48
REGISTER OF DEEDS				
Vote for not more than 1				
WRITE-IN.	147	100.00	102	45
COUNTY ROAD COMMISSIONER				
Vote for not more than 1				
Michael Rivard.	2,072	99.76	1,200	872
WRITE-IN.	5	.24	4	1

	TOTAL VOTES	%	ELECTION DAY	ABSENTEE BALL
DRAIN COMMISSIONER				
Vote for not more than 1				
Nelson Hans Niederer.	1,964	99.75	1,123	B41
WRITE-IN.	5	.25	5	0
COUNTY COMMISSIONER 1ST DISTRICT				
Vote for not more than 1				
Brandon DeFrain	310	100.00	269	41
WRITE-IN.	0		0	0
COUNTY COMMISSIONER 2ND DISTRICT				
Vote for not more than 1				
WRITE-IN.	17	100.00	11	6
COUNTY COMMISSIONER 3RD DISTRICT				
Vote for not more than 1				
Vaughn J. Begick	546	99.82	262	284
WRITE-IN.	1	.18	1	0
COUNTY COMMISSIONER 4TH DISTRICT				
Vote for not more than 1				
Chad Sibley.	231	100.00	104	127
WRITE-IN.	0		0	0
COUNTY COMMISSIONER 5TH DISTRICT				
Vote for not more than 1				
Randy Badgerow.	299	100.00	185	114
WRITE-IN.	0		0	0
COUNTY COMMISSIONER 6TH DISTRICT				
Vote for not more than 1				
Christopher J. Shannon	138	100.00	82	56
WRITE-IN.	0		0	0
COUNTY COMMISSIONER 7TH DISTRICT				
Vote for not more than 1				
WRITE-IN.	19	100.00	11	8
BEAVER TWP SUPERVISOR				
Vote for not more than 1				
WRITE-IN.	4	100.00	4	0
FRANKENLUST TWP SUPERVISOR				
Vote for not more than 1				
Ronald Campbell	178	100.00	130	48
WRITE-IN.	0		0	0

	TOTAL VOTES	%	ELECTION DAY	ABSENTEE BALL
FRASER TWP SUPERVISOR				
Vote for not more than 1				
WRITE-IN.	1	100.00	1	0
GARFIELD TWP SUPERVISOR				
Vote for not more than 1				
WRITE-IN.	8	100.00	8	0
GI8SON TWP SUPERVISOR				
Vote for not more than 1				
Diane Pieniozek	21	100.00	21	0
WRITE-IN.	0		0	0
KAWKAWLIN TWP SUPERVISOR				
Vote for not more than 1				
WRITE-IN.	5	100.00	4	1
MERRITT TWP SUPERVISOR				
Vote for not more than 1				
WRITE-IN.	2	100.00	2	0
MT. FOREST TWP SUPERVISOR				
Vote for not more than 1				
WRITE-IN.	6	100.00	6	0
PINCONNING TWP SUPERVISOR				
Vote for not more than 1				
WRITE-IN.	6	100.00	6	0
BANGOR TWP SUPERVISOR				
Vote for not more than 1				
Joe F. Davis	252	100.00	114	138
WRITE-IN.	0		0	0
HAMPTON TWP SUPERVISOR				
Vote for not more than 1				
WRITE-IN.	8	100.00	3	5
MONITOR TWP SUPERVISOR				
Vote for not more than 1				
Don Jacobs	350	99.72	150	200
WRITE-IN.	1	.28	1	0
PORTSMOUTH TWP SUPERVISOR				
Vote for not more than 1				
WRITE-IN.	4	100.00	3	1

	TOTAL VOTES	%	ELECTION DAY	ABSENTEE BALL
WILLIAMS TWP SUPERVISOR				
Vote for not more than 1				
WRITE-IN.	7	100.00	6	1
BEAVER TWP CLERK				
Vote for not more than 1				
WRITE-IN.	2	100.00	2	0
FRANKENLUST TWP CLERK				
Vote for not more than 1				
Deborah Fisher.	184	100.00	132	52
WRITE-IN.	0		0	0
FRASER TWP CLERK				
Vote for not more than 1				
WRITE-IN.	1	100.00	1	0
GARFIELD TWP CLERK				
Vote for not more than 1				
WRITE-IN.	37	100.00	37	0
GIBSON TWP CLERK				
Vote for not more than 1				
WRITE-IN.	0		0	0
KAWKAWLIN TWP CLERK				
Vote for not more than 1				
WRITE-IN.	6	100.00	4	2
MERRITT TWP CLERK				
Vote for not more than 1				
Kathy Parrent	42	100.00	42	0
WRITE-IN.	0		0	0
MT. FOREST TWP CLERK				
Vote for not more than 1				
WRITE-IN.	4	100.00	4	0
PINCONNING TWP CLERK				
Vote for not more than 1				
WRITE-IN.	7	100.00	7	0
BANGOR TWP CLERK				
Vote for not more than 1				
WRITE-IN.	16	100.00	8	8

	TOTAL VOTES	%	ELECTION DAY	ABSENTEE BALL
HAMPTON TWP CLERK				
Vote for not more than 1				
WRITE-IN.	8	100.00	3	5
MONITOR TWP CLERK				
Vote for not more than 1				
WRITE-IN.	21	100.00	13	8
PORTSMOUTH TWP CLERK				
Vote for not more than 1				
WRITE-IN.	4	100.00	3	1
WILLIAMS TWP CLERK				
Vote for not more than 1				
Jerry Putt	130	100.00	82	48
WRITE-IN.	0		0	0
BEAVER TWP TREASURER				
Vote for not more than 1				
WRITE-IN.	3	100.00	3	0
FRANKENLUST TWP TREASURER				
Vote for not more than 1				
Mary M. Revord.	185	100.00	133	52
WRITE-IN.	0		0	0
FRASER TWP TREASURER				
Vote for not more than 1				
WRITE-IN.	1	100.00	1	0
GARFIELD TWP TREASURER				
Vote for not more than 1				
WRITE-IN.	37	100.00	37	0
GIBSON TWP TREASURER				
Vote for not more than 1				
WRITE-IN.	0		0	0
KAWKAWLIN TWP TREASURER				
Vote for not more than 1				
WRITE-IN.	6	100.00	4	2
MERRITT TWP TREASURER				
Vote for not more than 1				
Tina Fleischmann	43	100.00	43	0
WRITE-IN.	0		0	0

	TOTAL VOTES	%	ELECTION DAY	ABSENTEE BALL
MT. FOREST TWP TREASURER				
Vote for not more than 1				
WRITE-IN.	5	100.00	5	0
PINCONNING TWP TREASURER				
Vote for not more than 1				
WRITE-IN.	7	100.00	7	0
BANGOR TWP TREASURER				
Vote for not more than 1				
WRITE-IN.	14	100.00	8	6
HAMPTON TWP TREASURER				
Vote for not more than 1				
WRITE-IN.	8	100.00	3	5
MONITOR TWP TREASURER				
Vote for not more than 1				
WRITE-IN.	22	100.00	14	8
PORTSMOUTH TWP TREASURER				
Vote for not more than 1				
WRITE-IN.	4	100.00	3	1
WILLIAMS TWP TREASURER				
Vote for not more than 1				
WRITE-IN.	6	100.00	5	1
BEAVER TWP TRUSTEE				
Vote for not more than 2				
William Retzloff	52	100.00	32	20
WRITE-IN.	0		0	0
FRANKENLUST TWP TRUSTEE				
Vote for not more than 2				
James P. Begick	180	51.72	130	50
Samuel Britton.	168	48.28	125	43
WRITE-IN.	0		0	0
FRASER TWP TRUSTEE				
Vote for not more than 2				
WRITE-IN.	1	100.00	1	0

	TOTAL VOTES	%	ELECTION DAY	ABSENTEE BALL
GARFIELD TWP TRUSTEE				
Vote for not more than 2				
Leroy Day	29	43.28	29	0
Lee Deary II	38	56.72	38	0
WRITE-IN.	0		0	0
GIBSON TWP TRUSTEE				
Vote for not more than 2				
Suzette A. Rivard.	15	100.00	15	0
WRITE-IN.	0		0	0
KAWKAWLIN TWP TRUSTEE				
Vote for not more than 2				
WRITE-IN.	11	100.00	7	4
MERRITT TWP TRUSTEE				
Vote for not more than 2				
Cindy Mead	33	51.56	33	0
Bill Schumacher	31	48.44	31	0
WRITE-IN.	0		0	0
MT. FOREST TWP TRUSTEE				
Vote for not more than 2				
James Duley.	36	100.00	36	0
WRITE-IN.	0		0	0
PINCONNING TWP TRUSTEE				
Vote for not more than 2				
Dawn K. Beck	49	52.13	49	0
Vince J. LaFramboise.	45	47.87	45	0
WRITE-IN.	0		0	0
BANGOR TWP TRUSTEE				
Vote for not more than 4				
Scott A. Schisler.	256	100.00	114	142
WRITE-IN.	0		0	0
HAMPTON TWP TRUSTEE				
Vote for not more than 4				
WRITE-IN.	8	100.00	3	5
MONITOR TWP TRUSTEE				
Vote for not more than 4				
Gary A. Brandt.	319	52.55	133	186
Robert Walsh	287	47.28	117	170
WRITE-IN.	1	.16	1	0

	TOTAL VOTES	%	ELECTION DAY	ABSENTEE BALL
PORTSMOUTH TWP TRUSTEE				
Vote for not more than 4				
WRITE-IN.	9	100.00	5	4
WILLIAMS TWP TRUSTEE				
Vote for not more than 4				
Jason P. Gower.	137	52.90	88	49
Brian H. Jean	120	46.33	72	48
WRITE-IN.	2	.77	0	2
FRANKENLUST TWP CONSTABLE				
Vote for not more than 2				
Craig Appold	177	50.43	130	47
Rollan J. Berger	174	49.57	129	45
WRITE-IN.	0		0	0
MT. FOREST TWP CONSTABLE				
Vote for not more than 1				
WRITE-IN.	3	100.00	3	0
DELEGATE TO COUNTY CONVENTION AUBURN CITY, PCT 1				
Vote for not more than 5				
WRITE-IN.	15	100.00	11	4
DELEGATE TO COUNTY CONVENTION BAY CITY, W 1 PCT 1				
Vote for not more than 5				
WRITE-IN.	5	100.00	5	0
DELEGATE TO COUNTY CONVENTION BAY CITY, W 2 PCT 1				
Vote for not more than 6				
Zane R. Nobbs	38	43.68	19	19
Michael E. Wooley.	49	56.32	29	20
WRITE-IN.	0		0	0
DELEGATE TO COUNTY CONVENTION BAY CITY, W 3 PCT 1				
Vote for not more than 3				
Matthew Lance	26	100.00	16	10
WRITE-IN.	0		0	0
DELEGATE TO COUNTY CONVENTION BAY CITY, W 4 PCT 1				
Vote for not more than 4				
WRITE-IN.	4	100.00	1	3
DELEGATE TO COUNTY CONVENTION BAY CITY, W 5 PCT 1				
Vote for not more than 5				
WRITE-IN.	6	100.00	1	5

	TOTAL VOTES	%	ELECTION DAY	ABSENTEE &ALL
DELEGATE TO COUNTY CONVENTION BAY CITY, W 6 PCT 1				
Vote for not more than 4				
Randy Badgerow.	32	48.48	20	12
Susan Badgerow.	32	48.48	20	12
WRITE-IN.	2	3.03	0	2
DELEGATE TO COUNTY CONVENTION BAY CITY, W 7 PCT 1				
Vote for not more than 5				
WRITE-IN.	14	100.00	12	2
DELEGATE TO COUNTY CONVENTION BAY CITY, W 8 PCT 1				
Vote for not more than 4				
WRITE-IN.	4	100.00	4	0
DELEGATE TO COUNTY CONVENTION BAY CITY, W 9 PCT 1				
Vote for not more than 4				
WRITE-IN.	2	100.00	1	1
DELEGATE TO COUNTY CONVENTION ESSEXVILLE CITY, PCT 1				
Vote for not more than 4				
WRITE-IN.	8	100.00	2	6
DELEGATE TO COUNTY CONVENTION ESSEXVILLE CITY, PCT 2				
Vote for not more than 4				
Ashley R. Wrubel	35	92.11	18	17
WRITE-IN.	3	7.89	3	0
DELEGATE TO COUNTY CONVENTION MIDLAND CITY, W1 PCT 6				
Vote for not more than 1				
WRITE-IN.	0		0	0
DELEGATE TO COUNTY CONVENTION PINCONNING CITY, PCT 1				
Vote for not more than 2				
WRITE-IN.	4	100.00	4	0
DELEGATE TO COUNTY CONVENTION BANGOR TWP, PCT 1				
Vote for not more than 6				
WRITE-IN.	2	100.00	2	0
DELEGATE TO COUNTY CONVENTION BANGOR TWP, PCT 2				
Vote for not more than 7				
WRITE-IN.	0		0	0
DELEGATE TO COUNTY CONVENTION BANGOR TWP, PCT 3				
Vote for not more than 7				
WRITE-IN.	1	100.00	1	0

	TOTAL VOTES	%	ELECTION DAY	ABSENTEE BALL
DELEGATE TO COUNTY CONVENTION BANGOR TWP, PCT 4				
Vote for not more than 6				
Kersten Elizabeth Bond	64	100.00	19	45
WRITE-IN.	0		0	0
DELEGATE TO COUNTY CONVENTION BANGOR TWP, PCT 5				
Vote for not more than 6				
WRITE-IN.	1	100.00	1	0
DELEGATE TO COUNTY CONVENTION BANGOR TWP, PCT 6				
Vote for not more than 8				
WRITE-IN.	3	100.00	0	3
DELEGATE TO COUNTY CONVENTION BEAVER TWP, PCT 1				
Vote for not more than 9				
William F. Miller.	46	50.00	28	18
Kevin D. Retzloff.	46	50.00	27	19
WRITE-IN.	0		0	0
DELEGATE TO COUNTY CONVENTIDN FRANKENLUST TWP, PCT 1				
Vote for not more than 10				
WRITE-IN.	10	100.00	4	6
DELEGATE TO COUNTY CONVENTION FRASER TWP, PCT 1				
Vote for not more than 6				
Annette Vanderbrink	41	100.00	41	0
WRITE-IN.	0		0	0
DELEGATE TO COUNTY CONVENTION GARFIELD TWP, PCT 1				
Vote for not more than 3				
WRITE-IN.	5	100.00	5	0
DELEGATE TO COUNTY CONVENTION GIBSON TWP, PCT 1				
Vote for not more than 2				
Kevin G. Lorentz II	19	100.00	19	0
WRITE-IN.	0		0	0
DELEGATE TO COUNTY CONVENTION HAMPTON TWP, PCT 1				
Vote for not more than 4				
WRITE-IN.	1	100.00	1	0
DELEGATE TO COUNTY CONVENTION HAMPTON TWP, PCT 2				
Vote for not more than 5				
WRITE-IN.	5	100.00	0	5

	TOTAL VOTES	%	ELECTION DAY	ABSENTEE BALL
DELEGATE TO COUNTY CONVENTION HAMPTON TWP, PCT 3				
Vote for not more than 4				
WRITE-IN.	0		0	0
DELEGATE TO COUNTY CONVENTION HAMPTON TWP, PCT 4				
Vote for not more than 4				
WRITE-IN.	1	100.00	1	0
DELEGATE TO COUNTY CONVENTION HAMPTON TWP, PCT 5				
Vote for not more than 3				
WRITE-IN.	1	100.00	0	1
DELEGATE TO COUNTY CONVENTION KAWKAWLIN TWP, PCT 1				
Vote for not more than 5				
WRITE-IN.	1	100.00	1	0
DELEGATE TO COUNTY CONVENTION KAWKAWLIN TWP, PCT 2				
Vote for not more than 5				
WRITE-IN.	25	100.00	15	10
DELEGATE TO COUNTY CONVENTION MERRITT TWP, PCT 1				
Vote for not more than 4				
Aaron J. Baylis	35	100.00	35	0
WRITE-IN.	0		0	0
DELEGATE TO COUNTY CONVENTION MONITOR TWP, PCT 1				
Vote for not more than 3				
WRITE-IN.	2	100.00	2	0
DELEGATE TO COUNTY CONVENTION MONITOR TWP, PCT 2				
Vote for not more than 6				
Brent R. Smith.	56	45.90	20	36
Mary Bethany Smith	65	53.28	28	37
WRITE-IN.	1	.82	1	0
DELEGATE TO COUNTY CONVENTION MONITOR TWP, PCT 3				
Vote for not more than 5				
WRITE-IN.	0		0	0
DELEGATE TO COUNTY CONVENTION MONITOR TWP, PCT 4				
Vote for not more than 7				
WRITE-IN.	1	100.00	0	1

	TOTAL VOTES	%	ELECTION DAY	ABSENTEE BALL
DELEGATE TO COUNTY CONVENTION MONITOR TWP, PCT 5				
Vote for not more than 7				
Marjorie R. Begick	63	25.51	33	30
Vaughn J. Begick	63	25.51	33	30
Mary Ann Rankey	60	24.29	32	28
Robert A. Rankey	57	23.08	29	28
WRITE-IN.	4	1.62	1	3
DELEGATE TO COUNTY CONVENTION MONITOR TWP, PCT 6				
Vote for not more than 5				
WRITE-IN.	15	100.00	5	10
DELEGATE TO COUNTY CONVENTION MT. FOREST TWP, PCT 1				
Vote for not more than 3				
WRITE-IN.	2	100.00	2	0
DELEGATE TO COUNTY CONVENTION PINCONNING TWP, PCT 1				
Vote for not more than 4				
WRITE-IN.	10	100.00	10	0
DELEGATE TO COUNTY CONVENTION PORTSMOUTH TWP, PCT 1				
Vote for not more than 3				
WRITE-IN.	3	100.00	0	3
DELEGATE TO COUNTY CONVENTION PORTSMOUTH TWP, PCT 2				
Vote for not more than 4				
WRITE-IN.	5	100.00	5	0
DELEGATE TO COUNTY CONVENTION WILLIAMS TWP, PCT 1				
Vote for not more than 6				
Gilbert G. Bartz	77	25.33	52	25
Cindi R. Horneber.	76	25.00	51	25
Brian H. Jean	73	24.01	48	25
Mark G. Wood	76	25.00	51	25
WRITE-IN.	2	.66	1	1
DELEGATE TO COUNTY CONVENTION WILLIAMS TWP, PCT 2				
Vote for not more than 4				
WRITE-IN.	4	100.00	0	4
DELEGATE TO COUNTY CONVENTION WILLIAMS TWP, PCT 3				
Vote for not more than 2				
WRITE-IN.	2	100.00	2	0

	TOTAL VOTES	%	ELECTION DAY	ABSENTEE BALL
REPRESENTATIVE IN CONGRESS 5TH DISTRICT				
Vote for not more than 1				
Daniel T. Kildee	13,279	99.53	8,256	5,023
WRITE-IN.	63	.47	58	5
REPRESENTATIVE IN STATE LEGISLATURE 96TH DISTRICT				
Vote for not more than 1				
Brian J. DuFresne.	1,751	13.67	1,014	737
Brian K. Elder.	5,971	46.62	3,309	2,662
Donald Tilley	5,059	39.50	3,303	1,756
WRITE-IN.	28	.22	25	3
REPRESENTATIVE IN STATE LEGISLATURE 98TH DISTRICT				
Vote for not more than 1				
Geoff Malicoat.	1,762	99.55	1,453	309
WRITE-IN.	8	.45	8	0
COUNTY EXECUTIVE				
Vote for not more than 1				
Jim Barcia	9,110	56.17	5,762	3,348
Tom Hickner.	6,178	38.09	3,915	2,263
Mark McFarlin	909	5.60	554	355
WRITE-IN.	21	.13	19	2
PROSECUTING ATTORNEY				
Vote for not more than 1				
Nancy E. Borushko.	8,132	52.69	5,064	3,068
Marcus Garske	7,266	47.07	4,712	2,554
WRITE-IN.	37	.24	32	5
SHERIFF				
Vote for not more than 1				
Troy Cunningham	9,082	56.70	5,498	3,584
Robert C. Lee	3,042	18.99	1,935	1,107
Terry Spencer	3,882	24.24	2,718	1,164
WRITE-IN.	12	.07	8	4
CLERK				
Vote for not more than 1				
Cynthia A. Luczak.	13,252	99.57	8,250	5,002
WRITE-IN.	57	.43	48	9
TREASURER				
Vote for not more than 1				
Richard F. Brzezinski	12,515	99.61	7,742	4,773
WRITE-IN.	49	.39	40	9

	TOTAL VOTES	%	ELECTION DAY	ABSENTEE BALL
REGISTER OF DEEDS				
Vote for not more than 1				
Kellie Bodrie	6,376	45.02	3,972	2,404
Brandon Krause	7,753	54.74	4,948	2,805
WRITE-IN	35	.25	32	3
COUNTY ROAD COMMISSIONER				
Vote for not more than 1				
Patrick Beson	12,557	99.45	7,826	4,731
WRITE-IN	70	.55	49	21
DRAIN COMMISSIONER				
Vote for not more than 1				
Joseph Rivet	12,186	99.46	7,507	4,679
WRITE-IN	66	.54	52	14
COUNTY COMMISSIONER 1ST DISTRICT				
Vote for not more than 1				
Michael Duranczyk	1,342	99.33	1,196	146
WRITE-IN	9	.67	8	1
COUNTY COMMISSIONER 2ND DISTRICT				
Vote for not more than 1				
H. Dee Bishop	642	27.07	413	229
Ernie Krygier Jr.	1,719	72.47	977	742
WRITE-IN	11	.46	11	0
COUNTY COMMISSIONER 3RD DISTRICT				
Vote for not more than 1				
Abel Torres	1,883	99.63	1,023	860
WRITE-IN	7	.37	6	1
COUNTY COMMISSIONER 4TH DISTRICT				
Vote for not more than 1				
Kim J. Coonan	1,113	54.69	678	435
Thomas A. Matuszewski	920	45.21	609	311
WRITE-IN	2	.10	2	0
COUNTY COMMISSIONER 5TH DISTRICT				
Vote for not more than 1				
Thomas M. Herek	1,681	99.47	922	759
WRITE-IN	9	.53	8	1
COUNTY COMMISSIONER 6TH DISTRICT				
Vote for not more than 1				
Steve Goss	681	43.77	482	199
Tom Ryder	865	55.59	573	292
WRITE-IN	10	.64	8	2

	TOTAL VOTES	%	ELECTION DAY	ABSENTEE BALL
COUNTY COMMISSIONER 7TH DISTRICT				
Vote for not more than 1				
Michael E. Lutz	2,006	99.50	1,023	983
WRITE-IN.	10	.50	7	3
BEAVER TWP SUPERVISOR				
Vote for not more than 1				
Steve Gray	293	58.60	217	76
Ross A. Robbins	207	41.40	134	73
WRITE-IN.	0		0	0
FRANKENLUST TWP SUPERVISOR				
Vote for not more than 1				
WRITE-IN.	12	100.00	5	7
FRASER TWP SUPERVISOR				
Vote for not more than 1				
Mark Galus	287	99.31	287	0
WRITE-IN.	2	.69	2	0
GARFIELD TWP SUPERVISOR				
Vote for not more than 1				
Thomas Boetefuer	115	47.33	115	0
James A. Dubay.	127	52.26	127	0
WRITE-IN.	1	.41	1	0
GIBSON TWP SUPERVISOR				
Vote for not more than 1				
Laura Reynolds.	88	100.00	88	0
WRITE-IN.	0		0	0
KAWKAWLIN TWP SUPERVISOR				
Vote for not more than 1				
Dennis J. Bragiel.	563	98.77	301	262
WRITE-IN.	7	1.23	6	1
MERRITT TWP SUPERVISOR				
Vote for not more than 1				
David Schabel	189	99.47	189	0
WRITE-IN.	1	.53	1	0
MT. FOREST TWP SUPERVISOR				
Vote for not more than 1				
WRITE-IN.	5	100.00	5	0

	TOTAL VOTES	%	ELECTION DAY	ABSENTEE BALL
PINCONNING TWP SUPERVISOR				
Vote for not more than 1				
Sharon Stalsberg	204	98.55	204	0
WRITE-IN.	3	1.45	3	0
BANGOR TWP SUPERVISOR				
Vote for not more than 1				
Colleen M. Maillette.	1,184	48.68	769	415
Glenn Rowley	1,246	51.23	738	508
WRITE-IN.	2	.08	2	0
HAMPTON TWP SUPERVISOR				
Vote for not more than 1				
Steve Wisniewski	1,287	99.92	538	749
WRITE-IN.	1	.08	1	0
MONITOR TWP SUPERVISOR				
Vote for not more than 1				
Earl E. Arnold.	460	23.51	258	202
James E. Bellor	494	25.24	289	205
Kenneth M. Malkin.	998	51.00	503	495
WRITE-IN.	5	.26	3	2
PORTSMOUTH TWP SUPERVISOR				
Vote for not more than 1				
Robert J. Pawlak	542	99.63	311	231
WRITE-IN.	2	.37	2	0
WILLIAMS TWP SUPERVISOR				
Vote for not more than 1				
Douglas K. Behmlander	262	48.79	162	100
Paul M. Wasek	272	50.65	173	99
WRITE-IN.	3	.56	3	0
BEAVER TWP CLERK				
Vote for not more than 1				
Stacey M. Mieske	309	97.78	212	97
WRITE-IN.	7	2.22	7	0
FRANKENLUST TWP CLERK				
Vote for not more than 1				
WRITE-IN.	13	100.00	4	9
FRASER TWP CLERK				
Vote for not more than 1				
WRITE-IN.	17	100.00	17	0

	TOTAL VOTES	%	ELECTION DAY	ABSENTEE BALL
GARFIELD TWP CLERK				
Vote for not more than 1				
WRITE-IN.	8	100.00	8	0
GIBSON TWP CLERK				
Vote for not more than 1				
Christine Cousineau	81	100.00	81	0
WRITE-IN.	0		0	0
KAWKAWLIN TWP CLERK				
Vote for not more than 1				
Gregory A. Petrimoulx	549	99.28	296	253
WRITE-IN.	4	.72	4	0
MERRITT TWP CLERK				
Vote for not more than 1				
WRITE-IN.	7	100.00	7	0
MT. FOREST TWP CLERK				
Vote for not more than 1				
Crystal Dodge	78	100.00	78	0
WRITE-IN.	0		0	0
PINCONNING TWP CLERK				
Vote for not more than 1				
Beverlene Hribek	201	99.01	201	0
WRITE-IN.	2	.99	2	0
BANGOR TWP CLERK				
Vote for not more than 1				
Dawn Bublitz	1,973	99.75	1,175	798
WRITE-IN.	5	.25	5	0
HAMPTON TWP CLERK				
Vote for not more than 1				
Pamela J. Wright	1,313	99.85	542	771
WRITE-IN.	2	.15	1	1
MONITOR TWP CLERK				
Vote for not more than 1				
Cindy L. Kowalski.	1,620	99.82	838	782
WRITE-IN.	3	.18	1	2
PORTSMOUTH TWP CLERK				
Vote for not more than 1				
Judith F. Bukowski	550	99.46	316	234
WRITE-IN.	3	.54	2	1

	TOTAL VOTES	%	ELECTION DAY	ABSENTEE BALL
WILLIAMS TWP CLERK				
Vote for not more than 1				
Linda K. Vanherweg	426	99.30	259	167
WRITE-IN.	3	.70	2	1
BEAVER TWP TREASURER				
Vote for not more than 1				
Judy Bruzewski.	315	97.83	214	101
WRITE-IN.	7	2.17	7	0
FRANKENLUST TWP TREASURER				
Vote for not more than 1				
WRITE-IN.	9	100.00	4	5
FRASER TWP TREASURER				
Vote for not more than 1				
Shelly Hadd.	291	99.66	291	0
WRITE-IN.	1	.34	1	0
GARFIELD TWP TREASURER				
Vote for not more than 1				
Brenda Satkowiak	211	98.60	211	0
WRITE-IN.	3	1.40	3	0
GIBSON TWP TREASURER				
Vote for not more than 1				
Kim Kroczaleski	85	100.00	85	0
WRITE-IN.	0		0	0
KAWKAWLIN TWP TREASURER				
Vote for not more than 1				
Alice Curphy	226	31.52	132	94
Melissa Klass	491	68.48	258	233
WRITE-IN.	0		0	0
MERRITT TWP TREASURER				
Vote for not more than 1				
WRITE-IN.	6	100.00	6	0
MT. FOREST TWP TREASURER				
Vote for not more than 1				
Linda A. Hoffman	59	64.84	59	0
Karen Tanney	31	34.07	31	0
WRITE-IN.	1	1.10	1	0

	TOTAL VOTES	%	ELECTION DAY	ABSENTEE BALL
PINCONNING TWP TREASURER				
Vote for not more than 1				
John Switek.	190	100.00	190	0
WRITE-IN.	0		0	0
BANGOR TWP TREASURER				
Vote for not more than 1				
Karie Wardynski	1,864	99.52	1,100	764
WRITE-IN.	9	.48	8	1
HAMPTON TWP TREASURER				
Vote for not more than 1				
Donna K. Samyn.	1,295	99.77	533	762
WRITE-IN.	3	.23	3	0
MONITOR TWP TREASURER				
Vote for not more than 1				
Sue Pike.	1,641	99.51	852	789
WRITE-IN.	8	.49	6	2
PORTSMOUTH TWP TREASURER				
Vote for not more than 1				
Kevin Kokaly	539	99.81	312	227
WRITE-IN.	1	.19	1	0
WILLIAMS TWP TREASURER				
Vote for not more than 1				
Connie Hoverman	440	100.00	267	173
WRITE-IN.	0		0	0
BEAVER TWP TRUSTEE				
Vote for not more than 2				
Kenneth Beaudin	244	35.62	151	93
Thomas J. Duch.	151	22.04	94	57
Nick Scott Tomczak	288	42.04	206	82
WRITE-IN.	2	.29	2	0
FRANKENLUST TWP TRUSTEE				
Vote for not more than 2				
WRITE-IN.	9	100.00	2	7
FRASER TWP TRUSTEE				
Vote for not more than 2				
George L. Augustyniak	228	47.20	228	0
Renee L. Rugenstein	255	52.80	255	0
WRITE-IN.	0		0	0

	TOTAL VOTES	%	ELECTION DAY	ABSENTEE BALL
GARFIELD TWP TRUSTEE				
Vote for not more than 2				
Gerald A. Rivard	204	97.61	204	0
WRITE-IN.	5	2.39	5	0
GIBSON TWP TRUSTEE				
Vote for not more than 2				
Alfred E. Dixon Sr.	55	41.04	55	0
Terry Whitney	79	58.96	79	0
WRITE-IN.	0		0	0
KAWKAWLIN TWP TRUSTEE				
Vote for not more than 2				
John E. Klass	317	28.82	151	166
Ken MacConnell.	372	33.82	206	166
Melvin McNally.	408	37.09	217	191
WRITE-IN.	3	.27	1	2
MERRITT TWP TRUSTEE				
Vote for not more than 2				
Kurt DuRussel	166	98.81	166	0
WRITE-IN.	2	1.19	2	0
MT. FOREST TWP TRUSTEE				
Vote for not more than 2				
Donald Galloner	82	98.80	82	0
WRITE-IN.	1	1.20	1	0
PINCONNING TWP TRUSTEE				
Vote for not more than 2				
Sandra A. Harrow	176	44.90	176	0
Ron Hus	127	32.40	127	0
Allan Thompson.	89	22.70	89	0
WRITE-IN.	0		0	0
BANGOR TWP TRUSTEE				
Vote for not more than 4				
Ken Bailey	1,121	17.25	655	466
Howard Eagle	1,338	20.59	788	550
Neil Froncek	1,439	22.15	844	595
Rich Phelps.	1,391	21.41	842	549
Floyd Willett	1,196	18.41	726	470
WRITE-IN.	13	.20	11	2

	TOTAL VOTES	%	ELECTION DAY	ABSENTEE BALL
HAMPTON TWP TRUSTEE				
Vote for not more than 4				
Tony Brey	582	10.85	302	280
Fran DeWyse.	1,014	18.90	399	615
Wayne S. Esterhai.	826	15.40	295	531
Tom Foret	1,002	18.68	433	569
Paul J. Hugo	1,112	20.73	461	651
Donald Klass	827	15.42	293	534
WRITE-IN.	1	.02	0	1
MONITOR TWP TRUSTEE				
Vote for not more than 4				
Ken Dubay	941	17.36	485	456
Paul Guzdzial	1,020	18.82	531	489
Elaine M. Kochany.	1,167	21.54	558	609
Terry R. Miller	1,039	19.17	519	520
Bill Reder	1,250	23.07	651	599
WRITE-IN.	2	.04	1	1
PORTSMOUTH TWP TRUSTEE				
Vote for not more than 4				
James J. Banaszak.	421	24.29	235	186
Nance Corrion	420	24.24	228	192
Barbara A. Pett	436	25.16	243	193
Gene Van Driessche	445	25.68	237	208
WRITE-IN.	11	.63	9	2
WILLIAMS TWP TRUSTEE				
Vote for not more than 4				
Thomas W. Paige	346	25.40	203	143
James E. Plant.	317	23.27	181	136
Tom Putt.	337	24.74	200	137
Al Wisniewski	361	26.51	208	153
WRITE-IN.	1	.07	1	0
FRANKENLUST TWP CONSTABLE				
Vote for not more than 2				
WRITE-IN.	12	100.00	5	7
MT. FOREST TWP CONSTABLE				
Vote for not more than 1				
Edmund Ososki	80	100.00	80	0
WRITE-IN.	0		0	0
DELEGATE TO COUNTY CONVENTION AUBURN CITY, PCT 1				
Vote for not more than 5				
WRITE-IN.	6	100.00	6	0

	TOTAL VOTES	%	ELECTION DAY	ABSENTEE BALL
DELEGATE TO COUNTY CONVENTION BAY CITY, W 1 PCT 1				
Vote for not more than 11				
Jesse H. Dockett	149	16.80	90	59
Laura Dockett	171	19.28	100	71
Mary Hennessy	228	25.70	150	78
Edna H. Kay-Simons	154	17.36	98	56
Eric Sansburn	180	20.29	120	60
WRITE-IN.	5	.56	3	2
DELEGATE TO COUNTY CONVENTION BAY CITY, W 2 PCT 1				
Vote for not more than 12				
Joy Butler	211	12.83	155	56
Mary L. Donnelly	253	15.39	187	66
Michael Meeth	204	12.41	149	55
Richard Meeth	229	13.93	167	62
Laura Ogar	205	12.47	148	57
David M. Terrasi	282	17.15	210	72
Brandy Tilley	253	15.39	195	58
WRITE-IN.	7	.43	5	2
DELEGATE TO COUNTY CONVENTION BAY CITY, W 3 PCT 1				
Vote for not more than 10				
Kurt Legner.	195	28.18	131	64
Wendy Legner	167	24.13	105	62
Andrew Niedzinski.	171	24.71	103	68
Kristine Niedzinski	155	22.40	86	69
WRITE-IN.	4	.58	4	0
DELEGATE TO COUNTY CONVENTION BAY CITY, W 4 PCT 1				
Vote for not more than 10				
WRITE-IN.	9	100.00	2	7
DELEGATE TO COUNTY CONVENTION BAY CITY, W 5 PCT 1				
Vote for not more than 15				
Joe Acosta Jr..	245	17.24	128	117
Stan Bromberg	347	24.42	157	190
Jim Irving	350	24.63	170	180
Forrest J. Robison	232	16.33	118	114
Derek John Taylor.	241	16.96	126	115
WRITE-IN.	6	.42	3	3
DELEGATE TO COUNTY CONVENTION BAY CITY, W 6 PCT 1				
Vote for not more than 11				
Kelly Coates	185	36.20	110	75
Raul Guzman.	157	30.72	96	61
Eileen Ann Marshall	157	30.72	93	64
WRITE-IN.	12	2.35	10	2

	TOTAL VOTES	%	ELECTION DAY	ABSENTEE	BALL
DELEGATE TO COUNTY CONVENTION BAY CITY, W 7 PCT 1					
Vote for not more than 12					
WRITE-IN.	28	100.00	13	15	
DELEGATE TO COUNTY CONVENTION BAY CITY, W 8 PCT 1					
Vote for not more than 11					
Michael J. Buda	226	12.44	141	85	
Sandra K. Buda.	198	10.90	123	75	
Bridgette Clements	191	10.52	115	76	
Edward Clements	230	12.67	139	91	
Judy K. Condon.	180	9.91	115	65	
Logan Krause	188	10.35	124	64	
John E. Miller.	203	11.18	127	76	
Lori L. Redmond	191	10.52	118	73	
Robert J. Redmond.	203	11.18	126	77	
WRITE-IN.	6	.33	5	1	
DELEGATE TO COUNTY CONVENTION BAY CITY, W 9 PCT 1					
Vote for not more than 13					
WRITE-IN.	60	100.00	13	47	
DELEGATE TO COUNTY CONVENTION ESSEXVILLE CITY, PCT 1					
Vote for not more than 7					
Terry C. Mercer	198	48.89	102	96	
Shawna S. Walraven	204	50.37	106	98	
WRITE-IN.	3	.74	3	0	
DELEGATE TO COUNTY CONVENTION ESSEXVILLE CITY, PCT 2					
Vote for not more than 6					
WRITE-IN.	8	100.00	7	1	
DELEGATE TO COUNTY CONVENTION MIDLAND CITY, W1 PCT 6					
Vote for not more than 1					
WRITE-IN.	0		0	0	
DELEGATE TO COUNTY CONVENTION PINCONNING CITY, PCT 1					
Vote for not more than 4					
Jennifer L. DeLorge	64	43.84	64	0	
Michael J. Duranczyk.	74	50.68	74	0	
WRITE-IN.	8	5.48	8	0	
DELEGATE TO COUNTY CONVENTION BANGOR TWP, PCT 1					
Vote for not more than 6					
WRITE-IN.	8	100.00	7	1	

	TOTAL VOTES	%	ELECTION DAY	ABSENTEE BALL
DELEGATE TO COUNTY CONVENTION BANGOR TWP, PCT 2				
Vote for not more than 8				
Matt Beaver.	297	98.34	169	128
WRITE-IN.	5	1.66	4	1
DELEGATE TO COUNTY CONVENTION BANGOR TWP, PCT 3				
Vote for not more than 8				
WRITE-IN.	11	100.00	3	8
DELEGATE TO COUNTY CONVENTION BANGOR TWP, PCT 4				
Vote for not more than 8				
Bethany Robinson	182	33.58	95	87
Pedro Santos	176	32.47	83	93
Diane Yaworski.	183	33.76	89	94
WRITE-IN.	1	.18	1	0
DELEGATE TO COUNTY CONVENTION BANGOR TWP, PCT 5				
Vote for not more than 11				
Chris Espinoza.	199	23.95	97	102
Jeff Mayes	396	47.65	248	148
Dennis Pilarski	234	28.16	115	119
WRITE-IN.	2	.24	0	2
DELEGATE TO COUNTY CONVENTION BANGOR TWP, PCT 6				
Vote for not more than 8				
Jayson Hoppe	213	36.35	124	89
Cynthia A. Luczak.	364	62.12	224	140
WRITE-IN.	9	1.54	9	0
DELEGATE TO COUNTY CONVENTION BEAVER TWP, PCT 1				
Vote for not more than 8				
WRITE-IN.	5	100.00	4	1
DELEGATE TO COUNTY CONVENTION FRANKENLUST TWP, PCT 1				
Vote for not more than 9				
Mark A. Bauer	193	17.39	104	89
Jacob Bennett	171	15.41	92	79
Michael F. Halstead	184	16.58	99	85
Rosa Holliday	189	17.03	98	91
John P. Kellerman.	183	16.49	100	83
Mitchell P. Kellerman	184	16.58	99	85
WRITE-IN.	6	.54	0	6
DELEGATE TO COUNTY CONVENTION FRASER TWP, PCT 1				
Vote for not more than 12				
WRITE-IN.	26	100.00	26	0

	TOTAL VOTES	%	ELECTION DAY	ABSENTEE BALL
DELEGATE TO COUNTY CONVENTION GARFIELD TWP, PCT 1				
Vote for not more than 6				
WRITE-IN.	3	100.00	3	0
DELEGATE TO COUNTY CONVENTION GIBSON TWP, PCT 1				
Vote for not more than 3				
WRITE-IN.	4	100.00	4	0
DELEGATE TO COUNTY CONVENTION HAMPTON TWP, PCT 1				
Vote for not more than 5				
William Borch Jr..	120	33.71	51	69
Troy A. Stewart	124	34.83	51	73
Doug Trerice	111	31.18	39	72
WRITE-IN.	1	.28	1	0
DELEGATE TO COUNTY CONVENTIDN HAMPTON TWP, PCT 2				
Vote for not more than 6				
John T. Andrus.	209	33.44	74	135
Amber Davis Johnson	1B9	30.24	66	123
Debra Russell	219	35.04	82	137
WRITE-IN.	8	1.28	3	5
DELEGATE TO COUNTY CONVENTION HAMPTON TWP, PCT 3				
Vote for not more than 7				
WRITE-IN.	3	100.00	2	1
DELEGATE TO COUNTY CONVENTION HAMPTON TWP, PCT 4				
Vote for not more than 6				
Harold Howard III.	208	16.05	81	127
Kathryn Pilarski	228	17.59	91	137
Robert Pilarski	222	17.13	84	138
Jeffrey Simon	204	15.74	78	126
Kathy A. Taylor	220	16.98	91	129
Robert C. Taylor	212	16.36	85	127
WRITE-IN.	2	.15	0	2
DELEGATE TO COUNTY CONVENTION HAMPTON TWP, PCT 5				
Vote for not more than 5				
Holly Kukla.	162	36.65	68	94
Brooke Peters	144	32.58	65	79
Justin Peters	136	30.77	59	77
WRITE-IN.	0		0	0
DELEGATE TO COUNTY CONVENTION KAWKAWLIN TWP, PCT 1				
Vote for not more than 8				
James E. Davison	281	99.29	147	134
WRITE-IN.	2	.71	2	0

	TOTAL VOTES	%	ELECTION DAY	ABSENTEE BALL
DELEGATE TO COUNTY CONVENTION KAWKAWLIN TWP, PCT 2				
Vote for not more than 7				
Alfred E. LaPan	209	40.98	112	97
Bryan D. Ventrone.	144	28.24	78	66
David Ventrone.	155	30.39	78	77
WRITE-IN.	2	.39	1	1
DELEGATE TO COUNTY CONVENTION MERRITT TWP, PCT 1				
Vote for not more than 5				
WRITE-IN.	2	100.00	2	0
DELEGATE TO COUNTY CONVENTION MONITOR TWP, PCT 1				
Vote for not more than 4				
WRITE-IN.	9	100.00	2	7
DELEGATE TO COUNTY CONVENTION MONITOR TWP, PCT 2				
Vote for not more than 8				
Robert Atha.	245	32.84	133	112
Brent Pilarski.	268	35.92	160	108
Jeffrey C. Pilarski	224	30.03	121	103
WRITE-IN.	9	1.21	3	6
DELEGATE TO COUNTY CONVENTION MONITOR TWP, PCT 3				
Vote for not more than 6				
Patti Shorkey	271	100.00	151	120
WRITE-IN.	0		0	0
DELEGATE TO COUNTY CONVENTION MONITOR TWP, PCT 4				
Vote for not more than 9				
WRITE-IN.	5	100.00	0	5
DELEGATE TO COUNTY CONVENTION MONITOR TWP, PCT 5				
Vote for not more than 9				
Gregory A. Blair	212	52.35	119	93
Stephen Taylor.	192	47.41	98	94
WRITE-IN.	1	.25	1	0
DELEGATE TO COUNTY CONVENTION MONITOR TWP, PCT 6				
Vote for not more than 6				
Nancy Hickner	148	46.11	85	63
Kenneth M. Malkin.	171	53.27	102	69
WRITE-IN.	2	.62	2	0
DELEGATE TO COUNTY CONVENTION MT. FOREST TWP, PCT 1				
Vote for not more than 4				
WRITE-IN.	2	100.00	2	0

	TOTAL VOTES	%	ELECTION DAY	ABSENTEE BALL
DELEGATE TO COUNTY CONVENTION PINCONNING TWP, PCT 1				
Vote for not more than 7				
Connie M. Pierson.	147	25.52	147	0
Janice Pierson.	134	23.26	134	0
Robert Pierson.	136	23.61	136	0
Thomas R. Wehr.	158	27.43	158	0
WRITE-IN.	1	.17	1	0
DELEGATE TO COUNTY CONVENTION PORTSMOUTH TWP, PCT 1				
Vote for not more than 5				
Michael T. Bollman	138	33.09	79	59
Chris Taylor	130	31.18	74	56
Michelle Taylor	146	35.01	82	64
WRITE-IN.	3	.72	3	0
DELEGATE TO COUNTY CONVENTION PORTSMOUTH TWP, PCT 2				
Vote for not more than 8				
Donald Goulet	279	56.36	151	128
Clete E. VanSnepson	208	42.02	95	113
WRITE-IN.	8	1.62	8	0
DELEGATE TO COUNTY CONVENTION WILLIAMS TWP, PCT 1				
Vote for not more than 8				
Jacquob Littlejohn	195	97.01	137	58
WRITE-IN.	6	2.99	6	0
DELEGATE TO COUNTY CONVENTION WILLIAMS TWP, PCT 2				
Vote for not more than 5				
WRITE-IN.	7	100.00	7	0
DELEGATE TO COUNTY CONVENTION WILLIAMS TWP, PCT 3				
Vote for not more than 2				
WRITE-IN.	0		0	0

	TOTAL VOTES	%	ELECTION DAY	ABSENTEE BALL
MERRITT TWP, PCT 1 ROAD MIL PROP				
Vote for not more than 1				
YES	199	80.57	199	0
NO.	48	19.43	48	0
FRASER TWP, PCT 1 ROAD MIL RENEWAL PROP				
Vote for not more than 1				
YES	287	68.50	287	0
NO.	132	31.50	132	0
FRASER TWP FIRE MIL RENEWAL PROP				
Vote for not more than 1				
YES	330	79.52	330	0
NO.	85	20.48	85	0
MT. FOREST TWP, PCT 1 FIRE DEPT PROT MIL RENWL				
Vote for not more than 1				
YES	93	75.00	93	0
NO.	31	25.00	31	0
MONITOR TWP FIRE/POLICE MIL RENEWAL				
Vote for not more than 1				
YES	1,924	83.58	955	969
NO.	378	16.42	210	168
FRANKENLUST 1B MIL RENWL PROP BUILDING/SINKAGE				
Vote for not more than 1				
YES	10	41.67	7	3
NO.	14	58.33	8	6

PRECINCT REPORT

BAY COUNTY, MICHIGAN
PRIMARY ELECTION
AUGUST 2, 2016
STATISTICS

OFFICIAL RESULTS

RUN DATE:08/06/16 09:08 AM

0001 Auburn City Pct 1

	VOTES	PERCENT
REGISTERED VOTERS - TOTAL	1511	
BALLOTS CAST - TOTAL	348	
BALLOTS CAST - REPUBLICAN	75	21.55
BALLOTS CAST - DEMOCRATIC	238	68.39
BALLOTS CAST - NONPARTISAN	35	10.06
BALLOTS CAST - CROSSOVER	34	9.77
VOTER TURNOUT - TOTAL		23.03

0001 Auburn City Pct 1

	VOTES	PERCENT
REPRESENTATIVE IN CONGRESS 5TH DISTRICT		
Vote for not more than 1		
Al Hardwick.	71	100.00
WRITE-IN.	0	
REPRESENTATIVE IN STATE LEGISLATURE 98TH DISTRICT		
Vote for not more than 1		
Gary Glenn	73	98.65
WRITE-IN.	1	1.35
COUNTY EXECUTIVE		
Vote for not more than 1		
WRITE-IN.	9	100.00
PROSECUTING ATTORNEY		
Vote for not more than 1		
WRITE-IN.	7	100.00
SHERIFF		
Vote for not more than 1		
Jason Holsapple	61	100.00
WRITE-IN.	0	
CLERK		
Vote for not more than 1		
WRITE-IN.	8	100.00
TREASURER		
Vote for not more than 1		
WRITE-IN.	7	100.00
REGISTER OF DEEDS		
Vote for not more than 1		
WRITE-IN.	7	100.00
COUNTY ROAD COMMISSIONER		
Vote for not more than 1		
Michael Rivard.	65	100.00
WRITE-IN.	0	
DRAIN COMMISSIONER		
Vote for not more than 1		
Nelson Hans Niederer.	63	100.00
WRITE-IN.	0	

	VOTES	PERCENT
COUNTY COMMISSIONER 3RD DISTRICT		
Vote for not more than 1		
Vaughn J. Begick	68	100.00
WRITE-IN.	0	
DELEGATE TO COUNTY CONVENTION AUBURN CITY, PCT 1		
Vote for not more than 5		
WRITE-IN.	15	100.00

0001 Auburn City Pct 1

	VOTES	PERCENT
REPRESENTATIVE IN CONGRESS 5TH OISTRICT		
Vote for not more than 1		
Daniel T. Kildee	193	98.47
WRITE-IN.	3	1.53
REPRESENTATIVE IN STATE LEGISLATURE 98TH DISTRICT		
Vote for not more than 1		
Geoff Malicoat.	174	99.43
WRITE-IN.	1	.57
COUNTY EXECUTIVE		
Vote for not more than 1		
Jim Barcia	158	67.81
Tom Hickner.	63	27.04
Mark McFarlin	12	5.15
WRITE-IN.	0	
PROSECUTING ATTORNEY		
Vote for not more than 1		
Nancy E. Borushko.	119	54.34
Marcus Garske	100	45.66
WRITE-IN.	0	
SHERIFF		
Vote for not more than 1		
Troy Cunningham	151	64.26
Robert C. Lee	28	11.91
Terry Spencer	56	23.83
WRITE-IN.	0	
CLERK		
Vote for not more than 1		
Cynthia A. Luczak.	196	100.00
WRITE-IN.	0	
TREASURER		
Vote for not more than 1		
Richard F. Brzezinski	184	100.00
WRITE-IN.	0	
REGISTER OF DEEDS		
Vote for not more than 1		
Kellie Bodrie	96	48.24
Brandon Krause.	102	51.26
WRITE-IN.	1	.50

	VOTES	PERCENT
COUNTY ROAD COMMISSIONER		
Vote for not more than 1		
Patrick Beson	180	99.45
WRITE-IN.	1	.55
DRAIN COMMISSIONER		
Vote for not more than 1		
Joseph Rivet	181	99.45
WRITE-IN.	1	.55
COUNTY COMMISSIONER 3RD DISTRICT		
Vote for not more than 1		
Abel Torres.	170	100.00
WRITE-IN.	0	
DELEGATE TO COUNTY CONVENTION AUBURN CITY, PCT 1		
Vote for not more than 5		
WRITE-IN.	6	100.00

PRECINCT REPORT

BAY COUNTY, MICHIGAN
PRIMARY ELECTION
AUGUST 2, 2016
STATISTICS

OFFICIAL RESULTS

RUN DATE:08/06/16 09:08 AM

0002 Bay City Ward 1 Pct 1

	VOTES	PERCENT
REGISTERED VOTERS - TOTAL	2513	
BALLOTS CAST - TOTAL	578	
BALLOTS CAST - REPUBLICAN	41	7.09
BALLOTS CAST - DEMOCRATIC	504	87.20
BALLOTS CAST - NONPARTISAN	33	5.71
BALLOTS CAST - CROSSOVER	33	5.71
VOTER TURNOUT - TOTAL		23.00

0002 Bay City Ward 1 Pct 1

	VOTES	PERCENT
REPRESENTATIVE IN CONGRESS 5TH DISTRICT		
Vote for not more than 1		
Al Hardwick.	41	100.00
WRITE-IN.	0	
REPRESENTATIVE IN STATE LEGISLATURE 96TH DISTRICT		
Vote for not more than 1		
David Scholl	41	100.00
WRITE-IN.	0	
COUNTY EXECUTIVE		
Vote for not more than 1		
WRITE-IN.	5	100.00
PROSECUTING ATTORNEY		
Vote for not more than 1		
WRITE-IN.	6	100.00
SHERIFF		
Vote for not more than 1		
Jason Holsapple	39	100.00
WRITE-IN.	0	
CLERK		
Vote for not more than 1		
WRITE-IN.	5	100.00
TREASURER		
Vote for not more than 1		
WRITE-IN.	4	100.00
REGISTER OF DEEDS		
Vote for not more than 1		
WRITE-IN.	4	100.00
COUNTY ROAD COMMISSIONER		
Vote for not more than 1		
Michael Rivard.	37	100.00
WRITE-IN.	0	
DRAIN COMMISSIONER		
Vote for not more than 1		
Nelson Hans Niederer.	36	100.00
WRITE-IN.	0	

	VOTES	PERCENT
COUNTY COMMISSIONER 6TH DISTRICT		
Vote for not more than 1		
Christopher J. Shannon	35	100.00
WRITE-IN.	0	
DELEGATE TO COUNTY CONVENTION BAY CITY, W 1 PCT 1		
Vote for not more than 5		
WRITE-IN.	5	100.00

PRECINCT REPORT

BAY COUNTY, MICHIGAN
PRIMARY ELECTION
AUGUST 2, 2016
Democratic

OFFICIAL RESULTS

RUN DATE:08/06/16 09:08 AM

0002 Bay City Ward 1 Pct 1

	VOTES	PERCENT
REPRESENTATIVE IN CONGRESS 5TH DISTRICT		
Vote for not more than 1		
Daniel T. Kildee	419	98.82
WRITE-IN.	5	1.18
REPRESENTATIVE IN STATE LEGISLATURE 96TH DISTRICT		
Vote for not more than 1		
Brian J. DuFresne.	58	12.24
Brian K. Elder.	232	48.95
Donald Tilley	182	38.40
WRITE-IN.	2	.42
COUNTY EXECUTIVE		
Vote for not more than 1		
Jim Barcia	258	51.70
Tom Hickner.	223	44.69
Mark McFarlin	18	3.61
WRITE-IN.	0	
PROSECUTING ATTORNEY		
Vote for not more than 1		
Nancy E. Borushko.	236	49.68
Marcus Garske	235	49.47
WRITE-IN.	4	.84
SHERIFF		
Vote for not more than 1		
Troy Cunningham	263	53.67
Robert C. Lee	97	19.80
Terry Spencer	130	26.53
WRITE-IN.	0	
CLERK		
Vote for not more than 1		
Cynthia A. Luczak.	409	99.27
WRITE-IN.	3	.73
TREASURER		
Vote for not more than 1		
Richard F. Brzezinski	400	100.00
WRITE-IN.	0	
REGISTER OF DEEDS		
Vote for not more than 1		
Kellie Bodrie	172	39.00
Brandon Krause.	269	61.00
WRITE-IN.	0	

	VOTES	PERCENT
COUNTY ROAD COMMISSIONER		
Vote for not more than 1		
Patrick Beson	395	99.75
WRITE-IN.	1	.25
DRAIN COMMISSIONER		
Vote for not more than 1		
Joseph Rivet	365	100.00
WRITE-IN.	0	
COUNTY COMMISSIONER 6TH DISTRICT		
Vote for not more than 1		
Steve Goss	165	40.34
Tom Ryder	242	59.17
WRITE-IN.	2	.49
DELEGATE TO COUNTY CONVENTION BAY CITY, W 1 PCT 1		
Vote for not more than 11		
Jesse H. Dockett	149	16.80
Laura Dockett	171	19.28
Mary Hennessy	228	25.70
Edna H. Kay-Simons	154	17.36
Eric Sansburn	180	20.29
WRITE-IN.	5	.56

PRECINCT REPORT

BAY COUNTY, MICHIGAN
PRIMARY ELECTION
AUGUST 2, 2016
STATISTICS

OFFICIAL RESULTS

RUN DATE:08/06/16 09:08 AM

0003 Bay City Ward 2 Pct 1

	VOTES	PERCENT
REGISTERED VOTERS - TOTAL	2580	
BALLOTS CAST - TOTAL	693	
BALLOTS CAST - REPUBLICAN	57	8.23
BALLOTS CAST - DEMOCRATIC	599	86.44
BALLOTS CAST - NONPARTISAN	37	5.34
BALLOTS CAST - CROSSOVER	37	5.34
VOTER TURNOUT - TOTAL		26.86

0003 Bay City Ward 2 Pct 1

	VOTES	PERCENT
REPRESENTATIVE IN CONGRESS 5TH DISTRICT		
Vote for not more than 1		
Al Hardwick	53	98.15
WRITE-IN	1	1.85
REPRESENTATIVE IN STATE LEGISLATURE 96TH DISTRICT		
Vote for not more than 1		
David Scholl	54	98.18
WRITE-IN	1	1.82
COUNTY EXECUTIVE		
Vote for not more than 1		
WRITE-IN	9	100.00
PROSECUTING ATTORNEY		
Vote for not more than 1		
WRITE-IN	7	100.00
SHERIFF		
Vote for not more than 1		
Jason Holsapple	47	100.00
WRITE-IN	0	
CLERK		
Vote for not more than 1		
WRITE-IN	8	100.00
TREASURER		
Vote for not more than 1		
WRITE-IN	7	100.00
REGISTER OF DEEDS		
Vote for not more than 1		
WRITE-IN	7	100.00
COUNTY ROAD COMMISSIONER		
Vote for not more than 1		
Michael Rivard	53	100.00
WRITE-IN	0	
DRAIN COMMISSIONER		
Vote for not more than 1		
Nelson Hans Niederer	50	100.00
WRITE-IN	0	

	VOTES	PERCENT
COUNTY COMMISSIONER 6TH DISTRICT		
Vote for not more than 1		
Christopher J. Shannon	53	100.00
WRITE-IN	0	
DELEGATE TO COUNTY CONVENTION BAY CITY, W 2 PCT 1		
Vote for not more than 6		
Zane R. Nobbs	38	43.68
Michael E. Wooley	49	56.32
WRITE-IN	0	

0003 Bay City Ward 2 Pct 1

	VOTES	PERCENT
REPRESENTATIVE IN CONGRESS 5TH DISTRICT		
Vote for not more than 1		
Daniel T. Kildee	482	99.59
WRITE-IN.	2	.41
REPRESENTATIVE IN STATE LEGISLATURE 96TH DISTRICT		
Vote for not more than 1		
Brian J. DuFresne.	35	6.18
Brian K. Elder.	248	43.82
Donald Tilley	282	49.82
WRITE-IN.	1	.18
COUNTY EXECUTIVE		
Vote for not more than 1		
Jim Barcia	218	36.70
Tom Hickner.	351	59.09
Mark McFarlin	24	4.04
WRITE-IN.	1	.17
PROSECUTING ATTORNEY		
Vote for not more than 1		
Nancy E. Borushko.	300	53.29
Marcus Garske	261	46.36
WRITE-IN.	2	.36
SHERIFF		
Vote for not more than 1		
Troy Cunningham	319	56.46
Robert C. Lee	76	13.45
Terry Spencer	170	30.09
WRITE-IN.	0	
CLERK		
Vote for not more than 1		
Cynthia A. Luczak.	442	98.88
WRITE-IN.	5	1.12
TREASURER		
Vote for not more than 1		
Richard F. Brzezinski	433	99.77
WRITE-IN.	1	.23
REGISTER OF DEEDS		
Vote for not more than 1		
Kellie Bodrie	193	39.47
Brandon Krause.	295	60.33
WRITE-IN.	1	.20

	VOTES	PERCENT
COUNTY ROAD COMMISSIONER		
Vote for not more than 1		
Patrick Beson	426	99.53
WRITE-IN.	2	.47
DRAIN COMMISSIONER		
Vote for not more than 1		
Joseph Rivet	413	99.28
WRITE-IN.	3	.72
COUNTY COMMISSIONER 6TH DISTRICT		
Vote for not more than 1		
Steve Goss	206	42.56
Tom Ryder	276	57.02
WRITE-IN.	2	.41
DELEGATE TO COUNTY CONVENTION BAY CITY, W 2 PCT 1		
Vote for not more than 12		
Joy Butler	211	12.83
Mary L. Donnelly	253	15.39
Michael Meeth	204	12.41
Richard Meeth	229	13.93
Laura Ogar	205	12.47
David M. Terrasi	282	17.15
Brandy Tilley	253	15.39
WRITE-IN.	7	.43

PRECINCT REPORT

BAY COUNTY, MICHIGAN
PRIMARY ELECTION
AUGUST 2, 2016
STATISTICS

OFFICIAL RESULTS

RUN DATE:08/06/16 09:08 AM

0004 Bay City Ward 3 Pct 1

	VOTES	PERCENT
REGISTERED VOTERS - TOTAL	2524	
BALLOTS CAST - TOTAL	440	
BALLOTS CAST - REPUBLICAN	30	6.82
BALLOTS CAST - DEMOCRATIC	391	88.86
BALLOTS CAST - NONPARTISAN	19	4.32
BALLOTS CAST - CROSSOVER	19	4.32
VOTER TURNOUT - TOTAL		17.43

0004 Bay City Ward 3 Pct 1

REPRESENTATIVE IN CONGRESS 5TH DISTRICT
Vote for not more than 1

	VOTES	PERCENT
Al Hardwick.	29	100.00
WRITE-IN.	0	

REPRESENTATIVE IN STATE LEGISLATURE 96TH DISTRICT
Vote for not more than 1

	VOTES	PERCENT
David Scholl	29	100.00
WRITE-IN.	0	

COUNTY EXECUTIVE
Vote for not more than 1

	VOTES	PERCENT
WRITE-IN.	2	100.00

PROSECUTING ATTORNEY
Vote for not more than 1

	VOTES	PERCENT
WRITE-IN.	2	100.00

SHERIFF
Vote for not more than 1

	VOTES	PERCENT
Jason Holsapple	25	100.00
WRITE-IN.	0	

CLERK
Vote for not more than 1

	VOTES	PERCENT
WRITE-IN.	2	100.00

TREASURER
Vote for not more than 1

	VOTES	PERCENT
WRITE-IN.	2	100.00

REGISTER OF DEEDS
Vote for not more than 1

	VOTES	PERCENT
WRITE-IN.	2	100.00

COUNTY ROAD COMMISSIONER
Vote for not more than 1

	VOTES	PERCENT
Michael Rivard.	26	100.00
WRITE-IN.	0	

DRAIN COMMISSIONER
Vote for not more than 1

	VOTES	PERCENT
Nelson Hans Niederer.	27	100.00
WRITE-IN.	0	

COUNTY COMMISSIONER 6TH DISTRICT
Vote for not more than 1

	VOTES	PERCENT
Christopher J. Shannon	26	100.00
WRITE-IN.	0	

DELEGATE TO COUNTY CONVENTION BAY CITY, W 3 PCT 1
Vote for not more than 3

	VOTES	PERCENT
Matthew Lance	26	100.00
WRITE-IN.	0	

PRECINCT REPORT

BAY COUNTY, MICHIGAN
PRIMARY ELECTION
AUGUST 2, 2016
Democratic

OFFICIAL RESULTS

RUN DATE:08/06/16 09:08 AM

0004 Bay City Ward 3 Pct 1

REPRESENTATIVE IN CONGRESS 5TH DISTRICT
Vote for not more than 1

	VOTES	PERCENT
Daniel T. Kildee	322	99.08
WRITE-IN.	3	.92

REPRESENTATIVE IN STATE LEGISLATURE 96TH DISTRICT
Vote for not more than 1

	VOTES	PERCENT
Brian J. DuFresne.	56	15.30
Brian K. Elder.	169	46.17
Donald Tilley	139	37.98
WRITE-IN.	2	.55

COUNTY EXECUTIVE
Vote for not more than 1

	VOTES	PERCENT
Jim Barcia	218	57.22
Tom Hickner.	136	35.70
Mark McFarlin	25	6.56
WRITE-IN.	2	.52

PROSECUTING ATTORNEY
Vote for not more than 1

	VOTES	PERCENT
Nancy E. Borushko.	166	45.60
Marcus Garske	196	53.85
WRITE-IN.	2	.55

SHERIFF
Vote for not more than 1

	VOTES	PERCENT
Troy Cunningham	167	44.18
Robert C. Lee	104	27.51
Terry Spencer	105	27.78
WRITE-IN.	2	.53

CLERK
Vote for not more than 1

	VOTES	PERCENT
Cynthia A. Luczak.	312	98.42
WRITE-IN.	5	1.58

TREASURER
Vote for not more than 1

	VOTES	PERCENT
Richard F. Brzezinski	305	98.71
WRITE-IN.	4	1.29

REGISTER OF DEEDS
Vote for not more than 1

	VOTES	PERCENT
Kellie Bodrie	146	42.82
Brandon Krause.	193	56.60
WRITE-IN.	2	.59

COUNTY ROAD COMMISSIONER
Vote for not more than 1

	VOTES	PERCENT
Patrick Beson	304	99.02
WRITE-IN.	3	.98

DRAIN COMMISSIONER
Vote for not more than 1

	VOTES	PERCENT
Joseph Rivet	297	99.00
WRITE-IN.	3	1.00

COUNTY COMMISSIONER 6TH DISTRICT
Vote for not more than 1

	VOTES	PERCENT
Steve Goss	149	45.99
Tom Ryder	171	52.78
WRITE-IN.	4	1.23

DELEGATE TO COUNTY CONVENTION BAY CITY, W 3 PCT 1
Vote for not more than 10

	VOTES	PERCENT
Kurt Legner.	195	28.18
Wendy Legner	167	24.13
Andrew Niedzinski.	171	24.71
Kristine Niedzinski	155	22.40
WRITE-IN.	4	.58

PRECINCT REPORT

BAY COUNTY, MICHIGAN
PRIMARY ELECTION
AUGUST 2, 2016
STATISTICS

OFFICIAL RESULTS

RUN DATE:08/06/16 09:08 AM

0005 Bay City Ward 4 Pct 1

	VOTES	PERCENT
REGISTERED VOTERS - TOTAL	2683	
BALLOTS CAST - TOTAL	439	
BALLOTS CAST - REPUBLICAN	27	6.15
BALLOTS CAST - DEMOCRATIC	395	89.98
BALLOTS CAST - NONPARTISAN	17	3.87
BALLOTS CAST - CROSSOVER	17	3.87
VOTER TURNOUT - TOTAL		16.36

PRECINCT REPORT

BAY COUNTY, MICHIGAN
PRIMARY ELECTION
AUGUST 2, 2016
Republican

OFFICIAL RESULTS

RUN DATE:08/06/16 09:08 AM

0005 Bay City Ward 4 Pct 1

	VOTES	PERCENT
REPRESENTATIVE IN CONGRESS 5TH DISTRICT		
Vote for not more than 1		
Al Hardwick.	23	95.83
WRITE-IN.	1	4.17
REPRESENTATIVE IN STATE LEGISLATURE 96TH DISTRICT		
Vote for not more than 1		
David Scholl	24	100.00
WRITE-IN.	0	
COUNTY EXECUTIVE		
Vote for not more than 1		
WRITE-IN.	1	100.00
PROSECUTING ATTORNEY		
Vote for not more than 1		
WRITE-IN.	1	100.00
SHERIFF		
Vote for not more than 1		
Jason Holsapple	23	92.00
WRITE-IN.	2	8.00
CLERK		
Vote for not more than 1		
WRITE-IN.	1	100.00
TREASURER		
Vote for not more than 1		
WRITE-IN.	0	
REGISTER OF DEEDS		
Vote for not more than 1		
WRITE-IN.	0	
COUNTY ROAD COMMISSIONER		
Vote for not more than 1		
Michael Rivard.	23	95.83
WRITE-IN.	1	4.17
DRAIN COMMISSIONER		
Vote for not more than 1		
Nelson Hans Niederer.	23	100.00
WRITE-IN.	0	

	VOTES	PERCENT
COUNTY COMMISSIONER 6TH DISTRICT		
Vote for not more than 1		
Christopher J. Shannon	24	100.00
WRITE-IN.	0	
DELEGATE TO COUNTY CONVENTION BAY CITY, W 4 PCT 1		
Vote for not more than 4		
WRITE-IN.	4	100.00

0005 Bay City Ward 4 Pct 1

	VOTES	PERCENT
REPRESENTATIVE IN CONGRESS 5TH DISTRICT		
Vote for not more than 1		
Daniel T. Kildee	344	98.57
WRITE-IN.	5	1.43
REPRESENTATIVE IN STATE LEGISLATURE 96TH DISTRICT		
Vote for not more than 1		
Brian J. DuFresne.	60	15.75
Brian K. Elder.	167	43.83
Donald Tilley	151	39.63
WRITE-IN.	3	.79
COUNTY EXECUTIVE		
Vote for not more than 1		
Jim Barcia	220	56.56
Tom Hickner.	152	39.07
Mark McFarlin	15	3.86
WRITE-IN.	2	.51
PROSECUTING ATTORNEY		
Vote for not more than 1		
Nancy E. Borushko.	183	47.16
Marcus Garske	200	51.55
WRITE-IN.	5	1.29
SHERIFF		
Vote for not more than 1		
Troy Cunningham	173	44.70
Robert C. Lee	110	28.42
Terry Spencer	103	26.61
WRITE-IN.	1	.26
CLERK		
Vote for not more than 1		
Cynthia A. Luczak.	332	98.52
WRITE-IN.	5	1.48
TREASURER		
Vote for not more than 1		
Richard F. Brzezinski	328	98.80
WRITE-IN.	4	1.20
REGISTER OF DEEDS		
Vote for not more than 1		
Kellie Bodrie	145	40.39
Brandon Krause.	209	58.22
WRITE-IN.	5	1.39
COUNTY ROAD COMMISSIONER		
Vote for not more than 1		
Patrick Beson	325	98.78
WRITE-IN.	4	1.22
DRAIN COMMISSIONER		
Vote for not more than 1		
Joseph Rivet	328	99.70
WRITE-IN.	1	.30
COUNTY COMMISSIONER 6TH DISTRICT		
Vote for not more than 1		
Steve Goss	161	47.49
Tom Ryder	176	51.92
WRITE-IN.	2	.59
DELEGATE TO COUNTY CONVENTION BAY CITY, W 4 PCT 1		
Vote for not more than 10		
WRITE-IN.	9	100.00

PRECINCT REPORT

BAY COUNTY, MICHIGAN
PRIMARY ELECTION
AUGUST 2, 2016
STATISTICS

OFFICIAL RESULTS

RUN DATE:08/06/16 09:08 AM

0006 Bay City Ward 5 Pct 1

	VOTES	PERCENT
REGISTERED VOTERS - TOTAL	2830	
BALLOTS CAST - TOTAL.	801	
BALLOTS CAST - REPUBLICAN	40	4.99
BALLOTS CAST - DEMOCRATIC	729	91.01
BALLOTS CAST - NONPARTISAN.	32	4.00
BALLOTS CAST - CROSSOVER	32	4.00
VOTER TURNOUT - TOTAL		28.30

PRECINCT REPORT

BAY COUNTY, MICHIGAN
PRIMARY ELECTION
AUGUST 2, 2016
Republican

OFFICIAL RESULTS

RUN DATE:08/06/16 09:08 AM

0006 Bay City Ward 5 Pct 1

	VOTES	PERCENT
REPRESENTATIVE IN CONGRESS 5TH DISTRICT		
Vote for not more than 1		
Al Hardwick.	39	100.00
WRITE-IN.	0	
REPRESENTATIVE IN STATE LEGISLATURE 96TH DISTRICT		
Vote for not more than 1		
David Scholl	39	100.00
WRITE-IN.	0	
COUNTY EXECUTIVE		
Vote for not more than 1		
WRITE-IN.	4	100.00
PROSECUTING ATTORNEY		
Vote for not more than 1		
WRITE-IN.	6	100.00
SHERIFF		
Vote for not more than 1		
Jason Holsapple	36	100.00
WRITE-IN.	0	
CLERK		
Vote for not more than 1		
WRITE-IN.	4	100.00
TREASURER		
Vote for not more than 1		
WRITE-IN.	4	100.00
REGISTER OF DEEDS		
Vote for not more than 1		
WRITE-IN.	4	100.00
COUNTY ROAD COMMISSIONER		
Vote for not more than 1		
Michael Rivard.	37	100.00
WRITE-IN.	0	
DRAIN COMMISSIONER		
Vote for not more than 1		
Nelson Hans Niederer.	32	100.00
WRITE-IN.	0	

	VOTES	PERCENT
COUNTY COMMISSIONER 5TH DISTRICT		
Vote for not more than 1		
Randy Badgerow.	32	100.00
WRITE-IN.	0	
DELEGATE TO COUNTY CONVENTION BAY CITY, W 5 PCT 1		
Vote for not more than 5		
WRITE-IN.	6	100.00

0006 Bay City Ward 5 Pct 1

REPRESENTATIVE IN CONGRESS 5TH DISTRICT
Vote for not more than 1

	VOTES	PERCENT
Daniel T. Kildee	616	99.84
WRITE-IN.	1	.16

REPRESENTATIVE IN STATE LEGISLATURE 96TH DISTRICT
Vote for not more than 1

	VOTES	PERCENT
Brian J. DuFresne.	93	13.50
Brian K. Elder.	342	49.64
Donald Tilley	252	36.57
WRITE-IN.	2	.29

COUNTY EXECUTIVE
Vote for not more than 1

	VOTES	PERCENT
Jim Barcia	390	54.39
Tom Hickner.	295	41.14
Mark McFarlin	32	4.46
WRITE-IN.	0	

PROSECUTING ATTORNEY
Vote for not more than 1

	VOTES	PERCENT
Nancy E. Borushko.	336	47.52
Marcus Garske	371	52.48
WRITE-IN.	0	

SHERIFF
Vote for not more than 1

	VOTES	PERCENT
Troy Cunningham	342	47.97
Robert C. Lee	192	26.93
Terry Spencer	179	25.11
WRITE-IN.	0	

CLERK
Vote for not more than 1

	VOTES	PERCENT
Cynthia A. Luczak.	615	99.68
WRITE-IN.	2	.32

TREASURER
Vote for not more than 1

	VOTES	PERCENT
Richard F. Brzezinski	607	99.18
WRITE-IN.	5	.82

REGISTER OF DEEDS
Vote for not more than 1

	VOTES	PERCENT
Kellie Bodrie	268	41.74
Brandon Krause.	373	58.10
WRITE-IN.	1	.16

COUNTY ROAD COMMISSIONER
Vote for not more than 1

	VOTES	PERCENT
Patrick Beson	588	99.66
WRITE-IN.	2	.34

DRAIN COMMISSIONER
Vote for not more than 1

	VOTES	PERCENT
Joseph Rivet	534	99.26
WRITE-IN.	4	.74

COUNTY COMMISSIONER 5TH DISTRICT
Vote for not more than 1

	VOTES	PERCENT
Thomas M. Herek	557	99.46
WRITE-IN.	3	.54

DELEGATE TO COUNTY CONVENTION BAY CITY, W 5 PCT 1
Vote for not more than 15

	VOTES	PERCENT
Joe Acosta Jr..	245	17.24
Stan Bromberg	347	24.42
Jim Irving	350	24.63
Forrest J. Robison	232	16.33
Derek John Taylor.	241	16.96
WRITE-IN.	6	.42

PRECINCT REPORT

BAY COUNTY, MICHIGAN
PRIMARY ELECTION
AUGUST 2, 2016
STATISTICS

OFFICIAL RESULTS

RUN DATE:08/06/16 09:08 AM

0007 Bay City Ward 6 Pct 1

	VOTES	PERCENT
REGISTERED VOTERS - TOTAL	2630	
BALLOTS CAST - TOTAL	432	
BALLOTS CAST - REPUBLICAN	39	9.03
BALLOTS CAST - DEMOCRATIC	365	84.49
BALLOTS CAST - NONPARTISAN	28	6.48
BALLOTS CAST - CROSSOVER	28	6.48
VOTER TURNOUT - TOTAL		16.43

0007 Bay City Ward 6 Pct 1

REPRESENTATIVE IN CONGRESS 5TH DISTRICT
Vote for not more than 1

	VOTES	PERCENT
Al Hardwick.	38	100.00
WRITE-IN.	0	

REPRESENTATIVE IN STATE LEGISLATURE 96TH DISTRICT
Vote for not more than 1

	VOTES	PERCENT
David Scholl	39	100.00
WRITE-IN.	0	

COUNTY EXECUTIVE
Vote for not more than 1

	VOTES	PERCENT
WRITE-IN.	3	100.00

PROSECUTING ATTORNEY
Vote for not more than 1

	VOTES	PERCENT
WRITE-IN.	4	100.00

SHERIFF
Vote for not more than 1

	VOTES	PERCENT
Jason Holsapple	39	100.00
WRITE-IN.	0	

CLERK
Vote for not more than 1

	VOTES	PERCENT
WRITE-IN.	2	100.00

TREASURER
Vote for not more than 1

	VOTES	PERCENT
WRITE-IN.	2	100.00

REGISTER OF DEEDS
Vote for not more than 1

	VOTES	PERCENT
WRITE-IN.	2	100.00

COUNTY ROAD COMMISSIONER
Vote for not more than 1

	VOTES	PERCENT
Michael Rivard.	37	100.00
WRITE-IN.	0	

DRAIN COMMISSIONER
Vote for not more than 1

	VOTES	PERCENT
Nelson Hans Niederer.	36	100.00
WRITE-IN.	0	

COUNTY COMMISSIONER 5TH DISTRICT
Vote for not more than 1

	VOTES	PERCENT
Randy Badgerow.	36	100.00
WRITE-IN.	0	

DELEGATE TO COUNTY CONVENTION BAY CITY, W 6 PCT 1
Vote for not more than 4

	VOTES	PERCENT
Randy Badgerow.	32	48.48
Susan Badgerow.	32	48.48
WRITE-IN.	2	3.03

0007 Bay City Ward 6 Pct 1

	VOTES	PERCENT
REPRESENTATIVE IN CONGRESS 5TH DISTRICT		
Vote for not more than 1		
Daniel T. Kildee	320	99.69
WRITE-IN.	1	.31
REPRESENTATIVE IN STATE LEGISLATURE 96TH DISTRICT		
Vote for not more than 1		
Brian J. DuFresne.	49	13.88
Brian K. Elder.	178	50.42
Donald Tilley	126	35.69
WRITE-IN.	0	
COUNTY EXECUTIVE		
Vote for not more than 1		
Jim Barcia	202	55.96
Tom Hickner.	143	39.61
Mark McFarlin	16	4.43
WRITE-IN.	0	
PROSECUTING ATTORNEY		
Vote for not more than 1		
Nancy E. Borushko.	198	55.62
Marcus Garske	157	44.10
WRITE-IN.	1	.28
SHERIFF		
Vote for not more than 1		
Troy Cunningham	134	38.29
Robert C. Lee	122	34.86
Terry Spencer	94	26.86
WRITE-IN.	0	
CLERK		
Vote for not more than 1		
Cynthia A. Luczak.	308	99.68
WRITE-IN.	1	.32
TREASURER		
Vote for not more than 1		
Richard F. Brzezinski	302	100.00
WRITE-IN.	0	
REGISTER OF DEEDS		
Vote for not more than 1		
Kellie Bodrie	158	50.00
Brandon Krause.	158	50.00
WRITE-IN.	0	

	VOTES	PERCENT
COUNTY ROAD COMMISSIONER		
Vote for not more than 1		
Patrick Beson	298	99.67
WRITE-IN.	1	.33
DRAIN COMMISSIONER		
Vote for not more than 1		
Joseph Rivet	293	100.00
WRITE-IN.	0	
COUNTY COMMISSIONER 5TH DISTRICT		
Vote for not more than 1		
Thomas M. Herek	284	98.95
WRITE-IN.	3	1.05
DELEGATE TO COUNTY CONVENTION BAY CITY, W 6 PCT 1		
Vote for not more than 11		
Kelly Coates	185	36.20
Raul Guzman.	157	30.72
Eileen Ann Marshall	157	30.72
WRITE-IN.	12	2.35

PRECINCT REPORT

BAY COUNTY, MICHIGAN
PRIMARY ELECTION
AUGUST 2, 2016
STATISTICS

OFFICIAL RESULTS

RUN DATE:08/06/16 09:08 AM

0008 Bay City Ward 7 Pct 1

	VOTES	PERCENT
REGISTERED VOTERS - TOTAL	2558	
BALLOTS CAST - TOTAL	503	
BALLOTS CAST - REPUBLICAN	60	11.93
BALLOTS CAST - DEMOCRATIC	435	86.48
BALLOTS CAST - NONPARTISAN	8	1.59
BALLOTS CAST - CROSSOVER	8	1.59
VOTER TURNOUT - TOTAL		19.66

0008 Bay City Ward 7 Pct 1

	VOTES	PERCENT
REPRESENTATIVE IN CONGRESS 5TH DISTRICT		
Vote for not more than 1		
Al Hardwick.	59	100.00
WRITE-IN.	0	
REPRESENTATIVE IN STATE LEGISLATURE 96TH DISTRICT		
Vote for not more than 1		
David Scholl	58	100.00
WRITE-IN.	0	
COUNTY EXECUTIVE		
Vote for not more than 1		
WRITE-IN.	8	100.00
PROSECUTING ATTORNEY		
Vote for not more than 1		
WRITE-IN.	7	100.00
SHERIFF		
Vote for not more than 1		
Jason Holsapple	56	100.00
WRITE-IN.	0	
CLERK		
Vote for not more than 1		
WRITE-IN.	8	100.00
TREASURER		
Vote for not more than 1		
WRITE-IN.	8	100.00
REGISTER OF DEEDS		
Vote for not more than 1		
WRITE-IN.	8	100.00
COUNTY ROAD COMMISSIONER		
Vote for not more than 1		
Michael Rivard.	58	100.00
WRITE-IN.	0	
DRAIN COMMISSIONER		
Vote for not more than 1		
Nelson Hans Niederer.	50	98.04
WRITE-IN.	1	1.96
COUNTY COMMISSIONER 4TH DISTRICT		
Vote for not more than 1		
Chad Sibley.	53	100.00
WRITE-IN.	0	
DELEGATE TO COUNTY CONVENTION BAY CITY, W 7 PCT 1		
Vote for not more than 5		
WRITE-IN.	14	100.00

PRECINCT REPORT

BAY COUNTY, MICHIGAN
PRIMARY ELECTION
AUGUST 2, 2016
Democratic

OFFICIAL RESULTS

RUN DATE:08/06/16 09:08 AM

0008 Bay City Ward 7 Pct 1

	VOTES	PERCENT
REPRESENTATIVE IN CONGRESS 5TH DISTRICT		
Vote for not more than 1		
Daniel T. Kildee	373	99.73
WRITE-IN.	1	.27
REPRESENTATIVE IN STATE LEGISLATURE 96TH DISTRICT		
Vote for not more than 1		
Brian J. DuFresne.	68	16.75
Brian K. Elder.	200	49.26
Donald Tilley	138	33.99
WRITE-IN.	0	
COUNTY EXECUTIVE		
Vote for not more than 1		
Jim Barcia	222	52.36
Tom Hickner.	177	41.75
Mark McFarlin	24	5.66
WRITE-IN.	1	.24
PROSECUTING ATTORNEY		
Vote for not more than 1		
Nancy E. Borushko.	203	48.22
Marcus Garske	216	51.31
WRITE-IN.	2	.48
SHERIFF		
Vote for not more than 1		
Troy Cunningham	235	55.69
Robert C. Lee	87	20.62
Terry Spencer	100	23.70
WRITE-IN.	0	
CLERK		
Vote for not more than 1		
Cynthia A. Luczak.	377	100.00
WRITE-IN.	0	
TREASURER		
Vote for not more than 1		
Richard F. Brzezinski	356	100.00
WRITE-IN.	0	
REGISTER OF DEEDS		
Vote for not more than 1		
Kellie Bodrie	177	46.34
Brandon Krause.	205	53.66
WRITE-IN.	0	

	VOTES	PERCENT
COUNTY ROAD COMMISSIONER		
Vote for not more than 1		
Patrick Beson	355	99.72
WRITE-IN.	1	.28
DRAIN COMMISSIONER		
Vote for not more than 1		
Joseph Rivet	315	99.06
WRITE-IN.	3	.94
COUNTY COMMISSIONER 4TH DISTRICT		
Vote for not more than 1		
Kim J. Coonan	203	55.62
Thomas A. Matuszewski	162	44.38
WRITE-IN.	0	
DELEGATE TO COUNTY CONVENTION BAY CITY, W 7 PCT 1		
Vote for not more than 12		
WRITE-IN.	28	100.00

PRECINCT REPORT

BAY COUNTY, MICHIGAN
PRIMARY ELECTION
AUGUST 2, 2016
STATISTICS

OFFICIAL RESULTS

RUN DATE:08/06/16 09:08 AM

0009 Bay City Ward 8 Pct 1

	VOTES	PERCENT
REGISTERED VOTERS - TOTAL	2579	
BALLOTS CAST - TOTAL	541	
BALLOTS CAST - REPUBLICAN	46	8.50
BALLOTS CAST - DEMOCRATIC	463	85.58
BALLOTS CAST - NONPARTISAN	32	5.91
BALLOTS CAST - CROSSOVER	31	5.73
VOTER TURNOUT - TOTAL		20.98

0009 Bay City Ward 8 Pct 1

REPRESENTATIVE IN CONGRESS 5TH DISTRICT
Vote for not more than 1

	VOTES	PERCENT
Al Hardwick.	44	100.00
WRITE-IN.	0	

REPRESENTATIVE IN STATE LEGISLATURE 96TH DISTRICT
Vote for not more than 1

	VOTES	PERCENT
David Scholl	43	100.00
WRITE-IN.	0	

COUNTY EXECUTIVE
Vote for not more than 1

	VOTES	PERCENT
WRITE-IN.	5	100.00

PROSECUTING ATTORNEY
Vote for not more than 1

	VOTES	PERCENT
WRITE-IN.	3	100.00

SHERIFF
Vote for not more than 1

	VOTES	PERCENT
Jason Holsapple	39	100.00
WRITE-IN.	0	

CLERK
Vote for not more than 1

	VOTES	PERCENT
WRITE-IN.	3	100.00

TREASURER
Vote for not more than 1

	VOTES	PERCENT
WRITE-IN.	3	100.00

REGISTER OF DEEDS
Vote for not more than 1

	VOTES	PERCENT
WRITE-IN.	3	100.00

COUNTY ROAD COMMISSIONER
Vote for not more than 1

	VOTES	PERCENT
Michael Rivard.	42	100.00
WRITE-IN.	0	

DRAIN COMMISSIONER
Vote for not more than 1

	VOTES	PERCENT
Nelson Hans Niederer.	40	100.00
WRITE-IN.	0	

COUNTY COMMISSIONER 4TH DISTRICT
Vote for not more than 1

	VOTES	PERCENT
Chad Sibley.	41	100.00
WRITE-IN.	0	

DELEGATE TO COUNTY CONVENTION BAY CITY, W 8 PCT 1
Vote for not more than 4

	VOTES	PERCENT
WRITE-IN.	4	100.00

0009 Bay City Ward 8 Pct 1

	VOTES	PERCENT
REPRESENTATIVE IN CONGRESS 5TH DISTRICT		
Vote for not more than 1		
Daniel T. Kildee	401	100.00
WRITE-IN.	0	
REPRESENTATIVE IN STATE LEGISLATURE 96TH DISTRICT		
Vote for not more than 1		
Brian J. DuFresne.	59	13.63
Brian K. Elder.	223	51.50
Donald Tilley	151	34.87
WRITE-IN.	0	
COUNTY EXECUTIVE		
Vote for not more than 1		
Jim Barcia	267	58.17
Tom Hickner.	169	36.82
Mark McFarlin	23	5.01
WRITE-IN.	0	
PROSECUTING ATTORNEY		
Vote for not more than 1		
Nancy E. Borushko.	205	45.86
Marcus Garske	242	54.14
WRITE-IN.	0	
SHERIFF		
Vote for not more than 1		
Troy Cunningham	261	56.99
Robert C. Lee	109	23.80
Terry Spencer	88	19.21
WRITE-IN.	0	
CLERK		
Vote for not more than 1		
Cynthia A. Luczak.	402	99.75
WRITE-IN.	1	.25
TREASURER		
Vote for not more than 1		
Richard F. Brzezinski	377	99.74
WRITE-IN.	1	.26
REGISTER OF DEEDS		
Vote for not more than 1		
Kellie Bodrie	213	51.95
Brandon Krause.	197	48.05
WRITE-IN.	0	

	VOTES	PERCENT
COUNTY ROAD COMMISSIONER		
Vote for not more than 1		
Patrick Beson	381	100.00
WRITE-IN.	0	
DRAIN COMMISSIONER		
Vote for not more than 1		
Joseph Rivet	341	99.71
WRITE-IN.	1	.29
COUNTY COMMISSIONER 4TH DISTRICT		
Vote for not more than 1		
Kim J. Coonan	228	56.16
Thomas A. Matuszewski	177	43.60
WRITE-IN.	1	.25
DELEGATE TO COUNTY CONVENTION BAY CITY, W 8 PCT 1		
Vote for not more than 11		
Michael J. Buda	226	12.44
Sandra K. Buda.	198	10.90
Bridgette Clements	191	10.52
Edward Clements	230	12.67
Judy K. Condon.	180	9.91
Logan Krause	188	10.35
John E. Miller.	203	11.18
Lori L. Redmond	191	10.52
Robert J. Redmond.	203	11.18
WRITE-IN.	6	.33

PRECINCT REPORT

BAY COUNTY, MICHIGAN
PRIMARY ELECTION
AUGUST 2, 2016
STATISTICS

OFFICIAL RESULTS

RUN DATE:08/06/16 09:0B AM

0010 Bay City Ward 9 Pct 1

	VOTES	PERCENT
REGISTERED VOTERS - TOTAL	2602	
BALLOTS CAST - TOTAL.	580	
BALLOTS CAST - REPUBLICAN	40	6.90
BALLOTS CAST - DEMOCRATIC	516	88.97
BALLOTS CAST - NONPARTISAN.	24	4.14
BALLOTS CAST - CROSSOVER	24	4.14
VOTER TURNOUT - TOTAL		22.29

0010 Bay City Ward 9 Pct 1

REPRESENTATIVE IN CONGRESS 5TH DISTRICT
Vote for not more than 1

	VOTES	PERCENT
Al Hardwick.	40	100.00
WRITE-IN.	0	

REPRESENTATIVE IN STATE LEGISLATURE 96TH DISTRICT
Vote for not more than 1

	VOTES	PERCENT
David Scholl	40	100.00
WRITE-IN.	0	

COUNTY EXECUTIVE
Vote for not more than 1

	VOTES	PERCENT
WRITE-IN.	3	100.00

PROSECUTING ATTORNEY
Vote for not more than 1

	VOTES	PERCENT
WRITE-IN.	4	100.00

SHERIFF
Vote for not more than 1

	VOTES	PERCENT
Jason Holsapple	37	100.00
WRITE-IN.	0	

CLERK
Vote for not more than 1

	VOTES	PERCENT
WRITE-IN.	2	100.00

TREASURER
Vote for not more than 1

	VOTES	PERCENT
WRITE-IN.	2	100.00

REGISTER OF DEEDS
Vote for not more than 1

	VOTES	PERCENT
WRITE-IN.	2	100.00

COUNTY ROAD COMMISSIONER
Vote for not more than 1

	VOTES	PERCENT
Michael Rivard.	38	100.00
WRITE-IN.	0	

DRAIN COMMISSIONER
Vote for not more than 1

	VOTES	PERCENT
Nelson Hans Niederer.	37	100.00
WRITE-IN.	0	

COUNTY COMMISSIONER 4TH DISTRICT
Vote for not more than 1

	VOTES	PERCENT
Chad Sibley.	36	100.00
WRITE-IN.	0	

DELEGATE TO COUNTY CONVENTION BAY CITY, W 9 PCT 1
Vote for not more than 4

	VOTES	PERCENT
WRITE-IN.	2	100.00

0010 Bay City Ward 9 Pct 1

	VOTES	PERCENT
REPRESENTATIVE IN CONGRESS 5TH DISTRICT		
Vote for not more than 1		
Daniel T. Kildee	432	99.31
WRITE-IN.	3	.69
REPRESENTATIVE IN STATE LEGISLATURE 96TH DISTRICT		
Vote for not more than 1		
Brian J. DuFresne.	66	13.64
Brian K. Elder.	249	51.45
Donald Tilley	169	34.92
WRITE-IN.	0	
COUNTY EXECUTIVE		
Vote for not more than 1		
Jim Barcia	292	58.05
Tom Hickner.	182	36.18
Mark McFarlin	29	5.77
WRITE-IN.	0	
PROSECUTING ATTORNEY		
Vote for not more than 1		
Nancy E. Borushko.	244	50.21
Marcus Garske	241	49.59
WRITE-IN.	1	.21
SHERIFF		
Vote for not more than 1		
Troy Cunningham	265	53.54
Robert C. Lee	140	28.28
Terry Spencer	89	17.98
WRITE-IN.	1	.20
CLERK		
Vote for not more than 1		
Cynthia A. Luczak.	438	99.55
WRITE-IN.	2	.45
TREASURER		
Vote for not more than 1		
Richard F. Brzezinski	412	99.52
WRITE-IN.	2	.48
REGISTER OF DEEDS		
Vote for not more than 1		
Kellie Bodrie	195	43.53
Brandon Krause.	252	56.25
WRITE-IN.	1	.22

	VOTES	PERCENT
COUNTY ROAD COMMISSIONER		
Vote for not more than 1		
Patrick Beson	414	99.04
WRITE-IN.	4	.96
DRAIN COMMISSIONER		
Vote for not more than 1		
Joseph Rivet	395	98.50
WRITE-IN.	6	1.50
COUNTY COMMISSIONER 4TH DISTRICT		
Vote for not more than 1		
Kim J. Coonan	302	64.39
Thomas A. Matuszewski	166	35.39
WRITE-IN.	1	.21
DELEGATE TO COUNTY CONVENTION BAY CITY, W 9 PCT 1		
Vote for not more than 13		
WRITE-IN.	60	100.00

PRECINCT REPORT

BAY COUNTY, MICHIGAN
PRIMARY ELECTION
AUGUST 2, 2016
STATISTICS

OFFICIAL RESULTS

RUN DATE:08/06/16 09:08 AM

0011 Essexville City Pct 1

	VOTES	PERCENT
REGISTERED VOTERS - TOTAL	1357	
BALLOTS CAST - TOTAL	412	
BALLOTS CAST - REPUBLICAN	31	7.52
BALLOTS CAST - DEMOCRATIC	372	90.29
BALLOTS CAST - NONPARTISAN	9	2.1B
BALLOTS CAST - CROSSOVER	9	2.1B
VOTER TURNOUT - TOTAL		30.36

0011 Essexville City Pct 1

	VOTES	PERCENT
REPRESENTATIVE IN CONGRESS 5TH DISTRICT		
Vote for not more than 1		
Al Hardwick.	28	100.00
WRITE-IN.	0	
REPRESENTATIVE IN STATE LEGISLATURE 96TH DISTRICT		
Vote for not more than 1		
David Scholl	28	100.00
WRITE-IN.	0	
COUNTY EXECUTIVE		
Vote for not more than 1		
WRITE-IN.	5	100.00
PROSECUTING ATTORNEY		
Vote for not more than 1		
WRITE-IN.	4	100.00
SHERIFF		
Vote for not more than 1		
Jason Holsapple	26	100.00
WRITE-IN.	0	
CLERK		
Vote for not more than 1		
WRITE-IN.	5	100.00
TREASURER		
Vote for not more than 1		
WRITE-IN.	4	100.00
REGISTER OF DEEDS		
Vote for not more than 1		
WRITE-IN.	4	100.00
COUNTY ROAD COMMISSIONER		
Vote for not more than 1		
Michael Rivard.	28	100.00
WRITE-IN.	0	
DRAIN COMMISSIONER		
Vote for not more than 1		
Nelson Hans Niederer.	30	100.00
WRITE-IN.	0	
COUNTY COMMISSIONER 7TH DISTRICT		
Vote for not more than 1		
WRITE-IN.	4	100.00
DELEGATE TO COUNTY CONVENTION ESSEXVILLE CITY, PCT 1		
Vote for not more than 4		
WRITE-IN.	8	100.00

0011 Essexville City Pct 1

	VOTES	PERCENT
REPRESENTATIVE IN CONGRESS 5TH DISTRICT		
Vote for not more than 1		
Daniel T. Kildee	305	99.67
WRITE-IN.	1	.33
REPRESENTATIVE IN STATE LEGISLATURE 96TH DISTRICT		
Vote for not more than 1		
Brian J. DuFresne.	44	12.72
Brian K. Elder.	148	42.77
Donald Tilley	153	44.22
WRITE-IN.	1	.29
COUNTY EXECUTIVE		
Vote for not more than 1		
Jim Barcia	178	48.63
Tom Hickner.	172	46.99
Mark McFarlin	16	4.37
WRITE-IN.	0	
PROSECUTING ATTORNEY		
Vote for not more than 1		
Nancy E. Borushko.	211	61.52
Marcus Garske	131	38.19
WRITE-IN.	1	.29
SHERIFF		
Vote for not more than 1		
Troy Cunningham	238	65.56
Robert C. Lee	43	11.85
Terry Spencer	82	22.59
WRITE-IN.	0	
CLERK		
Vote for not more than 1		
Cynthia A. Luczak.	301	100.00
WRITE-IN.	0	
TREASURER		
Vote for not more than 1		
Richard F. Brzezinski	287	100.00
WRITE-IN.	0	
REGISTER OF DEEDS		
Vote for not more than 1		
Kellie Bodrie	137	44.63
Brandon Krause.	169	55.05
WRITE-IN.	1	.33

	VOTES	PERCENT
COUNTY ROAD COMMISSIONER		
Vote for not more than 1		
Patrick Beson	283	99.30
WRITE-IN.	2	.70
DRAIN COMMISSIONER		
Vote for not more than 1		
Joseph Rivet	274	99.64
WRITE-IN.	1	.36
COUNTY COMMISSIONER 7TH DISTRICT		
Vote for not more than 1		
Michael E. Lutz	284	98.95
WRITE-IN.	3	1.05
DELEGATE TO COUNTY CONVENTION ESSEXVILLE CITY, PCT 1		
Vote for not more than 7		
Terry C. Mercer	198	48.89
Shawna S. Walraven	204	50.37
WRITE-IN.	3	.74

PRECINCT REPORT

BAY COUNTY, MICHIGAN
PRIMARY ELECTION
AUGUST 2, 2016
STATISTICS

OFFICIAL RESULTS

RUN DATE:08/06/16 09:08 AM

0012 Essexville City Pct 2

	VOTES	PERCENT
REGISTERED VOTERS - TOTAL	1367	
BALLOTS CAST - TOTAL.	449	
BALLOTS CAST - REPUBLICAN	44	9.80
BALLOTS CAST - DEMOCRATIC	393	87.53
BALLOTS CAST - NONPARTISAN.	12	2.67
BALLOTS CAST - CROSSOVER	12	2.67
VOTER TURNOUT - TOTAL		32.85

0012 Essexville City Pct 2

REPRESENTATIVE IN CONGRESS 5TH DISTRICT
Vote for not more than 1

	VOTES	PERCENT
Al Hardwick.	42	100.00
WRITE-IN.	0	

REPRESENTATIVE IN STATE LEGISLATURE 96TH DISTRICT
Vote for not more than 1

	VOTES	PERCENT
David Scholl	42	100.00
WRITE-IN.	0	

COUNTY EXECUTIVE
Vote for not more than 1

	VOTES	PERCENT
WRITE-IN.	4	100.00

PROSECUTING ATTORNEY
Vote for not more than 1

	VOTES	PERCENT
WRITE-IN.	5	100.00

SHERIFF
Vote for not more than 1

	VOTES	PERCENT
Jason Holsapple	38	97.44
WRITE-IN.	1	2.56

CLERK
Vote for not more than 1

	VOTES	PERCENT
WRITE-IN.	4	100.00

TREASURER
Vote for not more than 1

	VOTES	PERCENT
WRITE-IN.	5	100.00

REGISTER OF DEEDS
Vote for not more than 1

	VOTES	PERCENT
WRITE-IN.	4	100.00

COUNTY ROAD COMMISSIONER
Vote for not more than 1

	VOTES	PERCENT
Michael Rivard.	41	100.00
WRITE-IN.	0	

DRAIN COMMISSIONER
Vote for not more than 1

	VOTES	PERCENT
Nelson Hans Niederer.	35	100.00
WRITE-IN.	0	

COUNTY COMMISSIONER 7TH DISTRICT
Vote for not more than 1

	VOTES	PERCENT
WRITE-IN.	5	100.00

DELEGATE TO COUNTY CONVENTION ESSEXVILLE CITY, PCT 2
Vote for not more than 4

	VOTES	PERCENT
Ashley R. Wrubel	35	92.11
WRITE-IN.	3	7.89

0012 Essexville City Pct 2

REPRESENTATIVE IN CONGRESS 5TH DISTRICT
Vote for not more than 1

	VOTES	PERCENT
Daniel T. Kildee	315	99.68
WRITE-IN.	1	.32

REPRESENTATIVE IN STATE LEGISLATURE 96TH DISTRICT
Vote for not more than 1

	VOTES	PERCENT
Brian J. DuFresne.	39	10.89
Brian K. Elder.	176	49.16
Donald Tilley	143	39.94
WRITE-IN.	0	

COUNTY EXECUTIVE
Vote for not more than 1

	VOTES	PERCENT
Jim Barcia	167	42.82
Tom Hickner.	207	53.08
Mark McFarlin	16	4.10
WRITE-IN.	0	

PROSECUTING ATTORNEY
Vote for not more than 1

	VOTES	PERCENT
Nancy E. Borushko.	212	58.24
Marcus Garske	152	41.76
WRITE-IN.	0	

SHERIFF
Vote for not more than 1

	VOTES	PERCENT
Troy Cunningham	236	62.77
Robert C. Lee	59	15.69
Terry Spencer	80	21.28
WRITE-IN.	1	.27

CLERK
Vote for not more than 1

	VOTES	PERCENT
Cynthia A. Luczak.	311	99.36
WRITE-IN.	2	.64

TREASURER
Vote for not more than 1

	VOTES	PERCENT
Richard F. Brzezinski	294	99.32
WRITE-IN.	2	.68

REGISTER OF DEEDS
Vote for not more than 1

	VOTES	PERCENT
Kellie Bodrie	141	43.12
Brandon Krause.	186	56.88
WRITE-IN.	0	

COUNTY ROAD COMMISSIONER
Vote for not more than 1

	VOTES	PERCENT
Patrick Beson	299	99.67
WRITE-IN.	1	.33

DRAIN COMMISSIONER
Vote for not more than 1

	VOTES	PERCENT
Joseph Rivet	272	99.63
WRITE-IN.	1	.37

COUNTY COMMISSIONER 7TH DISTRICT
Vote for not more than 1

	VOTES	PERCENT
Michael E. Lutz	272	98.91
WRITE-IN.	3	1.09

DELEGATE TO COUNTY CONVENTION ESSEXVILLE CITY, PCT 2
Vote for not more than 6

	VOTES	PERCENT
WRITE-IN.	8	100.00

PRECINCT REPORT

BAY COUNTY, MICHIGAN
PRIMARY ELECTION
AUGUST 2, 2016
STATISTICS

OFFICIAL RESULTS

RUN DATE:08/06/16 09:08 AM

0013 Midland City Wd 1 Pct 6

	VOTES	PERCENT
REGISTERED VOTERS - TOTAL	128	
BALLOTS CAST - TOTAL	4	
BALLOTS CAST - REPUBLICAN	0	
BALLOTS CAST - DEMOCRATIC	0	
BALLOTS CAST - NONPARTISAN	0	
BALLOTS CAST - CROSSOVER	0	
VOTER TURNOUT - TOTAL		3.13

0013 Midland City Wd 1 Pct 6

REPRESENTATIVE IN CONGRESS 5TH DISTRICT

Vote for not more than 1	VOTES	PERCENT
Al Hardwick.	1	100.00
WRITE-IN.	0	

REPRESENTATIVE IN STATE LEGISLATURE 98TH DISTRICT

Vote for not more than 1	VOTES	PERCENT
Gary Glenn	1	100.00
WRITE-IN.	0	

COUNTY EXECUTIVE

Vote for not more than 1	VOTES	PERCENT
WRITE-IN.	0	

PROSECUTING ATTORNEY

Vote for not more than 1	VOTES	PERCENT
WRITE-IN.	0	

SHERIFF

Vote for not more than 1	VOTES	PERCENT
Jason Holsapple	1	100.00
WRITE-IN.	0	

CLERK

Vote for not more than 1	VOTES	PERCENT
WRITE-IN.	0	

TREASURER

Vote for not more than 1	VOTES	PERCENT
WRITE-IN.	0	

REGISTER OF DEEDS

Vote for not more than 1	VOTES	PERCENT
WRITE-IN.	0	

COUNTY ROAD COMMISSIONER

Vote for not more than 1	VOTES	PERCENT
Michael Rivard.	1	100.00
WRITE-IN.	0	

DRAIN COMMISSIONER

Vote for not more than 1	VOTES	PERCENT
Nelson Hans Niederer.	1	100.00
WRITE-IN.	0	

COUNTY COMMISSIONER 1ST DISTRICT

Vote for not more than 1	VOTES	PERCENT
Brandon DeFrain	1	100.00
WRITE-IN.	0	

DELEGATE TO COUNTY CONVENTION MIDLAND CITY, W1 PCT 6

Vote for not more than 1	VOTES	PERCENT
WRITE-IN.	0	

0013 Midland City Wd 1 Pct 6

REPRESENTATIVE IN CONGRESS 5TH DISTRICT
Vote for not more than 1

	VOTES	PERCENT
Daniel T. Kildee	1	100.00
WRITE-IN.	0	

REPRESENTATIVE IN STATE LEGISLATURE 98TH DISTRICT
Vote for not more than 1

	VOTES	PERCENT
Geoff Malicoat.	1	100.00
WRITE-IN.	0	

COUNTY EXECUTIVE
Vote for not more than 1

	VOTES	PERCENT
Jim Barcia	2	66.67
Tom Hickner.	1	33.33
Mark McFarlin	0	
WRITE-IN.	0	

PROSECUTING ATTORNEY
Vote for not more than 1

	VOTES	PERCENT
Nancy E. Borushko.	2	100.00
Marcus Garske	0	
WRITE-IN.	0	

SHERIFF
Vote for not more than 1

	VOTES	PERCENT
Troy Cunningham	1	33.33
Robert C. Lee	0	
Terry Spencer	2	66.67
WRITE-IN.	0	

CLERK
Vote for not more than 1

	VOTES	PERCENT
Cynthia A. Luczak.	1	100.00
WRITE-IN.	0	

TREASURER
Vote for not more than 1

	VOTES	PERCENT
Richard F. Brzezinski	1	100.00
WRITE-IN.	0	

REGISTER OF DEEDS
Vote for not more than 1

	VOTES	PERCENT
Kellie Bodrie	1	50.00
Brandon Krause.	1	50.00
WRITE-IN.	0	

COUNTY ROAD COMMISSIONER
Vote for not more than 1

	VOTES	PERCENT
Patrick Beson	2	100.00
WRITE-IN.	0	

DRAIN COMMISSIONER
Vote for not more than 1

	VOTES	PERCENT
Joseph Rivet	2	100.00
WRITE-IN.	0	

COUNTY COMMISSIONER 1ST DISTRICT
Vote for not more than 1

	VOTES	PERCENT
Michael Duranczyk.	2	100.00
WRITE-IN.	0	

DELEGATE TO COUNTY CONVENTION MIDLAND CITY, W1 PCT 6
Vote for not more than 1

	VOTES
WRITE-IN.	0

PRECINCT REPORT

BAY COUNTY, MICHIGAN
PRIMARY ELECTION
AUGUST 2, 2016
STATISTICS

OFFICIAL RESULTS

RUN DATE:08/06/16 09:08 AM

0014 Pinconning City Pct 1

	VOTES	PERCENT
REGISTERED VOTERS - TOTAL	853	
BALLOTS CAST - TOTAL.	161	
BALLOTS CAST - REPUBLICAN	25	15.53
BALLOTS CAST - DEMOCRATIC	129	B0.12
BALLOTS CAST - NONPARTISAN.	7	4.35
BALLOTS CAST - CROSSOVER	7	4.35
VOTER TURNOUT - TOTAL		18.87

PRECINCT REPORT

BAY COUNTY, MICHIGAN
PRIMARY ELECTION
AUGUST 2, 2016
Republican

OFFICIAL RESULTS

RUN DATE:08/06/16 09:08 AM

0014 Pinconning City Pct 1

	VOTES	PERCENT
REPRESENTATIVE IN CONGRESS 5TH DISTRICT		
Vote for not more than 1		
Al Hardwick.	21	95.45
WRITE-IN.	1	4.55
REPRESENTATIVE IN STATE LEGISLATURE 98TH DISTRICT		
Vote for not more than 1		
Gary Glenn	25	100.00
WRITE-IN.	0	
COUNTY EXECUTIVE		
Vote for not more than 1		
WRITE-IN.	3	100.00
PROSECUTING ATTORNEY		
Vote for not more than 1		
WRITE-IN.	3	100.00
SHERIFF		
Vote for not more than 1		
Jason Holsapple	20	95.24
WRITE-IN.	1	4.76
CLERK		
Vote for not more than 1		
WRITE-IN.	3	100.00
TREASURER		
Vote for not more than 1		
WRITE-IN.	3	100.00
REGISTER OF DEEDS		
Vote for not more than 1		
WRITE-IN.	3	100.00
COUNTY ROAD COMMISSIONER		
Vote for not more than 1		
Michael Rivard.	22	95.65
WRITE-IN.	1	4.35
DRAIN COMMISSIONER		
Vote for not more than 1		
Nelson Hans Niederer.	21	95.45
WRITE-IN.	1	4.55

	VOTES	PERCENT
COUNTY COMMISSIONER 1ST DISTRICT		
Vote for not more than 1		
Brandon DeFrain	22	100.00
WRITE-IN.	0	
DELEGATE TO COUNTY CONVENTION PINCONNING CITY, PCT 1		
Vote for not more than 2		
WRITE-IN.	4	100.00

0014 Pinconning City Pct 1

	VOTES	PERCENT
REPRESENTATIVE IN CONGRESS 5TH DISTRICT		
Vote for not more than 1		
Daniel T. Kildee	110	100.00
WRITE-IN.	0	
REPRESENTATIVE IN STATE LEGISLATURE 98TH DISTRICT		
Vote for not more than 1		
Geoff Malicoat.	96	100.00
WRITE-IN.	0	
COUNTY EXECUTIVE		
Vote for not more than 1		
Jim Barcia	78	61.90
Tom Hickner.	41	32.54
Mark McFarlin	5	3.97
WRITE-IN.	2	1.59
PROSECUTING ATTORNEY		
Vote for not more than 1		
Nancy E. Borushko.	76	65.52
Marcus Garske	38	32.76
WRITE-IN.	2	1.72
SHERIFF		
Vote for not more than 1		
Troy Cunningham	49	38.28
Robert C. Lee	8	6.25
Terry Spencer	71	55.47
WRITE-IN.	0	
CLERK		
Vote for not more than 1		
Cynthia A. Luczak.	111	100.00
WRITE-IN.	0	
TREASURER		
Vote for not more than 1		
Richard F. Brzezinski	102	100.00
WRITE-IN.	0	
REGISTER OF DEEDS		
Vote for not more than 1		
Kellie Bodrie	66	55.46
Brandon Krause.	51	42.86
WRITE-IN.	2	1.68
COUNTY ROAD COMMISSIONER		
Vote for not more than 1		
Patrick Beson	102	99.03
WRITE-IN.	1	.97
DRAIN COMMISSIONER		
Vote for not more than 1		
Joseph Rivet	104	100.00
WRITE-IN.	0	
COUNTY COMMISSIONER 1ST DISTRICT		
Vote for not more than 1		
Michael Duranczyk.	87	98.86
WRITE-IN.	1	1.14
DELEGATE TO COUNTY CONVENTION PINCONNING CITY, PCT 1		
Vote for not more than 4		
Jennifer L. DeLorge	64	43.84
Michael J. Duranczyk.	74	50.68
WRITE-IN.	8	5.48

PRECINCT REPORT

BAY COUNTY, MICHIGAN
PRIMARY ELECTION
AUGUST 2, 2016
STATISTICS

OFFICIAL RESULTS

RUN DATE:08/06/16 09:08 AM

0015 Bangor Twp Pct 1

	VOTES	PERCENT
REGISTERED VOTERS - TOTAL	1408	
BALLOTS CAST - TOTAL	466	
BALLOTS CAST - REPUBLICAN	28	6.01
BALLOTS CAST - DEMOCRATIC	426	91.42
BALLOTS CAST - NONPARTISAN	12	2.58
BALLOTS CAST - CROSSOVER	12	2.58
VOTER TURNOUT - TOTAL		33.10

0015 Bangor Twp Pct 1

	VOTES	PERCENT
REPRESENTATIVE IN CONGRESS 5TH DISTRICT		
Vote for not more than 1		
Al Hardwick.	28	100.00
WRITE-IN.	0	
REPRESENTATIVE IN STATE LEGISLATURE 96TH DISTRICT		
Vote for not more than 1		
David Scholl	28	100.00
WRITE-IN.	0	
COUNTY EXECUTIVE		
Vote for not more than 1		
WRITE-IN.	2	100.00
PROSECUTING ATTORNEY		
Vote for not more than 1		
WRITE-IN.	2	100.00
SHERIFF		
Vote for not more than 1		
Jason Holsapple	25	100.00
WRITE-IN.	0	
CLERK		
Vote for not more than 1		
WRITE-IN.	2	100.00
TREASURER		
Vote for not more than 1		
WRITE-IN.	2	100.00
REGISTER OF DEEDS		
Vote for not more than 1		
WRITE-IN.	2	100.00
COUNTY ROAD COMMISSIONER		
Vote for not more than 1		
Michael Rivard.	25	100.00
WRITE-IN.	0	
DRAIN COMMISSIONER		
Vote for not more than 1		
Nelson Hans Niederer.	23	100.00
WRITE-IN.	0	

	VOTES	PERCENT
COUNTY COMMISSIONER 2ND DISTRICT		
Vote for not more than 1		
WRITE-IN.	2	100.00
BANGOR TWP SUPERVISOR		
Vote for not more than 1		
Joe F. Davis	22	100.00
WRITE-IN.	0	
BANGOR TWP CLERK		
Vote for not more than 1		
WRITE-IN.	2	100.00
BANGOR TWP TREASURER		
Vote for not more than 1		
WRITE-IN.	2	100.00
BANGOR TWP TRUSTEE		
Vote for not more than 4		
Scott A. Schisler.	24	100.00
WRITE-IN.	0	
DELEGATE TO COUNTY CONVENTION BANGOR TWP, PCT 1		
Vote for not more than 6		
WRITE-IN.	2	100.00

0015 Bangor Twp Pct 1

REPRESENTATIVE IN CONGRESS 5TH DISTRICT
Vote for not more than 1

	VOTES	PERCENT
Daniel T. Kildee	314	99.05
WRITE-IN.	3	.95

REPRESENTATIVE IN STATE LEGISLATURE 96TH DISTRICT
Vote for not more than 1

	VOTES	PERCENT
Brian J. DuFresne.	53	15.01
Brian K. Elder.	151	42.78
Donald Tilley	147	41.64
WRITE-IN.	2	.57

COUNTY EXECUTIVE
Vote for not more than 1

	VOTES	PERCENT
Jim Barcia	244	58.10
Tom Hickner.	149	35.48
Mark McFarlin	25	5.95
WRITE-IN.	2	.48

PROSECUTING ATTORNEY
Vote for not more than 1

	VOTES	PERCENT
Nancy E. Borushko.	213	53.92
Marcus Garske	181	45.82
WRITE-IN.	1	.25

SHERIFF
Vote for not more than 1

	VOTES	PERCENT
Troy Cunningham	258	62.62
Robert C. Lee	50	12.14
Terry Spencer	103	25.00
WRITE-IN.	1	.24

CLERK
Vote for not more than 1

	VOTES	PERCENT
Cynthia A. Luczak.	331	99.70
WRITE-IN.	1	.30

TREASURER
Vote for not more than 1

	VOTES	PERCENT
Richard F. Brzezinski	297	99.33
WRITE-IN.	2	.67

REGISTER OF DEEDS
Vote for not more than 1

	VOTES	PERCENT
Kellie Bodrie	166	49.40
Brandon Krause.	169	50.30
WRITE-IN.	1	.30

COUNTY ROAD COMMISSIONER
Vote for not more than 1

	VOTES	PERCENT
Patrick Beson	311	99.04
WRITE-IN.	3	.96

DRAIN COMMISSIONER
Vote for not more than 1

	VOTES	PERCENT
Joseph Rivet	286	99.31
WRITE-IN.	2	.69

COUNTY COMMISSIONER 2ND DISTRICT
Vote for not more than 1

	VOTES	PERCENT
H. Dee Bishop	87	22.66
Ernie Krygier Jr..	297	77.34
WRITE-IN.	0	

BANGOR TWP SUPERVISOR
Vote for not more than 1

	VOTES	PERCENT
Colleen M. Maillette.	188	51.23
Glenn Rowley	179	48.77
WRITE-IN.	0	

BANGOR TWP CLERK
Vote for not more than 1

	VOTES	PERCENT
Dawn Bublitz	298	100.00
WRITE-IN.	0	

BANGOR TWP TREASURER
Vote for not more than 1

	VOTES	PERCENT
Karie Wardynski	276	99.64
WRITE-IN.	1	.36

BANGOR TWP TRUSTEE
Vote for not more than 4

	VOTES	PERCENT
Ken Bailey	158	16.27
Howard Eagle	200	20.60
Neil Froncek	211	21.73
Rich Phelps.	201	20.70
Floyd Willett	197	20.29
WRITE-IN.	4	.41

DELEGATE TO COUNTY CONVENTION BANGOR TWP, PCT 1
Vote for not more than 6

	VOTES	PERCENT
WRITE-IN.	8	100.00

PRECINCT REPORT

BAY COUNTY, MICHIGAN
PRIMARY ELECTION
AUGUST 2, 2016
STATISTICS

OFFICIAL RESULTS

RUN DATE:08/06/16 09:08 AM

0016 Bangor Twp Pct 2

	VOTES	PERCENT
REGISTERED VOTERS - TOTAL	1920	
BALLOTS CAST - TOTAL.	546	
BALLOTS CAST - REPUBLICAN	55	10.07
BALLOTS CAST - DEMOCRATIC	472	86.45
BALLOTS CAST - NONPARTISAN.	19	3.48
BALLOTS CAST - CROSSOVER	19	3.48
VOTER TURNOUT - TOTAL		28.44

0016 Bangor Twp Pct 2

REPRESENTATIVE IN CONGRESS 5TH DISTRICT
Vote for not more than 1

	VOTES	PERCENT
Al Hardwick.	53	100.00
WRITE-IN.	0	

REPRESENTATIVE IN STATE LEGISLATURE 96TH DISTRICT
Vote for not more than 1

	VOTES	PERCENT
David Scholl	51	100.00
WRITE-IN.	0	

COUNTY EXECUTIVE
Vote for not more than 1

	VOTES	PERCENT
WRITE-IN.	3	100.00

PROSECUTING ATTORNEY
Vote for not more than 1

	VOTES	PERCENT
WRITE-IN.	1	100.00

SHERIFF
Vote for not more than 1

	VOTES	PERCENT
Jason Holsapple	48	100.00
WRITE-IN.	0	

CLERK
Vote for not more than 1

	VOTES	PERCENT
WRITE-IN.	2	100.00

TREASURER
Vote for not more than 1

	VOTES	PERCENT
WRITE-IN.	2	100.00

REGISTER OF DEEDS
Vote for not more than 1

	VOTES	PERCENT
WRITE-IN.	2	100.00

COUNTY ROAD COMMISSIONER
Vote for not more than 1

	VOTES	PERCENT
Michael Rivard.	55	100.00
WRITE-IN.	0	

DRAIN COMMISSIONER
Vote for not more than 1

	VOTES	PERCENT
Nelson Hans Niederer.	53	100.00
WRITE-IN.	0	

COUNTY COMMISSIONER 2ND DISTRICT
Vote for not more than 1

	VOTES	PERCENT
WRITE-IN.	3	100.00

BANGOR TWP SUPERVISOR
Vote for not more than 1

	VOTES	PERCENT
Joe F. Davis	53	100.00
WRITE-IN.	0	

BANGOR TWP CLERK
Vote for not more than 1

	VOTES	PERCENT
WRITE-IN.	2	100.00

BANGOR TWP TREASURER
Vote for not more than 1

	VOTES	PERCENT
WRITE-IN.	2	100.00

BANGOR TWP TRUSTEE
Vote for not more than 4

	VOTES	PERCENT
Scott A. Schisler.	52	100.00
WRITE-IN.	0	

DELEGATE TO COUNTY CONVENTION BANGOR TWP, PCT 2
Vote for not more than 7

	VOTES	PERCENT
WRITE-IN.	0	

PRECINCT REPORT

BAY COUNTY, MICHIGAN
PRIMARY ELECTION
AUGUST 2, 2016
Democratic

OFFICIAL RESULTS

RUN DATE:08/06/16 09:08 AM

0016 Bangor Twp Pct 2

REPRESENTATIVE IN CONGRESS 5TH DISTRICT
Vote for not more than 1

	VOTES	PERCENT
Daniel T. Kildee	372	99.47
WRITE-IN.	2	.53

REPRESENTATIVE IN STATE LEGISLATURE 96TH DISTRICT
Vote for not more than 1

	VOTES	PERCENT
Brian J. DuFresne.	65	16.05
Brian K. Elder.	165	40.74
Donald Tilley	173	42.72
WRITE-IN.	2	.49

COUNTY EXECUTIVE
Vote for not more than 1

	VOTES	PERCENT
Jim Barcia	270	59.73
Tom Hickner.	162	35.84
Mark McFarlin	19	4.20
WRITE-IN.	1	.22

PROSECUTING ATTORNEY
Vote for not more than 1

	VOTES	PERCENT
Nancy E. Borushko.	241	55.53
Marcus Garske	192	44.24
WRITE-IN.	1	.23

SHERIFF
Vote for not more than 1

	VOTES	PERCENT
Troy Cunningham	305	66.74
Robert C. Lee	69	15.10
Terry Spencer	82	17.94
WRITE-IN.	1	.22

CLERK
Vote for not more than 1

	VOTES	PERCENT
Cynthia A. Luczak.	371	99.46
WRITE-IN.	2	.54

TREASURER
Vote for not more than 1

	VOTES	PERCENT
Richard F. Brzezinski	343	98.85
WRITE-IN.	4	1.15

REGISTER OF DEEDS
Vote for not more than 1

	VOTES	PERCENT
Kellie Bodrie	170	46.83
Brandon Krause.	189	52.07
WRITE-IN.	4	1.10

COUNTY ROAD COMMISSIONER
Vote for not more than 1

	VOTES	PERCENT
Patrick Beson	347	99.14
WRITE-IN.	3	.86

DRAIN COMMISSIONER
Vote for not more than 1

	VOTES	PERCENT
Joseph Rivet	340	98.84
WRITE-IN.	4	1.16

COUNTY COMMISSIONER 2ND DISTRICT
Vote for not more than 1

	VOTES	PERCENT
H. Dee Bishop	96	22.70
Ernie Krygier Jr..	325	76.83
WRITE-IN.	2	.47

8ANGOR TWP SUPERVISOR
Vote for not more than 1

	VOTES	PERCENT
Colleen M. Maillette.	178	42.08
Glenn Rowley	244	57.68
WRITE-IN.	1	.24

BANGOR TWP CLERK
Vote for not more than 1

	VOTES	PERCENT
Dawn Bublitz	338	99.41
WRITE-IN.	2	.59

BANGOR TWP TREASURER
Vote for not more than 1

	VOTES	PERCENT
Karie Wardynski	320	99.69
WRITE-IN.	1	.31

BANGOR TWP TRUSTEE
Vote for not more than 4

	VOTES	PERCENT
Ken Bailey	182	16.06
Howard Eagle	246	21.71
Neil Froncek	262	23.12
Rich Phelps.	227	20.04
Floyd Willett	215	18.98
WRITE-IN.	1	.09

DELEGATE TO COUNTY CONVENTION BANGOR TWP, PCT 2
Vote for not more than 8

	VOTES	PERCENT
Matt Beaver.	297	98.34
WRITE-IN.	5	1.66

PRECINCT REPORT

BAY COUNTY, MICHIGAN
PRIMARY ELECTION
AUGUST 2, 2016
STATISTICS

OFFICIAL RESULTS

RUN DATE:08/06/16 09:08 AM

0017 Bangor Twp Pct 3

	VOTES	PERCENT
REGISTERED VOTERS - TOTAL	1949	
BALLOTS CAST - TOTAL.	413	
BALLOTS CAST - REPUBLICAN	41	9.93
BALLOTS CAST - DEMOCRATIC	353	85.47
BALLOTS CAST - NONPARTISAN.	19	4.60
BALLOTS CAST - CROSSOVER	17	4.12
VOTER TURNOUT - TOTAL		21.19

0017 Bangor Twp Pct 3

REPRESENTATIVE IN CONGRESS 5TH DISTRICT
Vote for not more than 1

	VOTES	PERCENT
Al Hardwick	40	100.00
WRITE-IN	0	

REPRESENTATIVE IN STATE LEGISLATURE 96TH DISTRICT
Vote for not more than 1

	VOTES	PERCENT
David Scholl	39	100.00
WRITE-1N	0	

COUNTY EXECUTIVE
Vote for not more than 1

	VOTES	PERCENT
WRITE-IN	1	100.00

PROSECUTING ATTORNEY
Vote for not more than 1

	VOTES	PERCENT
WRITE-IN	2	100.00

SHERIFF
Vote for not more than 1

	VOTES	PERCENT
Jason Holsapple	36	100.00
WRITE-IN	0	

CLERK
Vote for not more than 1

	VOTES	PERCENT
WRITE-IN	3	100.00

TREASURER
Vote for not more than 1

	VOTES	PERCENT
WRITE-IN	3	100.00

REGISTER OF DEEDS
Vote for not more than 1

	VOTES	PERCENT
WRITE-IN	2	100.00

COUNTY ROAD COMMISSIONER
Vote for not more than 1

	VOTES	PERCENT
Michael Rivard	38	100.00
WRITE-IN	0	

DRAIN COMMISSIONER
Vote for not more than 1

	VOTES	PERCENT
Nelson Hans Niederer	38	100.00
WRITE-IN	0	

COUNTY COMMISSIONER 2ND DISTRICT
Vote for not more than 1

	VOTES	PERCENT
WRITE-IN	3	100.00

BANGOR TWP SUPERVISOR
Vote for not more than 1

	VOTES	PERCENT
Joe F. Davis	38	100.00
WRITE-IN	0	

BANGOR TWP CLERK
Vote for not more than 1

	VOTES	PERCENT
WRITE-IN	2	100.00

BANGOR TWP TREASURER
Vote for not more than 1

	VOTES	PERCENT
WRITE-IN	2	100.00

BANGOR TWP TRUSTEE
Vote for not more than 4

	VOTES	PERCENT
Scott A. Schisler	40	100.00
WRITE-IN	0	

DELEGATE TO COUNTY CONVENTION BANGOR TWP, PCT 3
Vote for not more than 7

	VOTES	PERCENT
WRITE-IN	1	100.00

0017 Bangor Twp Pct 3

REPRESENTATIVE IN CONGRESS 5TH DISTRICT
Vote for not more than 1

	VOTES	PERCENT
Daniel T. Kildee	286	99.65
WRITE-IN.	1	.35

REPRESENTATIVE IN STATE LEGISLATURE 96TH DISTRICT
Vote for not more than 1

	VOTES	PERCENT
Brian J. DuFresne.	49	15.71
Brian K. Elder.	154	49.36
Donald Tilley	108	34.62
WRITE-IN.	1	.32

COUNTY EXECUTIVE
Vote for not more than 1

	VOTES	PERCENT
Jim Barcia	207	60.00
Tom Hickner.	117	33.91
Mark McFarlin	21	6.09
WRITE-IN.	0	

PROSECUTING ATTORNEY
Vote for not more than 1

	VOTES	PERCENT
Nancy E. Borushko.	168	53.50
Marcus Garske	145	46.18
WRITE-IN.	1	.32

SHERIFF
Vote for not more than 1

	VOTES	PERCENT
Troy Cunningham	224	65.31
Robert C. Lee	52	15.16
Terry Spencer	67	19.53
WRITE-IN.	0	

CLERK
Vote for not more than 1

	VOTES	PERCENT
Cynthia A. Luczak.	292	100.00
WRITE-IN.	0	

TREASURER
Vote for not more than 1

	VOTES	PERCENT
Richard F. Brzezinski	269	100.00
WRITE-IN.	0	

REGISTER OF DEEDS
Vote for not more than 1

	VOTES	PERCENT
Kellie Bodrie	163	55.82
Brandon Krause.	129	44.18
WRITE-IN.	0	

COUNTY ROAD COMMISSIONER
Vote for not more than 1

	VOTES	PERCENT
Patrick Beson	272	99.63
WRITE-IN.	1	.37

DRAIN COMMISSIONER
Vote for not more than 1

	VOTES	PERCENT
Joseph Rivet	267	99.26
WRITE-IN.	2	.74

COUNTY COMMISSIONER 2ND DISTRICT
Vote for not more than 1

	VOTES	PERCENT
H. Dee Bishop	103	32.49
Ernie Krygier Jr..	210	66.25
WRITE-IN.	4	1.26

BANGOR TWP SUPERVISOR
Vote for not more than 1

	VOTES	PERCENT
Colleen M. Maillette.	158	49.69
Glenn Rowley	160	50.31
WRITE-IN.	0	

BANGOR TWP CLERK
Vote for not more than 1

	VOTES	PERCENT
Dawn Bublitz	266	100.00
WRITE-IN.	0	

BANGOR TWP TREASURER
Vote for not more than 1

	VOTES	PERCENT
Karie Wardynski	255	99.61
WRITE-IN.	1	.39

BANGOR TWP TRUSTEE
Vote for not more than 4

	VOTES	PERCENT
Ken Bailey	167	18.76
Howard Eagle	163	18.31
Neil Froncek	190	21.35
Rich Phelps.	194	21.80
Floyd Willett	173	19.44
WRITE-IN.	3	.34

DELEGATE TO COUNTY CONVENTION BANGOR TWP, PCT 3
Vote for not more than 8

	VOTES	PERCENT
WRITE-IN.	11	100.00

PRECINCT REPORT

BAY COUNTY, MICHIGAN
PRIMARY ELECTION
AUGUST 2, 2016
STATISTICS

OFFICIAL RESULTS

RUN DATE:08/06/16 09:08 AM

0018 Bangor Twp Pct 4

	VOTES	PERCENT
REGISTERED VOTERS - TOTAL	1641	
BALLOTS CAST - TOTAL.	437	
BALLOTS CAST - REPUBLICAN	68	15.56
BALLOTS CAST - DEMOCRATIC	351	80.32
BALLOTS CAST - NONPARTISAN.	18	4.12
BALLOTS CAST - CROSSOVER	18	4.12
VOTER TURNOUT - TOTAL		26.63

0018 Bangor Twp Pct 4

REPRESENTATIVE IN CONGRESS 5TH DISTRICT
Vote for not more than 1

	VOTES	PERCENT
Al Hardwick.	64	100.00
WRITE-IN.	0	

REPRESENTATIVE IN STATE LEGISLATURE 96TH DISTRICT
Vote for not more than 1

	VOTES	PERCENT
David Scholl	66	100.00
WRITE-IN.	0	

COUNTY EXECUTIVE
Vote for not more than 1

	VOTES	PERCENT
WRITE-IN.	6	100.00

PROSECUTING ATTORNEY
Vote for not more than 1

	VOTES	PERCENT
WRITE-IN.	6	100.00

SHERIFF
Vote for not more than 1

	VOTES	PERCENT
Jason Holsapple	66	100.00
WRITE-IN.	0	

CLERK
Vote for not more than 1

	VOTES	PERCENT
WRITE-IN.	5	100.00

TREASURER
Vote for not more than 1

	VOTES	PERCENT
WRITE-IN.	5	100.00

REGISTER OF DEEDS
Vote for not more than 1

	VOTES	PERCENT
WRITE-IN.	5	100.00

COUNTY ROAD COMMISSIONER
Vote for not more than 1

	VOTES	PERCENT
Michael Rivard.	66	100.00
WRITE-IN.	0	

DRAIN COMMISSIONER
Vote for not more than 1

	VOTES	PERCENT
Nelson Hans Niederer.	64	100.00
WRITE-IN.	0	

COUNTY COMMISSIONER 4TH DISTRICT
Vote for not more than 1

	VOTES	PERCENT
Chad Sibley.	62	100.00
WRITE-IN.	0	

BANGOR TWP SUPERVISOR
Vote for not more than 1

	VOTES	PERCENT
Joe F. Davis	63	100.00
WRITE-IN.	0	

BANGOR TWP CLERK
Vote for not more than 1

	VOTES	PERCENT
WRITE-IN.	6	100.00

BANGOR TWP TREASURER
Vote for not more than 1

	VOTES	PERCENT
WRITE-IN.	5	100.00

BANGOR TWP TRUSTEE
Vote for not more than 4

	VOTES	PERCENT
Scott A. Schisler.	64	100.00
WRITE-IN.	0	

DELEGATE TO COUNTY CONVENTION BANGOR TWP, PCT 4
Vote for not more than 6

	VOTES	PERCENT
Kersten Elizabeth Bond	64	100.00
WRITE-IN.	0	

0018 Bangor Twp Pct 4

REPRESENTATIVE IN CONGRESS 5TH DISTRICT
Vote for not more than 1

	VOTES	PERCENT
Daniel T. Kildee	287	98.97
WRITE-IN.	3	1.03

REPRESENTATIVE IN STATE LEGISLATURE 96TH DISTRICT
Vote for not more than 1

	VOTES	PERCENT
Brian J. DuFresne.	46	14.56
Brian K. Elder.	146	46.20
Donald Tilley	122	38.61
WRITE-IN.	2	.63

COUNTY EXECUTIVE
Vote for not more than 1

	VOTES	PERCENT
Jim Barcia	200	58.31
Tom Hickner.	118	34.40
Mark McFarlin	25	7.29
WRITE-IN.	0	

PROSECUTING ATTORNEY
Vote for not more than 1

	VOTES	PERCENT
Nancy E. Borushko.	175	53.35
Marcus Garske	153	46.65
WRITE-IN.	0	

SHERIFF
Vote for not more than 1

	VOTES	PERCENT
Troy Cunningham	205	60.29
Robert C. Lee	67	19.71
Terry Spencer	68	20.00
WRITE-IN.	0	

CLERK
Vote for not more than 1

	VOTES	PERCENT
Cynthia A. Luczak.	290	99.66
WRITE-IN.	1	.34

TREASURER
Vote for not more than 1

	VOTES	PERCENT
Richard F. Brzezinski	273	99.64
WRITE-IN.	1	.36

REGISTER OF DEEDS
Vote for not more than 1

	VOTES	PERCENT
Kellie Bodrie	137	47.24
Brandon Krause.	152	52.41
WRITE-IN.	1	.34

COUNTY ROAD COMMISSIONER
Vote for not more than 1

	VOTES	PERCENT
Patrick Beson	271	98.91
WRITE-IN.	3	1.09

DRAIN COMMISSIONER
Vote for not more than 1

	VOTES	PERCENT
Joseph Rivet	267	99.63
WRITE-IN.	1	.37

COUNTY COMMISSIONER 4TH DISTRICT
Vote for not more than 1

	VOTES	PERCENT
Kim J. Coonan	156	48.75
Thomas A. Matuszewski	164	51.25
WRITE-IN.	0	

BANGOR TWP SUPERVISOR
Vote for not more than 1

	VOTES	PERCENT
Colleen M. Maillette.	164	52.06
Glenn Rowley	151	47.94
WRITE-IN.	0	

BANGOR TWP CLERK
Vote for not more than 1

	VOTES	PERCENT
Dawn Bublitz	265	99.62
WRITE-IN.	1	.38

BANGOR TWP TREASURER
Vote for not more than 1

	VOTES	PERCENT
Karie Wardynski	256	99.61
WRITE-IN.	1	.39

BANGOR TWP TRUSTEE
Vote for not more than 4

	VOTES	PERCENT
Ken Bailey	159	18.77
Howard Eagle	164	19.36
Neil Froncek	177	20.90
Rich Phelps.	190	22.43
Floyd Willett	156	18.42
WRITE-IN.	1	.12

DELEGATE TO COUNTY CONVENTION BANGOR TWP, PCT 4
Vote for not more than 8

	VOTES	PERCENT
Bethany Robinson	182	33.58
Pedro Santos	176	32.47
Diane Yaworski.	183	33.76
WRITE-IN.	1	.18

PRECINCT REPORT

BAY COUNTY, MICHIGAN
PRIMARY ELECTION
AUGUST 2, 2016
STATISTICS

OFFICIAL RESULTS

RUN DATE:08/06/16 09:08 AM

0019 Bangor Twp Pct 5

	VOTES	PERCENT
REGISTERED VOTERS - TOTAL	2688	
BALLOTS CAST - TOTAL.	661	
BALLOTS CAST - REPUBLICAN	40	6.05
BALLOTS CAST - DEMOCRATIC	596	90.17
BALLOTS CAST - NONPARTISAN.	25	3.78
BALLOTS CAST - CROSSOVER	24	3.63
VOTER TURNOUT - TOTAL		24.59

0019 Bangor Twp Pct 5

REPRESENTATIVE IN CONGRESS 5TH DISTRICT
Vote for not more than 1

	VOTES	PERCENT
Al Hardwick.	40	100.00
WRITE-IN.	0	

REPRESENTATIVE IN STATE LEGISLATURE 96TH DISTRICT
Vote for not more than 1

	VOTES	PERCENT
David Scholl	40	100.00
WRITE-IN.	0	

COUNTY EXECUTIVE
Vote for not more than 1

	VOTES	PERCENT
WRITE-IN.	2	100.00

PROSECUTING ATTORNEY
Vote for not more than 1

	VOTES	PERCENT
WRITE-IN.	2	100.00

SHERIFF
Vote for not more than 1

	VOTES	PERCENT
Jason Holsapple	37	100.00
WRITE-IN.	0	

CLERK
Vote for not more than 1

	VOTES	PERCENT
WRITE-IN.	2	100.00

TREASURER
Vote for not more than 1

	VOTES	PERCENT
WRITE-IN.	2	100.00

REGISTER OF DEEDS
Vote for not more than 1

	VOTES	PERCENT
WRITE-IN.	2	100.00

COUNTY ROAD COMMISSIONER
Vote for not more than 1

	VOTES	PERCENT
Michael Rivard.	37	100.00
WRITE-IN.	0	

DRAIN COMMISSIONER
Vote for not more than 1

	VOTES	PERCENT
Nelson Hans Niederer.	39	100.00
WRITE-IN.	0	

COUNTY COMMISSIONER 2ND DISTRICT
Vote for not more than 1

	VOTES	PERCENT
WRITE-IN.	3	100.00

BANGOR TWP SUPERVISOR
Vote for not more than 1

	VOTES	PERCENT
Joe F. Davis	38	100.00
WRITE-IN.	0	

BANGOR TWP CLERK
Vote for not more than 1

	VOTES	PERCENT
WRITE-IN.	2	100.00

8ANGOR TWP TREASURER
Vote for not more than 1

	VOTES	PERCENT
WRITE-IN.	2	100.00

BANGOR TWP TRUSTEE
Vote for not more than 4

	VOTES	PERCENT
Scott A. Schisler.	37	100.00
WRITE-IN.	0	

DELEGATE TO COUNTY CONVENTION BANGOR TWP, PCT 5
Vote for not more than 6

	VOTES	PERCENT
WRITE-IN.	1	100.00

0019 Bangor Twp Pct 5

REPRESENTATIVE IN CONGRESS 5TH DISTRICT
Vote for not more than 1

	VOTES	PERCENT
Daniel T. Kildee	451	99.78
WRITE-IN.	1	.22

REPRESENTATIVE IN STATE LEGISLATURE 96TH DISTRICT
Vote for not more than 1

	VOTES	PERCENT
Brian J. DuFresne.	82	16.11
Brian K. Elder.	262	51.47
Donald Tilley	164	32.22
WRITE-IN.	1	.20

COUNTY EXECUTIVE
Vote for not more than 1

	VOTES	PERCENT
Jim Barcia	337	58.92
Tom Hickner.	187	32.69
Mark McFarlin	46	B.04
WRITE-IN.	2	.35

PROSECUTING ATTORNEY
Vote for not more than 1

	VOTES	PERCENT
Nancy E. Borushko.	262	48.70
Marcus Garske	275	51.12
WRITE-IN.	1	.19

SHERIFF
Vote for not more than 1

	VOTES	PERCENT
Troy Cunningham	339	58.65
Robert C. Lee	100	17.30
Terry Spencer	139	24.05
WRITE-IN.	0	

CLERK
Vote for not more than 1

	VOTES	PERCENT
Cynthia A. Luczak.	453	99.56
WRITE-IN.	2	.44

TREASURER
Vote for not more than 1

	VOTES	PERCENT
Richard F. Brzezinski	414	99.52
WRITE-IN.	2	.48

REGISTER OF DEEDS
Vote for not more than 1

	VOTES	PERCENT
Kellie Bodrie	255	53.80
Brandon Krause.	219	46.20
WRITE-IN.	0	

COUNTY ROAD COMMISSIONER
Vote for not more than 1

	VOTES	PERCENT
Patrick Beson	437	99.77
WRITE-IN.	1	.23

DRAIN COMMISSIONER
Vote for not more than 1

	VOTES	PERCENT
Joseph Rivet	408	99.27
WRITE-IN.	3	.73

COUNTY COMMISSIONER 2ND DISTRICT
Vote for not more than 1

	VOTES	PERCENT
H. Dee Bishop	143	26.58
Ernie Krygier Jr..	392	72.86
WRITE-IN.	3	.56

BANGOR TWP SUPERVISOR
Vote for not more than 1

	VOTES	PERCENT
Colleen M. Maillette.	250	46.90
Glenn Rowley	282	52.91
WRITE-IN.	1	.19

BANGOR TWP CLERK
Vote for not more than 1

	VOTES	PERCENT
Dawn Bublitz	426	99.77
WRITE-IN.	1	.23

BANGOR TWP TREASURER
Vote for not more than 1

	VOTES	PERCENT
Karie Wardynski	393	99.49
WRITE-IN.	2	.51

BANGOR TWP TRUSTEE
Vote for not more than 4

	VOTES	PERCENT
Ken Bailey	243	16.52
Howard Eagle	336	22.B4
Neil Froncek	340	23.11
Rich Phelps.	315	21.41
Floyd Willett	236	16.04
WRITE-IN.	1	.07

DELEGATE TO COUNTY CONVENTION BANGOR TWP, PCT 5
Vote for not more than 11

	VOTES	PERCENT
Chris Espinoza.	199	23.95
Jeff Mayes	396	47.65
Dennis Pilarski	234	28.16
WRITE-IN.	2	.24

PRECINCT REPORT

BAY COUNTY, MICHIGAN
PRIMARY ELECTION
AUGUST 2, 2016
STATISTICS

OFFICIAL RESULTS

RUN DATE:08/06/16 09:08 AM

0020 Bangor Twp Pct 6

	VOTES	PERCENT
REGISTERED VOTERS - TOTAL	1945	
BALLOTS CAST - TOTAL	587	
BALLOTS CAST - REPUBLICAN	44	7.50
BALLOTS CAST - DEMOCRATIC	526	89.61
BALLOTS CAST - NONPARTISAN	17	2.90
BALLOTS CAST - CROSSOVER	16	2.73
VOTER TURNOUT - TOTAL		30.18

0020 Bangor Twp Pct 6

	VOTES	PERCENT
REPRESENTATIVE IN CONGRESS 5TH DISTRICT		
Vote for not more than 1		
Al Hardwick	42	100.00
WRITE-IN	0	
REPRESENTATIVE IN STATE LEGISLATURE 96TH DISTRICT		
Vote for not more than 1		
David Scholl	42	100.00
WRITE-IN	0	
COUNTY EXECUTIVE		
Vote for not more than 1		
WRITE-IN	3	100.00
PROSECUTING ATTORNEY		
Vote for not more than 1		
WRITE-IN	3	100.00
SHERIFF		
Vote for not more than 1		
Jason Holsapple	41	100.00
WRITE-IN	0	
CLERK		
Vote for not more than 1		
WRITE-IN	2	100.00
TREASURER		
Vote for not more than 1		
WRITE-IN	3	100.00
REGISTER OF DEEDS		
Vote for not more than 1		
WRITE-IN	3	100.00
COUNTY ROAD COMMISSIONER		
Vote for not more than 1		
Michael Rivard	41	100.00
WRITE-IN	0	
DRAIN COMMISSIONER		
Vote for not more than 1		
Nelson Hans Niederer	40	100.00
WRITE-IN	0	

	VOTES	PERCENT
COUNTY COMMISSIONER 4TH DISTRICT		
Vote for not more than 1		
Chad Sibley	39	100.00
WRITE-IN	0	
BANGOR TWP SUPERVISOR		
Vote for not more than 1		
Joe F. Davis	38	100.00
WRITE-IN	0	
BANGOR TWP CLERK		
Vote for not more than 1		
WRITE-IN	2	100.00
BANGOR TWP TREASURER		
Vote for not more than 1		
WRITE-IN	1	100.00
BANGOR TWP TRUSTEE		
Vote for not more than 4		
Scott A. Schisler	39	100.00
WRITE-IN	0	
DELEGATE TO COUNTY CONVENTION BANGOR TWP, PCT 6		
Vote for not more than 8		
WRITE-IN	3	100.00

0020 Bangor Twp Pct 6

REPRESENTATIVE IN CONGRESS 5TH DISTRICT
Vote for not more than 1

	VOTES	PERCENT
Daniel T. Kildee	420	99.53
WRITE-IN.	2	.47

REPRESENTATIVE IN STATE LEGISLATURE 96TH DISTRICT
Vote for not more than 1

	VOTES	PERCENT
Brian J. DuFresne.	65	13.86
Brian K. Elder.	242	51.60
Donald Tilley	161	34.33
WRITE-IN.	1	.21

COUNTY EXECUTIVE
Vote for not more than 1

	VOTES	PERCENT
Jim Barcia	294	56.76
Tom Hickner.	202	39.00
Mark McFarlin	22	4.25
WRITE-IN.	0	

PROSECUTING ATTORNEY
Vote for not more than 1

	VOTES	PERCENT
Nancy E. Borushko.	271	54.31
Marcus Garske	228	45.69
WRITE-IN.	0	

SHERIFF
Vote for not more than 1

	VOTES	PERCENT
Troy Cunningham	343	67.65
Robert C. Lee	70	13.81
Terry Spencer	94	18.54
WRITE-IN.	0	

CLERK
Vote for not more than 1

	VOTES	PERCENT
Cynthia A. Luczak.	426	99.77
WRITE-IN.	1	.23

TREASURER
Vote for not more than 1

	VOTES	PERCENT
Richard F. Brzezinski	398	99.50
WRITE-IN.	2	.50

REGISTER OF DEEDS
Vote for not more than 1

	VOTES	PERCENT
Kellie Bodrie	205	45.86
Brandon Krause.	240	53.69
WRITE-IN.	2	.45

COUNTY ROAD COMMISSIONER
Vote for not more than 1

	VOTES	PERCENT
Patrick Beson	407	99.27
WRITE-IN.	3	.73

DRAIN COMMISSIONER
Vote for not more than 1

	VOTES	PERCENT
Joseph Rivet	389	99.23
WRITE-IN.	3	.77

COUNTY COMMISSIONER 4TH DISTRICT
Vote for not more than 1

	VOTES	PERCENT
Kim J. Coonan	224	47.16
Thomas A. Matuszewski	251	52.84
WRITE-IN.	0	

BANGOR TWP SUPERVISOR
Vote for not more than 1

	VOTES	PERCENT
Colleen M. Maillette.	246	51.68
Glenn Rowley	230	48.32
WRITE-IN.	0	

BANGOR TWP CLERK
Vote for not more than 1

	VOTES	PERCENT
Dawn Bublitz	380	99.74
WRITE-IN.	1	.26

BANGOR TWP TREASURER
Vote for not more than 1

	VOTES	PERCENT
Karie Wardynski	364	99.18
WRITE-IN.	3	.82

BANGOR TWP TRUSTEE
Vote for not more than 4

	VOTES	PERCENT
Ken Bailey	212	17.88
Howard Eagle	229	19.31
Neil Froncek	259	21.84
Rich Phelps.	264	22.26
Floyd Willett	219	18.47
WRITE-IN.	3	.25

DELEGATE TO COUNTY CONVENTION BANGOR TWP, PCT 6
Vote for not more than 8

	VOTES	PERCENT
Jayson Hoppe	213	36.35
Cynthia A. Luczak.	364	62.12
WRITE-IN.	9	1.54

PRECINCT REPORT

BAY COUNTY, MICHIGAN
PRIMARY ELECTION
AUGUST 2, 2016
STATISTICS

OFFICIAL RESULTS

RUN DATE:08/06/16 09:08 AM

0021 Beaver Township Pct 1

	VOTES	PERCENT
REGISTERED VOTERS - TOTAL	2069	
BALLOTS CAST - TOTAL	616	
BALLOTS CAST - REPUBLICAN	66	10.71
BALLOTS CAST - DEMOCRATIC	530	86.04
BALLOTS CAST - NONPARTISAN	20	3.25
BALLOTS CAST - CROSSOVER	20	3.25
VOTER TURNOUT - TOTAL		29.77

0021 Beaver Township Pct 1

REPRESENTATIVE IN CONGRESS 5TH DISTRICT
Vote for not more than 1

	VOTES	PERCENT
Al Hardwick.	65	100.00
WRITE-IN.	0	

REPRESENTATIVE IN STATE LEGISLATURE 98TH DISTRICT
Vote for not more than 1

	VOTES	PERCENT
Gary Glenn	66	100.00
WRITE-IN.	0	

COUNTY EXECUTIVE
Vote for not more than 1

	VOTES	PERCENT
WRITE-IN.	5	100.00

PROSECUTING ATTORNEY
Vote for not more than 1

	VOTES	PERCENT
WRITE-IN.	5	100.00

SHERIFF
Vote for not more than 1

	VOTES	PERCENT
Jason Holsapple	58	100.00
WRITE-IN.	0	

CLERK
Vote for not more than 1

	VOTES	PERCENT
WRITE-IN.	5	100.00

TREASURER
Vote for not more than 1

	VOTES	PERCENT
WRITE-IN.	4	100.00

REGISTER OF DEEDS
Vote for not more than 1

	VOTES	PERCENT
WRITE-IN.	4	100.00

COUNTY ROAD COMMISSIONER
Vote for not more than 1

	VOTES	PERCENT
Michael Rivard.	60	100.00
WRITE-IN.	0	

DRAIN COMMISSIONER
Vote for not more than 1

	VOTES	PERCENT
Nelson Hans Niederer.	56	100.00
WRITE-IN.	0	

COUNTY COMMISSIONER 1ST DISTRICT
Vote for not more than 1

	VOTES	PERCENT
Brandon DeFrain	57	100.00
WRITE-IN.	0	

BEAVER TWP SUPERVISOR
Vote for not more than 1

	VOTES	PERCENT
WRITE-IN.	4	100.00

BEAVER TWP CLERK
Vote for not more than 1

	VOTES	PERCENT
WRITE-IN.	2	100.00

BEAVER TWP TREASURER
Vote for not more than 1

	VOTES	PERCENT
WRITE-IN.	3	100.00

BEAVER TWP TRUSTEE
Vote for not more than 2

	VOTES	PERCENT
William Retzloff	52	100.00
WRITE-IN.	0	

DELEGATE TO COUNTY CONVENTION BEAVER TWP, PCT 1
Vote for not more than 9

	VOTES	PERCENT
William F. Miller.	46	50.00
Kevin D. Retzloff.	46	50.00
WRITE-IN.	0	

0021 Beaver Township Pct 1

	VOTES	PERCENT
REPRESENTATIVE IN CONGRESS 5TH DISTRICT		
Vote for not more than 1		
Daniel T. Kildee	360	99.45
WRITE-IN.	2	.55
REPRESENTATIVE IN STATE LEGISLATURE 98TH DISTRICT		
Vote for not more than 1		
Geoff Malicoat.	326	99.39
WRITE-IN.	2	.61
COUNTY EXECUTIVE		
Vote for not more than 1		
Jim Barcia	280	57.73
Tom Hickner.	168	34.64
Mark McFarlin	37	7.63
WRITE-IN.	0	
PROSECUTING ATTORNEY		
Vote for not more than 1		
Nancy E. Borushko.	225	50.90
Marcus Garske	217	49.10
WRITE-IN.	0	
SHERIFF		
Vote for not more than 1		
Troy Cunningham	302	62.79
Robert C. Lee	70	14.55
Terry Spencer	108	22.45
WRITE-IN.	1	.21
CLERK		
Vote for not more than 1		
Cynthia A. Luczak.	359	98.36
WRITE-IN.	6	1.64
TREASURER		
Vote for not more than 1		
Richard F. Brzezinski	330	98.80
WRITE-IN.	4	1.20
REGISTER OF DEEDS		
Vote for not more than 1		
Kellie Bodrie	162	34.84
Brandon Krause.	302	64.95
WRITE-IN.	1	.22

	VOTES	PERCENT
COUNTY ROAD COMMISSIONER		
Vote for not more than 1		
Patrick Beson	362	99.72
WRITE-IN.	1	.28
DRAIN COMMISSIONER		
Vote for not more than 1		
Joseph Rivet	337	99.41
WRITE-IN.	2	.59
COUNTY COMMISSIONER 1ST DISTRICT		
Vote for not more than 1		
Michael Duranczyk.	311	99.36
WRITE-IN.	2	.64
BEAVER TWP SUPERVISOR		
Vote for not more than 1		
Steve Gray	293	58.60
Ross A. Robbins	207	41.40
WRITE-IN.	0	
BEAVER TWP CLERK		
Vote for not more than 1		
Stacey M. Mieske	309	97.78
WRITE-IN.	7	2.22
BEAVER TWP TREASURER		
Vote for not more than 1		
Judy Bruzewski.	315	97.83
WRITE-IN.	7	2.17
BEAVER TWP TRUSTEE		
Vote for not more than 2		
Kenneth Beaudin	244	35.62
Thomas J. Duch.	151	22.04
Nick Scott Tomczak	288	42.04
WRITE-IN.	2	.29
DELEGATE TO COUNTY CONVENTION BEAVER TWP, PCT 1		
Vote for not more than 8		
WRITE-IN.	5	100.00

PRECINCT REPORT

BAY COUNTY, MICHIGAN
PRIMARY ELECTION
AUGUST 2, 2016
STATISTICS

OFFICIAL RESULTS

RUN DATE:08/06/16 09:08 AM

0022 Frankenlust Twp

	VOTES	PERCENT
REGISTERED VOTERS - TOTAL	2848	
BALLOTS CAST - TOTAL	702	
BALLOTS CAST - REPUBLICAN	200	28.49
BALLOTS CAST - DEMOCRATIC	460	65.53
BALLOTS CAST - NONPARTISAN	42	5.98
BALLOTS CAST - CROSSOVER	40	5.70
VOTER TURNOUT - TOTAL		24.65

0022 Frankenlust Twp

REPRESENTATIVE IN CONGRESS 5TH DISTRICT
Vote for not more than 1

	VOTES	PERCENT
Al Hardwick.	186	100.00
WRITE-IN.	0	

REPRESENTATIVE IN STATE LEGISLATURE 96TH DISTRICT
Vote for not more than 1

	VOTES	PERCENT
David Scholl	184	100.00
WRITE-IN.	0	

COUNTY EXECUTIVE
Vote for not more than 1

	VOTES	PERCENT
WRITE-IN.	15	100.00

PROSECUTING ATTORNEY
Vote for not more than 1

	VOTES	PERCENT
WRITE-IN.	13	100.00

SHERIFF
Vote for not more than 1

	VOTES	PERCENT
Jason Holsapple	165	99.40
WRITE-IN.	1	.60

CLERK
Vote for not more than 1

	VOTES	PERCENT
WRITE-IN.	9	100.00

TREASURER
Vote for not more than 1

	VOTES	PERCENT
WRITE-IN.	8	100.00

REGISTER OF DEEDS
Vote for not more than 1

	VOTES	PERCENT
WRITE-IN.	8	100.00

COUNTY ROAD COMMISSIONER
Vote for not more than 1

	VOTES	PERCENT
Michael Rivard.	183	100.00
WRITE-IN.	0	

DRAIN COMMISSIONER
Vote for not more than 1

	VOTES	PERCENT
Nelson Hans Niederer.	179	100.00
WRITE-IN.	0	

COUNTY COMMISSIONER 5TH DISTRICT
Vote for not more than 1

	VOTES	PERCENT
Randy Badgerow.	176	100.00
WRITE-IN.	0	

FRANKENLUST TWP SUPERVISOR
Vote for not more than 1

	VOTES	PERCENT
Ronald Campbell	178	100.00
WRITE-IN.	0	

FRANKENLUST TWP CLERK
Vote for not more than 1

	VOTES	PERCENT
Deborah Fisher.	184	100.00
WRITE-IN.	0	

FRANKENLUST TWP TREASURER
Vote for not more than 1

	VOTES	PERCENT
Mary M. Revord.	185	100.00
WRITE-IN.	0	

FRANKENLUST TWP TRUSTEE
Vote for not more than 2

	VOTES	PERCENT
James P. Begick	180	51.72
Samuel Britton.	168	48.28
WRITE-IN.	0	

FRANKENLUST TWP CONSTABLE
Vote for not more than 2

	VOTES	PERCENT
Craig Appold	177	50.43
Rollan J. Berger	174	49.57
WRITE-IN.	0	

DELEGATE TO COUNTY CONVENTION FRANKENLUST TWP, PCT 1
Vote for not more than 10

	VOTES	PERCENT
WRITE-IN.	10	100.00

0022 Frankenlust Twp

REPRESENTATIVE IN CONGRESS 5TH DISTRICT
Vote for not more than 1

	VOTES	PERCENT
Daniel T. Kildee	364	99.73
WRITE-IN.	1	.27

REPRESENTATIVE IN STATE LEGISLATURE 96TH DISTRICT
Vote for not more than 1

	VOTES	PERCENT
Brian J. DuFresne.	58	14.22
Brian K. Elder.	202	49.51
Donald Tilley	148	36.27
WRITE-IN.	0	

COUNTY EXECUTIVE
Vote for not more than 1

	VOTES	PERCENT
Jim Barcia	269	59.25
Tom Hickner.	165	36.34
Mark McFarlin	20	4.41
WRITE-IN.	0	

PROSECUTING ATTORNEY
Vote for not more than 1

	VOTES	PERCENT
Nancy E. Borushko.	227	52.42
Marcus Garske	205	47.34
WRITE-IN.	1	.23

SHERIFF
Vote for not more than 1

	VOTES	PERCENT
Troy Cunningham	247	56.52
Robert C. Lee	93	21.28
Terry Spencer	97	22.20
WRITE-IN.	0	

CLERK
Vote for not more than 1

	VOTES	PERCENT
Cynthia A. Luczak.	362	100.00
WRITE-IN.	0	

TREASURER
Vote for not more than 1

	VOTES	PERCENT
Richard F. Brzezinski	338	100.00
WRITE-IN.	0	

REGISTER OF DEEDS
Vote for not more than 1

	VOTES	PERCENT
Kellie Bodrie	197	51.30
Brandon Krause.	187	48.70
WRITE-IN.	0	

COUNTY ROAD COMMISSIONER
Vote for not more than 1

	VOTES	PERCENT
Patrick Beson	341	99.71
WRITE-IN.	1	.29

DRAIN COMMISSIONER
Vote for not more than 1

	VOTES	PERCENT
Joseph Rivet	315	100.00
WRITE-IN.	0	

COUNTY COMMISSIONER 5TH DISTRICT
Vote for not more than 1

	VOTES	PERCENT
Thomas M. Herek	304	100.00
WRITE-IN.	0	

FRANKENLUST TWP SUPERVISOR
Vote for not more than 1

	VOTES	PERCENT
WRITE-IN.	12	100.00

FRANKENLUST TWP CLERK
Vote for not more than 1

	VOTES	PERCENT
WRITE-IN.	13	100.00

FRANKENLUST TWP TREASURER
Vote for not more than 1

	VOTES	PERCENT
WRITE-IN.	9	100.00

FRANKENLUST TWP TRUSTEE
Vote for not more than 2

	VOTES	PERCENT
WRITE-IN.	9	100.00

FRANKENLUST TWP CONSTABLE
Vote for not more than 2

	VOTES	PERCENT
WRITE-IN.	12	100.00

DELEGATE TO COUNTY CONVENTION FRANKENLUST TWP, PCT 1
Vote for not more than 9

	VOTES	PERCENT
Mark A. Bauer	193	17.39
Jacob Bennett	171	15.41
Michael F. Halstead	184	16.58
Rosa Holliday	189	17.03
John P. Kellerman.	183	16.49
Mitchell P. Kellerman	184	16.58
WRITE-IN.	6	.54

0022 Frankenlust Twp

	VOTES	PERCENT
FRANKENLUST 1B MIL RENWL PROP BUILDING/SINKAGE		
Vote for not more than 1		
YES	10	41.67
NO.	14	58.33

PRECINCT REPORT

BAY COUNTY, MICHIGAN
PRIMARY ELECTION
AUGUST 2, 2016
STATISTICS

OFFICIAL RESULTS

RUN DATE:08/06/16 09:08 AM

0023 Fraser Twp Pct 1

	VOTES	PERCENT
REGISTERED VOTERS - TOTAL	2351	
BALLOTS CAST - TOTAL	459	
BALLOTS CAST - REPUBLICAN	50	10.89
BALLOTS CAST - DEMOCRATIC	385	83.88
BALLOTS CAST - NONPARTISAN	24	5.23
BALLOTS CAST - CROSSOVER	21	4.58
VOTER TURNOUT - TOTAL		19.52

0023 Fraser Twp Pct 1

REPRESENTATIVE IN CONGRESS 5TH DISTRICT
Vote for not more than 1

	VOTES	PERCENT
Al Hardwick.	46	100.00
WRITE-IN.	0	

REPRESENTATIVE IN STATE LEGISLATURE 98TH DISTRICT
Vote for not more than 1

	VOTES	PERCENT
Gary Glenn	46	100.00
WRITE-IN.	0	

COUNTY EXECUTIVE
Vote for not more than 1

	VOTES	PERCENT
WRITE-IN.	0	

PROSECUTING ATTORNEY
Vote for not more than 1

	VOTES	PERCENT
WRITE-IN.	1	100.00

SHERIFF
Vote for not more than 1

	VOTES	PERCENT
Jason Holsapple	41	100.00
WRITE-IN.	0	

CLERK
Vote for not more than 1

	VOTES	PERCENT
WRITE-IN.	2	100.00

TREASURER
Vote for not more than 1

	VOTES	PERCENT
WRITE-IN.	1	100.00

REGISTER OF DEEDS
Vote for not more than 1

	VOTES	PERCENT
WRITE-IN.	1	100.00

COUNTY ROAD COMMISSIONER
Vote for not more than 1

	VOTES	PERCENT
Michael Rivard.	45	100.00
WRITE-IN.	0	

DRAIN COMMISSIONER
Vote for not more than 1

	VOTES	PERCENT
Nelson Hans Niederer.	39	100.00
WRITE-IN.	0	

COUNTY COMMISSIONER 1ST DISTRICT
Vote for not more than 1

	VOTES	PERCENT
Brandon DeFrain	41	100.00
WRITE-IN.	0	

FRASER TWP SUPERVISOR
Vote for not more than 1

	VOTES	PERCENT
WRITE-IN.	1	100.00

FRASER TWP CLERK
Vote for not more than 1

	VOTES	PERCENT
WRITE-IN.	1	100.00

FRASER TWP TREASURER
Vote for not more than 1

	VOTES	PERCENT
WRITE-IN.	1	100.00

FRASER TWP TRUSTEE
Vote for not more than 2

	VOTES	PERCENT
WRITE-IN.	1	100.00

DELEGATE TO COUNTY CONVENTION FRASER TWP, PCT 1
Vote for not more than 6

	VOTES	PERCENT
Annette Vanderbrink	41	100.00
WRITE-IN.	0	

0023 Fraser Twp Pct 1

	VOTES	PERCENT
REPRESENTATIVE IN CONGRESS 5TH DISTRICT		
Vote for not more than 1		
Daniel T. Kildee	293	100.00
WRITE-IN.	0	
REPRESENTATIVE IN STATE LEGISLATURE 98TH DISTRICT		
Vote for not more than 1		
Geoff Malicoat.	264	99.62
WRITE-IN.	1	.38
COUNTY EXECUTIVE		
Vote for not more than 1		
Jim Barcia	230	61.83
Tom Hickner.	120	32.26
Mark McFarlin	22	5.91
WRITE-IN.	0	
PROSECUTING ATTORNEY		
Vote for not more than 1		
Nancy E. Borushko.	189	54.62
Marcus Garske	156	45.09
WRITE-IN.	1	.29
SHERIFF		
Vote for not more than 1		
Troy Cunningham	159	43.44
Robert C. Lee	84	22.95
Terry Spencer	123	33.61
WRITE-IN.	0	
CLERK		
Vote for not more than 1		
Cynthia A. Luczak.	290	100.00
WRITE-IN.	0	
TREASURER		
Vote for not more than 1		
Richard F. Brzezinski	275	100.00
WRITE-IN.	0	
REGISTER OF DEEDS		
Vote for not more than 1		
Kellie Bodrie	178	50.14
Brandon Krause.	176	49.58
WRITE-IN.	1	.28

	VOTES	PERCENT
COUNTY ROAD COMMISSIONER		
Vote for not more than 1		
Patrick Beson	271	99.63
WRITE-IN.	1	.37
DRAIN COMMISSIONER		
Vote for not more than 1		
Joseph Rivet	266	99.63
WRITE-IN.	1	.37
COUNTY COMMISSIONER 1ST DISTRICT		
Vote for not more than 1		
Michael Duranczyk.	268	99.26
WRITE-IN.	2	.74
FRASER TWP SUPERVISOR		
Vote for not more than 1		
Mark Galus	287	99.31
WRITE-IN.	2	.69
FRASER TWP CLERK		
Vote for not more than 1		
WRITE-IN.	17	100.00
FRASER TWP TREASURER		
Vote for not more than 1		
Shelly Hadd.	291	99.66
WRITE-IN.	1	.34
FRASER TWP TRUSTEE		
Vote for not more than 2		
George L. Augustyniak	228	47.20
Renee L. Rugenstein	255	52.80
WRITE-IN.	0	
DELEGATE TO COUNTY CONVENTION FRASER TWP, PCT 1		
Vote for not more than 12		
WRITE-IN.	26	100.00

0023 Fraser Twp Pct 1

	VOTES	PERCENT
FRASER TWP, PCT 1 ROAD MIL RENEWAL PROP		
Vote for not more than 1		
YES	287	68.50
NO	132	31.50
FRASER TWP FIRE MIL RENEWAL PROP		
Vote for not more than 1		
YES	330	79.52
NO	85	20.48

PRECINCT REPORT

BAY COUNTY, MICHIGAN
PRIMARY ELECTION
AUGUST 2, 2016
STATISTICS

OFFICIAL RESULTS

RUN DATE:08/06/16 09:08 AM

0024 Garfield Twp Pct 1

	VOTES	PERCENT
REGISTERED VOTERS - TOTAL	1322	
BALLOTS CAST - TOTAL	352	
BALLOTS CAST - REPUBLICAN	66	18.75
BALLOTS CAST - DEMOCRATIC	251	71.31
BALLOTS CAST - NONPARTISAN	35	9.94
BALLOTS CAST - CROSSOVER	35	9.94
VOTER TURNOUT - TOTAL		26.63

0024 Garfield Twp Pct 1

REPRESENTATIVE IN CONGRESS 5TH DISTRICT
Vote for not more than 1

	VOTES	PERCENT
Al Hardwick.	49	100.00
WRITE-IN.	0	

REPRESENTATIVE IN STATE LEGISLATURE 98TH DISTRICT
Vote for not more than 1

	VOTES	PERCENT
Gary Glenn	50	100.00
WRITE-IN.	0	

COUNTY EXECUTIVE
Vote for not more than 1

	VOTES	PERCENT
WRITE-IN.	6	100.00

PROSECUTING ATTORNEY
Vote for not more than 1

	VOTES	PERCENT
WRITE-IN.	7	100.00

SHERIFF
Vote for not more than 1

	VOTES	PERCENT
Jason Holsapple	40	100.00
WRITE-IN.	0	

CLERK
Vote for not more than 1

	VOTES	PERCENT
WRITE-IN.	14	100.00

TREASURER
Vote for not more than 1

	VOTES	PERCENT
WRITE-IN.	14	100.00

REGISTER OF DEEDS
Vote for not more than 1

	VOTES	PERCENT
WRITE-IN.	5	100.00

COUNTY ROAD COMMISSIONER
Vote for not more than 1

	VOTES	PERCENT
Michael Rivard.	46	100.00
WRITE-IN.	0	

DRAIN COMMISSIONER
Vote for not more than 1

	VOTES	PERCENT
Nelson Hans Niederer.	48	100.00
WRITE-IN.	0	

COUNTY COMMISSIONER 1ST DISTRICT
Vote for not more than 1

	VOTES	PERCENT
Brandon DeFrain	44	100.00
WRITE-IN.	0	

GARFIELD TWP SUPERVISOR
Vote for not more than 1

	VOTES	PERCENT
WRITE-IN.	8	100.00

GARFIELD TWP CLERK
Vote for not more than 1

	VOTES	PERCENT
WRITE-IN.	37	100.00

GARFIELD TWP TREASURER
Vote for not more than 1

	VOTES	PERCENT
WRITE-IN.	37	100.00

GARFIELD TWP TRUSTEE
Vote for not more than 2

	VOTES	PERCENT
Leroy Day	29	43.28
Lee Deary II	38	56.72
WRITE-IN.	0	

DELEGATE TO COUNTY CONVENTION GARFIELD TWP, PCT 1
Vote for not more than 3

	VOTES	PERCENT
WRITE-IN.	5	100.00

0024 Garfield Twp Pct 1

REPRESENTATIVE IN CONGRESS 5TH DISTRICT
Vote for not more than 1

	VOTES	PERCENT
Daniel T. Kildee	203	100.00
WRITE-IN.	0	

REPRESENTATIVE IN STATE LEGISLATURE 98TH DISTRICT
Vote for not more than 1

	VOTES	PERCENT
Geoff Malicoat.	178	100.00
WRITE-IN.	0	

COUNTY EXECUTIVE
Vote for not more than 1

	VOTES	PERCENT
Jim Barcia	180	73.47
Tom Hickner.	41	16.73
Mark McFarlin	24	9.80
WRITE-IN.	0	

PROSECUTING ATTORNEY
Vote for not more than 1

	VOTES	PERCENT
Nancy E. Borushko.	145	63.88
Marcus Garske	82	36.12
WRITE-IN.	0	

SHERIFF
Vote for not more than 1

	VOTES	PERCENT
Troy Cunningham	138	58.23
Robert C. Lee	37	15.61
Terry Spencer	62	26.16
WRITE-IN.	0	

CLERK
Vote for not more than 1

	VOTES	PERCENT
Cynthia A. Luczak.	211	100.00
WRITE-IN.	0	

TREASURER
Vote for not more than 1

	VOTES	PERCENT
Richard F. Brzezinski	190	100.00
WRITE-IN.	0	

REGISTER OF DEEDS
Vote for not more than 1

	VOTES	PERCENT
Kellie Bodrie	91	39.39
Brandon Krause.	139	60.17
WRITE-IN.	1	.43

COUNTY ROAD COMMISSIONER
Vote for not more than 1

	VOTES	PERCENT
Patrick Beson	201	100.00
WRITE-IN.	0	

DRAIN COMMISSIONER
Vote for not more than 1

	VOTES	PERCENT
Joseph Rivet	203	100.00
WRITE-IN.	0	

COUNTY COMMISSIONER 1ST DISTRICT
Vote for not more than 1

	VOTES	PERCENT
Michael Duranczyk.	203	100.00
WRITE-IN.	0	

GARFIELD TWP SUPERVISOR
Vote for not more than 1

	VOTES	PERCENT
Thomas Boetefuer	115	47.33
James A. Dubay.	127	52.26
WRITE-IN.	1	.41

GARFIELD TWP CLERK
Vote for not more than 1

	VOTES	PERCENT
WRITE-IN.	8	100.00

GARFIELD TWP TREASURER
Vote for not more than 1

	VOTES	PERCENT
Brenda Satkowiak	211	98.60
WRITE-IN.	3	1.40

GARFIELD TWP TRUSTEE
Vote for not more than 2

	VOTES	PERCENT
Gerald A. Rivard	204	97.61
WRITE-IN.	5	2.39

DELEGATE TO COUNTY CONVENTION GARFIELD TWP, PCT 1
Vote for not more than 6

	VOTES	PERCENT
WRITE-IN.	3	100.00

PRECINCT REPORT

BAY COUNTY, MICHIGAN
PRIMARY ELECTION
AUGUST 2, 2016
STATISTICS

OFFICIAL RESULTS

RUN DATE:08/06/16 09:08 AM

0025 Gibson Twp Pct 1

	VOTES	PERCENT
REGISTERED VOTERS - TOTAL	834	
BALLOTS CAST - TOTAL	147	
BALLOTS CAST - REPUBLICAN	23	15.65
BALLOTS CAST - DEMOCRATIC	115	78.23
BALLOTS CAST - NONPARTISAN	9	6.12
BALLOTS CAST - CROSSOVER	9	6.12
VOTER TURNOUT - TOTAL		17.63

0025 Gibson Twp Pct 1

REPRESENTATIVE IN CONGRESS 5TH DISTRICT
Vote for not more than 1

	VOTES	PERCENT
Al Hardwick.	17	100.00
WRITE-IN.	0	

REPRESENTATIVE IN STATE LEGISLATURE 98TH DISTRICT
Vote for not more than 1

	VOTES	PERCENT
Gary Glenn	21	100.00
WRITE-IN.	0	

COUNTY EXECUTIVE
Vote for not more than 1

	VOTES
WRITE-IN.	0

PROSECUTING ATTORNEY
Vote for not more than 1

	VOTES
WRITE-IN.	0

SHERIFF
Vote for not more than 1

	VOTES	PERCENT
Jason Holsapple	16	100.00
WRITE-IN.	0	

CLERK
Vote for not more than 1

	VOTES
WRITE-IN.	0

TREASURER
Vote for not more than 1

	VOTES
WRITE-IN.	0

REGISTER OF DEEDS
Vote for not more than 1

	VOTES
WRITE-IN.	0

COUNTY ROAD COMMISSIONER
Vote for not more than 1

	VOTES	PERCENT
Michael Rivard.	17	100.00
WRITE-IN.	0	

DRAIN COMMISSIONER
Vote for not more than 1

	VOTES	PERCENT
Nelson Hans Niederer.	17	100.00
WRITE-IN.	0	

COUNTY COMMISSIONER 1ST DISTRICT
Vote for not more than 1

	VOTES	PERCENT
Brandon DeFrain	17	100.00
WRITE-IN.	0	

GIBSON TWP SUPERVISOR
Vote for not more than 1

	VOTES	PERCENT
Diane Pieniozek	21	100.00
WRITE-IN.	0	

GIBSON TWP CLERK
Vote for not more than 1

	VOTES
WRITE-IN.	0

GIBSON TWP TREASURER
Vote for not more than 1

	VOTES
WRITE-IN.	0

GIBSON TWP TRUSTEE
Vote for not more than 2

	VOTES	PERCENT
Suzette A. Rivard.	15	100.00
WRITE-IN.	0	

DELEGATE TO COUNTY CONVENTION GIBSON TWP, PCT 1
Vote for not more than 2

	VOTES	PERCENT
Kevin G. Lorentz II	19	100.00
WRITE-IN.	0	

0025 Gibson Twp Pct 1

	VOTES	PERCENT
REPRESENTATIVE IN CONGRESS 5TH OISTRICT		
Vote for not more than 1		
Daniel T. Kildee	82	100.00
WRITE-IN.	0	
REPRESENTATIVE IN STATE LEGISLATURE 98TH DISTRICT		
Vote for not more than 1		
Geoff Malicoat.	70	100.00
WRITE-IN.	0	
COUNTY EXECUTIVE		
Vote for not more than 1		
Jim Barcia	52	53.61
Tom Hickner.	30	30.93
Mark McFarlin	15	15.46
WRITE-IN.	0	
PROSECUTING ATTORNEY		
Vote for not more than 1		
Nancy E. Borushko.	82	78.10
Marcus Garske	23	21.90
WRITE-IN.	0	
SHERIFF		
Vote for not more than 1		
Troy Cunningham	38	39.18
Robert C. Lee	29	29.90
Terry Spencer	30	30.93
WRITE-IN.	0	
CLERK		
Vote for not more than 1		
Cynthia A. Luczak.	72	100.00
WRITE-IN.	0	
TREASURER		
Vote for not more than 1		
Richard F. Brzezinski	71	100.00
WRITE-IN.	0	
REGISTER OF DEEDS		
Vote for not more than 1		
Kellie Bodrie	48	52.17
Brandon Krause.	44	47.83
WRITE-IN.	0	

	VOTES	PERCENT
COUNTY ROAD COMMISSIONER		
Vote for not more than 1		
Patrick Beson	77	100.00
WRITE-IN.	0	
DRAIN COMMISSIONER		
Vote for not more than 1		
Joseph Rivet	75	100.00
WRITE-IN.	0	
COUNTY COMMISSIONER 1ST DISTRICT		
Vote for not more than 1		
Michael Duranczyk.	78	100.00
WRITE-IN.	0	
GIBSON TWP SUPERVISOR		
Vote for not more than 1		
Laura Reynolds.	BB	100.00
WRITE-IN.	0	
GIBSON TWP CLERK		
Vote for not more than 1		
Christine Cousineau	81	100.00
WRITE-IN.	0	
GIBSON TWP TREASURER		
Vote for not more than 1		
Kim Kroczaleski	85	100.00
WRITE-IN.	0	
GIBSON TWP TRUSTEE		
Vote for not more than 2		
Alfred E. Dixon Sr.	55	41.04
Terry Whitney	79	58.96
WRITE-IN.	0	
DELEGATE TO COUNTY CONVENTION GIBSON TWP, PCT 1		
Vote for not more than 3		
WRITE-IN.	4	100.00

PRECINCT REPORT

BAY COUNTY, MICHIGAN
PRIMARY ELECTION
AUGUST 2, 2016
STATISTICS

OFFICIAL RESULTS

RUN DATE:08/06/16 09:0B AM

0026 Hampton Twp Pct 1

	VOTES	PERCENT
REGISTERED VOTERS - TOTAL	908	
BALLOTS CAST - TOTAL.	314	
BALLOTS CAST - REPUBLICAN	28	8.92
BALLOTS CAST - DEMOCRATIC	270	85.99
BALLOTS CAST - NONPARTISAN.	16	5.10
BALLOTS CAST - CROSSOVER	16	5.10
VOTER TURNOUT - TOTAL		34.58

0026 Hampton Twp Pct 1

	VOTES	PERCENT
REPRESENTATIVE IN CONGRESS 5TH DISTRICT		
Vote for not more than 1		
Al Hardwick.	28	100.00
WRITE-IN.	0	
REPRESENTATIVE IN STATE LEGISLATURE 96TH DISTRICT		
Vote for not more than 1		
David Scholl	28	100.00
WRITE-IN.	0	
COUNTY EXECUTIVE		
Vote for not more than 1		
WRITE-IN.	2	100.00
PROSECUTING ATTORNEY		
Vote for not more than 1		
WRITE-IN.	2	100.00
SHERIFF		
Vote for not more than 1		
Jason Holsapple	23	100.00
WRITE-IN.	0	
CLERK		
Vote for not more than 1		
WRITE-IN.	2	100.00
TREASURER		
Vote for not more than 1		
WRITE-IN.	2	100.00
REGISTER OF DEEDS		
Vote for not more than 1		
WRITE-IN.	1	100.00
COUNTY ROAD COMMISSIONER		
Vote for not more than 1		
Michael Rivard.	26	100.00
WRITE-IN.	0	
DRAIN COMMISSIONER		
Vote for not more than 1		
Nelson Hans Niederer.	24	100.00
WRITE-IN.	0	

	VOTES	PERCENT
COUNTY COMMISSIONER 7TH DISTRICT		
Vote for not more than 1		
WRITE-IN.	2	100.00
HAMPTON TWP SUPERVISOR		
Vote for not more than 1		
WRITE-IN.	2	100.00
HAMPTON TWP CLERK		
Vote for not more than 1		
WRITE-IN.	2	100.00
HAMPTON TWP TREASURER		
Vote for not more than 1		
WRITE-IN.	2	100.00
HAMPTON TWP TRUSTEE		
Vote for not more than 4		
WRITE-IN.	1	100.00
DELEGATE TO COUNTY CONVENTION HAMPTON TWP, PCT 1		
Vote for not more than 4		
WRITE-IN.	1	100.00

PRECINCT REPORT

BAY COUNTY, MICHIGAN
PRIMARY ELECTION
AUGUST 2, 2016
Democratic

OFFICIAL RESULTS

RUN DATE:08/06/16 09:08 AM

0026 Hampton Twp Pct 1

	VOTES	PERCENT
REPRESENTATIVE IN CONGRESS 5TH DISTRICT		
Vote for not more than 1		
Daniel T. Kildee	207	100.00
WRITE-IN.	0	
REPRESENTATIVE IN STATE LEGISLATURE 96TH DISTRICT		
Vote for not more than 1		
Brian J. DuFresne.	25	10.29
Brian K. Elder.	103	42.39
Donald Tilley	114	46.91
WRITE-IN.	1	.41
COUNTY EXECUTIVE		
Vote for not more than 1		
Jim Barcia	113	42.97
Tom Hickner.	135	51.33
Mark McFarlin	15	5.70
WRITE-IN.	0	
PROSECUTING ATTORNEY		
Vote for not more than 1		
Nancy E. Borushko.	121	49.59
Marcus Garske	123	50.41
WRITE-IN.	0	
SHERIFF		
Vote for not more than 1		
Troy Cunningham	160	64.00
Robert C. Lee	36	14.40
Terry Spencer	54	21.60
WRITE-IN.	0	
CLERK		
Vote for not more than 1		
Cynthia A. Luczak.	197	100.00
WRITE-IN.	0	
TREASURER		
Vote for not more than 1		
Richard F. Brzezinski	191	100.00
WRITE-IN.	0	
REGISTER OF DEEDS		
Vote for not more than 1		
Kellie Bodrie	88	41.90
Brandon Krause.	122	58.10
WRITE-IN.	0	

	VOTES	PERCENT
COUNTY ROAD COMMISSIONER		
Vote for not more than 1		
Patrick Beson	182	100.00
WRITE-IN.	0	
DRAIN COMMISSIONER		
Vote for not more than 1		
Joseph Rivet	184	100.00
WRITE-IN.	0	
COUNTY COMMISSIONER 7TH DISTRICT		
Vote for not more than 1		
Michael E. Lutz	183	100.00
WRITE-IN.	0	
HAMPTON TWP SUPERVISOR		
Vote for not more than 1		
Steve Wisniewski	175	100.00
WRITE-IN.	0	
HAMPTON TWP CLERK		
Vote for not more than 1		
Pamela J. Wright	190	99.48
WRITE-IN.	1	.52
HAMPTON TWP TREASURER		
Vote for not more than 1		
Donna K. Samyn.	183	100.00
WRITE-IN.	0	
HAMPTON TWP TRUSTEE		
Vote for not more than 4		
Tony Brey	90	12.16
Fran DeWyse.	127	17.16
Wayne S. Esterhai.	102	13.78
Tom Foret	150	20.27
Paul J. Hugo	165	22.30
Donald Klass	106	14.32
WRITE-IN.	0	
DELEGATE TO COUNTY CONVENTION HAMPTON TWP, PCT 1		
Vote for not more than 5		
William Borch Jr..	120	33.71
Troy A. Stewart	124	34.83
Doug Trerice	111	31.18
WRITE-IN.	1	.28

PRECINCT REPORT

BAY COUNTY, MICHIGAN
PRIMARY ELECTION
AUGUST 2, 2016
STATISTICS

OFFICIAL RESULTS

RUN DATE:08/06/16 09:08 AM

0027 Hampton Twp Pct 2

	VOTES	PERCENT
REGISTERED VOTERS - TOTAL	1401	
BALLOTS CAST - TOTAL	472	
BALLOTS CAST - REPUBLICAN	34	7.20
BALLOTS CAST - DEMOCRATIC	403	85.38
BALLOTS CAST - NONPARTISAN	35	7.42
BALLOTS CAST - CROSSOVER	34	7.20
VOTER TURNOUT - TOTAL		33.69

0027 Hampton Twp Pct 2

	VOTES	PERCENT
REPRESENTATIVE IN CONGRESS 5TH DISTRICT		
Vote for not more than 1		
Al Hardwick.	33	100.00
WRITE-IN.	0	
REPRESENTATIVE IN STATE LEGISLATURE 96TH DISTRICT		
Vote for not more than 1		
David Scholl	32	100.00
WRITE-IN.	0	
COUNTY EXECUTIVE		
Vote for not more than 1		
WRITE-IN.	1	100.00
PROSECUTING ATTORNEY		
Vote for not more than 1		
WRITE-IN.	1	100.00
SHERIFF		
Vote for not more than 1		
Jason Holsapple	26	100.00
WRITE-IN.	0	
CLERK		
Vote for not more than 1		
WRITE-IN.	1	100.00
TREASURER		
Vote for not more than 1		
WRITE-IN.	1	100.00
REGISTER OF DEEDS		
Vote for not more than 1		
WRITE-IN.	1	100.00
COUNTY ROAD COMMISSIONER		
Vote for not more than 1		
Michael Rivard.	31	100.00
WRITE-IN.	0	
DRAIN COMMISSIONER		
Vote for not more than 1		
Nelson Hans Niederer.	30	100.00
WRITE-IN.	0	

	VOTES	PERCENT
COUNTY COMMISSIONER 7TH DISTRICT		
Vote for not more than 1		
WRITE-IN.	1	100.00
HAMPTON TWP SUPERVISOR		
Vote for not more than 1		
WRITE-IN.	1	100.00
HAMPTON TWP CLERK		
Vote for not more than 1		
WRITE-IN.	1	100.00
HAMPTON TWP TREASURER		
Vote for not more than 1		
WRITE-IN.	1	100.00
HAMPTON TWP TRUSTEE		
Vote for not more than 4		
WRITE-IN.	4	100.00
DELEGATE TO COUNTY CONVENTION HAMPTON TWP, PCT 2		
Vote for not more than 5		
WRITE-IN.	5	100.00

PRECINCT REPORT

BAY COUNTY, MICHIGAN
PRIMARY ELECTION
AUGUST 2, 2016
Democratic

OFFICIAL RESULTS

RUN DATE:08/06/16 09:08 AM

0027 Hampton Twp Pct 2

	VOTES	PERCENT
REPRESENTATIVE IN CONGRESS 5TH DISTRICT		
Vote for not more than 1		
Daniel T. Kildee	308	100.00
WRITE-IN.	0	
REPRESENTATIVE IN STATE LEGISLATURE 96TH DISTRICT		
Vote for not more than 1		
Brian J. DuFresne.	48	13.41
Brian K. Elder.	137	38.27
Donald Tilley	173	48.32
WRITE-IN.	0	
COUNTY EXECUTIVE		
Vote for not more than 1		
Jim Barcia	195	49.74
Tom Hickner.	168	42.86
Mark McFarlin	29	7.40
WRITE-IN.	0	
PROSECUTING ATTORNEY		
Vote for not more than 1		
Nancy E. Borushko.	201	54.77
Marcus Garske	165	44.96
WRITE-IN.	1	.27
SHERIFF		
Vote for not more than 1		
Troy Cunningham	233	61.32
Robert C. Lee	48	12.63
Terry Spencer	99	26.05
WRITE-IN.	0	
CLERK		
Vote for not more than 1		
Cynthia A. Luczak.	293	100.00
WRITE-IN.	0	
TREASURER		
Vote for not more than 1		
Richard F. Brzezinski	274	99.28
WRITE-IN.	2	.72
REGISTER OF DEEDS		
Vote for not more than 1		
Kellie Bodrie	127	37.46
Brandon Krause.	212	62.54
WRITE-IN.	0	

	VOTES	PERCENT
COUNTY ROAD COMMISSIONER		
Vote for not more than 1		
Patrick Beson	272	99.63
WRITE-IN.	1	.37
DRAIN COMMISSIONER		
Vote for not more than 1		
Joseph Rivet	290	99.32
WRITE-IN.	2	.68
COUNTY COMMISSIONER 7TH DISTRICT		
Vote for not more than 1		
Michael E. Lutz	282	99.30
WRITE-IN.	2	.70
HAMPTON TWP SUPERVISOR		
Vote for not more than 1		
Steve Wisniewski	279	99.64
WRITE-IN.	1	.36
HAMPTON TWP CLERK		
Vote for not more than 1		
Pamela J. Wright	281	100.00
WRITE-IN.	0	
HAMPTON TWP TREASURER		
Vote for not more than 1		
Donna K. Samyn.	283	99.65
WRITE-IN.	1	.35
HAMPTON TWP TRUSTEE		
Vote for not more than 4		
Tony Brey	180	14.50
Fran DeWyse.	209	16.84
Wayne S. Esterhai.	182	14.67
Tom Foret	241	19.42
Paul J. Hugo	256	20.63
Donald Klass	173	13.94
WRITE-IN.	0	
DELEGATE TO COUNTY CONVENTION HAMPTON TWP, PCT 2		
Vote for not more than 6		
John T. Andrus.	209	33.44
Amber Davis Johnson	189	30.24
Debra Russell	219	35.04
WRITE-IN.	8	1.28

PRECINCT REPORT

BAY COUNTY, MICHIGAN
PRIMARY ELECTION
AUGUST 2, 2016
STATISTICS

OFFICIAL RESULTS

RUN DATE:08/06/16 09:08 AM

0028 Hampton Twp Pct 3

	VOTES	PERCENT
REGISTERED VOTERS - TOTAL	1447	
BALLOTS CAST - TOTAL.	484	
BALLOTS CAST - REPUBLICAN	35	7.23
BALLOTS CAST - DEMOCRATIC	433	89.46
BALLOTS CAST - NONPARTISAN.	16	3.31
BALLOTS CAST - CROSSOVER	15	3.10
VOTER TURNOUT - TOTAL		33.45

PRECINCT REPORT

BAY COUNTY, MICHIGAN
PRIMARY ELECTION
AUGUST 2, 2016
Republican

OFFICIAL RESULTS

RUN DATE:08/06/16 09:08 AM

0028 Hampton Twp Pct 3

	VOTES	PERCENT
REPRESENTATIVE IN CONGRESS 5TH DISTRICT		
Vote for not more than 1		
Al Hardwick.	34	100.00
WRITE-IN.	0	
REPRESENTATIVE IN STATE LEGISLATURE 96TH DISTRICT		
Vote for not more than 1		
David Scholl	33	100.00
WRITE-IN.	0	
COUNTY EXECUTIVE		
Vote for not more than 1		
WRITE-IN.	1	100.00
PROSECUTING ATTORNEY		
Vote for not more than 1		
WRITE-IN.	2	100.00
SHERIFF		
Vote for not more than 1		
Jason Holsapple	30	100.00
WRITE-IN.	0	
CLERK		
Vote for not more than 1		
WRITE-IN.	1	100.00
TREASURER		
Vote for not more than 1		
WRITE-IN.	1	100.00
REGISTER OF DEEDS		
Vote for not more than 1		
WRITE-IN.	1	100.00
COUNTY ROAD COMMISSIONER		
Vote for not more than 1		
Michael Rivard.	31	100.00
WRITE-IN.	0	
DRAIN COMMISSIONER		
Vote for not more than 1		
Nelson Hans Niederer.	31	100.00
WRITE-IN.	0	

	VOTES	PERCENT
COUNTY COMMISSIONER 7TH DISTRICT		
Vote for not more than 1		
WRITE-IN.	1	100.00
HAMPTON TWP SUPERVISOR		
Vote for not more than 1		
WRITE-IN.	1	100.00
HAMPTON TWP CLERK		
Vote for not more than 1		
WRITE-IN.	1	100.00
HAMPTON TWP TREASURER		
Vote for not more than 1		
WRITE-IN.	1	100.00
HAMPTON TWP TRUSTEE		
Vote for not more than 4		
WRITE-IN.	1	100.00
DELEGATE TO COUNTY CONVENTION HAMPTON TWP, PCT 3		
Vote for not more than 4		
WRITE-IN.	0	

PRECINCT REPORT

BAY COUNTY, MICHIGAN
PRIMARY ELECTION
AUGUST 2, 2016
Democratic

OFFICIAL RESULTS

RUN DATE:08/06/16 09:08 AM

0028 Hampton Twp Pct 3

	VOTES	PERCENT
REPRESENTATIVE IN CONGRESS 5TH DISTRICT		
Vote for not more than 1		
Daniel T. Kildee	333	100.00
WRITE-IN.	0	
REPRESENTATIVE IN STATE LEGISLATURE 96TH DISTRICT		
Vote for not more than 1		
Brian J. DuFresne.	48	12.44
Brian K. Elder.	147	38.08
Donald Tilley	190	49.22
WRITE-IN.	1	.26
COUNTY EXECUTIVE		
Vote for not more than 1		
Jim Barcia	249	59.00
Tom Hickner.	154	36.49
Mark McFarlin	19	4.50
WRITE-IN.	0	
PROSECUTING ATTORNEY		
Vote for not more than 1		
Nancy E. Borushko.	224	56.28
Marcus Garske	174	43.72
WRITE-IN.	0	
SHERIFF		
Vote for not more than 1		
Troy Cunningham	231	55.66
Robert C. Lee	82	19.76
Terry Spencer	102	24.58
WRITE-IN.	0	
CLERK		
Vote for not more than 1		
Cynthia A. Luczak.	320	100.00
WRITE-IN.	0	
TREASURER		
Vote for not more than 1		
Richard F. Brzezinski	306	100.00
WRITE-IN.	0	
REGISTER OF DEEDS		
Vote for not more than 1		
Kellie Bodrie	158	43.89
Brandon Krause.	202	56.11
WRITE-IN.	0	

	VOTES	PERCENT
COUNTY ROAD COMMISSIONER		
Vote for not more than 1		
Patrick Beson	302	99.67
WRITE-IN.	1	.33
DRAIN COMMISSIONER		
Vote for not more than 1		
Joseph Rivet	305	100.00
WRITE-IN.	0	
COUNTY COMMISSIONER 7TH DISTRICT		
Vote for not more than 1		
Michael E. Lutz	293	100.00
WRITE-IN.	0	
HAMPTON TWP SUPERVISOR		
Vote for not more than 1		
Steve Wisniewski	301	100.00
WRITE-IN.	0	
HAMPTON TWP CLERK		
Vote for not more than 1		
Pamela J. Wright	302	100.00
WRITE-IN.	0	
HAMPTON TWP TREASURER		
Vote for not more than 1		
Donna K. Samyn.	297	100.00
WRITE-IN.	0	
HAMPTON TWP TRUSTEE		
Vote for not more than 4		
Tony Brey	124	9.90
Fran DeWyse.	264	21.09
Wayne S. Esterhai.	205	16.37
Tom Foret	220	17.57
Paul J. Hugo	249	19.89
Donald Klass	189	15.10
WRITE-IN.	1	.08
DELEGATE TO COUNTY CONVENTION HAMPTON TWP, PCT 3		
Vote for not more than 7		
WRITE-IN.	3	100.00

PRECINCT REPORT

BAY COUNTY, MICHIGAN
PRIMARY ELECTION
AUGUST 2, 2016
STATISTICS

OFFICIAL RESULTS

RUN DATE:08/06/16 09:08 AM

0029 Hampton Twp Pct 4

	VOTES	PERCENT
REGISTERED VOTERS - TOTAL	1768	
BALLOTS CAST - TOTAL.	473	
BALLOTS CAST - REPUBLICAN	31	6.55
BALLOTS CAST - DEMOCRATIC	419	88.58
BALLOTS CAST - NONPARTISAN.	23	4.86
BALLOTS CAST - CROSSOVER	21	4.44
VOTER TURNOUT - TOTAL		26.75

PRECINCT REPORT

BAY COUNTY, MICHIGAN
PRIMARY ELECTION
AUGUST 2, 2016
Republican

OFFICIAL RESULTS

RUN DATE:08/06/16 09:08 AM

0029 Hampton Twp Pct 4

	VOTES	PERCENT
REPRESENTATIVE IN CONGRESS 5TH DISTRICT		
Vote for not more than 1		
Al Hardwick.	30	100.00
WRITE-IN.	0	
REPRESENTATIVE IN STATE LEGISLATURE 96TH DISTRICT		
Vote for not more than 1		
David Scholl	30	100.00
WRITE-IN.	0	
COUNTY EXECUTIVE		
Vote for not more than 1		
WRITE-IN.	2	100.00
PROSECUTING ATTORNEY		
Vote for not more than 1		
WRITE-IN.	1	100.00
SHERIFF		
Vote for not more than 1		
Jason Holsapple	29	100.00
WRITE-IN.	0	
CLERK		
Vote for not more than 1		
WRITE-IN.	1	100.00
TREASURER		
Vote for not more than 1		
WRITE-IN.	1	100.00
REGISTER OF DEEDS		
Vote for not more than 1		
WRITE-IN.	1	100.00
COUNTY ROAD COMMISSIONER		
Vote for not more than 1		
Michael Rivard.	31	100.00
WRITE-IN.	0	
DRAIN COMMISSIONER		
Vote for not more than 1		
Nelson Hans Niederer.	30	100.00
WRITE-IN.	0	

	VOTES	PERCENT
COUNTY COMMISSIONER 7TH DISTRICT		
Vote for not more than 1		
WRITE-IN.	1	100.00
HAMPTON TWP SUPERVISOR		
Vote for not more than 1		
WRITE-IN.	1	100.00
HAMPTON TWP CLERK		
Vote for not more than 1		
WRITE-IN.	1	100.00
HAMPTON TWP TREASURER		
Vote for not more than 1		
WRITE-IN.	1	100.00
HAMPTON TWP TRUSTEE		
Vote for not more than 4		
WRITE-IN.	1	100.00
DELEGATE TO COUNTY CONVENTION HAMPTON TWP, PCT 4		
Vote for not more than 4		
WRITE-IN.	1	100.00

PRECINCT REPORT

RUN DATE:08/06/16 09:08 AM

BAY COUNTY, MICHIGAN
PRIMARY ELECTION
AUGUST 2, 2016
Democratic

OFFICIAL RESULTS

0029 Hampton Twp Pct 4

	VOTES	PERCENT
REPRESENTATIVE IN CONGRESS 5TH DISTRICT		
Vote for not more than 1		
Daniel T. Kildee	351	99.72
WRITE-IN.	1	.28
REPRESENTATIVE IN STATE LEGISLATURE 96TH DISTRICT		
Vote for not more than 1		
Brian J. DuFresne.	52	13.13
Brian K. Elder.	169	42.68
Donald Tilley	175	44.19
WRITE-IN.	0	
COUNTY EXECUTIVE		
Vote for not more than 1		
Jim Barcia	240	57.97
Tom Hickner.	161	38.89
Mark McFarlin	13	3.14
WRITE-IN.	0	
PROSECUTING ATTORNEY		
Vote for not more than 1		
Nancy E. Borushko.	213	54.76
Marcus Garske	176	45.24
WRITE-IN.	0	
SHERIFF		
Vote for not more than 1		
Troy Cunningham	209	51.99
Robert C. Lee	105	26.12
Terry Spencer	87	21.64
WRITE-IN.	1	.25
CLERK		
Vote for not more than 1		
Cynthia A. Luczak.	339	99.41
WRITE-IN.	2	.59
TREASURER		
Vote for not more than 1		
Richard F. Brzezinski	331	100.00
WRITE-IN.	0	
REGISTER OF DEEDS		
Vote for not more than 1		
Kellie Bodrie	149	41.74
Brandon Krause.	208	58.26
WRITE-IN.	0	

	VOTES	PERCENT
COUNTY ROAD COMMISSIONER		
Vote for not more than 1		
Patrick Beson	338	100.00
WRITE-IN.	0	
DRAIN COMMISSIONER		
Vote for not more than 1		
Joseph Rivet	322	99.69
WRITE-IN.	1	.31
COUNTY COMMISSIONER 7TH DISTRICT		
Vote for not more than 1		
Michael E. Lutz	318	100.00
WRITE-IN.	0	
HAMPTON TWP SUPERVISOR		
Vote for not more than 1		
Steve Wisniewski	325	100.00
WRITE-IN.	0	
HAMPTON TWP CLERK		
Vote for not more than 1		
Pamela J. Wright	324	100.00
WRITE-IN.	0	
HAMPTON TWP TREASURER		
Vote for not more than 1		
Donna K. Samyn.	320	99.38
WRITE-IN.	2	.62
HAMPTON TWP TRUSTEE		
Vote for not more than 4		
Tony Brey	81	6.75
Fran DeWyse.	243	20.25
Wayne S. Esterhai.	209	17.42
Tom Foret	204	17.00
Paul J. Hugo	236	19.67
Donald Klass	227	18.92
WRITE-IN.	0	
DELEGATE TO COUNTY CONVENTION HAMPTON TWP, PCT 4		
Vote for not more than 6		
Harold Howard III.	208	16.05
Kathryn Pilarski	228	17.59
Robert Pilarski	222	17.13
Jeffrey Simon	204	15.74
Kathy A. Taylor	220	16.98
Robert C. Taylor	212	16.36
WRITE-IN.	2	.15

PRECINCT REPORT

BAY COUNTY, MICHIGAN
PRIMARY ELECTION
AUGUST 2, 2016
STATISTICS

OFFICIAL RESULTS

RUN DATE:08/06/16 09:08 AM

0030 Hampton Twp Pct 5

	VOTES	PERCENT
REGISTERED VOTERS - TOTAL	1352	
BALLOTS CAST - TOTAL.	324	
BALLOTS CAST - REPUBLICAN	23	7.10
BALLOTS CAST - DEMOCRATIC	284	87.65
BALLOTS CAST - NONPARTISAN.	17	5.25
BALLOTS CAST - CROSSOVER	17	5.25
VOTER TURNOUT - TOTAL		23.96

PRECINCT REPORT

BAY COUNTY, MICHIGAN
PRIMARY ELECTION
AUGUST 2, 2016
Republican

OFFICIAL RESULTS

RUN DATE:08/06/16 09:08 AM

0030 Hampton Twp Pct 5

	VOTES	PERCENT
REPRESENTATIVE IN CONGRESS 5TH DISTRICT		
Vote for not more than 1		
Al Hardwick	23	100.00
WRITE-IN	0	
REPRESENTATIVE IN STATE LEGISLATURE 96TH DISTRICT		
Vote for not more than 1		
David Scholl	23	100.00
WRITE-IN	0	
COUNTY EXECUTIVE		
Vote for not more than 1		
WRITE-IN	4	100.00
PROSECUTING ATTORNEY		
Vote for not more than 1		
WRITE-IN	2	100.00
SHERIFF		
Vote for not more than 1		
Jason Holsapple	17	100.00
WRITE-IN	0	
CLERK		
Vote for not more than 1		
WRITE-IN	3	100.00
TREASURER		
Vote for not more than 1		
WRITE-IN	3	100.00
REGISTER OF DEEDS		
Vote for not more than 1		
WRITE-IN	3	100.00
COUNTY ROAD COMMISSIONER		
Vote for not more than 1		
Michael Rivard	22	100.00
WRITE-IN	0	
DRAIN COMMISSIONER		
Vote for not more than 1		
Nelson Hans Niederer	20	100.00
WRITE-IN	0	

	VOTES	PERCENT
COUNTY COMMISSIONER 7TH DISTRICT		
Vote for not more than 1		
WRITE-IN	3	100.00
HAMPTON TWP SUPERVISOR		
Vote for not more than 1		
WRITE-IN	3	100.00
HAMPTON TWP CLERK		
Vote for not more than 1		
WRITE-IN	3	100.00
HAMPTON TWP TREASURER		
Vote for not more than 1		
WRITE-IN	3	100.00
HAMPTON TWP TRUSTEE		
Vote for not more than 4		
WRITE-IN	1	100.00
DELEGATE TO COUNTY CONVENTION HAMPTON TWP, PCT 5		
Vote for not more than 3		
WRITE-IN	1	100.00

PRECINCT REPORT

BAY COUNTY, MICHIGAN
PRIMARY ELECTION
AUGUST 2, 2016
Democratic

OFFICIAL RESULTS

RUN DATE:08/06/16 09:08 AM

0030 Hampton Twp Pct 5

REPRESENTATIVE IN CONGRESS 5TH DISTRICT
Vote for not more than 1

	VOTES	PERCENT
Daniel T. Kildee	232	99.57
WRITE-IN.	1	.43

REPRESENTATIVE IN STATE LEGISLATURE 96TH DISTRICT
Vote for not more than 1

	VOTES	PERCENT
Brian J. DuFresne.	34	13.08
Brian K. Elder.	114	43.85
Donald Tilley	112	43.08
WRITE-IN.	0	

COUNTY EXECUTIVE
Vote for not more than 1

	VOTES	PERCENT
Jim Barcia	168	60.43
Tom Hickner.	93	33.45
Mark McFarlin	17	6.12
WRITE-IN.	0	

PROSECUTING ATTORNEY
Vote for not more than 1

	VOTES	PERCENT
Nancy E. Borushko.	128	50.00
Marcus Garske	128	50.00
WRITE-IN.	0	

SHERIFF
Vote for not more than 1

	VOTES	PERCENT
Troy Cunningham	155	57.41
Robert C. Lee	38	14.07
Terry Spencer	77	28.52
WRITE-IN.	0	

CLERK
Vote for not more than 1

	VOTES	PERCENT
Cynthia A. Luczak.	217	99.54
WRITE-IN.	1	.46

TREASURER
Vote for not more than 1

	VOTES	PERCENT
Richard F. Brzezinski	208	100.00
WRITE-IN.	0	

REGISTER OF DEEDS
Vote for not more than 1

	VOTES	PERCENT
Kellie Bodrie	90	37.34
Brandon Krause.	151	62.66
WRITE-IN.	0	

COUNTY ROAD COMMISSIONER
Vote for not more than 1

	VOTES	PERCENT
Patrick Beson	208	100.00
WRITE-IN.	0	

DRAIN COMMISSIONER
Vote for not more than 1

	VOTES	PERCENT
Joseph Rivet	212	99.53
WRITE-IN.	1	.47

COUNTY COMMISSIONER 7TH DISTRICT
Vote for not more than 1

	VOTES	PERCENT
Michael E. Lutz	210	100.00
WRITE-IN.	0	

HAMPTON TWP SUPERVISOR
Vote for not more than 1

	VOTES	PERCENT
Steve Wisniewski	207	100.00
WRITE-IN.	0	

HAMPTON TWP CLERK
Vote for not more than 1

	VOTES	PERCENT
Pamela J. Wright	216	99.54
WRITE-IN.	1	.46

HAMPTON TWP TREASURER
Vote for not more than 1

	VOTES	PERCENT
Donna K. Samyn.	212	100.00
WRITE-IN.	0	

HAMPTON TWP TRUSTEE
Vote for not more than 4

	VOTES	PERCENT
Tony Brey	107	11.49
Fran DeWyse.	171	18.37
Wayne S. Esterhai.	128	13.75
Tom Foret	187	20.09
Paul J. Hugo	206	22.13
Donald Klass	132	14.18
WRITE-IN.	0	

DELEGATE TO COUNTY CONVENTION HAMPTON TWP, PCT 5
Vote for not more than 5

	VOTES	PERCENT
Holly Kukla.	162	36.65
Brooke Peters	144	32.58
Justin Peters	136	30.77
WRITE-IN.	0	

PRECINCT REPORT

BAY COUNTY, MICHIGAN
PRIMARY ELECTION
AUGUST 2, 2016
STATISTICS

OFFICIAL RESULTS

RUN DATE:08/06/16 09:08 AM

0032 Kawkawlin Twp Pct 1

	VOTES	PERCENT
REGISTERED VOTERS - TOTAL	2013	
BALLOTS CAST - TOTAL	474	
BALLOTS CAST - REPUBLICAN	48	10.13
BALLOTS CAST - DEMOCRATIC	404	85.23
BALLOTS CAST - NONPARTISAN	22	4.64
BALLOTS CAST - CROSSOVER	22	4.64
VOTER TURNOUT - TOTAL		23.55

PRECINCT REPORT

BAY COUNTY, MICHIGAN
PRIMARY ELECTION
AUGUST 2, 2016
Republican

OFFICIAL RESULTS

RUN DATE:08/06/16 09:08 AM

0032 Kawkawlin Twp Pct 1

	VOTES	PERCENT
REPRESENTATIVE IN CONGRESS 5TH DISTRICT		
Vote for not more than 1		
Al Hardwick.	47	100.00
WRITE-IN.	0	
REPRESENTATIVE IN STATE LEGISLATURE 96TH DISTRICT		
Vote for not more than 1		
David Scholl	46	100.00
WRITE-IN.	0	
COUNTY EXECUTIVE		
Vote for not more than 1		
WRITE-IN.	0	
PROSECUTING ATTORNEY		
Vote for not more than 1		
WRITE-IN.	0	
SHERIFF		
Vote for not more than 1		
Jason Holsapple	44	100.00
WRITE-IN.	0	
CLERK		
Vote for not more than 1		
WRITE-IN.	1	100.00
TREASURER		
Vote for not more than 1		
WRITE-IN.	1	100.00
REGISTER OF DEEDS		
Vote for not more than 1		
WRITE-IN.	1	100.00
COUNTY ROAD COMMISSIONER		
Vote for not more than 1		
Michael Rivard.	47	100.00
WRITE-IN.	0	
ORAIN COMMISSIONER		
Vote for not more than 1		
Nelson Hans Niederer.	45	100.00
WRITE-IN.	0	

	VOTES	PERCENT
COUNTY COMMISSIONER 2ND DISTRICT		
Vote for not more than 1		
WRITE-IN.	1	100.00
KAWKAWLIN TWP SUPERVISOR		
Vote for not more than 1		
WRITE-IN.	1	100.00
KAWKAWLIN TWP CLERK		
Vote for not more than 1		
WRITE-IN.	1	100.00
KAWKAWLIN TWP TREASURER		
Vote for not more than 1		
WRITE-IN.	1	100.00
KAWKAWLIN TWP TRUSTEE		
Vote for not more than 2		
WRITE-IN.	1	100.00
DELEGATE TO COUNTY CONVENTION KAWKAWLIN TWP, PCT 1		
Vote for not more than 5		
WRITE-IN.	1	100.00

PRECINCT REPORT

BAY COUNTY, MICHIGAN
PRIMARY ELECTION
AUGUST 2, 2016
Democratic

OFFICIAL RESULTS

RUN DATE:08/06/16 09:08 AM

0032 Kawkawlin Twp Pct 1

	VOTES	PERCENT
REPRESENTATIVE IN CONGRESS 5TH DISTRICT		
Vote for not more than 1		
Daniel T. Kildee	312	99.36
WRITE-IN.	2	.64
REPRESENTATIVE IN STATE LEGISLATURE 96TH DISTRICT		
Vote for not more than 1		
Brian J. DuFresne.	64	17.58
Brian K. Elder.	154	42.31
Donald Tilley	146	40.11
WRITE-IN.	0	
COUNTY EXECUTIVE		
Vote for not more than 1		
Jim Barcia	259	65.74
Tom Hickner.	111	28.17
Mark McFarlin	24	6.09
WRITE-IN.	0	
PROSECUTING ATTORNEY		
Vote for not more than 1		
Nancy E. Borushko.	209	54.86
Marcus Garske	172	45.14
WRITE-IN.	0	
SHERIFF		
Vote for not more than 1		
Troy Cunningham	238	61.34
Robert C. Lee	81	20.88
Terry Spencer	69	17.78
WRITE-IN.	0	
CLERK		
Vote for not more than 1		
Cynthia A. Luczak.	321	99.69
WRITE-IN.	1	.31
TREASURER		
Vote for not more than 1		
Richard F. Brzezinski	300	99.67
WRITE-IN.	1	.33
REGISTER OF DEEDS		
Vote for not more than 1		
Kellie Bodrie	148	40.22
Brandon Krause.	219	59.51
WRITE-IN.	1	.27
COUNTY ROAD COMMISSIONER		
Vote for not more than 1		
Patrick Beson	292	97.66
WRITE-IN.	7	2.34
DRAIN COMMISSIONER		
Vote for not more than 1		
Joseph Rivet	292	99.66
WRITE-IN.	1	.34
COUNTY COMMISSIONER 2ND DISTRICT		
Vote for not more than 1		
H. Dee Bishop	110	30.39
Ernie Krygier Jr..	251	69.34
WRITE-IN.	1	.28
KAWKAWLIN TWP SUPERVISOR		
Vote for not more than 1		
Dennis J. Bragiel.	293	99.32
WRITE-IN.	2	.68
KAWKAWLIN TWP CLERK		
Vote for not more than 1		
Gregory A. Petrimoulx	284	99.65
WRITE-IN.	1	.35
KAWKAWLIN TWP TREASURER		
Vote for not more than 1		
Alice Curphy	128	35.16
Melissa Klass	236	64.84
WRITE-IN.	0	
KAWKAWLIN TWP TRUSTEE		
Vote for not more than 2		
John E. Klass	169	29.55
Ken MacConnell.	184	32.17
Melvin McNally.	217	37.94
WRITE-IN.	2	.35
DELEGATE TO COUNTY CONVENTION KAWKAWLIN TWP, PCT 1		
Vote for not more than 8		
James E. Davison	281	99.29
WRITE-IN.	2	.71

PRECINCT REPORT

BAY COUNTY, MICHIGAN
PRIMARY ELECTION
AUGUST 2, 2016
STATISTICS

OFFICIAL RESULTS

RUN DATE:08/06/16 09:08 AM

0033 Kawkawlin Twp Pct 2

	VOTES	PERCENT
REGISTERED VOTERS - TOTAL	1570	
BALLOTS CAST - TOTAL	447	
BALLOTS CAST - REPUBLICAN	47	10.51
BALLOTS CAST - DEMOCRATIC	383	85.68
BALLOTS CAST - NONPARTISAN	17	3.80
BALLOTS CAST - CROSSOVER	17	3.80
VOTER TURNOUT - TOTAL		28.47

PRECINCT REPORT

BAY COUNTY, MICHIGAN
PRIMARY ELECTION
AUGUST 2, 2016
Republican

OFFICIAL RESULTS

RUN DATE:08/06/16 09:08 AM

0033 Kawkawlin Twp Pct 2

	VOTES	PERCENT
REPRESENTATIVE IN CONGRESS 5TH DISTRICT		
Vote for not more than 1		
Al Hardwick.	47	100.00
WRITE-IN.	0	
REPRESENTATIVE IN STATE LEGISLATURE 96TH DISTRICT		
Vote for not more than 1		
David Scholl	45	97.83
WRITE-IN.	1	2.17
COUNTY EXECUTIVE		
Vote for not more than 1		
WRITE-IN.	6	100.00
PROSECUTING ATTORNEY		
Vote for not more than 1		
WRITE-IN.	5	100.00
SHERIFF		
Vote for not more than 1		
Jason Holsapple	42	97.67
WRITE-IN.	1	2.33
CLERK		
Vote for not more than 1		
WRITE-IN.	5	100.00
TREASURER		
Vote for not more than 1		
WRITE-IN.	5	100.00
REGISTER OF DEEDS		
Vote for not more than 1		
WRITE-IN.	5	100.00
COUNTY ROAD COMMISSIONER		
Vote for not more than 1		
Michael Rivard.	46	97.87
WRITE-IN.	1	2.13
DRAIN COMMISSIONER		
Vote for not more than 1		
Nelson Hans Niederer.	45	100.00
WRITE-IN.	0	

	VOTES	PERCENT
COUNTY COMMISSIONER 2ND DISTRICT		
Vote for not more than 1		
WRITE-IN.	5	100.00
KAWKAWLIN TWP SUPERVISOR		
Vote for not more than 1		
WRITE-IN.	4	100.00
KAWKAWLIN TWP CLERK		
Vote for not more than 1		
WRITE-IN.	5	100.00
KAWKAWLIN TWP TREASURER		
Vote for not more than 1		
WRITE-IN.	5	100.00
KAWKAWLIN TWP TRUSTEE		
Vote for not more than 2		
WRITE-IN.	10	100.00
DELEGATE TO COUNTY CONVENTION KAWKAWLIN TWP, PCT 2		
Vote for not more than 5		
WRITE-IN.	25	100.00

PRECINCT REPORT

BAY COUNTY, MICHIGAN
PRIMARY ELECTION
AUGUST 2, 2016
Democratic

OFFICIAL RESULTS

RUN DATE:08/06/16 09:08 AM

0033 Kawkawlin Twp Pct 2

	VOTES	PERCENT
REPRESENTATIVE IN CONGRESS 5TH DISTRICT		
Vote for not more than 1		
Daniel T. Kildee	294	99.66
WRITE-IN.	1	.34
REPRESENTATIVE IN STATE LEGISLATURE 96TH DISTRICT		
Vote for not more than 1		
Brian J. DuFresne.	70	20.35
Brian K. Elder.	134	38.95
Donald Tilley	139	40.41
WRITE-IN.	1	.29
COUNTY EXECUTIVE		
Vote for not more than 1		
Jim Barcia	212	56.38
Tom Hickner.	141	37.50
Mark McFarlin	23	6.12
WRITE-IN.	0	
PROSECUTING ATTORNEY		
Vote for not more than 1		
Nancy E. Borushko.	199	54.97
Marcus Garske	162	44.75
WRITE-IN.	1	.28
SHERIFF		
Vote for not more than 1		
Troy Cunningham	238	64.50
Robert C. Lee	56	15.18
Terry Spencer	73	19.78
WRITE-IN.	2	.54
CLERK		
Vote for not more than 1		
Cynthia A. Luczak.	292	100.00
WRITE-IN.	0	
TREASURER		
Vote for not more than 1		
Richard F. Brzezinski	282	100.00
WRITE-IN.	0	
REGISTER OF DEEDS		
Vote for not more than 1		
Kellie Bodrie	125	36.13
Brandon Krause.	221	63.87
WRITE-IN.	0	

	VOTES	PERCENT
COUNTY ROAD COMMISSIONER		
Vote for not more than 1		
Patrick Beson	280	97.56
WRITE-IN.	7	2.44
DRAIN COMMISSIONER		
Vote for not more than 1		
Joseph Rivet	288	98.97
WRITE-IN.	3	1.03
COUNTY COMMISSIONER 2ND DISTRICT		
Vote for not more than 1		
H. Dee Bishop	103	29.60
Ernie Krygier Jr..	244	70.11
WRITE-IN.	1	.29
KAWKAWLIN TWP SUPERVISOR		
Vote for not more than 1		
Dennis J. Bragiel.	270	98.18
WRITE-IN.	5	1.82
KAWKAWLIN TWP CLERK		
Vote for not more than 1		
Gregory A. Petrimoulx	265	98.88
WRITE-IN.	3	1.12
KAWKAWLIN TWP TREASURER		
Vote for not more than 1		
Alice Curphy	98	27.76
Melissa Klass	255	72.24
WRITE-IN.	0	
KAWKAWLIN TWP TRUSTEE		
Vote for not more than 2		
John E. Klass	148	28.03
Ken MacConnell.	188	35.61
Melvin McNally.	191	36.17
WRITE-IN.	1	.19
DELEGATE TO COUNTY CONVENTION KAWKAWLIN TWP, PCT 2		
Vote for not more than 7		
Alfred E. LaPan	209	40.98
Bryan D. Ventrone.	144	28.24
David Ventrone.	155	30.39
WRITE-IN.	2	.39

PRECINCT REPORT

BAY COUNTY, MICHIGAN
PRIMARY ELECTION
AUGUST 2, 2016
STATISTICS

OFFICIAL RESULTS

RUN DATE:08/06/16 09:08 AM

0034 Merritt Twp Pct 1

	VOTES	PERCENT
REGISTERED VOTERS - TOTAL	1032	
BALLOTS CAST - TOTAL.	303	
BALLOTS CAST - REPUBLICAN	47	15.51
BALLOTS CAST - DEMOCRATIC	234	77.23
BALLOTS CAST - NONPARTISAN.	22	7.26
BALLOTS CAST - CROSSOVER	22	7.26
VOTER TURNOUT - TOTAL		29.36

PRECINCT REPORT

BAY COUNTY, MICHIGAN
PRIMARY ELECTION
AUGUST 2, 2016
Republican

OFFICIAL RESULTS

RUN DATE:08/06/16 09:08 AM

0034 Merritt Twp Pct 1

	VOTES	PERCENT
REPRESENTATIVE IN CONGRESS 5TH DISTRICT		
Vote for not more than 1		
Al Hardwick	39	100.00
WRITE-IN	0	
REPRESENTATIVE IN STATE LEGISLATURE 96TH DISTRICT		
Vote for not more than 1		
David Scholl	38	100.00
WRITE-IN	0	
COUNTY EXECUTIVE		
Vote for not more than 1		
WRITE-IN	3	100.00
PROSECUTING ATTORNEY		
Vote for not more than 1		
WRITE-IN	2	100.00
SHERIFF		
Vote for not more than 1		
Jason Holsapple	30	100.00
WRITE-IN	0	
CLERK		
Vote for not more than 1		
WRITE-IN	2	100.00
TREASURER		
Vote for not more than 1		
WRITE-IN	2	100.00
REGISTER OF DEEDS		
Vote for not more than 1		
WRITE-IN	3	100.00
COUNTY ROAD COMMISSIONER		
Vote for not more than 1		
Michael Rivard	43	100.00
WRITE-IN	0	
DRAIN COMMISSIONER		
Vote for not more than 1		
Nelson Hans Niederer	36	100.00
WRITE-IN	0	

	VOTES	PERCENT
COUNTY COMMISSIONER 7TH DISTRICT		
Vote for not more than 1		
WRITE-IN	2	100.00
MERRITT TWP SUPERVISOR		
Vote for not more than 1		
WRITE-IN	2	100.00
MERRITT TWP CLERK		
Vote for not more than 1		
Kathy Parrent	42	100.00
WRITE-IN	0	
MERRITT TWP TREASURER		
Vote for not more than 1		
Tina Fleischmann	43	100.00
WRITE-IN	0	
MERRITT TWP TRUSTEE		
Vote for not more than 2		
Cindy Mead	33	51.56
Bill Schumacher	31	48.44
WRITE-IN	0	
DELEGATE TO COUNTY CONVENTION MERRITT TWP, PCT 1		
Vote for not more than 4		
Aaron J. Baylis	35	100.00
WRITE-IN	0	

0034 Merritt Twp Pct 1

	VOTES	PERCENT
REPRESENTATIVE IN CONGRESS 5TH DISTRICT		
Vote for not more than 1		
Daniel T. Kildee	172	98.29
WRITE-IN.	3	1.71
REPRESENTATIVE IN STATE LEGISLATURE 96TH DISTRICT		
Vote for not more than 1		
Brian J. DuFresne.	11	5.07
Brian K. Elder.	99	45.62
Donald Tilley	107	49.31
WRITE-IN.	0	
COUNTY EXECUTIVE		
Vote for not more than 1		
Jim Barcia	140	60.61
Tom Hickner.	79	34.20
Mark McFarlin	12	5.19
WRITE-IN.	0	
PROSECUTING ATTORNEY		
Vote for not more than 1		
Nancy E. Borushko.	131	59.55
Marcus Garske	89	40.45
WRITE-IN.	0	
SHERIFF		
Vote for not more than 1		
Troy Cunningham	129	56.83
Robert C. Lee	40	17.62
Terry Spencer	58	25.55
WRITE-IN.	0	
CLERK		
Vote for not more than 1		
Cynthia A. Luczak.	193	100.00
WRITE-IN.	0	
TREASURER		
Vote for not more than 1		
Richard F. Brzezinski	175	100.00
WRITE-IN.	0	
REGISTER OF DEEDS		
Vote for not more than 1		
Kellie Bodrie	90	45.00
Brandon Krause.	109	54.50
WRITE-IN.	1	.50

	VOTES	PERCENT
COUNTY ROAD COMMISSIONER		
Vote for not more than 1		
Patrick Beson	176	100.00
WRITE-IN.	0	
DRAIN COMMISSIONER		
Vote for not more than 1		
Joseph Rivet	177	99.44
WRITE-IN.	1	.56
COUNTY COMMISSIONER 7TH DISTRICT		
Vote for not more than 1		
Michael E. Lutz	164	98.80
WRITE-IN.	2	1.20
MERRITT TWP SUPERVISOR		
Vote for not more than 1		
David Schabel	189	99.47
WRITE-IN.	1	.53
MERRITT TWP CLERK		
Vote for not more than 1		
WRITE-IN.	7	100.00
MERRITT TWP TREASURER		
Vote for not more than 1		
WRITE-IN.	6	100.00
MERRITT TWP TRUSTEE		
Vote for not more than 2		
Kurt DuRussel	166	98.81
WRITE-IN.	2	1.19
DELEGATE TO COUNTY CONVENTION MERRITT TWP, PCT 1		
Vote for not more than 5		
WRITE-IN.	2	100.00

PRECINCT REPORT

BAY COUNTY, MICHIGAN
PRIMARY ELECTION
AUGUST 2, 2016

OFFICIAL RESULTS

RUN DATE:08/06/16 09:08 AM

0034 Merritt Twp Pct 1

	VOTES	PERCENT
MERRITT TWP, PCT 1 ROAD MIL PROP		
Vote for not more than 1		
YES	199	80.57
NO.	48	19.43

PRECINCT REPORT

BAY COUNTY, MICHIGAN
PRIMARY ELECTION
AUGUST 2, 2016
STATISTICS

OFFICIAL RESULTS

RUN DATE:08/06/16 09:08 AM

0035 Monitor Twp Pct 1

	VOTES	PERCENT
REGISTERED VOTERS - TOTAL	1140	
BALLOTS CAST - TOTAL.	229	
BALLOTS CAST - REPUBLICAN	36	15.72
BALLOTS CAST - DEMOCRATIC	177	77.29
BALLOTS CAST - NONPARTISAN.	16	6.99
BALLOTS CAST - CROSSOVER	16	6.99
VOTER TURNOUT - TOTAL		20.09

PRECINCT REPORT

BAY COUNTY, MICHIGAN
PRIMARY ELECTION
AUGUST 2, 2016
Republican

OFFICIAL RESULTS

RUN DATE:08/06/16 09:08 AM

0035 Monitor Twp Pct 1

	VOTES	PERCENT
REPRESENTATIVE IN CONGRESS 5TH DISTRICT		
Vote for not more than 1		
Al Hardwick	31	93.94
WRITE-IN	2	6.06
REPRESENTATIVE IN STATE LEGISLATURE 96TH DISTRICT		
Vote for not more than 1		
David Scholl	33	97.06
WRITE-IN	1	2.94
COUNTY EXECUTIVE		
Vote for not more than 1		
WRITE-IN	2	100.00
PROSECUTING ATTORNEY		
Vote for not more than 1		
WRITE-IN	3	100.00
SHERIFF		
Vote for not more than 1		
Jason Holsapple	29	96.67
WRITE-IN	1	3.33
CLERK		
Vote for not more than 1		
WRITE-IN	2	100.00
TREASURER		
Vote for not more than 1		
WRITE-IN	1	100.00
REGISTER OF DEEDS		
Vote for not more than 1		
WRITE-IN	2	100.00
COUNTY ROAD COMMISSIONER		
Vote for not more than 1		
Michael Rivard	32	100.00
WRITE-IN	0	
DRAIN COMMISSIONER		
Vote for not more than 1		
Nelson Hans Niederer	27	100.00
WRITE-IN	0	

	VOTES	PERCENT
COUNTY COMMISSIONER 3RD DISTRICT		
Vote for not more than 1		
Vaughn J. Begick	30	100.00
WRITE-IN	0	
MONITOR TWP SUPERVISOR		
Vote for not more than 1		
Don Jacobs	27	100.00
WRITE-IN	0	
MONITOR TWP CLERK		
Vote for not more than 1		
WRITE-IN	2	100.00
MONITOR TWP TREASURER		
Vote for not more than 1		
WRITE-IN	2	100.00
MONITOR TWP TRUSTEE		
Vote for not more than 4		
Gary A. Brandt	24	54.55
Robert Walsh	20	45.45
WRITE-IN	0	
DELEGATE TO COUNTY CONVENTION MONITOR TWP, PCT 1		
Vote for not more than 3		
WRITE-IN	2	100.00

PRECINCT REPORT

BAY COUNTY, MICHIGAN
PRIMARY ELECTION
AUGUST 2, 2016
Democratic

OFFICIAL RESULTS

RUN DATE:08/06/16 09:08 AM

0035 Monitor Twp Pct 1

	VOTES	PERCENT
REPRESENTATIVE IN CONGRESS 5TH DISTRICT		
Vote for not more than 1		
Daniel T. Kildee	151	99.34
WRITE-IN.	1	.66
REPRESENTATIVE IN STATE LEGISLATURE 96TH DISTRICT		
Vote for not more than 1		
Brian J. DuFresne.	25	15.92
Brian K. Elder.	61	38.85
Donald Tilley	71	45.22
WRITE-IN.	0	
COUNTY EXECUTIVE		
Vote for not more than 1		
Jim Barcia	116	66.67
Tom Hickner.	42	24.14
Mark McFarlin	16	9.20
WRITE-IN.	0	
PROSECUTING ATTORNEY		
Vote for not more than 1		
Nancy E. Borushko.	83	52.20
Marcus Garske	75	47.17
WRITE-IN.	1	.63
SHERIFF		
Vote for not more than 1		
Troy Cunningham	100	58.14
Robert C. Lee	48	27.91
Terry Spencer	24	13.95
WRITE-IN.	0	
CLERK		
Vote for not more than 1		
Cynthia A. Luczak.	152	99.35
WRITE-IN.	1	.65
TREASURER		
Vote for not more than 1		
Richard F. Brzezinski	140	99.29
WRITE-IN.	1	.71
REGISTER OF DEEDS		
Vote for not more than 1		
Kellie Bodrie	63	40.38
Brandon Krause.	93	59.62
WRITE-IN.	0	
COUNTY ROAD COMMISSIONER		
Vote for not more than 1		
Patrick Beson	141	98.60
WRITE-IN.	2	1.40
DRAIN COMMISSIONER		
Vote for not more than 1		
Joseph Rivet	144	99.31
WRITE-IN.	1	.69
COUNTY COMMISSIONER 3RD DISTRICT		
Vote for not more than 1		
Abel Torres.	136	100.00
WRITE-IN.	0	
MONITOR TWP SUPERVISOR		
Vote for not more than 1		
Earl E. Arnold.	29	17.79
James E. Bellor	48	29.45
Kenneth M. Malkin.	86	52.76
WRITE-IN.	0	
MONITOR TWP CLERK		
Vote for not more than 1		
Cindy L. Kowalski.	145	100.00
WRITE-IN.	0	
MONITOR TWP TREASURER		
Vote for not more than 1		
Sue Pike.	146	98.65
WRITE-IN.	2	1.35
MONITOR TWP TRUSTEE		
Vote for not more than 4		
Ken Dubay	87	20.37
Paul Guzdzial	69	16.16
Elaine M. Kochany.	92	21.55
Terry R. Miller	83	19.44
Bill Reder	96	22.48
WRITE-IN.	0	
DELEGATE TO COUNTY CONVENTION MONITOR TWP, PCT 1		
Vote for not more than 4		
WRITE-IN.	9	100.00

PRECINCT REPORT

BAY COUNTY, MICHIGAN
PRIMARY ELECTION
AUGUST 2, 2016

OFFICIAL RESULTS

RUN DATE:08/06/16 09:08 AM

0035 Monitor Twp Pct 1

	VOTES	PERCENT
MONITOR TWP FIRE/POLICE MIL RENEWAL		
Vote for not more than 1		
YES	149	78.01
NO.	42	21.99

PRECINCT REPORT

BAY COUNTY, MICHIGAN
PRIMARY ELECTION
AUGUST 2, 2016
STATISTICS

OFFICIAL RESULTS

RUN DATE:08/06/16 09:08 AM

0036 Monitor Twp Pct 2

	VOTES	PERCENT
REGISTERED VOTERS - TOTAL	1925	
BALLOTS CAST - TOTAL	612	
BALLOTS CAST - REPUBLICAN	78	12.75
BALLOTS CAST - DEMOCRATIC	502	82.03
BALLOTS CAST - NONPARTISAN	32	5.23
BALLOTS CAST - CROSSOVER	25	4.08
VOTER TURNOUT - TOTAL		31.79

PRECINCT REPORT

BAY COUNTY, MICHIGAN
PRIMARY ELECTION
AUGUST 2, 2016
Republican

OFFICIAL RESULTS

RUN DATE:08/06/16 09:08 AM

0036 Monitor Twp Pct 2

REPRESENTATIVE IN CONGRESS 5TH DISTRICT
Vote for not more than 1

	VOTES	PERCENT
Al Hardwick	73	98.65
WRITE-IN.	1	1.35

REPRESENTATIVE IN STATE LEGISLATURE 96TH DISTRICT
Vote for not more than 1

	VOTES	PERCENT
David Scholl	74	98.67
WRITE-IN.	1	1.33

COUNTY EXECUTIVE
Vote for not more than 1

	VOTES	PERCENT
WRITE-IN.	11	100.00

PROSECUTING ATTORNEY
Vote for not more than 1

	VOTES	PERCENT
WRITE-IN.	10	100.00

SHERIFF
Vote for not more than 1

	VOTES	PERCENT
Jason Holsapple	70	97.22
WRITE-IN.	2	2.78

CLERK
Vote for not more than 1

	VOTES	PERCENT
WRITE-IN.	9	100.00

TREASURER
Vote for not more than 1

	VOTES	PERCENT
WRITE-IN.	10	100.00

REGISTER OF DEEDS
Vote for not more than 1

	VOTES	PERCENT
WRITE-IN.	9	100.00

COUNTY ROAD COMMISSIONER
Vote for not more than 1

	VOTES	PERCENT
Michael Rivard.	72	97.30
WRITE-IN.	2	2.70

DRAIN COMMISSIONER
Vote for not more than 1

	VOTES	PERCENT
Nelson Hans Niederer.	71	100.00
WRITE-IN.	0	

COUNTY COMMISSIONER 3RD DISTRICT
Vote for not more than 1

	VOTES	PERCENT
Vaughn J. Begick	75	100.00
WRITE-IN.	0	

MONITOR TWP SUPERVISOR
Vote for not more than 1

	VOTES	PERCENT
Don Jacobs	70	100.00
WRITE-IN.	0	

MONITOR TWP CLERK
Vote for not more than 1

	VOTES	PERCENT
WRITE-IN.	8	100.00

MONITOR TWP TREASURER
Vote for not more than 1

	VOTES	PERCENT
WRITE-IN.	8	100.00

MONITOR TWP TRUSTEE
Vote for not more than 4

	VOTES	PERCENT
Gary A. Brandt.	64	53.78
Robert Walsh	55	46.22
WRITE-IN.	0	

DELEGATE TO COUNTY CONVENTION MONITOR TWP, PCT 2
Vote for not more than 6

	VOTES	PERCENT
Brent R. Smith.	56	45.90
Mary Bethany Smith	65	53.28
WRITE-IN.	1	.82

PRECINCT REPORT

BAY COUNTY, MICHIGAN
PRIMARY ELECTION
AUGUST 2, 2016
Democratic

OFFICIAL RESULTS

RUN DATE:08/06/16 09:08 AM

0036 Monitor Twp Pct 2

	VOTES	PERCENT
REPRESENTATIVE IN CONGRESS 5TH DISTRICT		
Vote for not more than 1		
Daniel T. Kildee	401	99.01
WRITE-IN.	4	.99
REPRESENTATIVE IN STATE LEGISLATURE 96TH DISTRICT		
Vote for not more than 1		
Brian J. DuFresne.	52	11.66
Brian K. Elder.	211	47.31
Donald Tilley	182	40.81
WRITE-IN.	1	.22
COUNTY EXECUTIVE		
Vote for not more than 1		
Jim Barcia	283	57.40
Tom Hickner.	193	39.15
Mark McFarlin	17	3.45
WRITE-IN.	0	
PROSECUTING ATTORNEY		
Vote for not more than 1		
Nancy E. Borushko.	244	52.47
Marcus Garske	220	47.31
WRITE-IN.	1	.22
SHERIFF		
Vote for not more than 1		
Troy Cunningham	310	64.18
Robert C. Lee	70	14.49
Terry Spencer	103	21.33
WRITE-IN.	0	
CLERK		
Vote for not more than 1		
Cynthia A. Luczak.	403	99.75
WRITE-IN.	1	.25
TREASURER		
Vote for not more than 1		
Richard F. Brzezinski	381	99.22
WRITE-IN.	3	.78
REGISTER OF DEEDS		
Vote for not more than 1		
Kellie Bodrie	185	44.47
Brandon Krause.	230	55.29
WRITE-IN.	1	.24

	VOTES	PERCENT
COUNTY ROAD COMMISSIONER		
Vote for not more than 1		
Patrick Beson	383	98.97
WRITE-IN.	4	1.03
DRAIN COMMISSIONER		
Vote for not more than 1		
Joseph Rivet	369	99.73
WRITE-IN.	1	.27
COUNTY COMMISSIONER 3RD DISTRICT		
Vote for not more than 1		
Abel Torres.	338	99.41
WRITE-IN.	2	.59
MONITOR TWP SUPERVISOR		
Vote for not more than 1		
Earl E. Arnold.	109	24.72
James E. Bellor	112	25.40
Kenneth M. Malkin.	219	49.66
WRITE-IN.	1	.23
MONITOR TWP CLERK		
Vote for not more than 1		
Cindy L. Kowalski.	377	99.47
WRITE-IN.	2	.53
MONITOR TWP TREASURER		
Vote for not more than 1		
Sue Pike.	373	99.47
WRITE-IN.	2	.53
MONITOR TWP TRUSTEE		
Vote for not more than 4		
Ken Dubay	217	17.40
Paul Guzdzial	268	21.49
Elaine M. Kochany.	262	21.01
Terry R. Miller	222	17.80
Bill Reder	278	22.29
WRITE-IN.	0	
DELEGATE TO COUNTY CONVENTION MONITOR TWP, PCT 2		
Vote for not more than 8		
Robert Atha.	245	32.84
Brent Pilarski.	268	35.92
Jeffrey C. Pilarski	224	30.03
WRITE-IN.	9	1.21

PRECINCT REPORT

BAY COUNTY, MICHIGAN
PRIMARY ELECTION
AUGUST 2, 2016

OFFICIAL RESULTS

RUN DATE:08/06/16 09:08 AM

0036 Monitor Twp Pct 2

	VOTES	PERCENT
MONITOR TWP FIRE/POLICE MIL RENEWAL		
Vote for not more than 1		
YES	432	85.54
NO.	73	14.46

PRECINCT REPORT

BAY COUNTY, MICHIGAN
PRIMARY ELECTION
AUGUST 2, 2016
STATISTICS

OFFICIAL RESULTS

RUN DATE:08/06/16 09:08 AM

0037 Monitor Twp Pct 3

	VOTES	PERCENT
REGISTERED VOTERS - TOTAL	1524	
BALLOTS CAST - TOTAL	507	
BALLOTS CAST - REPUBLICAN	66	13.02
BALLOTS CAST - DEMOCRATIC	422	83.23
BALLOTS CAST - NONPARTISAN	19	3.75
BALLOTS CAST - CROSSOVER	19	3.75
VOTER TURNOUT - TOTAL		33.27

PRECINCT REPORT

BAY COUNTY, MICHIGAN
PRIMARY ELECTION
AUGUST 2, 2016
Republican

OFFICIAL RESULTS

RUN DATE:08/06/16 09:08 AM

0037 Monitor Twp Pct 3

	VOTES	PERCENT
REPRESENTATIVE IN CONGRESS 5TH DISTRICT		
Vote for not more than 1		
Al Hardwick	62	100.00
WRITE-IN	0	
REPRESENTATIVE IN STATE LEGISLATURE 96TH DISTRICT		
Vote for not more than 1		
David Scholl	64	100.00
WRITE-IN	0	
COUNTY EXECUTIVE		
Vote for not more than 1		
WRITE-IN	3	100.00
PROSECUTING ATTORNEY		
Vote for not more than 1		
WRITE-IN	3	100.00
SHERIFF		
Vote for not more than 1		
Jason Holsapple	56	98.25
WRITE-IN	1	1.75
CLERK		
Vote for not more than 1		
WRITE-IN	2	100.00
TREASURER		
Vote for not more than 1		
WRITE-IN	2	100.00
REGISTER OF DEEDS		
Vote for not more than 1		
WRITE-IN	2	100.00
COUNTY ROAD COMMISSIONER		
Vote for not more than 1		
Michael Rivard	63	100.00
WRITE-IN	0	
DRAIN COMMISSIONER		
Vote for not more than 1		
Nelson Hans Niederer	61	100.00
WRITE-IN	0	

	VOTES	PERCENT
COUNTY COMMISSIONER 3RD DISTRICT		
Vote for not more than 1		
Vaughn J. Begick	64	100.00
WRITE-IN	0	
MONITOR TWP SUPERVISOR		
Vote for not more than 1		
Don Jacobs	62	100.00
WRITE-IN	0	
MONITOR TWP CLERK		
Vote for not more than 1		
WRITE-IN	1	100.00
MONITOR TWP TREASURER		
Vote for not more than 1		
WRITE-IN	1	100.00
MONITOR TWP TRUSTEE		
Vote for not more than 4		
Gary A. Brandt	57	55.34
Robert Walsh	46	44.66
WRITE-IN	0	
DELEGATE TO COUNTY CONVENTION MONITOR TWP, PCT 3		
Vote for not more than 5		
WRITE-IN	0	

PRECINCT REPORT

BAY COUNTY, MICHIGAN
PRIMARY ELECTION
AUGUST 2, 2016
Democratic

OFFICIAL RESULTS

RUN DATE:08/06/16 09:08 AM

0037 Monitor Twp Pct 3

	VOTES	PERCENT
REPRESENTATIVE IN CONGRESS 5TH DISTRICT		
Vote for not more than 1		
Daniel T. Kildee	302	99.34
WRITE-IN.	2	.66
REPRESENTATIVE IN STATE LEGISLATURE 96TH DISTRICT		
Vote for not more than 1		
Brian J. DuFresne.	56	15.14
Brian K. Elder.	197	53.24
Donald Tilley	117	31.62
WRITE-IN.	0	
COUNTY EXECUTIVE		
Vote for not more than 1		
Jim Barcia	243	60.60
Tom Hickner.	129	32.17
Mark McFarlin	27	6.73
WRITE-IN.	2	.50
PROSECUTING ATTORNEY		
Vote for not more than 1		
Nancy E. Borushko.	195	50.91
Marcus Garske	188	49.09
WRITE-IN.	0	
SHERIFF		
Vote for not more than 1		
Troy Cunningham	216	53.07
Robert C. Lee	45	11.06
Terry Spencer	145	35.63
WRITE-IN.	1	.25
CLERK		
Vote for not more than 1		
Cynthia A. Luczak.	332	99.40
WRITE-IN.	2	.60
TREASURER		
Vote for not more than 1		
Richard F. Brzezinski	299	100.00
WRITE-IN.	0	
REGISTER OF DEEDS		
Vote for not more than 1		
Kellie Bodrie	135	38.68
Brandon Krause.	214	61.32
WRITE-IN.	0	

	VOTES	PERCENT
COUNTY ROAD COMMISSIONER		
Vote for not more than 1		
Patrick Beson	308	100.00
WRITE-IN.	0	
DRAIN COMMISSIONER		
Vote for not more than 1		
Joseph Rivet	303	99.02
WRITE-IN.	3	.98
COUNTY COMMISSIONER 3RD DISTRICT		
Vote for not more than 1		
Abel Torres.	273	99.64
WRITE-IN.	1	.36
MONITOR TWP SUPERVISOR		
Vote for not more than 1		
Earl E. Arnold.	81	20.98
James E. Bellor	126	32.64
Kenneth M. Malkin.	178	46.11
WRITE-IN.	1	.26
MONITOR TWP CLERK		
Vote for not more than 1		
Cindy L. Kowalski.	308	100.00
WRITE-IN.	0	
MONITOR TWP TREASURER		
Vote for not more than 1		
Sue Pike.	308	99.68
WRITE-IN.	1	.32
MONITOR TWP TRUSTEE		
Vote for not more than 4		
Ken Dubay	161	15.63
Paul Guzdzial	194	18.83
Elaine M. Kochany.	210	20.39
Terry R. Miller	201	19.51
Bill Reder	263	25.53
WRITE-IN.	1	.10
DELEGATE TO COUNTY CONVENTION MONITOR TWP, PCT 3		
Vote for not more than 6		
Patti Shorkey	271	100.00
WRITE-IN.	0	

PRECINCT REPORT

BAY COUNTY, MICHIGAN
PRIMARY ELECTION
AUGUST 2, 2016

OFFICIAL RESULTS

RUN DATE:08/06/16 09:08 AM

0037 Monitor Twp Pct 3

	VOTES	PERCENT
MONITOR TWP FIRE/POLICE MIL RENEWAL		
Vote for not more than 1		
YES	360	80.18
NO	89	19.82

PRECINCT REPORT

BAY COUNTY, MICHIGAN
PRIMARY ELECTION
AUGUST 2, 2016
STATISTICS

OFFICIAL RESULTS

RUN DATE:08/06/16 09:08 AM

0038 Monitor Twp Pct 4

	VOTES	PERCENT
REGISTERED VOTERS - TOTAL	1290	
BALLOTS CAST - TOTAL	511	
BALLOTS CAST - REPUBLICAN	84	16.44
BALLOTS CAST - DEMOCRATIC	395	77.30
BALLOTS CAST - NONPARTISAN	32	6.26
BALLOTS CAST - CROSSOVER	30	5.87
VOTER TURNOUT - TOTAL		39.61

PRECINCT REPORT

BAY COUNTY, MICHIGAN
PRIMARY ELECTION
AUGUST 2, 2016
Republican

OFFICIAL RESULTS

RUN DATE:08/06/16 09:08 AM

0038 Monitor Twp Pct 4

	VOTES	PERCENT
REPRESENTATIVE IN CONGRESS 5TH DISTRICT		
Vote for not more than 1		
Al Hardwick	81	100.00
WRITE-IN	0	
REPRESENTATIVE IN STATE LEGISLATURE 96TH DISTRICT		
Vote for not more than 1		
David Scholl	81	100.00
WRITE-IN	0	
COUNTY EXECUTIVE		
Vote for not more than 1		
WRITE-IN	8	100.00
PROSECUTING ATTORNEY		
Vote for not more than 1		
WRITE-IN	7	100.00
SHERIFF		
Vote for not more than 1		
Jason Holsapple	76	98.70
WRITE-IN	1	1.30
CLERK		
Vote for not more than 1		
WRITE-IN	3	100.00
TREASURER		
Vote for not more than 1		
WRITE-IN	4	100.00
REGISTER OF DEEDS		
Vote for not more than 1		
WRITE-IN	4	100.00
COUNTY ROAD COMMISSIONER		
Vote for not more than 1		
Michael Rivard	82	100.00
WRITE-IN	0	
DRAIN COMMISSIONER		
Vote for not more than 1		
Nelson Hans Niederer	78	100.00
WRITE-IN	0	

	VOTES	PERCENT
COUNTY COMMISSIONER 3RD DISTRICT		
Vote for not more than 1		
Vaughn J. Begick	80	100.00
WRITE-IN	0	
MONITOR TWP SUPERVISOR		
Vote for not more than 1		
Don Jacobs	78	100.00
WRITE-IN	0	
MONITOR TWP CLERK		
Vote for not more than 1		
WRITE-IN	2	100.00
MONITOR TWP TREASURER		
Vote for not more than 1		
WRITE-IN	2	100.00
MONITOR TWP TRUSTEE		
Vote for not more than 4		
Gary A. Brandt	78	54.55
Robert Walsh	65	45.45
WRITE-IN	0	
DELEGATE TO COUNTY CONVENTION MONITOR TWP, PCT 4		
Vote for not more than 7		
WRITE-IN	1	100.00

PRECINCT REPORT

RUN DATE:08/06/16 09:08 AM

BAY COUNTY, MICHIGAN
PRIMARY ELECTION
AUGUST 2, 2016
Democratic

OFFICIAL RESULTS

0038 Monitor Twp Pct 4

	VOTES	PERCENT
REPRESENTATIVE IN CONGRESS 5TH DISTRICT		
Vote for not more than 1		
Daniel T. Kildee	313	99.68
WRITE-IN.	1	.32
REPRESENTATIVE IN STATE LEGISLATURE 96TH DISTRICT		
Vote for not more than 1		
Brian J. DuFresne.	57	15.97
Brian K. Elder.	180	50.42
Donald Tilley	120	33.61
WRITE-IN.	0	
COUNTY EXECUTIVE		
Vote for not more than 1		
Jim Barcia	193	50.66
Tom Hickner.	166	43.57
Mark McFarlin	22	5.77
WRITE-IN.	0	
PROSECUTING ATTORNEY		
Vote for not more than 1		
Nancy E. Borushko.	179	48.12
Marcus Garske	193	51.88
WRITE-IN.	0	
SHERIFF		
Vote for not more than 1		
Troy Cunningham	242	64.53
Robert C. Lee	56	14.93
Terry Spencer	77	20.53
WRITE-IN.	0	
CLERK		
Vote for not more than 1		
Cynthia A. Luczak.	325	99.69
WRITE-IN.	1	.31
TREASURER		
Vote for not more than 1		
Richard F. Brzezinski	295	100.00
WRITE-IN.	0	
REGISTER OF DEEDS		
Vote for not more than 1		
Kellie Bodrie	165	52.72
Brandon Krause.	148	47.28
WRITE-IN.	0	

	VOTES	PERCENT
COUNTY ROAD COMMISSIONER		
Vote for not more than 1		
Patrick Beson	295	100.00
WRITE-IN.	0	
DRAIN COMMISSIONER		
Vote for not more than 1		
Joseph Rivet	311	99.68
WRITE-IN.	1	.32
COUNTY COMMISSIONER 3RD DISTRICT		
Vote for not more than 1		
Abel Torres.	272	100.00
WRITE-IN.	0	
MONITOR TWP SUPERVISOR		
Vote for not more than 1		
Earl E. Arnold.	106	30.03
James E. Bellor	65	18.41
Kenneth M. Malkin.	181	51.27
WRITE-IN.	1	.28
MONITOR TWP CLERK		
Vote for not more than 1		
Cindy L. Kowalski.	310	100.00
WRITE-IN.	0	
MONITOR TWP TREASURER		
Vote for not more than 1		
Sue Pike.	320	100.00
WRITE-IN.	0	
MONITOR TWP TRUSTEE		
Vote for not more than 4		
Ken Dubay	173	16.49
Paul Guzdzial	169	16.11
Elaine M. Kochany.	258	24.59
Terry R. Miller	221	21.07
Bill Reder	228	21.73
WRITE-IN.	0	
DELEGATE TO COUNTY CONVENTION MONITOR TWP, PCT 4		
Vote for not more than 9		
WRITE-IN.	5	100.00

PRECINCT REPORT

BAY COUNTY, MICHIGAN
PRIMARY ELECTION
AUGUST 2, 2016

OFFICIAL RESULTS

RUN DATE:08/06/16 09:08 AM

0038 Monitor Twp Pct 4

	VOTES	PERCENT
MONITOR TWP FIRE/POLICE MIL RENEWAL		
Vote for not more than 1		
YES	388	88.58
NO.	50	11.42

PRECINCT REPORT

BAY COUNTY, MICHIGAN
PRIMARY ELECTION
AUGUST 2, 2016
STATISTICS

OFFICIAL RESULTS

RUN DATE:08/06/16 09:08 AM

0039 Monitor Twp Pct 5

	VOTES	PERCENT
REGISTERED VOTERS - TOTAL	1677	
BALLOTS CAST - TOTAL	502	
BALLOTS CAST - REPUBLICAN	74	14.74
BALLOTS CAST - DEMOCRATIC	410	81.67
BALLOTS CAST - NONPARTISAN	18	3.59
BALLOTS CAST - CROSSOVER	18	3.59
VOTER TURNOUT - TOTAL		29.93

PRECINCT REPORT

BAY COUNTY, MICHIGAN
PRIMARY ELECTION
AUGUST 2, 2016
Republican

OFFICIAL RESULTS

RUN OATE:08/06/16 09:08 AM

0039 Monitor Twp Pct 5

	VOTES	PERCENT
REPRESENTATIVE IN CONGRESS 5TH DISTRICT		
Vote for not more than 1		
Al Hardwick.	66	98.51
WRITE-IN.	1	1.49
REPRESENTATIVE IN STATE LEGISLATURE 96TH DISTRICT		
Vote for not more than 1		
David Scholl	66	98.51
WRITE-IN.	1	1.49
COUNTY EXECUTIVE		
Vote for not more than 1		
WRITE-IN.	7	100.00
PROSECUTING ATTORNEY		
Vote for not more than 1		
WRITE-IN.	7	100.00
SHERIFF		
Vote for not more than 1		
Jason Holsapple	65	100.00
WRITE-IN.	0	
CLERK		
Vote for not more than 1		
WRITE-IN.	6	100.00
TREASURER		
Vote for not more than 1		
WRITE-IN.	6	100.00
REGISTER OF DEEDS		
Vote for not more than 1		
WRITE-IN.	4	100.00
COUNTY ROAD COMMISSIONER		
Vote for not more than 1		
Michael Rivard.	68	100.00
WRITE-IN.	0	
DRAIN COMMISSIONER		
Vote for not more than 1		
Nelson Hans Niederer.	65	100.00
WRITE-IN.	0	

	VOTES	PERCENT
COUNTY COMMISSIONER 3RO DISTRICT		
Vote for not more than 1		
Vaughn J. Begick	69	98.57
WRITE-IN.	1	1.43
MONITOR TWP SUPERVISOR		
Vote for not more than 1		
Don Jacobs	67	98.53
WRITE-IN.	1	1.47
MONITOR TWP CLERK		
Vote for not more than 1		
WRITE-IN.	5	100.00
MONITOR TWP TREASURER		
Vote for not more than 1		
WRITE-IN.	6	100.00
MONITOR TWP TRUSTEE		
Vote for not more than 4		
Gary A. Brandt.	61	48.41
Robert Walsh	64	50.79
WRITE-IN.	1	.79
DELEGATE TO COUNTY CONVENTION MONITOR TWP, PCT 5		
Vote for not more than 7		
Marjorie R. Begick	63	25.51
Vaughn J. Begick	63	25.51
Mary Ann Rankey	60	24.29
Robert A. Rankey	57	23.08
WRITE-IN.	4	1.62

PRECINCT REPORT

RUN DATE:08/06/16 09:08 AM

BAY COUNTY, MICHIGAN
PRIMARY ELECTION
AUGUST 2, 2016
Democratic

OFFICIAL RESULTS

0039 Monitor Twp Pct 5

	VOTES	PERCENT
REPRESENTATIVE IN CONGRESS 5TH DISTRICT		
Vote for not more than 1		
Daniel T. Kildee	301	100.00
WRITE-IN.	0	
REPRESENTATIVE IN STATE LEGISLATURE 96TH DISTRICT		
Vote for not more than 1		
Brian J. DuFresne.	33	9.19
Brian K. Elder.	185	51.53
Donald Tilley	141	39.28
WRITE-IN.	0	
COUNTY EXECUTIVE		
Vote for not more than 1		
Jim Barcia	224	58.64
Tom Hickner.	134	35.08
Mark McFarlin	23	6.02
WRITE-IN.	1	.26
PROSECUTING ATTORNEY		
Vote for not more than 1		
Nancy E. Borushko.	179	48.38
Marcus Garske	190	51.35
WRITE-IN.	1	.27
SHERIFF		
Vote for not more than 1		
Troy Cunningham	225	57.69
Robert C. Lee	56	14.36
Terry Spencer	109	27.95
WRITE-IN.	0	
CLERK		
Vote for not more than 1		
Cynthia A. Luczak.	310	100.00
WRITE-IN.	0	
TREASURER		
Vote for not more than 1		
Richard F. Brzezinski	283	100.00
WRITE-IN.	0	
REGISTER OF DEEDS.		
Vote for not more than 1		
Kellie Bodrie	139	42.38
Brandon Krause.	188	57.32
WRITE-IN.	1	.30

	VOTES	PERCENT
COUNTY ROAD COMMISSIONER		
Vote for not more than 1		
Patrick Beson	282	99.30
WRITE-IN.	2	.70
DRAIN COMMISSIONER		
Vote for not more than 1		
Joseph Rivet	286	99.65
WRITE-IN.	1	.35
COUNTY COMMISSIONER 3RD DISTRICT		
Vote for not more than 1		
Abel Torres.	254	99.61
WRITE-IN.	1	.39
MONITOR TWP SUPERVISOR		
Vote for not more than 1		
Earl E. Arnold.	81	22.25
James E. Bellor	99	27.20
Kenneth M. Malkin.	184	50.55
WRITE-IN.	0	
MONITOR TWP CLERK		
Vote for not more than 1		
Cindy L. Kowalski.	277	100.00
WRITE-IN.	0	
MONITOR TWP TREASURER		
Vote for not more than 1		
Sue Pike.	288	100.00
WRITE-IN.	0	
MONITOR TWP TRUSTEE		
Vote for not more than 4		
Ken Dubay	183	19.02
Paul Guzdzial	187	19.44
Elaine M. Kochany.	192	19.96
Terry R. Miller	169	17.57
Bill Reder	231	24.01
WRITE-IN.	0	
DELEGATE TO COUNTY CONVENTION MONITOR TWP, PCT 5		
Vote for not more than 9		
Gregory A. Blair	212	52.35
Stephen Taylor.	192	47.41
WRITE-IN.	1	.25

PRECINCT REPORT

BAY COUNTY, MICHIGAN
PRIMARY ELECTION
AUGUST 2, 2016

OFFICIAL RESULTS

RUN DATE:08/06/16 09:08 AM

0039 Monitor Twp Pct 5

	VOTES	PERCENT
MONITOR TWP FIRE/POLICE MIL RENEWAL		
Vote for not more than 1		
YES	335	80.53
NO.	81	19.47

PRECINCT REPORT

BAY COUNTY, MICHIGAN
PRIMARY ELECTION
AUGUST 2, 2016
STATISTICS

OFFICIAL RESULTS

RUN DATE:08/06/16 09:08 AM

0040 Monitor Twp Pct 6

	VOTES	PERCENT
REGISTERED VOTERS - TOTAL	970	
BALLOTS CAST - TOTAL	362	
BALLOTS CAST - REPUBLICAN	52	14.36
BALLOTS CAST - DEMOCRATIC	294	81.22
BALLOTS CAST - NONPARTISAN	16	4.42
BALLOTS CAST - CROSSOVER	16	4.42
VOTER TURNOUT - TOTAL		37.32

PRECINCT REPORT

BAY COUNTY, MICHIGAN
PRIMARY ELECTION
AUGUST 2, 2016
Republican

OFFICIAL RESULTS

RUN DATE:08/06/16 09:08 AM

0040 Monitor Twp Pct 6

	VOTES	PERCENT
REPRESENTATIVE IN CONGRESS 5TH DISTRICT		
Vote for not more than 1		
Al Hardwick	50	100.00
WRITE-IN	0	
REPRESENTATIVE IN STATE LEGISLATURE 96TH DISTRICT		
Vote for not more than 1		
David Scholl	49	100.00
WRITE-IN	0	
COUNTY EXECUTIVE		
Vote for not more than 1		
WRITE-IN	5	100.00
PROSECUTING ATTORNEY		
Vote for not more than 1		
WRITE-IN	4	100.00
SHERIFF		
Vote for not more than 1		
Jason Holsapple	48	100.00
WRITE-IN	0	
CLERK		
Vote for not more than 1		
WRITE-IN	4	100.00
TREASURER		
Vote for not more than 1		
WRITE-IN	3	100.00
REGISTER OF DEEDS		
Vote for not more than 1		
WRITE-IN	3	100.00
COUNTY ROAD COMMISSIONER		
Vote for not more than 1		
Michael Rivard	46	100.00
WRITE-IN	0	
DRAIN COMMISSIONER		
Vote for not more than 1		
Nelson Hans Niederer	42	100.00
WRITE-IN	0	

	VOTES	PERCENT
COUNTY COMMISSIONER 3RD DISTRICT		
Vote for not more than 1		
Vaughn J. Begick	49	100.00
WRITE-IN	0	
MONITOR TWP SUPERVISOR		
Vote for not more than 1		
Don Jacobs	46	100.00
WRITE-IN	0	
MONITOR TWP CLERK		
Vote for not more than 1		
WRITE-IN	3	100.00
MONITOR TWP TREASURER		
Vote for not more than 1		
WRITE-IN	3	100.00
MONITOR TWP TRUSTEE		
Vote for not more than 4		
Gary A. Brandt	35	48.61
Robert Walsh	37	51.39
WRITE-IN	0	
DELEGATE TO COUNTY CONVENTION MONITOR TWP, PCT 6		
Vote for not more than 5		
WRITE-IN	15	100.00

PRECINCT REPORT

BAY COUNTY, MICHIGAN
PRIMARY ELECTION
AUGUST 2, 2016
Democratic

OFFICIAL RESULTS

RUN DATE:08/06/16 09:08 AM

0040 Monitor Twp Pct 6

	VOTES	PERCENT
REPRESENTATIVE IN CONGRESS 5TH DISTRICT		
Vote for not more than 1		
Daniel T. Kildee	220	99.10
WRITE-IN.	2	.90
REPRESENTATIVE IN STATE LEGISLATURE 96TH DISTRICT		
Vote for not more than 1		
Brian J. DuFresne.	37	14.34
Brian K. Elder.	121	46.90
Donald Tilley	99	38.37
WRITE-IN.	1	.39
COUNTY EXECUTIVE		
Vote for not more than 1		
Jim Barcia	139	48.60
Tom Hickner.	130	45.45
Mark McFarlin	16	5.59
WRITE-IN.	1	.35
PROSECUTING ATTORNEY		
Vote for not more than 1		
Nancy E. Borushko.	125	47.71
Marcus Garske	136	51.91
WRITE-IN.	1	.38
SHERIFF		
Vote for not more than 1		
Troy Cunningham	153	54.84
Robert C. Lee	44	15.77
Terry Spencer	82	29.39
WRITE-IN.	0	
CLERK		
Vote for not more than 1		
Cynthia A. Luczak.	216	98.18
WRITE-IN.	4	1.82
TREASURER		
Vote for not more than 1		
Richard F. Brzezinski	206	99.04
WRITE-IN.	2	.96
REGISTER OF DEEDS		
Vote for not more than 1		
Kellie Bodrie	104	46.02
Brandon Krause.	121	53.54
WRITE-IN.	1	.44

	VOTES	PERCENT
COUNTY ROAD COMMISSIONER		
Vote for not more than 1		
Patrick Beson	201	99.01
WRITE-IN.	2	.99
DRAIN COMMISSIONER		
Vote for not more than 1		
Joseph Rivet	189	97.42
WRITE-IN.	5	2.58
COUNTY COMMISSIONER 3RD DISTRICT		
Vote for not more than 1		
Abel Torres.	178	98.89
WRITE-IN.	2	1.11
MONITOR TWP SUPERVISOR		
Vote for not more than 1		
Earl E. Arnold.	54	21.60
James E. Bellor	44	17.60
Kenneth M. Malkin.	150	60.00
WRITE-IN.	2	.80
MONITOR TWP CLERK		
Vote for not more than 1		
Cindy L. Kowalski.	203	99.51
WRITE-IN.	1	.49
MONITOR TWP TREASURER		
Vote for not more than 1		
Sue Pike.	206	98.56
WRITE-IN.	3	1.44
MONITOR TWP TRUSTEE		
Vote for not more than 4		
Ken Dubay	120	17.05
Paul Guzdzial	133	18.89
Elaine M. Kochany.	153	21.73
Terry R. Miller	143	20.31
Bill Reder	154	21.88
WRITE-IN.	1	.14
DELEGATE TO COUNTY CONVENTION MONITOR TWP, PCT 6		
Vote for not more than 6		
Nancy Hickner	148	46.11
Kenneth M. Malkin.	171	53.27
WRITE-IN.	2	.62

PRECINCT REPORT

BAY COUNTY, MICHIGAN
PRIMARY ELECTION
AUGUST 2, 2016

OFFICIAL RESULTS

RUN DATE:08/06/16 09:08 AM

0040 Monitor Twp Pct 6

	VOTES	PERCENT
MONITOR TWP FIRE/POLICE MIL RENEWAL		
Vote for not more than 1		
YES	260	85.81
NO	43	14.19

PRECINCT REPORT

BAY COUNTY, MICHIGAN
PRIMARY ELECTION
AUGUST 2, 2016
STATISTICS

OFFICIAL RESULTS

RUN DATE:08/06/16 09:08 AM

0041 Mt Forest Twp Pct 1

	VOTES	PERCENT
REGISTERED VOTERS - TOTAL	1082	
BALLOTS CAST - TOTAL	152	
BALLOTS CAST - REPUBLICAN	43	28.29
BALLOTS CAST - DEMOCRATIC	99	65.13
BALLOTS CAST - NONPARTISAN	10	6.58
BALLOTS CAST - CROSSOVER	9	5.92
VOTER TURNOUT - TOTAL		14.05

PRECINCT REPORT

BAY COUNTY, MICHIGAN
PRIMARY ELECTION
AUGUST 2, 2016
Republican

OFFICIAL RESULTS

RUN DATE:08/06/16 09:08 AM

0041 Mt Forest Twp Pct 1

	VOTES	PERCENT
REPRESENTATIVE IN CONGRESS 5TH DISTRICT		
Vote for not more than 1		
Al Hardwick.	40	100.00
WRITE-IN.	0	
REPRESENTATIVE IN STATE LEGISLATURE 98TH DISTRICT		
Vote for not more than 1		
Gary Glenn	42	100.00
WRITE-IN.	0	
COUNTY EXECUTIVE		
Vote for not more than 1		
WRITE-IN.	4	100.00
PROSECUTING ATTORNEY		
Vote for not more than 1		
WRITE-IN.	5	100.00
SHERIFF		
Vote for not more than 1		
Jason Holsapple	30	100.00
WRITE-IN.	0	
CLERK		
Vote for not more than 1		
WRITE-IN.	3	100.00
TREASURER		
Vote for not more than 1		
WRITE-IN.	3	100.00
REGISTER OF DEEDS		
Vote for not more than 1		
WRITE-IN.	3	100.00
COUNTY ROAD COMMISSIONER		
Vote for not more than 1		
Michael Rivard.	41	100.00
WRITE-IN.	0	
DRAIN COMMISSIONER		
Vote for not more than 1		
Nelson Hans Niederer.	34	97.14
WRITE-IN.	1	2.86

	VOTES	PERCENT
COUNTY COMMISSIONER 1ST DISTRICT		
Vote for not more than 1		
Brandon DeFrain	35	100.00
WRITE-IN.	0	
MT. FOREST TWP SUPERVISOR		
Vote for not more than 1		
WRITE-IN.	6	100.00
MT. FOREST TWP CLERK		
Vote for not more than 1		
WRITE-IN.	4	100.00
MT. FOREST TWP TREASURER		
Vote for not more than 1		
WRITE-IN.	5	100.00
MT. FOREST TWP TRUSTEE		
Vote for not more than 2		
James Duley.	36	100.00
WRITE-IN.	0	
MT. FOREST TWP CONSTABLE		
Vote for not more than 1		
WRITE-IN.	3	100.00
DELEGATE TO COUNTY CONVENTION MT. FOREST TWP, PCT 1		
Vote for not more than 3		
WRITE-IN.	2	100.00

PRECINCT REPORT

BAY COUNTY, MICHIGAN
PRIMARY ELECTION
AUGUST 2, 2016
Democratic

OFFICIAL RESULTS

RUN DATE:08/06/16 09:08 AM

0041 Mt Forest Twp Pct 1

	VOTES	PERCENT
REPRESENTATIVE IN CONGRESS 5TH DISTRICT		
Vote for not more than 1		
Daniel T. Kildee	76	100.00
WRITE-IN.	0	
REPRESENTATIVE IN STATE LEGISLATURE 98TH DISTRICT		
Vote for not more than 1		
Geoff Malicoat.	73	100.00
WRITE-IN.	0	
COUNTY EXECUTIVE		
Vote for not more than 1		
Jim Barcia	65	72.22
Tom Hickner.	16	17.78
Mark McFarlin	9	10.00
WRITE-IN.	0	
PROSECUTING ATTORNEY		
Vote for not more than 1		
Nancy E. Borushko.	46	54.76
Marcus Garske	37	44.05
WRITE-IN.	1	1.19
SHERIFF		
Vote for not more than 1		
Troy Cunningham	48	53.93
Robert C. Lee	11	12.36
Terry Spencer	30	33.71
WRITE-IN.	0	
CLERK		
Vote for not more than 1		
Cynthia A. Luczak.	80	100.00
WRITE-IN.	0	
TREASURER		
Vote for not more than 1		
Richard F. Brzezinski	73	98.65
WRITE-IN.	1	1.35
REGISTER OF DEEDS		
Vote for not more than 1		
Kellie Bodrie	56	67.47
Brandon Krause.	27	32.53
WRITE-IN.	0	

	VOTES	PERCENT
COUNTY ROAD COMMISSIONER		
Vote for not more than 1		
Patrick Beson	75	100.00
WRITE-IN.	0	
DRAIN COMMISSIONER		
Vote for not more than 1		
Joseph Rivet	76	100.00
WRITE-IN.	0	
COUNTY COMMISSIONER 1ST DISTRICT		
Vote for not more than 1		
Michael Duranczyk.	77	100.00
WRITE-IN.	0	
MT. FOREST TWP SUPERVISOR		
Vote for not more than 1		
WRITE-IN.	5	100.00
MT. FOREST TWP CLERK		
Vote for not more than 1		
Crystal Dodge	78	100.00
WRITE-IN.	0	
MT. FOREST TWP TREASURER		
Vote for not more than 1		
Linda A. Hoffman	59	64.84
Karen Tanney	31	34.07
WRITE-IN.	1	1.10
MT. FOREST TWP TRUSTEE		
Vote for not more than 2		
Donald Galloner	82	98.80
WRITE-IN.	1	1.20
MT. FOREST TWP CONSTABLE		
Vote for not more than 1		
Edmund Ososki	80	100.00
WRITE-IN.	0	
DELEGATE TO COUNTY CONVENTION MT. FOREST TWP, PCT 1		
Vote for not more than 4		
WRITE-IN.	2	100.00

0041 Mt Forest Twp Pct 1

	VOTES	PERCENT
MT. FOREST TWP. PCT 1 FIRE DEPT PROT MIL RENWL		
Vote for not more than 1		
YES	93	75.00
NO.	31	25.00

PRECINCT REPORT

BAY COUNTY, MICHIGAN
PRIMARY ELECTION
AUGUST 2, 2016
STATISTICS

OFFICIAL RESULTS

RUN DATE:08/06/16 09:08 AM

0042 Pinconning Twp Pct 1

	VOTES	PERCENT
REGISTERED VOTERS - TOTAL	1805	
BALLOTS CAST - TOTAL	368	
BALLOTS CAST - REPUBLICAN	70	19.02
BALLOTS CAST - DEMOCRATIC	283	76.90
BALLOTS CAST - NONPARTISAN	15	4.08
BALLOTS CAST - CROSSOVER	14	3.80
VOTER TURNOUT - TOTAL		20.39

PRECINCT REPORT

BAY COUNTY, MICHIGAN
PRIMARY ELECTION
AUGUST 2, 2016
Republican

OFFICIAL RESULTS

RUN DATE:08/06/16 09:08 AM

0042 Pinconning Twp Pct 1

	VOTES	PERCENT
REPRESENTATIVE IN CONGRESS 5TH DISTRICT		
Vote for not more than 1		
Al Hardwick.	67	100.00
WRITE-IN.	0	
REPRESENTATIVE IN STATE LEGISLATURE 98TH DISTRICT		
Vote for not more than 1		
Gary Glenn	70	100.00
WRITE-IN.	0	
COUNTY EXECUTIVE		
Vote for not more than 1		
WRITE-IN.	8	100.00
PROSECUTING ATTORNEY		
Vote for not more than 1		
WRITE-IN.	9	100.00
SHERIFF		
Vote for not more than 1		
Jason Holsapple	54	100.00
WRITE-IN.	0	
CLERK		
Vote for not more than 1		
WRITE-IN.	9	100.00
TREASURER		
Vote for not more than 1		
WRITE-IN.	9	100.00
REGISTER OF DEEDS		
Vote for not more than 1		
WRITE-IN.	7	100.00
COUNTY ROAD COMMISSIONER		
Vote for not more than 1		
Michael Rivard.	65	100.00
WRITE-IN.	0	
DRAIN COMMISSIONER		
Vote for not more than 1		
Nelson Hans Niederer.	59	100.00
WRITE-IN.	0	

	VOTES	PERCENT
COUNTY COMMISSIONER 1ST DISTRICT		
Vote for not more than 1		
Brandon DeFrain	57	100.00
WRITE-IN.	0	
PINCONNING TWP SUPERVISOR		
Vote for not more than 1		
WRITE-IN.	6	100.00
PINCONNING TWP CLERK		
Vote for not more than 1		
WRITE-IN.	7	100.00
PINCONNING TWP TREASURER		
Vote for not more than 1		
WRITE-IN.	7	100.00
PINCONNING TWP TRUSTEE		
Vote for not more than 2		
Dawn K. Beck	49	52.13
Vince J. LaFramboise.	45	47.87
WRITE-IN.	0	
DELEGATE TO COUNTY CONVENTION PINCONNING TWP, PCT 1		
Vote for not more than 4		
WRITE-IN.	10	100.00

PRECINCT REPORT

BAY COUNTY, MICHIGAN
PRIMARY ELECTION
AUGUST 2, 2016
Democratic

OFFICIAL RESULTS

RUN DATE:08/06/16 09:08 AM

0042 Pinconning Twp Pct 1

	VOTES	PERCENT
REPRESENTATIVE IN CONGRESS 5TH DISTRICT		
Vote for not more than 1		
Daniel T. Kildee	214	100.00
WRITE-IN.	0	
REPRESENTATIVE IN STATE LEGISLATURE 9BTH DISTRICT		
Vote for not more than 1		
Geoff Malicoat.	184	99.46
WRITE-IN.	1	.54
COUNTY EXECUTIVE		
Vote for not more than 1		
Jim Barcia	147	56.54
Tom Hickner.	93	35.77
Mark McFarlin	18	6.92
WRITE-IN.	2	.77
PROSECUTING ATTORNEY		
Vote for not more than 1		
Nancy E. Borushko.	149	60.57
Marcus Garske	95	38.62
WRITE-IN.	2	.81
SHERIFF		
Vote for not more than 1		
Troy Cunningham	100	37.04
Robert C. Lee	34	12.59
Terry Spencer	136	50.37
WRITE-IN.	0	
CLERK		
Vote for not more than 1		
Cynthia A. Luczak.	227	100.00
WRITE-IN.	0	
TREASURER		
Vote for not more than 1		
Richard F. Brzezinski	206	99.52
WRITE-IN.	1	.48
REGISTER OF DEEDS		
Vote for not more than 1		
Kellie Bodrie	146	57.71
Brandon Krause.	106	41.90
WRITE-IN.	1	.40

	VOTES	PERCENT
COUNTY ROAD COMMISSIONER		
Vote for not more than 1		
Patrick Beson	208	100.00
WRITE-IN.	0	
DRAIN COMMISSIONER		
Vote for not more than 1		
Joseph Rivet	202	100.00
WRITE-IN.	0	
COUNTY COMMISSIONER 1ST DISTRICT		
Vote for not more than 1		
Michael Duranczyk.	197	99.49
WRITE-IN.	1	.51
PINCONNING TWP SUPERVISOR		
Vote for not more than 1		
Sharon Stalsberg	204	98.55
WRITE-IN.	3	1.45
PINCONNING TWP CLERK		
Vote for not more than 1		
Beverlene Hribek	201	99.01
WRITE-IN.	2	.99
PINCONNING TWP TREASURER		
Vote for not more than 1		
John Switek.	190	100.00
WRITE-IN.	0	
PINCONNING TWP TRUSTEE		
Vote for not more than 2		
Sandra A. Harrow	176	44.90
Ron Hus	127	32.40
Allan Thompson.	89	22.70
WRITE-IN.	0	
DELEGATE TO COUNTY CONVENTION PINCONNING TWP, PCT 1		
Vote for not more than 7		
Connie M. Pierson.	147	25.52
Janice Pierson.	134	23.26
Robert Pierson.	136	23.61
Thomas R. Wehr.	158	27.43
WRITE-IN.	1	.17

PRECINCT REPORT

BAY COUNTY, MICHIGAN
PRIMARY ELECTION
AUGUST 2, 2016
STATISTICS

OFFICIAL RESULTS

RUN DATE:08/06/16 09:08 AM

0043 Portsmouth Twp Pct 1

	VOTES	PERCENT
REGISTERED VOTERS - TOTAL	1113	
BALLOTS CAST - TOTAL	312	
BALLOTS CAST - REPUBLICAN	22	7.05
BALLOTS CAST - DEMOCRATIC	278	89.10
BALLOTS CAST - NONPARTISAN	12	3.85
BALLOTS CAST - CROSSOVER	12	3.85
VOTER TURNOUT - TOTAL		28.03

PRECINCT REPORT

BAY COUNTY, MICHIGAN
PRIMARY ELECTION
AUGUST 2, 2016
Republican

OFFICIAL RESULTS

RUN DATE:08/06/16 09:08 AM

0043 Portsmouth Twp Pct 1

	VOTES	PERCENT
REPRESENTATIVE IN CONGRESS 5TH DISTRICT		
Vote for not more than 1		
Al Hardwick.	21	100.00
WRITE-IN.	0	
REPRESENTATIVE IN STATE LEGISLATURE 96TH DISTRICT		
Vote for not more than 1		
David Scholl	21	100.00
WRITE-IN.	0	
COUNTY EXECUTIVE		
Vote for not more than 1		
WRITE-IN.	1	100.00
PROSECUTING ATTORNEY		
Vote for not more than 1		
WRITE-IN.	1	100.00
SHERIFF		
Vote for not more than 1		
Jason Holsapple	16	100.00
WRITE-IN.	0	
CLERK		
Vote for not more than 1		
WRITE-IN.	1	100.00
TREASURER		
Vote for not more than 1		
WRITE-IN.	1	100.00
REGISTER OF DEEDS		
Vote for not more than 1		
WRITE-IN.	1	100.00
COUNTY ROAD COMMISSIONER		
Vote for not more than 1		
Michael Rivard.	20	100.00
WRITE-IN.	0	
DRAIN COMMISSIONER		
Vote for not more than 1		
Nelson Hans Niederer.	21	100.00
WRITE-IN.	0	

	VOTES	PERCENT
COUNTY COMMISSIONER 5TH DISTRICT		
Vote for not more than 1		
Randy Badgerow.	21	100.00
WRITE-IN.	0	
PORTSMOUTH TWP SUPERVISOR		
Vote for not more than 1		
WRITE-IN.	1	100.00
PORTSMOUTH TWP CLERK		
Vote for not more than 1		
WRITE-IN.	1	100.00
PORTSMOUTH TWP TREASURER		
Vote for not more than 1		
WRITE-IN.	1	100.00
PORTSMOUTH TWP TRUSTEE		
Vote for not more than 4		
WRITE-IN.	4	100.00
DELEGATE TO COUNTY CONVENTION PORTSMOUTH TWP, PCT 1		
Vote for not more than 3		
WRITE-IN.	3	100.00

PRECINCT REPORT

BAY COUNTY, MICHIGAN
PRIMARY ELECTION
AUGUST 2, 2016
Democratic

OFFICIAL RESULTS

RUN DATE:08/06/16 09:08 AM

0043 Portsmouth Twp Pct 1

	VOTES	PERCENT
REPRESENTATIVE IN CONGRESS 5TH DISTRICT		
Vote for not more than 1		
Daniel T. Kildee	233	99.57
WRITE-IN.	1	.43
REPRESENTATIVE IN STATE LEGISLATURE 96TH DISTRICT		
Vote for not more than 1		
Brian J. DuFresne.	31	11.65
Brian K. Elder.	122	45.86
Donald Tilley	112	42.11
WRITE-IN.	1	.38
COUNTY EXECUTIVE		
Vote for not more than 1		
Jim Barcia	158	58.52
Tom Hickner.	102	37.78
Mark McFarlin	10	3.70
WRITE-IN.	0	
PROSECUTING ATTORNEY		
Vote for not more than 1		
Nancy E. Borushko.	139	54.30
Marcus Garske	117	45.70
WRITE-IN.	0	
SHERIFF		
Vote for not more than 1		
Troy Cunningham	163	60.37
Robert C. Lee	56	20.74
Terry Spencer	51	18.89
WRITE-IN.	0	
CLERK		
Vote for not more than 1		
Cynthia A. Luczak.	234	99.15
WRITE-IN.	2	.85
TREASURER		
Vote for not more than 1		
Richard F. Brzezinski	222	99.55
WRITE-IN.	1	.45
REGISTER OF DEEDS		
Vote for not more than 1		
Kellie Bodrie	109	46.38
Brandon Krause.	126	53.62
WRITE-IN.	0	

	VOTES	PERCENT
COUNTY ROAD COMMISSIONER		
Vote for not more than 1		
Patrick Beson	214	100.00
WRITE-IN.	0	
DRAIN COMMISSIONER		
Vote for not more than 1		
Joseph Rivet	216	99.54
WRITE-IN.	1	.46
COUNTY COMMISSIONER 5TH DISTRICT		
Vote for not more than 1		
Thomas M. Herek	208	100.00
WRITE-IN.	0	
PORTSMOUTH TWP SUPERVISOR		
Vote for not more than 1		
Robert J. Pawlak	212	99.53
WRITE-IN.	1	.47
PORTSMOUTH TWP CLERK		
Vote for not more than 1		
Judith F. Bukowski	213	99.53
WRITE-IN.	1	.47
PORTSMOUTH TWP TREASURER		
Vote for not more than 1		
Kevin Kokaly	209	100.00
WRITE-IN.	0	
PORTSMOUTH TWP TRUSTEE		
Vote for not more than 4		
James J. Banaszak.	165	23.34
Nance Corrion	172	24.33
Barbara A. Pett	184	26.03
Gene Van Driessche	180	25.46
WRITE-IN.	6	.85
DELEGATE TO COUNTY CONVENTION PORTSMOUTH TWP, PCT 1		
Vote for not more than 5		
Michael T. Bollman	138	33.09
Chris Taylor	130	31.18
Michelle Taylor	146	35.01
WRITE-IN.	3	.72

PRECINCT REPORT

BAY COUNTY, MICHIGAN
PRIMARY ELECTION
AUGUST 2, 2016
STATISTICS

OFFICIAL RESULTS

RUN DATE:08/06/16 09:08 AM

0044 Portsmouth Twp Pct 2

	VOTES	PERCENT
REGISTERED VOTERS - TOTAL	1628	
BALLOTS CAST - TOTAL	478	
BALLOTS CAST - REPUBLICAN	37	7.74
BALLOTS CAST - DEMOCRATIC	422	88.28
BALLOTS CAST - NONPARTISAN	19	3.97
BALLOTS CAST - CROSSOVER	19	3.97
VOTER TURNOUT - TOTAL		29.36

PRECINCT REPORT

BAY COUNTY, MICHIGAN
PRIMARY ELECTION
AUGUST 2, 2016
Republican

OFFICIAL RESULTS

RUN DATE:08/06/16 09:08 AM

0044 Portsmouth Twp Pct 2

	VOTES	PERCENT
REPRESENTATIVE IN CONGRESS 5TH DISTRICT		
Vote for not more than 1		
Al Hardwick.	35	100.00
WRITE-IN.	0	
REPRESENTATIVE IN STATE LEGISLATURE 96TH DISTRICT		
Vote for not more than 1		
David Scholl	35	100.00
WRITE-IN.	0	
COUNTY EXECUTIVE		
Vote for not more than 1		
WRITE-IN.	4	100.00
PROSECUTING ATTORNEY		
Vote for not more than 1		
WRITE-IN.	4	100.00
SHERIFF		
Vote for not more than 1		
Jason Holsapple	30	100.00
WRITE-IN.	0	
CLERK		
Vote for not more than 1		
WRITE-IN.	3	100.00
TREASURER		
Vote for not more than 1		
WRITE-IN.	3	100.00
REGISTER OF DEEDS		
Vote for not more than 1		
WRITE-IN.	3	100.00
COUNTY ROAD COMMISSIONER		
Vote for not more than 1		
Michael Rivard.	35	100.00
WRITE-IN.	0	
DRAIN COMMISSIONER		
Vote for not more than 1		
Nelson Hans Niederer.	33	100.00
WRITE-IN.	0	

	VOTES	PERCENT
COUNTY COMMISSIONER 5TH DISTRICT		
Vote for not more than 1		
Randy Badgerow.	34	100.00
WRITE-IN.	0	
PORTSMOUTH TWP SUPERVISOR		
Vote for not more than 1		
WRITE-IN.	3	100.00
PORTSMOUTH TWP CLERK		
Vote for not more than 1		
WRITE-IN.	3	100.00
PORTSMOUTH TWP TREASURER		
Vote for not more than 1		
WRITE-IN.	3	100.00
PORTSMOUTH TWP TRUSTEE		
Vote for not more than 4		
WRITE-IN.	5	100.00
DELEGATE TO COUNTY CONVENTION PORTSMDUTH TWP, PCT 2		
Vote for not more than 4		
WRITE-IN.	5	100.00

PRECINCT REPORT

BAY COUNTY, MICHIGAN
PRIMARY ELECTION
AUGUST 2, 2016
Democratic

OFFICIAL RESULTS

RUN DATE:08/06/16 09:08 AM

0044 Portsmouth Twp Pct 2

	VOTES	PERCENT
REPRESENTATIVE IN CONGRESS 5TH DISTRICT		
Vote for not more than 1		
Daniel T. Kildee	351	99.43
WRITE-IN.	2	.57
REPRESENTATIVE IN STATE LEGISLATURE 96TH DISTRICT		
Vote for not more than 1		
Brian J. DuFresne.	63	15.75
Brian K. Elder.	183	45.75
Donald Tilley	152	38.00
WRITE-IN.	2	.50
COUNTY EXECUTIVE		
Vote for not more than 1		
Jim Barcia	214	51.82
Tom Hickner.	180	43.58
Mark McFarlin	19	4.60
WRITE-IN.	0	
PROSECUTING ATTORNEY		
Vote for not more than 1		
Nancy E. Borushko.	206	51.63
Marcus Garske	193	48.37
WRITE-IN.	0	
SHERIFF		
Vote for not more than 1		
Troy Cunningham	218	52.15
Robert C. Lee	130	31.10
Terry Spencer	70	16.75
WRITE-IN.	0	
CLERK		
Vote for not more than 1		
Cynthia A. Luczak.	356	99.72
WRITE-IN.	1	.28
TREASURER		
Vote for not more than 1		
Richard F. Brzezinski	356	99.44
WRITE-IN.	2	.56
REGISTER OF DEEDS		
Vote for not more than 1		
Kellie Bodrie	188	50.27
Brandon Krause.	184	49.20
WRITE-IN.	2	.53

	VOTES	PERCENT
COUNTY ROAD COMMISSIONER		
Vote for not more than 1		
Patrick Beson	352	100.00
WRITE-IN.	0	
DRAIN COMMISSIONER		
Vote for not more than 1		
Joseph Rivet	327	100.00
WRITE-IN.	0	
COUNTY COMMISSIONER 5TH DISTRICT		
Vote for not more than 1		
Thomas M. Herek	328	99.09
WRITE-IN.	3	.91
PORTSMOUTH TWP SUPERVISOR		
Vote for not more than 1		
Robert J. Pawlak	330	99.70
WRITE-IN.	1	.30
PORTSMOUTH TWP CLERK		
Vote for not more than 1		
Judith F. Bukowski	337	99.41
WRITE-IN.	2	.59
PORTSMOUTH TWP TREASURER		
Vote for not more than 1		
Kevin Kokaly	330	99.70
WRITE-IN.	1	.30
PORTSMOUTH TWP TRUSTEE		
Vote for not more than 4		
James J. Banaszak.	256	24.95
Nance Corrion	248	24.17
Barbara A. Pett	252	24.56
Gene Van Driessche	265	25.83
WRITE-IN.	5	.49
DELEGATE TO COUNTY CONVENTION PORTSMOUTH TWP, PCT 2		
Vote for not more than 8		
Donald Goulet	279	56.36
Clete E. VanSnepson	208	42.02
WRITE-IN.	8	1.62

PRECINCT REPORT

BAY COUNTY, MICHIGAN
PRIMARY ELECTION
AUGUST 2, 2016
STATISTICS

OFFICIAL RESULTS

RUN DATE:08/06/16 09:08 AM

0045 Williams Twp Pct 1

	VOTES	PERCENT
REGISTERED VOTERS - TOTAL	1838	
BALLOTS CAST - TOTAL	460	
BALLOTS CAST - REPUBLICAN	97	21.09
BALLOTS CAST - DEMOCRATIC	338	73.48
BALLOTS CAST - NONPARTISAN	25	5.43
BALLOTS CAST - CROSSOVER	24	5.22
VOTER TURNOUT - TOTAL		25.03

PRECINCT REPORT

BAY COUNTY, MICHIGAN
PRIMARY ELECTION
AUGUST 2, 2016
Republican

OFFICIAL RESULTS

RUN DATE:08/06/16 09:08 AM

0045 Williams Twp Pct 1

	VOTES	PERCENT
REPRESENTATIVE IN CONGRESS 5TH DISTRICT		
Vote for not more than 1		
Al Hardwick.	87	100.00
WRITE-IN.	0	
REPRESENTATIVE IN STATE LEGISLATURE 98TH DISTRICT		
Vote for not more than 1		
Gary Glenn	96	98.97
WRITE-IN.	1	1.03
COUNTY EXECUTIVE		
Vote for not more than 1		
WRITE-IN.	7	100.00
PROSECUTING ATTORNEY		
Vote for not more than 1		
WRITE-IN.	7	100.00
SHERIFF		
Vote for not more than 1		
Jason Holsapple	78	100.00
WRITE-IN.	0	
CLERK		
Vote for not more than 1		
WRITE-IN.	7	100.00
TREASURER		
Vote for not more than 1		
WRITE-IN.	7	100.00
REGISTER OF DEEDS		
Vote for not more than 1		
WRITE-IN.	7	100.00
COUNTY ROAD COMMISSIONER		
Vote for not more than 1		
Michael Rivard.	90	100.00
WRITE-IN.	0	
DRAIN COMMISSIONER		
Vote for not more than 1		
Nelson Hans Niederer.	82	98.80
WRITE-IN.	1	1.20

	VOTES	PERCENT
COUNTY COMMISSIONER 3RD DISTRICT		
Vote for not more than 1		
Vaughn J. Begick	89	100.00
WRITE-IN.	0	
WILLIAMS TWP SUPERVISOR		
Vote for not more than 1		
WRITE-IN.	5	100.00
WILLIAMS TWP CLERK		
Vote for not more than 1		
Jerry Putt	79	100.00
WRITE-IN.	0	
WILLIAMS TWP TREASURER		
Vote for not more than 1		
WRITE-IN.	4	100.00
WILLIAMS TWP TRUSTEE		
Vote for not more than 4		
Jason P. Gower.	82	51.57
Brian H. Jean	77	48.43
WRITE-IN.	0	
DELEGATE TO COUNTY CONVENTION WILLIAMS TWP, PCT 1		
Vote for not more than 6		
Gilbert G. Bartz	77	25.33
Cindi R. Horneber.	76	25.00
Brian H. Jean	73	24.01
Mark G. Wood	76	25.00
WRITE-IN.	2	.66

PRECINCT REPORT

BAY COUNTY, MICHIGAN
PRIMARY ELECTION
AUGUST 2, 2016
Democratic

OFFICIAL RESULTS

RUN DATE:08/06/16 09:08 AM

0045 Williams Twp Pct 1

	VOTES	PERCENT
REPRESENTATIVE IN CONGRESS 5TH DISTRICT		
Vote for not more than 1		
Daniel T. Kildee	244	99.59
WRITE-IN.	1	.41
REPRESENTATIVE IN STATE LEGISLATURE 98TH DISTRICT		
Vote for not more than 1		
Geoff Malicoat.	217	99.09
WRITE-IN.	2	.91
COUNTY EXECUTIVE		
Vote for not more than 1		
Jim Barcia	180	56.43
Tom Hickner.	110	34.48
Mark McFarlin	29	9.09
WRITE-IN.	0	
PROSECUTING ATTORNEY		
Vote for not more than 1		
Nancy E. Borushko.	154	51.68
Marcus Garske	143	47.99
WRITE-IN.	1	.34
SHERIFF		
Vote for not more than 1		
Troy Cunningham	177	55.31
Robert C. Lee	67	20.94
Terry Spencer	76	23.75
WRITE-IN.	0	
CLERK		
Vote for not more than 1		
Cynthia A. Luczak.	246	99.19
WRITE-IN.	2	.81
TREASURER		
Vote for not more than 1		
Richard F. Brzezinski	223	99.55
WRITE-IN.	1	.45
REGISTER OF DEEDS		
Vote for not more than 1		
Kellie Bodrie	144	50.53
Brandon Krause.	140	49.12
WRITE-IN.	1	.35

	VOTES	PERCENT
COUNTY ROAD COMMISSIONER		
Vote for not more than 1		
Patrick Beson	222	98.67
WRITE-IN.	3	1.33
DRAIN COMMISSIDNER		
Vote for not more than 1		
Joseph Rivet	237	99.16
WRITE-IN.	2	.84
COUNTY COMMISSIONER 3RD DISTRICT		
Vote for not more than 1		
Abel Torres.	214	99.53
WRITE-IN.	1	.47
WILLIAMS TWP SUPERVISOR		
Vote for not more than 1		
Douglas K. Behmlander	153	48.57
Paul M. Wasek	161	51.11
WRITE-IN.	1	.32
WILLIAMS TWP CLERK		
Vote for not more than 1		
Linda K. Vanherweg	240	99.59
WRITE-IN.	1	.41
WILLIAMS TWP TREASURER		
Vote for not more than 1		
Connie Hoverman	248	100.00
WRITE-IN.	0	
WILLIAMS TWP TRUSTEE		
Vote for not more than 4		
Thomas W. Paige	192	24.71
James E. Plant.	185	23.81
Tom Putt.	191	24.58
Al Wisniewski	209	26.90
WRITE-IN.	0	
DELEGATE TO COUNTY CONVENTION WILLIAMS TWP, PCT 1		
Vote for not more than 8		
Jacquob Littlejohn	195	97.01
WRITE-IN.	6	2.99

PRECINCT REPORT

BAY COUNTY, MICHIGAN
PRIMARY ELECTION
AUGUST 2, 2016
STATISTICS

OFFICIAL RESULTS

RUN DATE:08/06/16 09:08 AM

0046 Williams Twp Pct 2

	VOTES	PERCENT
REGISTERED VOTERS - TOTAL	1380	
BALLOTS CAST - TOTAL	205	
BALLOTS CAST - REPUBLICAN	40	19.51
BALLOTS CAST - DEMOCRATIC	154	75.12
BALLOTS CAST - NONPARTISAN	11	5.37
BALLOTS CAST - CROSSOVER	10	4.88
VOTER TURNOUT - TOTAL		14.86

PRECINCT REPORT

BAY COUNTY, MICHIGAN
PRIMARY ELECTION
AUGUST 2, 2016
Republican

OFFICIAL RESULTS

RUN DATE:08/06/16 09:08 AM

0046 Williams Twp Pct 2

	VOTES	PERCENT
REPRESENTATIVE IN CONGRESS 5TH DISTRICT		
Vote for not more than 1		
Al Hardwick	39	100.00
WRITE-IN	0	
REPRESENTATIVE IN STATE LEGISLATURE 98TH DISTRICT		
Vote for not more than 1		
Gary Glenn	39	100.00
WRITE-IN	0	
COUNTY EXECUTIVE		
Vote for not more than 1		
WRITE-IN	1	100.00
PROSECUTING ATTORNEY		
Vote for not more than 1		
WRITE-IN	1	100.00
SHERIFF		
Vote for not more than 1		
Jason Holsapple	33	97.06
WRITE-IN	1	2.94
CLERK		
Vote for not more than 1		
WRITE-IN	1	100.00
TREASURER		
Vote for not more than 1		
WRITE-IN	1	100.00
REGISTER OF DEEDS		
Vote for not more than 1		
WRITE-IN	1	100.00
COUNTY ROAD COMMISSIONER		
Vote for not more than 1		
Michael Rivard	40	100.00
WRITE-IN	0	
DRAIN COMMISSIONER		
Vote for not more than 1		
Nelson Hans Niederer	33	97.06
WRITE-IN	1	2.94

	VOTES	PERCENT
COUNTY COMMISSIONER 1ST DISTRICT		
Vote for not more than 1		
Brandon DeFrain	36	100.00
WRITE-IN	0	
WILLIAMS TWP SUPERVISOR		
Vote for not more than 1		
WRITE-IN	1	100.00
WILLIAMS TWP CLERK		
Vote for not more than 1		
Jerry Putt	31	100.00
WRITE-IN	0	
WILLIAMS TWP TREASURER		
Vote for not more than 1		
WRITE-IN	1	100.00
WILLIAMS TWP TRUSTEE		
Vote for not more than 4		
Jason P. Gower	35	53.03
Brian H. Jean	31	46.97
WRITE-IN	0	
DELEGATE TO COUNTY CONVENTION WILLIAMS TWP, PCT 2		
Vote for not more than 4		
WRITE-IN	4	100.00

PRECINCT REPORT

BAY COUNTY, MICHIGAN
PRIMARY ELECTION
AUGUST 2, 2016
Democratic

OFFICIAL RESULTS

RUN DATE:08/06/16 09:08 AM

0046 Williams Twp Pct 2

	VOTES	PERCENT
REPRESENTATIVE IN CONGRESS 5TH DISTRICT		
Vote for not more than 1		
Daniel T. Kildee	137	100.00
WRITE-IN.	0	
REPRESENTATIVE IN STATE LEGISLATURE 98TH DISTRICT		
Vote for not more than 1		
Geoff Malicoat.	128	99.22
WRITE-IN.	1	.78
COUNTY EXECUTIVE		
Vote for not more than 1		
Jim Barcia	90	60.00
Tom Hickner.	41	27.33
Mark McFarlin	17	11.33
WRITE-IN.	2	1.33
PROSECUTING ATTORNEY		
Vote for not more than 1		
Nancy E. Borushko.	71	50.71
Marcus Garske	68	48.57
WRITE-IN.	1	.71
SHERIFF		
Vote for not more than 1		
Troy Cunningham	97	65.54
Robert C. Lee	25	16.89
Terry Spencer	26	17.57
WRITE-IN.	0	
CLERK		
Vote for not more than 1		
Cynthia A. Luczak.	133	100.00
WRITE-IN.	0	
TREASURER		
Vote for not more than 1		
Richard F. Brzezinski	125	100.00
WRITE-IN.	0	
REGISTER OF DEEDS		
Vote for not more than 1		
Kellie Bodrie	61	42.36
Brandon Krause.	82	56.94
WRITE-IN.	1	.69

	VOTES	PERCENT
COUNTY ROAD COMMISSIONER		
Vote for not more than 1		
Patrick Beson	123	99.19
WRITE-IN.	1	.81
DRAIN COMMISSIONER		
Vote for not more than 1		
Joseph Rivet	128	100.00
WRITE-IN.	0	
COUNTY COMMISSIONER 1ST DISTRICT		
Vote for not more than 1		
Michael Duranczyk.	119	97.54
WRITE-IN.	3	2.46
WILLIAMS TWP SUPERVISOR		
Vote for not more than 1		
Douglas K. Behmlander	72	49.32
Paul M. Wasek	72	49.32
WRITE-IN.	2	1.37
WILLIAMS TWP CLERK		
Vote for not more than 1		
Linda K. Vanherweg	129	98.47
WRITE-IN.	2	1.53
WILLIAMS TWP TREASURER		
Vote for not more than 1		
Connie Hoverman	125	100.00
WRITE-IN.	0	
WILLIAMS TWP TRUSTEE		
Vote for not more than 4		
Thomas W. Paige	103	25.81
James E. Plant.	92	23.06
Tom Putt.	100	25.06
Al Wisniewski	103	25.81
WRITE-IN.	1	.25
DELEGATE TO COUNTY CONVENTION WILLIAMS TWP, PCT 2		
Vote for not more than 5		
WRITE-IN.	7	100.00

PRECINCT REPORT

BAY COUNTY, MICHIGAN
PRIMARY ELECTION
AUGUST 2, 2016
STATISTICS

OFFICIAL RESULTS

RUN DATE:08/06/16 09:08 AM

0047 Williams Twp Pct 3

	VOTES	PERCENT
REGISTERED VOTERS - TOTAL	527	
BALLOTS CAST - TOTAL	115	
BALLOTS CAST - REPUBLICAN	24	20.87
BALLOTS CAST - DEMOCRATIC	83	72.17
BALLOTS CAST - NONPARTISAN	8	6.96
BALLOTS CAST - CROSSOVER	8	6.96
VOTER TURNOUT - TOTAL		21.82

PRECINCT REPORT

BAY COUNTY, MICHIGAN
PRIMARY ELECTION
AUGUST 2, 2016
Republican

OFFICIAL RESULTS

RUN DATE:08/06/16 09:08 AM

0047 Williams Twp Pct 3

	VOTES	PERCENT
REPRESENTATIVE IN CONGRESS 5TH DISTRICT		
Vote for not more than 1		
Al Hardwick	23	100.00
WRITE-IN	0	
REPRESENTATIVE IN STATE LEGISLATURE 98TH DISTRICT		
Vote for not more than 1		
Gary Glenn	24	100.00
WRITE-IN	0	
COUNTY EXECUTIVE		
Vote for not more than 1		
WRITE-IN	1	100.00
PROSECUTING ATTORNEY		
Vote for not more than 1		
WRITE-IN	1	100.00
SHERIFF		
Vote for not more than 1		
Jason Holsapple	22	100.00
WRITE-IN	0	
CLERK		
Vote for not more than 1		
WRITE-IN	1	100.00
TREASURER		
Vote for not more than 1		
WRITE-IN	1	100.00
REGISTER OF DEEDS		
Vote for not more than 1		
WRITE-IN	1	100.00
COUNTY ROAD COMMISSIONER		
Vote for not more than 1		
Michael Rivard	20	100.00
WRITE-IN	0	
DRAIN COMMISSIONER		
Vote for not more than 1		
Nelson Hans Niederer	20	100.00
WRITE-IN	0	

	VOTES	PERCENT
COUNTY COMMISSIONER 3RD DISTRICT		
Vote for not more than 1		
Vaughn J. Begick	22	100.00
WRITE-IN	0	
WILLIAMS TWP SUPERVISOR		
Vote for not more than 1		
WRITE-IN	1	100.00
WILLIAMS TWP CLERK		
Vote for not more than 1		
Jerry Putt	20	100.00
WRITE-IN	0	
WILLIAMS TWP TREASURER		
Vote for not more than 1		
WRITE-IN	1	100.00
WILLIAMS TWP TRUSTEE		
Vote for not more than 4		
Jason P. Gower	20	58.82
Brian H. Jean	12	35.29
WRITE-IN	2	5.88
DELEGATE TO COUNTY CONVENTION WILLIAMS TWP, PCT 3		
Vote for not more than 2		
WRITE-IN	2	100.00

PRECINCT REPORT

BAY COUNTY, MICHIGAN
PRIMARY ELECTION
AUGUST 2, 2016
Democratic

OFFICIAL RESULTS

RUN DATE:08/06/16 09:08 AM

0047 Williams Twp Pct 3

	VOTES	PERCENT
REPRESENTATIVE IN CONGRESS 5TH DISTRICT		
Vote for not more than 1		
Daniel T. Kildee	62	100.00
WRITE-IN.	0	
REPRESENTATIVE IN STATE LEGISLATURE 98TH DISTRICT		
Vote for not more than 1		
Geoff Malicoat.	51	100.00
WRITE-IN.	0	
COUNTY EXECUTIVE		
Vote for not more than 1		
Jim Barcia	49	60.49
Tom Hickner.	29	35.80
Mark McFarlin	3	3.70
WRITE-IN.	0	
PROSECUTING ATTORNEY		
Vote for not more than 1		
Nancy E. Borushko.	47	65.28
Marcus Garske	25	34.72
WRITE-IN.	0	
SHERIFF		
Vote for not more than 1		
Troy Cunningham	48	61.54
Robert C. Lee	18	23.08
Terry Spencer	12	15.38
WRITE-IN.	0	
CLERK		
Vote for not more than 1		
Cynthia A. Luczak.	54	100.00
WRITE-IN.	0	
TREASURER		
Vote for not more than 1		
Richard F. Brzezinski	53	100.00
WRITE-IN.	0	
REGISTER OF DEEDS		
Vote for not more than 1		
Kellie Bodrie	26	37.14
Brandon Krause.	44	62.86
WRITE-IN.	0	

	VOTES	PERCENT
COUNTY ROAD COMMISSIONER		
Vote for not more than 1		
Patrick Beson	54	100.00
WRITE-IN.	0	
DRAIN COMMISSIONER		
Vote for not more than 1		
Joseph Rivet	61	100.00
WRITE-IN.	0	
COUNTY COMMISSIONER 3RD DISTRICT		
Vote for not more than 1		
Abel Torres.	48	100.00
WRITE-IN.	0	
WILLIAMS TWP SUPERVISOR		
Vote for not more than 1		
Douglas K. Behmlander	37	48.68
Paul M. Wasek	39	51.32
WRITE-IN.	0	
WILLIAMS TWP CLERK		
Vote for not more than 1		
Linda K. Vanherweg	57	100.00
WRITE-IN.	0	
WILLIAMS TWP TREASURER		
Vote for not more than 1		
Connie Hoverman	67	100.00
WRITE-IN.	0	
WILLIAMS TWP TRUSTEE		
Vote for not more than 4		
Thomas W. Paige	51	27.42
James E. Plant.	40	21.51
Tom Putt.	46	24.73
Al Wisniewski	49	26.34
WRITE-IN.	0	
DELEGATE TO COUNTY CONVENTION WILLIAMS TWP, PCT 3		
Vote for not more than 2		
WRITE-IN.	0	

BENZIE COUNTY Statement of Vote
BENZIE_0816_PRIMARYA_E

200001	REPUBLICAN US REP IN CONGRESS															
	Registration	Ballots Cast	Turnout (%)		Jason Allen	Jack Bergman	Tom Casperson									
Almira Township Pct 1 1	2053	661	32.20		184	193	73									
Almira Township Pct 1 - Manual E	2053	0	0.00		0	0	0									
Almira Township Pct 1 - County C	2053	0	0.00		0	0	0									
Benzonia Township Pct 1 3	2338	770	32.93		158	217	88									
Benzonia Township Pct 1 - Manua	2338	0	0.00		0	0	0									
Benzonia Township Pct 1 - Count	2338	0	0.00		0	0	0									
Blaine Township Pct 1 4	478	135	28.24		27	40	26									
Blaine Township Pct 1 - Manual E	478	0	0.00		0	0	0									
Blaine Township Pct 1 - County C	478	0	0.00		0	0	0									
Colfax Township Pct 1 5	525	0	0.00		0	0	0									
Colfax Township Pct 1 - Manual E	525	96	18.29		28	28	15									
Colfax Township Pct 1 - County C	525	0	0.00		0	0	0									
Crystal Lake Township Pct 1 6	1055	328	31.09		62	99	50									
Crystal Lake Township Pct 1 - Ma	1055	0	0.00		0	0	0									
Crystal Lake Township Pct 1 - Co	1055	0	0.00		0	0	0									
Gilmore Township Pct 1 7	645	199	30.85		43	29	21									
Gilmore Township Pct 1 - Manual	645	0	0.00		0	0	0									
Gilmore Township Pct 1 - County	645	0	0.00		0	0	0									
Homestead Township Pct 1 8	1920	489	25.47		115	138	76									
Homestead Township Pct 1 - Man	1920	0	0.00		0	0	0									
Homestead Township Pct 1 - Cou	1920	0	0.00		0	0	0									
Inland Township Pct 1 9	1657	392	23.66		68	124	42									
Inland Township Pct 1 - Manual E	1657	0	0.00		0	0	0									
Inland Township Pct 1 - County C	1657	0	0.00		0	0	0									
Joyfield Township Pct 1 10	626	191	30.51		41	67	24									
Joyfield Township Pct 1 - Manual	626	0	0.00		0	0	0									
Joyfield Township Pct 1 - County	626	0	0.00		0	0	0									
Lake Township Pct 1 11	761	299	39.29		62	100	30									
Lake Township Pct 1 - Manual En	761	0	0.00		0	0	0									
Lake Township Pct 1 - County Cle	761	0	0.00		0	0	0									
Platte Township Pct 1 12	317	112	35.33		23	31	18									
Platte Township Pct 1 - Manual Er	317	0	0.00		0	0	0									
Platte Township Pct 1 - County Cl	317	0	0.00		0	0	0									
Weldon Township Pct 1 13	484	105	21.69		24	30	17									
Weldon Township Pct 1 - Manual	484	0	0.00		0	0	0									
Weldon Township Pct 1 - County	484	0	0.00		0	0	0									
City of Frankfort 14	1039	277	26.66		56	68	39									
City of Frankfort - Manual Entry	1039	0	0.00		0	0	0									
City of Frankfort - County Clerk	1039	0	0.00		0	0	0									
Precinct Totals	13898	3958	28.48		863	1136	504									
Manual Entry Totals	13898	96	0.69		28	28	15									
Grand Totals	13898	4054	29.17		891	1164	519									
County Clerk Totals	13898	0	0.00		0	0	0									

FILED IN MY OFFICE
2016 AUG 12 AM 8:30
BENZIE COUNTY CLERK

BENZIE COUNTY Statement of Vote
BENZIE_0816_PRIMARYA_E

300079	DEMOCRATIC US REP IN CONGRESS															
	Registration	Ballots Cast	Turnout (%)		Jerry Cannon	Lon Johnson										
Almira Township Pct 1 1	2053	661	32.20		52	94										
Almira Township Pct 1 - Manual E	2053	0	0.00		0	0										
Almira Township Pct 1 - County C	2053	0	0.00		0	0										
Benzonia Township Pct 1 3	2338	770	32.93		35	143										
Benzonia Township Pct 1 - Manua	2338	0	0.00		0	0										
Benzonia Township Pct 1 - Count	2338	0	0.00		0	0										
Blaine Township Pct 1 4	478	135	28.24		11	20										
Blaine Township Pct 1 - Manual E	478	0	0.00		0	0										
Blaine Township Pct 1 - County C	478	0	0.00		0	0										
Colfax Township Pct 1 5	525	0	0.00		0	0										
Colfax Township Pct 1 - Manual E	525	96	18.29		8	15										
Colfax Township Pct 1 - County C	525	0	0.00		0	0										
Crystal Lake Township Pct 1 6	1055	328	31.09		19	54										
Crystal Lake Township Pct 1 - Ma	1055	0	0.00		0	0										
Crystal Lake Township Pct 1 - Co	1055	0	0.00		0	0										
Gilmore Township Pct 1 7	645	199	30.85		16	64										
Gilmore Township Pct 1 - Manual	645	0	0.00		0	0										
Gilmore Township Pct 1 - County	645	0	0.00		0	0										
Homestead Township Pct 1 8	1920	489	25.47		34	61										
Homestead Township Pct 1 - Man	1920	0	0.00		0	0										
Homestead Township Pct 1 - Cou	1920	0	0.00		0	0										
Inland Township Pct 1 9	1657	392	23.66		25	73										
Inland Township Pct 1 - Manual E	1657	0	0.00		0	0										
Inland Township Pct 1 - County C	1657	0	0.00		0	0										
Joyfield Township Pct 1 10	626	191	30.51		13	17										
Joyfield Township Pct 1 - Manual	626	0	0.00		0	0										
Joyfield Township Pct 1 - County	626	0	0.00		0	0										
Lake Township Pct 1 11	761	299	39.29		19	53										
Lake Township Pct 1 - Manual En	761	0	0.00		0	0										
Lake Township Pct 1 - County Cle	761	0	0.00		0	0										
Platte Township Pct 1 12	317	112	35.33		5	24										
Platte Township Pct 1 - Manual E	317	0	0.00		0	0										
Platte Township Pct 1 - County Cl	317	0	0.00		0	0										
Weldon Township Pct 1 13	484	105	21.69		8	15										
Weldon Township Pct 1 - Manual	484	0	0.00		0	0										
Weldon Township Pct 1 - County	484	0	0.00		0	0										
City of Frankfort 14	1039	277	26.66		26	56										
City of Frankfort - Manual Entry	1039	0	0.00		0	0										
City of Frankfort - County Clerk	1039	0	0.00		0	0										
Precinct Totals	13898	3958	28.48		263	674										
Manual Entry Totals	13898	96	0.69		8	15										
Grand Totals	13898	4054	29.17		271	689										
County Clerk Totals	13898	0	0.00		0	0										

200002	REPUBLICAN STATE REP.																
	Registration	Ballots Cast	Turnout (%)		Cary Urka	Curt VanderWall	Mark Walter										
Almira Township Pct 1 1	2053	661	32.20		51	149	194										
Almira Township Pct 1 - Manual E	2053	0	0.00		0	0	0										
Almira Township Pct 1 - County C	2053	0	0.00		0	0	0										
Benzonia Township Pct 1 3	2338	770	32.93		57	191	138										
Benzonia Township Pct 1 - Manua	2338	0	0.00		0	0	0										
Benzonia Township Pct 1 - Count	2338	0	0.00		0	0	0										
Blaine Township Pct 1 4	478	135	28.24		9	47	25										
Blaine Township Pct 1 - Manual E	478	0	0.00		0	0	0										
Blaine Township Pct 1 - County C	478	0	0.00		0	0	0										
Colfax Township Pct 1 5	525	0	0.00		0	0	0										
Colfax Township Pct 1 - Manual E	525	96	18.29		11	21	23										
Colfax Township Pct 1 - County C	525	0	0.00		0	0	0										
Crystal Lake Township Pct 1 6	1055	328	31.09		28	94	51										
Crystal Lake Township Pct 1 - Ma	1055	0	0.00		0	0	0										
Crystal Lake Township Pct 1 - Co	1055	0	0.00		0	0	0										
Gilmore Township Pct 1 7	645	199	30.85		8	20	42										
Gilmore Township Pct 1 - Manual	645	0	0.00		0	0	0										
Gilmore Township Pct 1 - County	645	0	0.00		0	0	0										
Homestead Township Pct 1 8	1920	489	25.47		60	94	131										
Homestead Township Pct 1 - Man	1920	0	0.00		0	0	0										
Homestead Township Pct 1 - Cou	1920	0	0.00		0	0	0										
Inland Township Pct 1 9	1657	392	23.66		29	66	86										
Inland Township Pct 1 - Manual E	1657	0	0.00		0	0	0										
Inland Township Pct 1 - County C	1657	0	0.00		0	0	0										
Joyfield Township Pct 1 10	626	191	30.51		19	46	49										
Joyfield Township Pct 1 - Manual	626	0	0.00		0	0	0										
Joyfield Township Pct 1 - County	626	0	0.00		0	0	0										
Lake Township Pct 1 11	761	299	39.29		20	78	64										
Lake Township Pct 1 - Manual En	761	0	0.00		0	0	0										
Lake Township Pct 1 - County Cle	761	0	0.00		0	0	0										
Platte Township Pct 1 12	317	112	35.33		8	24	23										
Platte Township Pct 1 - Manual Ei	317	0	0.00		0	0	0										
Platte Township Pct 1 - County Cl	317	0	0.00		0	0	0										
Weldon Township Pct 1 13	484	105	21.69		11	21	29										
Weldon Township Pct 1 - Manual	484	0	0.00		0	0	0										
Weldon Township Pct 1 - County	484	0	0.00		0	0	0										
City of Frankfort 14	1039	277	26.66		22	68	50										
City of Frankfort - Manual Entry	1039	0	0.00		0	0	0										
City of Frankfort - County Clerk	1039	0	0.00		0	0	0										
Precinct Totals	13898	3958	28.48		322	898	882										
Manual Entry Totals	13898	96	0.69		11	21	23										
Grand Totals	13898	4054	29.17		333	919	905										
County Clerk Totals	13898	0	0.00		0	0	0										

BENZIE COUNTY Statement of Vote
BENZIE_0816_PRIMARYA_E

300080	DEMOCRATIC STATE REP.															
	Registration	Ballots Cast	Turnout (%)		Dan Scripps											
Almira Township Pct 1 1	2053	661	32.20		142											
Almira Township Pct 1 - Manual E	2053	0	0.00		0											
Almira Township Pct 1 - County C	2053	0	0.00		0											
Benzonia Township Pct 1 3	2338	770	32.93		187											
Benzonia Township Pct 1 - Manua	2338	0	0.00		0											
Benzonia Township Pct 1 - Count	2338	0	0.00		0											
Blaine Township Pct 1 4	478	135	28.24		28											
Blaine Township Pct 1 - Manual E	478	0	0.00		0											
Blaine Township Pct 1 - County C	478	0	0.00		0											
Colfax Township Pct 1 5	525	0	0.00		0											
Colfax Township Pct 1 - Manual E	525	96	18.29		20											
Colfax Township Pct 1 - County C	525	0	0.00		0											
Crystal Lake Township Pct 1 6	1055	328	31.09		74											
Crystal Lake Township Pct 1 - Ma	1055	0	0.00		0											
Crystal Lake Township Pct 1 - Co	1055	0	0.00		0											
Gilmore Township Pct 1 7	645	199	30.85		78											
Gilmore Township Pct 1 - Manual	645	0	0.00		0											
Gilmore Township Pct 1 - County	645	0	0.00		0											
Homestead Township Pct 1 8	1920	489	25.47		90											
Homestead Township Pct 1 - Man	1920	0	0.00		0											
Homestead Township Pct 1 - Cou	1920	0	0.00		0											
Inland Township Pct 1 9	1657	392	23.66		95											
Inland Township Pct 1 - Manual E	1657	0	0.00		0											
Inland Township Pct 1 - County C	1657	0	0.00		0											
Joyfield Township Pct 1 10	626	191	30.51		28											
Joyfield Township Pct 1 - Manual	626	0	0.00		0											
Joyfield Township Pct 1 - County	626	0	0.00		0											
Lake Township Pct 1 11	761	299	39.29		70											
Lake Township Pct 1 - Manual En	761	0	0.00		0											
Lake Township Pct 1 - County Cle	761	0	0.00		0											
Platte Township Pct 1 12	317	112	35.33		34											
Platte Township Pct 1 - Manual Et	317	0	0.00		0											
Platte Township Pct 1 - County Cl	317	0	0.00		0											
Weldon Township Pct 1 13	484	105	21.69		22											
Weldon Township Pct 1 - Manual	484	0	0.00		0											
Weldon Township Pct 1 - County	484	0	0.00		0											
City of Frankfort 14	1039	277	26.66		79											
City of Frankfort - Manual Entry	1039	0	0.00		0											
City of Frankfort - County Clerk	1039	0	0.00		0											
Precinct Totals	13898	3958	28.48		927											
Manual Entry Totals	13898	96	0.69		20											
Grand Totals	13898	4054	29.17		947											
County Clerk Totals	13898	0	0.00		0											

ELECTION Magic

Berrien County
ELECTION RETURNS

DETAILED results for Representative in Congress 6th District

To find a particular township quickly, choose "Find" from the Edit Menu (control-f or command-f) and enter the name of the township.

	# Reg. Voters	Poll Book	% Reg. Voters	Fred Upton	Paul Clements
TOTAL	--	--	--	12019	3844
City of Benton Harbor #1	2788	89	3.19%	9	57
City of Benton Harbor #2	1979	53	2.68%	4	38
City of Benton Harbor #3	2538	59	2.32%	2	42
City of Benton Harbor #4	2532	60	2.37%	15	38
AVCB	--	239	N/A	9	170
City of Bridgman	1709	336	19.66%	205	62
City of Buchanan #1	1950	198	10.15%	119	60
City of Buchanan #2	1369	174	12.71%	102	50
City of Coloma	1160	148	12.76%	105	19
City of New Buffalo	1685	174	10.33%	90	39
City of Niles #1	2053	80	3.90%	43	30
City of Niles #2	2382	166	6.97%	91	54
City of Niles #3	2310	101	4.37%	43	46
City of Niles #4	2366	193	8.16%	116	53
AVCB	--	217	N/A	97	63
City of St. Joseph #1	2425	270	11.13%	194	45
City of St. Joseph #2	2282	301	13.19%	201	58
City of St. Joseph #3	1984	193	9.73%	126	39

AVCB	--	631	N/A	411	107
City of Watervliet	1228	121	9.85%	79	14
Bainbridge	2056	580	28.21%	444	33
Baroda	2204	399	18.10%	282	32
Benton Charter #1	2789	182	6.53%	69	77
Benton Charter #2	2180	81	3.72%	9	52
Benton Charter #3	1100	127	11.55%	46	57
Benton Charter #4	1589	239	15.04%	92	103
Benton Charter #5	2500	158	6.32%	56	75
Benton Charter #6	2512	187	7.44%	20	128
AVCB	--	601	N/A	138	303
Berrien #1	1862	207	11.12%	147	30
Berrien #2	1649	175	10.61%	138	11
Bertrand #1A	901	248	27.52%	171	33
Buchanan	2577	431	16.72%	282	63
Chikaming	2661	527	19.80%	279	143
Coloma Charter #1	2251	339	15.06%	237	32
Coloma Charter #2	1867	259	13.87%	171	25
Galien	1191	239	20.07%	55	105
Hagar #1A	867	239	27.57%	151	28
Hagar #2A	1459	230	15.76%	159	25
Lake Charter	2454	645	26.28%	448	34
Lincoln Charter #1	2440	403	16.52%	311	27
Lincoln Charter #2	1715	203	11.84%	145	19
Lincoln Charter #3	2524	227	8.99%	163	26
Lincoln Charter #4	2145	318	14.83%	249	21
Lincoln Charter #5	1396	204	14.61%	157	18
Lincoln Charter #6	1349	139	10.30%	103	12
AVCB	--	1528	N/A	968	216
New Buffalo	2048	327	15.97%	178	66
Niles Charter #1	1940	116	5.98%	75	16

Niles Charter #2	1667	56	3.36%	38	11
Niles Charter #3	2601	93	3.58%	56	25
Niles Charter #4	2565	86	3.35%	53	22
Niles Charter #5	1924	149	7.74%	103	22
AVCB	--	566	N/A	318	129
Oronoko Charter #1A	727	425	58.46%	304	53
Oronoko Charter #2	1290	136	10.54%	84	24
Oronoko Charter #3	2328	210	9.02%	131	42
Pipestone	1731	228	13.17%	163	22
Royalton #1	1777	500	28.14%	360	47
Royalton #2	2061	487	23.63%	364	37
St. Joseph Charter #1	2720	279	10.26%	137	103
St. Joseph Charter #2	1745	254	14.56%	179	25
St. Joseph Charter #3	1419	229	16.14%	164	20
St. Joseph Charter #4	2638	390	14.78%	290	44
AVCB	--	1042	N/A	664	171
Sodus #1A	1617	341	21.09%	227	46
Three Oaks	2316	250	10.79%	137	44
Watervliet #1A	2155	385	17.87%	273	30
Weesaw #1A	1507	270	17.92%	170	33
				Fred Upton	Paul Clements

Back to Summaries

ELECTION Magic

Berrien County
ELECTION RETURNS

DETAILED results for Representative in State Legislature 78th District

To find a particular township quickly, choose "Find" from the Edit Menu (control-f or command-f) and enter the name of the township.

	# Reg. Voters	Poll Book	% Reg. Voters	Dave Pagel	Dean E. Hill
TOTAL	--	--	--	4216	1301
City of Buchanan #1	1950	198	10.15%	120	60
City of Buchanan #2	1369	174	12.71%	108	48
City of New Buffalo	1685	174	10.33%	89	38
City of Niles #1	2053	80	3.90%	45	26
City of Niles #2	2382	166	6.97%	94	54
City of Niles #3	2310	101	4.37%	41	43
City of Niles #4	2366	193	8.16%	113	51
AVCB	--	217	N/A	106	56
Baroda	2204	399	18.10%	302	31
Berrien #1	1862	207	11.12%	151	25
Berrien #2	1649	175	10.61%	146	9
Bertrand #1A	901	248	27.52%	174	33
Buchanan	2577	431	16.72%	298	63
Chikaming	2661	527	19.80%	276	133
Galien	1191	239	20.07%	56	101
New Buffalo	2048	327	15.97%	189	64
Niles Charter #1	1940	116	5.98%	74	14
Niles Charter #2	1667	56	3.36%	37	10

Niles Charter #3	2601	93	3.58%	54	24
Niles Charter #4	2565	86	3.35%	49	23
Niles Charter #5	1924	149	7.74%	109	20
AVCB	--	566	N/A	322	126
Oronoko Charter #1A	727	425	58.46%	312	48
Oronoko Charter #2	1290	136	10.54%	86	23
Oronoko Charter #3	2328	210	9.02%	135	42
Pipestone	1731	228	13.17%	170	22
Sodus #1A	1617	341	21.09%	231	42
Three Oaks	2316	250	10.79%	142	42
Weesaw #1A	1507	270	17.92%	187	30
				Dave Pagel	Dean E. Hill

Back to Summaries

ELECTION Magic

Berrien County
ELECTION RETURNS

DETAILED results for Representative in State Legislature 79th District

To find a particular township quickly, choose "Find" from the Edit Menu (control-f or command-f) and enter the name of the township.

	# Reg. Voters	Poll Book	% Reg. Voters	Ryan Arnt	Mary E. Brown	Kim LaSata	Troy Rolling	Marletta Seats
TOTAL	--	--	--	2957	490	4856	899	2465
City of Benton Harbor #1	2788	89	3.19%	1	1	3	6	61
City of Benton Harbor #2	1979	53	2.68%	0	0	2	3	40
City of Benton Harbor #3	2538	59	2.32%	0	0	0	2	49
City of Benton Harbor #4	2532	60	2.37%	4	3	8	2	38
AVCB	--	239	N/A	4	3	2	2	176
City of Bridgman	1709	336	19.66%	86	19	119	11	56
City of Coloma	1160	148	12.76%	16	3	93	11	19
City of St. Joseph #1	2425	270	11.13%	58	14	135	16	40
City of St. Joseph #2	2282	301	13.19%	50	22	148	20	54
City of St. Joseph #3	1984	193	9.73%	51	13	74	13	36
AVCB	--	631	N/A	175	33	243	26	101
City of Watervliet	1228	121	9.85%	15	6	54	14	14
Bainbridge	2056	580	28.21%	142	22	310	26	31
Benton Charter #1	2789	182	6.53%	21	0	37	13	85
Benton Charter #2	2180	81	3.72%	2	0	6	1	56

Benton Charter #3	1100	127	11.55%	14	4	26	4	64
Benton Charter #4	1589	239	15.04%	33	4	67	5	100
Benton Charter #5	2500	158	6.32%	11	3	30	21	76
Benton Charter #6	2512	187	7.44%	3	0	13	11	139
AVCB	--	601	N/A	48	2	91	19	313
Coloma Charter #1	2251	339	15.06%	64	8	180	18	30
Coloma Charter #2	1867	259	13.87%	57	12	131	10	24
Hagar #1A	867	239	27.57%	57	16	102	5	28
Hagar #2A	1459	230	15.76%	37	11	115	16	24
Lake Charter	2454	645	26.28%	203	37	260	37	36
Lincoln Charter #1	2440	403	16.52%	137	8	168	56	25
Lincoln Charter #2	1715	203	11.84%	61	4	67	43	18
Lincoln Charter #3	2524	227	8.99%	64	7	96	24	25
Lincoln Charter #4	2145	318	14.83%	110	10	136	23	20
Lincoln Charter #5	1396	204	14.61%	53	8	83	26	15
Lincoln Charter #6	1349	139	10.30%	41	3	61	18	11
AVCB	--	1528	N/A	481	54	506	82	203
Royalton #1	1777	500	28.14%	124	17	220	53	45
Royalton #2	2061	487	23.63%	168	17	186	53	35
St. Joseph Charter #1	2720	279	10.26%	29	12	91	30	99
St. Joseph Charter #2	1745	254	14.56%	47	13	132	31	25
St. Joseph Charter #3	1419	229	16.14%	75	9	96	20	19
St. Joseph Charter #4	2638	390	14.78%	85	20	180	41	44
AVCB	--	1042	N/A	239	52	392	62	161
Watervliet #1A	2155	385	17.87%	91	20	193	25	30
				Ryan Arnt	Mary E. Brown	Kim LaSata	Troy Rolling	Marletta Seats

Back to Summaries

Michigan August 2016 Primary Election

8/2/2016

Local Zeros Page

Local Results Page

EM Test Homepage

Representative in Congress

7th District

1 position per party

Order	Precinct		# of Reg. Voters	Poll Book Totals	% Voters (Per Precinct)	Doug North Republican	Tim Walberg Republican	TOTALS	Gretchen D. Driskell Democrat
1	Algansee	0200001	1282	268	20.90%	50	167	217	18
2	Batavia	0400001	1061	184	17.34%	48	117	165	7
3	Bethel	0600001	920	198	21.52%	38	112	150	8
4	Bronson	0800001	1026	176	17.15%	47	94	141	14
5	Butler #1A	1000001A	864	155	17.94%	42	80	122	13
6	Butler #1B	1000001B	10	7	70.00%	0	0	0	0
7	California	1200001	463	64	13.82%	9	41	50	11
8	Coldwater	1400001	2842	700	24.63%	120	446	566	44
9	Gilead	1600001	485	80	16.49%	14	44	58	8
10	Girard #1A	1800001A	1524	443	29.07%	99	252	351	13
11	Girard #1B	1800001B	184	55	29.89%	0	0	0	0
12	Kinderhook	2000001	1378	303	21.99%	61	191	252	22
13	Matteson	2200001	947	213	22.49%	51	95	146	38
14	Noble	2400001	358	41	11.45%	8	26	34	1
15	Ovid	2600001	2146	478	22.27%	102	278	380	36
16	Quincy #1	2800001	1368	192	14.04%	36	114	150	15
17	Quincy #2	2800002	1916	283	14.77%	59	177	236	20
18	Sherwood #1A	3000001A	1603	201	12.54%	45	115	160	15
19	Sherwood #1B	3000001B	217	18	8.29%	0	0	0	0
20	Union	3200001	2119	311	14.68%	81	174	255	22
21	City of Bronson	5200001	1478	161	10.89%	25	98	123	14
22	City of Coldwater #1	5401001	1697	243	14.32%	48	114	162	56
23	City of Coldwater #2	5402001	1842	390	21.17%	82	211	293	46
24	City of Coldwater #3	5403001	2135	638	29.88%	119	381	500	35
25	City of Coldwater #4	5404001	1727	296	17.14%	53	155	208	50
	Totals		**31592**	**6098**		**1237**	**3482**	**4719**	**506**
	Registered Voters	31592							
	% of Voter Turnout	19.30%							

n August 2016 Primary Election

al Zeros Page
l Results Page
est Homepage

Precinct		# of Reg. Voters	Poll Book Totals	% Voters (Per Precinct)	TOTALS	Representative in State Legislature 58th District — 1 position per party: Eric Leutheuser Republican	TOTALS	Mary Hamaty Democrat	TOTALS
Algansee	0200001	1282	268	20.90%	18	196	196	17	17
Batavia	0400001	1061	184	17.34%	7	146	146	7	7
Bethel	0600001	920	198	21.52%	8	142	142	7	7
Bronson	0800001	1026	176	17.15%	14	128	128	13	13
Butler #1A	1000001A	864	155	17.94%	13	111	111	13	13
Butler #1B	1000001B	10	7	70.00%	0	0	0	0	0
California	1200001	463	64	13.82%	11	43	43	12	12
Coldwater	1400001	2842	700	24.63%	44	511	511	40	40
Gilead	1600001	485	80	16.49%	8	52	52	8	8
Girard #1A	1800001A	1524	443	29.07%	13	308	308	13	13
Girard #1B	1800001B	184	55	29.89%	0	0	0	0	0
Kinderhook	2000001	1378	303	21.99%	22	224	224	21	21
Matteson	2200001	947	213	22.49%	38	121	121	35	35
Noble	2400001	358	41	11.45%	1	31	31	1	1
Ovid	2600001	2146	478	22.27%	36	332	332	36	36
Quincy #1	2800001	1368	192	14.04%	15	142	142	14	14
Quincy #2	2800002	1916	283	14.77%	20	210	210	18	18
Sherwood #1A	3000001A	1603	201	12.54%	15	141	141	14	14
Sherwood #1B	3000001B	217	18	8.29%	0	0	0	0	0
Union	3200001	2119	311	14.68%	22	216	216	21	21
City of Bronson	5200001	1478	161	10.89%	14	110	110	12	12
City of Coldwater #1	5401001	1697	243	14.32%	56	147	147	46	46
City of Coldwater #2	5402001	1842	390	21.17%	46	259	259	44	44
City of Coldwater #3	5403001	2135	638	29.88%	35	458	458	32	32
City of Coldwater #4	5404001	1727	296	17.14%	50	183	183	48	48
Totals		**31592**	**6098**		**506**	**4211**	**4211**	**472**	**472**
Registered Voters	31592								
% of Voter Turnout	19.30%								

n August 2016 Primary Election

					Clerk		Treasurer		Register
al Zeros Page									
l Results Page									
est Homepage					1 position per party		1 position per party		1 position
Precinct		**# of Reg. Voters**	**Poll Book Totals**	**% Voters (Per Precinct)**	**Terry Ann Kubasiak Republican**	**TOTALS**	**Ann Vrablic Republican**	**TOTALS**	**Nancy Hutchins Republican**
Algansee	0200001	1282	268	20.90%	191	191	183	183	190
Batavia	0400001	1061	184	17.34%	147	147	142	142	144
Bethel	0600001	920	198	21.52%	149	149	135	135	146
Bronson	0800001	1026	176	17.15%	137	137	118	118	123
Butler #1A	1000001A	864	155	17.94%	109	109	106	106	106
Butler #1B	1000001B	10	7	70.00%	0	0	0	0	0
California	1200001	463	64	13.82%	45	45	44	44	43
Coldwater	1400001	2842	700	24.63%	526	526	507	507	533
Gilead	1600001	485	80	16.49%	55	55	53	53	56
Girard #1A	1800001A	1524	443	29.07%	308	308	302	302	307
Girard #1B	1800001B	184	55	29.89%	0	0	0	0	0
Kinderhook	2000001	1378	303	21.99%	227	227	225	225	228
Matteson	2200001	947	213	22.49%	134	134	118	118	122
Noble	2400001	358	41	11.45%	31	31	31	31	31
Ovid	2600001	2146	478	22.27%	349	349	333	333	355
Quincy #1	2800001	1368	192	14.04%	141	141	138	138	142
Quincy #2	2800002	1916	283	14.77%	210	210	210	210	211
Sherwood #1A	3000001A	1603	201	12.54%	145	145	138	138	140
Sherwood #1B	3000001B	217	18	8.29%	0	0	0	0	0
Union	3200001	2119	311	14.68%	221	221	212	212	218
City of Bronson	5200001	1478	161	10.89%	116	116	112	112	115
City of Coldwater #1	5401001	1697	243	14.32%	145	145	146	146	145
City of Coldwater #2	5402001	1842	390	21.17%	264	264	254	254	259
City of Coldwater #3	5403001	2135	638	29.88%	476	476	468	468	472
City of Coldwater #4	5404001	1727	296	17.14%	189	189	181	181	188
Totals		**31592**	**6098**		**4315**	**4315**	**4156**	**4156**	**4274**
Registered Voters	31592								
% of Voter Turnout	19.30%								

n August 2016 Primary Election

al Zeros Page
l Results Page
est Homepage

Precinct		# of Reg. Voters	Poll Book Totals	% Voters (Per Precinct)	Prosecuting Attorney 1 position per party: Ralph Wendell Kimble, II Republican	TOTALS	Sheriff 1 position per party: Cailean Gee Republican	C. John Pollack Republican	TOTALS
Algansee	0200001	1282	268	20.90%	185	185	43	183	226
Batavia	0400001	1061	184	17.34%	149	149	32	143	175
Bethel	0600001	920	198	21.52%	140	140	36	141	177
Bronson	0800001	1026	176	17.15%	127	127	23	131	154
Butler #1A	1000001A	864	155	17.94%	105	105	34	94	128
Butler #1B	1000001B	10	7	70.00%	0	0	0	0	0
California	1200001	463	64	13.82%	41	41	16	36	52
Coldwater	1400001	2842	700	24.63%	513	513	124	491	615
Gilead	1600001	485	80	16.49%	55	55	14	52	66
Girard #1A	1800001A	1524	443	29.07%	304	304	71	314	385
Girard #1B	1800001B	184	55	29.89%	0	0	0	0	0
Kinderhook	2000001	1378	303	21.99%	228	228	46	224	270
Matteson	2200001	947	213	22.49%	120	120	20	135	155
Noble	2400001	358	41	11.45%	30	30	6	33	39
Ovid	2600001	2146	478	22.27%	344	344	98	324	422
Quincy #1	2800001	1368	192	14.04%	140	140	48	119	167
Quincy #2	2800002	1916	283	14.77%	210	210	58	185	243
Sherwood #1A	3000001A	1603	201	12.54%	139	139	23	145	168
Sherwood #1B	3000001B	217	18	8.29%	0	0	0	0	0
Union	3200001	2119	311	14.68%	212	212	47	215	262
City of Bronson	5200001	1478	161	10.89%	119	119	27	112	139
City of Coldwater #1	5401001	1697	243	14.32%	149	149	57	117	174
City of Coldwater #2	5402001	1842	390	21.17%	253	253	74	235	309
City of Coldwater #3	5403001	2135	638	29.88%	469	469	104	447	551
City of Coldwater #4	5404001	1727	296	17.14%	177	177	54	162	216
Totals		**31592**	**6098**		**4209**	**4209**	**1055**	**4038**	**5093**

Registered Voters	31592
% of Voter Turnout	19.30%

n August 2016 Primary Election

al Zeros Page
l Results Page
est Homepage

Precinct		# of Reg. Voters	Poll Book Totals	% Voters (Per Precinct)	of Deeds per party TOTALS	Drain Commissioner 1 position per party Michael W. Hard Republican	Drain Commissioner 1 position per party TOTALS	Surv 1 position To Be Determined Republican	Surv 1 position TOTALS
Algansee	0200001	1282	268	20.90%	190	197	197	0	0
Batavia	0400001	1061	184	17.34%	144	140	140	0	0
Bethel	0600001	920	198	21.52%	146	134	134	0	0
Bronson	0800001	1026	176	17.15%	123	124	124	0	0
Butler #1A	1000001A	864	155	17.94%	106	111	111	0	0
Butler #1B	1000001B	10	7	70.00%	0	0	0	0	0
California	1200001	463	64	13.82%	43	42	42	0	0
Coldwater	1400001	2842	700	24.63%	533	508	508	0	0
Gilead	1600001	485	80	16.49%	56	57	57	0	0
Girard #1A	1800001A	1524	443	29.07%	307	304	304	0	0
Girard #1B	1800001B	184	55	29.89%	0	0	0	0	0
Kinderhook	2000001	1378	303	21.99%	228	223	223	0	0
Matteson	2200001	947	213	22.49%	122	123	123	0	0
Noble	2400001	358	41	11.45%	31	31	31	0	0
Ovid	2600001	2146	478	22.27%	355	340	340	0	0
Quincy #1	2800001	1368	192	14.04%	142	143	143	0	0
Quincy #2	2800002	1916	283	14.77%	211	225	225	0	0
Sherwood #1A	3000001A	1603	201	12.54%	140	138	138	0	0
Sherwood #1B	3000001B	217	18	8.29%	0	0	0	0	0
Union	3200001	2119	311	14.68%	218	220	220	0	0
City of Bronson	5200001	1478	161	10.89%	115	112	112	0	0
City of Coldwater #1	5401001	1697	243	14.32%	145	143	143	0	0
City of Coldwater #2	5402001	1842	390	21.17%	259	253	253	0	0
City of Coldwater #3	5403001	2135	638	29.88%	472	462	462	0	0
City of Coldwater #4	5404001	1727	296	17.14%	188	176	176	0	0
Totals		**31592**	**6098**		**4274**	**4206**	**4206**	**0**	**0**
Registered Voters	31592								
% of Voter Turnout	19.30%								

n August 2016 Primary Election

					eyor		County Commissioner		
al Zeros Page							1st District		
l Results Page									
est Homepage					per party		1 position per party		
Precinct		**# of**	**Poll**	**% Voters**	**To Be**		**Terri A.**	**Rod**	
		Reg.	**Book**	**(Per**	**Determined**		**Norris**	**Olney**	
		Voters	**Totals**	**Precinct)**	**Democrat**	**TOTALS**	**Republican**	**Republican**	**TOTALS**
Algansee	0200001	1282	268	20.90%	0	0	0	0	0
Batavia	0400001	1061	184	17.34%	0	0	0	0	0
Bethel	0600001	920	198	21.52%	0	0	0	0	0
Bronson	0800001	1026	176	17.15%	0	0	0	0	0
Butler #1A	1000001A	864	155	17.94%	0	0	61	65	126
Butler #1B	1000001B	10	7	70.00%	0	0	0	0	0
California	1200001	463	64	13.82%	0	0	0	0	0
Coldwater	1400001	2842	700	24.63%	0	0	0	0	0
Gilead	1600001	485	80	16.49%	0	0	0	0	0
Girard #1A	1800001A	1524	443	29.07%	0	0	173	192	365
Girard #1B	1800001B	184	55	29.89%	0	0	0	0	0
Kinderhook	2000001	1378	303	21.99%	0	0	0	0	0
Matteson	2200001	947	213	22.49%	0	0	0	0	0
Noble	2400001	358	41	11.45%	0	0	0	0	0
Ovid	2600001	2146	478	22.27%	0	0	0	0	0
Quincy #1	2800001	1368	192	14.04%	0	0	0	0	0
Quincy #2	2800002	1916	283	14.77%	0	0	0	0	0
Sherwood #1A	3000001A	1603	201	12.54%	0	0	95	71	166
Sherwood #1B	3000001B	217	18	8.29%	0	0	0	0	0
Union	3200001	2119	311	14.68%	0	0	164	99	263
City of Bronson	5200001	1478	161	10.89%	0	0	0	0	0
City of Coldwater #1	5401001	1697	243	14.32%	0	0	0	0	0
City of Coldwater #2	5402001	1842	390	21.17%	0	0	0	0	0
City of Coldwater #3	5403001	2135	638	29.88%	0	0	0	0	0
City of Coldwater #4	5404001	1727	296	17.14%	0	0	0	0	0
Totals		**31592**	**6098**		**0**	**0**	**493**	**427**	**920**
Registered Voters	31592								
% of Voter Turnout	19.30%								

n August 2016 Primary Election

al Zeros Page
l Results Page
est Homepage

Precinct		# of Reg. Voters	Poll Book Totals	% Voters (Per Precinct)	County Commissioner 2nd District 1 position per party Chad Everett Republican	Leonard Kolcz Republican	TOTALS	County Commissioner 3rd District 1 position per party Don Vrablic Republican	TOTALS
Algansee	0200001	1282	268	20.90%	0	0	0	170	170
Batavia	0400001	1061	184	17.34%	39	123	162	0	0
Bethel	0600001	920	198	21.52%	42	130	172	0	0
Bronson	0800001	1026	176	17.15%	18	133	151	0	0
Butler #1A	1000001A	864	155	17.94%	0	0	0	0	0
Butler #1B	1000001B	10	7	70.00%	0	0	0	0	0
California	1200001	463	64	13.82%	0	0	0	42	42
Coldwater	1400001	2842	700	24.63%	0	0	0	0	0
Gilead	1600001	485	80	16.49%	16	48	64	0	0
Girard #1A	1800001A	1524	443	29.07%	0	0	0	0	0
Girard #1B	1800001B	184	55	29.89%	0	0	0	0	0
Kinderhook	2000001	1378	303	21.99%	0	0	0	218	218
Matteson	2200001	947	213	22.49%	32	118	150	0	0
Noble	2400001	358	41	11.45%	5	32	37	0	0
Ovid	2600001	2146	478	22.27%	0	0	0	306	306
Quincy #1	2800001	1368	192	14.04%	0	0	0	128	128
Quincy #2	2800002	1916	283	14.77%	0	0	0	0	0
Sherwood #1A	3000001A	1603	201	12.54%	0	0	0	0	0
Sherwood #1B	3000001B	217	18	8.29%	0	0	0	0	0
Union	3200001	2119	311	14.68%	0	0	0	0	0
City of Bronson	5200001	1478	161	10.89%	43	90	133	0	0
City of Coldwater #1	5401001	1697	243	14.32%	0	0	0	0	0
City of Coldwater #2	5402001	1842	390	21.17%	0	0	0	0	0
City of Coldwater #3	5403001	2135	638	29.88%	0	0	0	0	0
City of Coldwater #4	5404001	1727	296	17.14%	0	0	0	0	0
Totals		**31592**	**6098**		**195**	**674**	**869**	**864**	**864**
Registered Voters	31592								
% of Voter Turnout	19.30%								

n August 2016 Primary Election

al Zeros Page
l Results Page
est Homepage

Precinct		# of Reg. Voters	Poll Book Totals	% Voters (Per Precinct)	County Commissioner 4th District 1 position per party Ted Gordon Republican	Jon E. Houtz Republican	TOTALS	County Commissioner 5th District 1 position per party Randall Hazelbaker Republican	TOTALS
Algansee	0200001	1282	268	20.90%	0	0	0	0	0
Batavia	0400001	1061	184	17.34%	0	0	0	0	0
Bethel	0600001	920	198	21.52%	0	0	0	0	0
Bronson	0800001	1026	176	17.15%	0	0	0	0	0
Butler #1A	1000001A	864	155	17.94%	0	0	0	0	0
Butler #1B	1000001B	10	7	70.00%	0	0	0	0	0
California	1200001	463	64	13.82%	0	0	0	0	0
Coldwater	1400001	2842	700	24.63%	0	0	0	492	492
Gilead	1600001	485	80	16.49%	0	0	0	0	0
Girard #1A	1800001A	1524	443	29.07%	0	0	0	0	0
Girard #1B	1800001B	184	55	29.89%	0	0	0	0	0
Kinderhook	2000001	1378	303	21.99%	0	0	0	0	0
Matteson	2200001	947	213	22.49%	0	0	0	0	0
Noble	2400001	358	41	11.45%	0	0	0	0	0
Ovid	2600001	2146	478	22.27%	0	0	0	0	0
Quincy #1	2800001	1368	192	14.04%	0	0	0	0	0
Quincy #2	2800002	1916	283	14.77%	0	0	0	207	207
Sherwood #1A	3000001A	1603	201	12.54%	0	0	0	0	0
Sherwood #1B	3000001B	217	18	8.29%	0	0	0	0	0
Union	3200001	2119	311	14.68%	0	0	0	0	0
City of Bronson	5200001	1478	161	10.89%	0	0	0	0	0
City of Coldwater #1	5401001	1697	243	14.32%	91	67	158	0	0
City of Coldwater #2	5402001	1842	390	21.17%	149	150	299	0	0
City of Coldwater #3	5403001	2135	638	29.88%	313	215	528	0	0
City of Coldwater #4	5404001	1727	296	17.14%	0	0	0	183	183
Totals		**31592**	**6098**		**553**	**432**	**985**	**882**	**882**
Registered Voters	31592								
% of Voter Turnout	19.30%								

Michigan August 2016 Primary Election									
8/2/2016			Algansee Township Supervisor		Algansee Township Clerk		Algansee Township Treasurer	
			1 position per party		1 position per party		1 position per party	
Order	Precinct		Russell W. Jennings		Suzanne R. Preston		Andrea Strong	
			Republican	TOTALS	Republican	TOTALS	Republican	TOTALS
1	Algansee	0200001	171	171	193	193	184	184
2	Batavia	0400001	0	0	0	0	0	0
3	Bethel	0600001	0	0	0	0	0	0
4	Bronson	0800001	0	0	0	0	0	0
5	Butler #1A	1000001A	0	0	0	0	0	0
6	Butler #1B	1000001B	0	0	0	0	0	0
7	California	1200001	0	0	0	0	0	0
8	Coldwater	1400001	0	0	0	0	0	0
9	Gilead	1600001	0	0	0	0	0	0
10	Girard #1A	1800001A	0	0	0	0	0	0
11	Girard #1B	1800001B	0	0	0	0	0	0
12	Kinderhook	2000001	0	0	0	0	0	0
13	Matteson	2200001	0	0	0	0	0	0
14	Noble	2400001	0	0	0	0	0	0
15	Ovid	2600001	0	0	0	0	0	0
16	Quincy #1	2800001	0	0	0	0	0	0
17	Quincy #2	2800002	0	0	0	0	0	0
18	Sherwood #1A	3000001A	0	0	0	0	0	0
19	Sherwood #1B	3000001B	0	0	0	0	0	0
20	Union	3200001	0	0	0	0	0	0
21	City of Bronson	5200001	0	0	0	0	0	0
22	City of Coldwater #1	5401001	0	0	0	0	0	0
23	City of Coldwater #2	5402001	0	0	0	0	0	0
24	City of Coldwater #3	5403001	0	0	0	0	0	0
25	City of Coldwater #4	5404001	0	0	0	0	0	0
	Totals		**171**	**171**	**193**	**193**	**184**	**184**

n August 2016 Primary

		Algansee Township Trustee			Batavia Township Supervisor		Batavia Tow
			2 positions per party		1 position per party		1 position
Precinct		John Shilling Republican	Harold Sneath Republican	TOTALS	Daniel J. Hemker Republican	TOTALS	Yvonne Klingler Republican
Algansee	0200001	167	135	302	0	0	0
Batavia	0400001	0	0	0	149	149	137
Bethel	0600001	0	0	0	0	0	0
Bronson	0800001	0	0	0	0	0	0
Butler #1A	1000001A	0	0	0	0	0	0
Butler #1B	1000001B	0	0	0	0	0	0
California	1200001	0	0	0	0	0	0
Coldwater	1400001	0	0	0	0	0	0
Gilead	1600001	0	0	0	0	0	0
Girard #1A	1800001A	0	0	0	0	0	0
Girard #1B	1800001B	0	0	0	0	0	0
Kinderhook	2000001	0	0	0	0	0	0
Matteson	2200001	0	0	0	0	0	0
Noble	2400001	0	0	0	0	0	0
Ovid	2600001	0	0	0	0	0	0
Quincy #1	2800001	0	0	0	0	0	0
Quincy #2	2800002	0	0	0	0	0	0
Sherwood #1A	3000001A	0	0	0	0	0	0
Sherwood #1B	3000001B	0	0	0	0	0	0
Union	3200001	0	0	0	0	0	0
City of Bronson	5200001	0	0	0	0	0	0
City of Coldwater #1	5401001	0	0	0	0	0	0
City of Coldwater #2	5402001	0	0	0	0	0	0
City of Coldwater #3	5403001	0	0	0	0	0	0
City of Coldwater #4	5404001	0	0	0	0	0	0
Totals		**167**	**135**	**302**	**149**	**149**	**137**

n August 2016 Primary								
		nship Clerk	Batavia Township Treasurer		Batavia Township Trustee		
		per party	1 position per party		2 positions per party		
Precinct			Brenda S. Demlow		Michael G. Crenshaw	Taylor J. Fraser	Daniel A. Rinehart
		TOTALS	Republican	TOTALS	Republican	Republican	Republican
Algansee	0200001	0	0	0	0	0	0
Batavia	0400001	137	141	141	112	82	63
Bethel	0600001	0	0	0	0	0	0
Bronson	0800001	0	0	0	0	0	0
Butler #1A	1000001A	0	0	0	0	0	0
Butler #1B	1000001B	0	0	0	0	0	0
California	1200001	0	0	0	0	0	0
Coldwater	1400001	0	0	0	0	0	0
Gilead	1600001	0	0	0	0	0	0
Girard #1A	1800001A	0	0	0	0	0	0
Girard #1B	1800001B	0	0	0	0	0	0
Kinderhook	2000001	0	0	0	0	0	0
Matteson	2200001	0	0	0	0	0	0
Noble	2400001	0	0	0	0	0	0
Ovid	2600001	0	0	0	0	0	0
Quincy #1	2800001	0	0	0	0	0	0
Quincy #2	2800002	0	0	0	0	0	0
Sherwood #1A	3000001A	0	0	0	0	0	0
Sherwood #1B	3000001B	0	0	0	0	0	0
Union	3200001	0	0	0	0	0	0
City of Bronson	5200001	0	0	0	0	0	0
City of Coldwater #1	5401001	0	0	0	0	0	0
City of Coldwater #2	5402001	0	0	0	0	0	0
City of Coldwater #3	5403001	0	0	0	0	0	0
City of Coldwater #4	5404001	0	0	0	0	0	0
Totals		**137**	**141**	**141**	**112**	**82**	**63**

n August 2016 Primary			Bethel Township Supervisor			Bethel Township Clerk	
			1 position per party			1 position per party	
Precinct		TOTALS	Lawrence L. LaMontagne Republican	James Webb Republican	TOTALS	Lori L. Brewer Republican	TOTALS
Algansee	0200001	0	0	0	0	0	0
Batavia	0400001	257	0	0	0	0	0
Bethel	0600001	0	92	77	169	156	156
Bronson	0800001	0	0	0	0	0	0
Butler #1A	1000001A	0	0	0	0	0	0
Butler #1B	1000001B	0	0	0	0	0	0
California	1200001	0	0	0	0	0	0
Coldwater	1400001	0	0	0	0	0	0
Gilead	1600001	0	0	0	0	0	0
Girard #1A	1800001A	0	0	0	0	0	0
Girard #1B	1800001B	0	0	0	0	0	0
Kinderhook	2000001	0	0	0	0	0	0
Matteson	2200001	0	0	0	0	0	0
Noble	2400001	0	0	0	0	0	0
Ovid	2600001	0	0	0	0	0	0
Quincy #1	2800001	0	0	0	0	0	0
Quincy #2	2800002	0	0	0	0	0	0
Sherwood #1A	3000001A	0	0	0	0	0	0
Sherwood #1B	3000001B	0	0	0	0	0	0
Union	3200001	0	0	0	0	0	0
City of Bronson	5200001	0	0	0	0	0	0
City of Coldwater #1	5401001	0	0	0	0	0	0
City of Coldwater #2	5402001	0	0	0	0	0	0
City of Coldwater #3	5403001	0	0	0	0	0	0
City of Coldwater #4	5404001	0	0	0	0	0	0
Totals		**257**	**92**	**77**	**169**	**156**	**156**

n August 2016 Primary

		Bethel Townshiip Treasurer			Bethel Township Trustee		
		1 position per party			2 positions per party		
Precinct		**Clarissa Nowak**	**Karen J. Ratkowski**		**Rod Hathaway**	**Jerry Haylett**	
		Republican	**Republican**	**TOTALS**	**Republican**	**Republican**	**TOTALS**
Algansee	0200001	0	0	0	0	0	0
Batavia	0400001	0	0	0	0	0	0
Bethel	0600001	68	109	177	94	138	232
Bronson	0800001	0	0	0	0	0	0
Butler #1A	1000001A	0	0	0	0	0	0
Butler #1B	1000001B	0	0	0	0	0	0
California	1200001	0	0	0	0	0	0
Coldwater	1400001	0	0	0	0	0	0
Gilead	1600001	0	0	0	0	0	0
Girard #1A	1800001A	0	0	0	0	0	0
Girard #1B	1800001B	0	0	0	0	0	0
Kinderhook	2000001	0	0	0	0	0	0
Matteson	2200001	0	0	0	0	0	0
Noble	2400001	0	0	0	0	0	0
Ovid	2600001	0	0	0	0	0	0
Quincy #1	2800001	0	0	0	0	0	0
Quincy #2	2800002	0	0	0	0	0	0
Sherwood #1A	3000001A	0	0	0	0	0	0
Sherwood #1B	3000001B	0	0	0	0	0	0
Union	3200001	0	0	0	0	0	0
City of Bronson	5200001	0	0	0	0	0	0
City of Coldwater #1	5401001	0	0	0	0	0	0
City of Coldwater #2	5402001	0	0	0	0	0	0
City of Coldwater #3	5403001	0	0	0	0	0	0
City of Coldwater #4	5404001	0	0	0	0	0	0
Totals		**68**	**109**	**177**	**94**	**138**	**232**

n August 2016 Primary

		Bronson Township Supervisor		Bronson Township Clerk		Bronson Township Treasurer	
		1 position per party		1 position per party		1 position per party	
Precinct		Ken A. Carpenter		Rhonda K. Noble		Richard G. Losinski	
		Republican	TOTALS	Republican	TOTALS	Republican	TOTALS
Algansee	0200001	0	0	0	0	0	0
Batavia	0400001	0	0	0	0	0	0
Bethel	0600001	0	0	0	0	0	0
Bronson	0800001	127	127	123	123	126	126
Butler #1A	1000001A	0	0	0	0	0	0
Butler #1B	1000001B	0	0	0	0	0	0
California	1200001	0	0	0	0	0	0
Coldwater	1400001	0	0	0	0	0	0
Gilead	1600001	0	0	0	0	0	0
Girard #1A	1800001A	0	0	0	0	0	0
Girard #1B	1800001B	0	0	0	0	0	0
Kinderhook	2000001	0	0	0	0	0	0
Matteson	2200001	0	0	0	0	0	0
Noble	2400001	0	0	0	0	0	0
Ovid	2600001	0	0	0	0	0	0
Quincy #1	2800001	0	0	0	0	0	0
Quincy #2	2800002	0	0	0	0	0	0
Sherwood #1A	3000001A	0	0	0	0	0	0
Sherwood #1B	3000001B	0	0	0	0	0	0
Union	3200001	0	0	0	0	0	0
City of Bronson	5200001	0	0	0	0	0	0
City of Coldwater #1	5401001	0	0	0	0	0	0
City of Coldwater #2	5402001	0	0	0	0	0	0
City of Coldwater #3	5403001	0	0	0	0	0	0
City of Coldwater #4	5404001	0	0	0	0	0	0
Totals		**127**	**127**	**123**	**123**	**126**	**126**

n August 2016 Primary

		Bronson Township Trustee			Butler Township Supervisor		
		2 positions per party			1 position per party		
Precinct		John R. Wielgos	Roger D. Wisman		Gary D. Smith		Reggie Ivey
		Republican	Republican	TOTALS	Republican	TOTALS	Democrat
Algansee	0200001	0	0	0	0	0	0
Batavia	0400001	0	0	0	0	0	0
Bethel	0600001	0	0	0	0	0	0
Bronson	0800001	111	102	213	0	0	0
Butler #1A	1000001A	0	0	0	102	102	14
Butler #1B	1000001B	0	0	0	0	0	0
California	1200001	0	0	0	0	0	0
Coldwater	1400001	0	0	0	0	0	0
Gilead	1600001	0	0	0	0	0	0
Girard #1A	1800001A	0	0	0	0	0	0
Girard #1B	1800001B	0	0	0	0	0	0
Kinderhook	2000001	0	0	0	0	0	0
Matteson	2200001	0	0	0	0	0	0
Noble	2400001	0	0	0	0	0	0
Ovid	2600001	0	0	0	0	0	0
Quincy #1	2800001	0	0	0	0	0	0
Quincy #2	2800002	0	0	0	0	0	0
Sherwood #1A	3000001A	0	0	0	0	0	0
Sherwood #1B	3000001B	0	0	0	0	0	0
Union	3200001	0	0	0	0	0	0
City of Bronson	5200001	0	0	0	0	0	0
City of Coldwater #1	5401001	0	0	0	0	0	0
City of Coldwater #2	5402001	0	0	0	0	0	0
City of Coldwater #3	5403001	0	0	0	0	0	0
City of Coldwater #4	5404001	0	0	0	0	0	0
Totals		**111**	**102**	**213**	**102**	**102**	**14**

n August 2016 Primary			Butler Township Clerk		Butler Township Treasurer		
			1 position per party		1 position per party		
Precinct		TOTALS	Linda D. Hammontree Democrat	TOTALS	Deborah Bracy Republican	TOTALS	Christopher D. Brenner Republican
Algansee	0200001	0	0	0	0	0	0
Batavia	0400001	0	0	0	0	0	0
Bethel	0600001	0	0	0	0	0	0
Bronson	0800001	0	0	0	0	0	0
Butler #1A	1000001A	14	15	15	108	108	80
Butler #1B	1000001B	0	0	0	0	0	0
California	1200001	0	0	0	0	0	0
Coldwater	1400001	0	0	0	0	0	0
Gilead	1600001	0	0	0	0	0	0
Girard #1A	1800001A	0	0	0	0	0	0
Girard #1B	1800001B	0	0	0	0	0	0
Kinderhook	2000001	0	0	0	0	0	0
Matteson	2200001	0	0	0	0	0	0
Noble	2400001	0	0	0	0	0	0
Ovid	2600001	0	0	0	0	0	0
Quincy #1	2800001	0	0	0	0	0	0
Quincy #2	2800002	0	0	0	0	0	0
Sherwood #1A	3000001A	0	0	0	0	0	0
Sherwood #1B	3000001B	0	0	0	0	0	0
Union	3200001	0	0	0	0	0	0
City of Bronson	5200001	0	0	0	0	0	0
City of Coldwater #1	5401001	0	0	0	0	0	0
City of Coldwater #2	5402001	0	0	0	0	0	0
City of Coldwater #3	5403001	0	0	0	0	0	0
City of Coldwater #4	5404001	0	0	0	0	0	0
Totals		**14**	**15**	**15**	**108**	**108**	**80**

n August 2016 Primary

		Butler Township Trustee				California Township Supervisor	
		2 positions per party				1 position per party	
Precinct		**Janis Olney**		**Eileen R. VanVleet**		**Sheila Alley**	
		Republican	**TOTALS**	**Democrat**	**TOTALS**	**Republican**	**TOTALS**
Algansee	0200001	0	0	0	0	0	0
Batavia	0400001	0	0	0	0	0	0
Bethel	0600001	0	0	0	0	0	0
Bronson	0800001	0	0	0	0	0	0
Butler #1A	1000001A	59	139	16	16	0	0
Butler #1B	1000001B	0	0	0	0	0	0
California	1200001	0	0	0	0	42	42
Coldwater	1400001	0	0	0	0	0	0
Gilead	1600001	0	0	0	0	0	0
Girard #1A	1800001A	0	0	0	0	0	0
Girard #1B	1800001B	0	0	0	0	0	0
Kinderhook	2000001	0	0	0	0	0	0
Matteson	2200001	0	0	0	0	0	0
Noble	2400001	0	0	0	0	0	0
Ovid	2600001	0	0	0	0	0	0
Quincy #1	2800001	0	0	0	0	0	0
Quincy #2	2800002	0	0	0	0	0	0
Sherwood #1A	3000001A	0	0	0	0	0	0
Sherwood #1B	3000001B	0	0	0	0	0	0
Union	3200001	0	0	0	0	0	0
City of Bronson	5200001	0	0	0	0	0	0
City of Coldwater #1	5401001	0	0	0	0	0	0
City of Coldwater #2	5402001	0	0	0	0	0	0
City of Coldwater #3	5403001	0	0	0	0	0	0
City of Coldwater #4	5404001	0	0	0	0	0	0
Totals		**59**	**139**	**16**	**16**	**42**	**42**

n August 2016 Primary

		California Township Clerk		California Township Treasurer		California Township T	
		1 position per party		1 position per party			2 positions per party
Precinct		**Michael A. Hart**		**Joyce Hook**		**Basil S. Bassage, Jr.**	**Dennis Hook**
		Republican	**TOTALS**	**Republican**	**TOTALS**	**Republican**	**Republican**
Algansee	0200001	0	0	0	0	0	0
Batavia	0400001	0	0	0	0	0	0
Bethel	0600001	0	0	0	0	0	0
Bronson	0800001	0	0	0	0	0	0
Butler #1A	1000001A	0	0	0	0	0	0
Butler #1B	1000001B	0	0	0	0	0	0
California	1200001	42	42	42	42	33	43
Coldwater	1400001	0	0	0	0	0	0
Gilead	1600001	0	0	0	0	0	0
Girard #1A	1800001A	0	0	0	0	0	0
Girard #1B	1800001B	0	0	0	0	0	0
Kinderhook	2000001	0	0	0	0	0	0
Matteson	2200001	0	0	0	0	0	0
Noble	2400001	0	0	0	0	0	0
Ovid	2600001	0	0	0	0	0	0
Quincy #1	2800001	0	0	0	0	0	0
Quincy #2	2800002	0	0	0	0	0	0
Sherwood #1A	3000001A	0	0	0	0	0	0
Sherwood #1B	3000001B	0	0	0	0	0	0
Union	3200001	0	0	0	0	0	0
City of Bronson	5200001	0	0	0	0	0	0
City of Coldwater #1	5401001	0	0	0	0	0	0
City of Coldwater #2	5402001	0	0	0	0	0	0
City of Coldwater #3	5403001	0	0	0	0	0	0
City of Coldwater #4	5404001	0	0	0	0	0	0
Totals		**42**	**42**	**42**	**42**	**33**	**43**

n August 2016 Primary							
		rustee	Coldwater Townsip Supervisor		Coldwater Township Clerk		Coldwater Tow
			1 position per party		1 position per party		1 position
Precinct		TOTALS	Donald E. Rogers Republican	TOTALS	Diane Morrison Republican	TOTALS	Micheal D. Sowles Republican
Algansee	0200001	0	0	0	0	0	0
Batavia	0400001	0	0	0	0	0	0
Bethel	0600001	0	0	0	0	0	0
Bronson	0800001	0	0	0	0	0	0
Butler #1A	1000001A	0	0	0	0	0	0
Butler #1B	1000001B	0	0	0	0	0	0
California	1200001	76	0	0	0	0	0
Coldwater	1400001	0	488	488	516	516	496
Gilead	1600001	0	0	0	0	0	0
Girard #1A	1800001A	0	0	0	0	0	0
Girard #1B	1800001B	0	0	0	0	0	0
Kinderhook	2000001	0	0	0	0	0	0
Matteson	2200001	0	0	0	0	0	0
Noble	2400001	0	0	0	0	0	0
Ovid	2600001	0	0	0	0	0	0
Quincy #1	2800001	0	0	0	0	0	0
Quincy #2	2800002	0	0	0	0	0	0
Sherwood #1A	3000001A	0	0	0	0	0	0
Sherwood #1B	3000001B	0	0	0	0	0	0
Union	3200001	0	0	0	0	0	0
City of Bronson	5200001	0	0	0	0	0	0
City of Coldwater #1	5401001	0	0	0	0	0	0
City of Coldwater #2	5402001	0	0	0	0	0	0
City of Coldwater #3	5403001	0	0	0	0	0	0
City of Coldwater #4	5404001	0	0	0	0	0	0
Totals		**76**	**488**	**488**	**516**	**516**	**496**

n August 2016 Primary

		nship Treasurer	Coldwater Township Trustee			Gilead Township Supervisor	
		per party	2 positions per party			1 position per party	
Precinct			**Mary G. Daniels**	**Wayne K. Kellogg**		**Debbie Burzynski**	
		TOTALS	**Republican**	**Republican**	**TOTALS**	**Republican**	**TOTALS**
Algansee	0200001	0	0	0	0	0	0
Batavia	0400001	0	0	0	0	0	0
Bethel	0600001	0	0	0	0	0	0
Bronson	0800001	0	0	0	0	0	0
Butler #1A	1000001A	0	0	0	0	0	0
Butler #1B	1000001B	0	0	0	0	0	0
California	1200001	0	0	0	0	0	0
Coldwater	1400001	496	379	474	853	0	0
Gilead	1600001	0	0	0	0	57	57
Girard #1A	1800001A	0	0	0	0	0	0
Girard #1B	1800001B	0	0	0	0	0	0
Kinderhook	2000001	0	0	0	0	0	0
Matteson	2200001	0	0	0	0	0	0
Noble	2400001	0	0	0	0	0	0
Ovid	2600001	0	0	0	0	0	0
Quincy #1	2800001	0	0	0	0	0	0
Quincy #2	2800002	0	0	0	0	0	0
Sherwood #1A	3000001A	0	0	0	0	0	0
Sherwood #1B	3000001B	0	0	0	0	0	0
Union	3200001	0	0	0	0	0	0
City of Bronson	5200001	0	0	0	0	0	0
City of Coldwater #1	5401001	0	0	0	0	0	0
City of Coldwater #2	5402001	0	0	0	0	0	0
City of Coldwater #3	5403001	0	0	0	0	0	0
City of Coldwater #4	5404001	0	0	0	0	0	0
Totals		**496**	**379**	**474**	**853**	**57**	**57**

n August 2016 Primary

		Gilead Township Clerk		Gilead Township Treasurer		Gilead Towship Tru	
		1 position per party		1 position per party		2 positions per party	
Precinct		**Jill L. Bucklin**		**Beth H. Cook**		**Jody D. Beck**	**Charles F. Shimp**
		Republican	**TOTALS**	**Republican**	**TOTALS**	**Republican**	**Republican**
Algansee	0200001	0	0	0	0	0	0
Batavia	0400001	0	0	0	0	0	0
Bethel	0600001	0	0	0	0	0	0
Bronson	0800001	0	0	0	0	0	0
Butler #1A	1000001A	0	0	0	0	0	0
Butler #1B	1000001B	0	0	0	0	0	0
California	1200001	0	0	0	0	0	0
Coldwater	1400001	0	0	0	0	0	0
Gilead	1600001	52	52	57	57	50	42
Girard #1A	1800001A	0	0	0	0	0	0
Girard #1B	1800001B	0	0	0	0	0	0
Kinderhook	2000001	0	0	0	0	0	0
Matteson	2200001	0	0	0	0	0	0
Noble	2400001	0	0	0	0	0	0
Ovid	2600001	0	0	0	0	0	0
Quincy #1	2800001	0	0	0	0	0	0
Quincy #2	2800002	0	0	0	0	0	0
Sherwood #1A	3000001A	0	0	0	0	0	0
Sherwood #1B	3000001B	0	0	0	0	0	0
Union	3200001	0	0	0	0	0	0
City of Bronson	5200001	0	0	0	0	0	0
City of Coldwater #1	5401001	0	0	0	0	0	0
City of Coldwater #2	5402001	0	0	0	0	0	0
City of Coldwater #3	5403001	0	0	0	0	0	0
City of Coldwater #4	5404001	0	0	0	0	0	0
Totals		**52**	**52**	**57**	**57**	**50**	**42**

n August 2016 Primary								
	/stee		Girard Township Supervisor			Girard Township Clerk		
				1 position per party			1 position per party	
Precinct		TOTALS	Phillip AcMoody Republican	Gene Easterday Republican	TOTALS	Kathy Weigt Republican	TOTALS
Algansee	0200001	0	0	0	0	0	0
Batavia	0400001	0	0	0	0	0	0
Bethel	0600001	0	0	0	0	0	0
Bronson	0800001	0	0	0	0	0	0
Butler #1A	1000001A	0	0	0	0	0	0
Butler #1B	1000001B	0	0	0	0	0	0
California	1200001	0	0	0	0	0	0
Coldwater	1400001	0	0	0	0	0	0
Gilead	1600001	92	0	0	0	0	0
Girard #1A	1800001A	0	197	198	395	331	331
Girard #1B	1800001B	0	0	0	0	0	0
Kinderhook	2000001	0	0	0	0	0	0
Matteson	2200001	0	0	0	0	0	0
Noble	2400001	0	0	0	0	0	0
Ovid	2600001	0	0	0	0	0	0
Quincy #1	2800001	0	0	0	0	0	0
Quincy #2	2800002	0	0	0	0	0	0
Sherwood #1A	3000001A	0	0	0	0	0	0
Sherwood #1B	3000001B	0	0	0	0	0	0
Union	3200001	0	0	0	0	0	0
City of Bronson	5200001	0	0	0	0	0	0
City of Coldwater #1	5401001	0	0	0	0	0	0
City of Coldwater #2	5402001	0	0	0	0	0	0
City of Coldwater #3	5403001	0	0	0	0	0	0
City of Coldwater #4	5404001	0	0	0	0	0	0
Totals		**92**	**197**	**198**	**395**	**331**	**331**

n August 2016 Primary

		Girard Township Treasurer		Girard Township Trustee		
		1 position per party		2 positions per party		
Precinct		**Julie A. Waterbury**		**Candance A. Cox**	**Steve Weigt**	
		Republican	**TOTALS**	**Republican**	**Republican**	**TOTALS**
Algansee	0200001	0	0	0	0	0
Batavia	0400001	0	0	0	0	0
Bethel	0600001	0	0	0	0	0
Bronson	0800001	0	0	0	0	0
Butler #1A	1000001A	0	0	0	0	0
Butler #1B	1000001B	0	0	0	0	0
California	1200001	0	0	0	0	0
Coldwater	1400001	0	0	0	0	0
Gilead	1600001	0	0	0	0	0
Girard #1A	1800001A	331	331	288	234	522
Girard #1B	1800001B	0	0	0	0	0
Kinderhook	2000001	0	0	0	0	0
Matteson	2200001	0	0	0	0	0
Noble	2400001	0	0	0	0	0
Ovid	2600001	0	0	0	0	0
Quincy #1	2800001	0	0	0	0	0
Quincy #2	2800002	0	0	0	0	0
Sherwood #1A	3000001A	0	0	0	0	0
Sherwood #1B	3000001B	0	0	0	0	0
Union	3200001	0	0	0	0	0
City of Bronson	5200001	0	0	0	0	0
City of Coldwater #1	5401001	0	0	0	0	0
City of Coldwater #2	5402001	0	0	0	0	0
City of Coldwater #3	5403001	0	0	0	0	0
City of Coldwater #4	5404001	0	0	0	0	0
Totals		**331**	**331**	**288**	**234**	**522**

Michigan August 2016 Primary Election										
8/2/2016			Kinderhook Township Supervisor		Kinderhook Township Clerk			Kinderho		
			1 position per party		1 position per party					
Order	Precinct		Wayne Barnes Republican	TOTALS	Cynthia Carpenter Republican	Michael Exelby Republican	TOTALS	Terri Jo Duncan-Smith Republican		
1	Algansee	0200001	0	0	0	0	0	0		
2	Batavia	0400001	0	0	0	0	0	0		
3	Bethel	0600001	0	0	0	0	0	0		
4	Bronson	0800001	0	0	0	0	0	0		
5	Butler #1A	1000001A	0	0	0	0	0	0		
6	Butler #1B	1000001B	0	0	0	0	0	0		
7	California	1200001	0	0	0	0	0	0		
8	Coldwater	1400001	0	0	0	0	0	0		
9	Gilead	1600001	0	0	0	0	0	0		
10	Girard #1A	1800001A	0	0	0	0	0	0		
11	Girard #1B	1800001B	0	0	0	0	0	0		
12	Kinderhook	2000001	224	224	138	126	264	160		
13	Matteson	2200001	0	0	0	0	0	0		
14	Noble	2400001	0	0	0	0	0	0		
15	Ovid	2600001	0	0	0	0	0	0		
16	Quincy #1	2800001	0	0	0	0	0	0		
17	Quincy #2	2800002	0	0	0	0	0	0		
18	Sherwood #1A	3000001A	0	0	0	0	0	0		
19	Sherwood #1B	3000001B	0	0	0	0	0	0		
20	Union	3200001	0	0	0	0	0	0		
21	City of Bronson	5200001	0	0	0	0	0	0		
22	City of Coldwater #1	5401001	0	0	0	0	0	0		
23	City of Coldwater #2	5402001	0	0	0	0	0	0		
24	City of Coldwater #3	5403001	0	0	0	0	0	0		
25	City of Coldwater #4	5404001	0	0	0	0	0	0		
	Totals		**224**	**224**	**138**	**126**	**264**	**160**		

n August 2016 Primary

		Kok Township Treasurer		Kinderhook Township Trustee			
		1 position per party		2 positions per party			
Precinct		Dwayne Weber Republican	TOTALS	Jody Ann Lewis Republican	Gary Stetler Republican	TOTALS	David Johnson Republican
Algansee	0200001	0	0	0	0	0	0
Batavia	0400001	0	0	0	0	0	0
Bethel	0600001	0	0	0	0	0	0
Bronson	0800001	0	0	0	0	0	0
Butler #1A	1000001A	0	0	0	0	0	0
Butler #1B	1000001B	0	0	0	0	0	0
California	1200001	0	0	0	0	0	0
Coldwater	1400001	0	0	0	0	0	0
Gilead	1600001	0	0	0	0	0	0
Girard #1A	1800001A	0	0	0	0	0	0
Girard #1B	1800001B	0	0	0	0	0	0
Kinderhook	2000001	81	241	157	185	342	0
Matteson	2200001	0	0	0	0	0	110
Noble	2400001	0	0	0	0	0	0
Ovid	2600001	0	0	0	0	0	0
Quincy #1	2800001	0	0	0	0	0	0
Quincy #2	2800002	0	0	0	0	0	0
Sherwood #1A	3000001A	0	0	0	0	0	0
Sherwood #1B	3000001B	0	0	0	0	0	0
Union	3200001	0	0	0	0	0	0
City of Bronson	5200001	0	0	0	0	0	0
City of Coldwater #1	5401001	0	0	0	0	0	0
City of Coldwater #2	5402001	0	0	0	0	0	0
City of Coldwater #3	5403001	0	0	0	0	0	0
City of Coldwater #4	5404001	0	0	0	0	0	0
Totals		**81**	**241**	**157**	**185**	**342**	**110**

n August 2016 Primary

		KMatteson Township Supervisor			Matteson Township Clerk		
		1 position per party			1 position per party		
Precinct		TOTALS	Dennis Schumacher Democrat	TOTALS	Karon Jo Fisher-Barr Democrat	TOTALS	Robin Elizabeth Perry-Brabon Republican
Algansee	0200001	0	0	0	0	0	0
Batavia	0400001	0	0	0	0	0	0
Bethel	0600001	0	0	0	0	0	0
Bronson	0800001	0	0	0	0	0	0
Butler #1A	1000001A	0	0	0	0	0	0
Butler #1B	1000001B	0	0	0	0	0	0
California	1200001	0	0	0	0	0	0
Coldwater	1400001	0	0	0	0	0	0
Gilead	1600001	0	0	0	0	0	0
Girard #1A	1800001A	0	0	0	0	0	0
Girard #1B	1800001B	0	0	0	0	0	0
Kinderhook	2000001	0	0	0	0	0	0
Matteson	2200001	110	38	38	38	38	109
Noble	2400001	0	0	0	0	0	0
Ovid	2600001	0	0	0	0	0	0
Quincy #1	2800001	0	0	0	0	0	0
Quincy #2	2800002	0	0	0	0	0	0
Sherwood #1A	3000001A	0	0	0	0	0	0
Sherwood #1B	3000001B	0	0	0	0	0	0
Union	3200001	0	0	0	0	0	0
City of Bronson	5200001	0	0	0	0	0	0
City of Coldwater #1	5401001	0	0	0	0	0	0
City of Coldwater #2	5402001	0	0	0	0	0	0
City of Coldwater #3	5403001	0	0	0	0	0	0
City of Coldwater #4	5404001	0	0	0	0	0	0
Totals		**110**	**38**	**38**	**38**	**38**	**109**

n August 2016 Primary

		KMatteson Township Treasurer			Matteson Township Trustee		
		1 position per party			2 positions per party		
Precinct		TOTALS	Julie Fair-Outlaw Democrat	TOTALS	Kevin Barnes Republican	Jeff Thaxton Republican	TOTALS
Algansee	0200001	0	0	0	0	0	0
Batavia	0400001	0	0	0	0	0	0
Bethel	0600001	0	0	0	0	0	0
Bronson	0800001	0	0	0	0	0	0
Butler #1A	1000001A	0	0	0	0	0	0
Butler #1B	1000001B	0	0	0	0	0	0
California	1200001	0	0	0	0	0	0
Coldwater	1400001	0	0	0	0	0	0
Gilead	1600001	0	0	0	0	0	0
Girard #1A	1800001A	0	0	0	0	0	0
Girard #1B	1800001B	0	0	0	0	0	0
Kinderhook	2000001	0	0	0	0	0	0
Matteson	2200001	109	34	34	99	97	196
Noble	2400001	0	0	0	0	0	0
Ovid	2600001	0	0	0	0	0	0
Quincy #1	2800001	0	0	0	0	0	0
Quincy #2	2800002	0	0	0	0	0	0
Sherwood #1A	3000001A	0	0	0	0	0	0
Sherwood #1B	3000001B	0	0	0	0	0	0
Union	3200001	0	0	0	0	0	0
City of Bronson	5200001	0	0	0	0	0	0
City of Coldwater #1	5401001	0	0	0	0	0	0
City of Coldwater #2	5402001	0	0	0	0	0	0
City of Coldwater #3	5403001	0	0	0	0	0	0
City of Coldwater #4	5404001	0	0	0	0	0	0
Totals		**109**	**34**	**34**	**99**	**97**	**196**

n August 2016 Primary								
	K	Noble Township Supervisor				Noble Township Clerk	
		1 position per party				1 position per party	
Precinct		To Be Determined		To Be Determined		Heidi Metzger	
		Republican	TOTALS	Democrat	TOTALS	Republican	TOTALS
Algansee	0200001	0	0	0	0	0	0
Batavia	0400001	0	0	0	0	0	0
Bethel	0600001	0	0	0	0	0	0
Bronson	0800001	0	0	0	0	0	0
Butler #1A	1000001A	0	0	0	0	0	0
Butler #1B	1000001B	0	0	0	0	0	0
California	1200001	0	0	0	0	0	0
Coldwater	1400001	0	0	0	0	0	0
Gilead	1600001	0	0	0	0	0	0
Girard #1A	1800001A	0	0	0	0	0	0
Girard #1B	1800001B	0	0	0	0	0	0
Kinderhook	2000001	0	0	0	0	0	0
Matteson	2200001	0	0	0	0	0	0
Noble	2400001	0	0	0	0	34	34
Ovid	2600001	0	0	0	0	0	0
Quincy #1	2800001	0	0	0	0	0	0
Quincy #2	2800002	0	0	0	0	0	0
Sherwood #1A	3000001A	0	0	0	0	0	0
Sherwood #1B	3000001B	0	0	0	0	0	0
Union	3200001	0	0	0	0	0	0
City of Bronson	5200001	0	0	0	0	0	0
City of Coldwater #1	5401001	0	0	0	0	0	0
City of Coldwater #2	5402001	0	0	0	0	0	0
City of Coldwater #3	5403001	0	0	0	0	0	0
City of Coldwater #4	5404001	0	0	0	0	0	0
Totals		**0**	**0**	**0**	**0**	**34**	**34**

n August 2016 Primary							
	K	Noble Township Treasurer		Noble Township Trustee			Ovid Townsh
		1 position per party		2 positions per party			1 position
Precinct		Robert Byler		Janet Rifenburgh	Richard E. Wotta		Greg Gemmill
		Republican	TOTALS	Republican	Republican	TOTALS	Republican
Algansee	0200001	0	0	0	0	0	0
Batavia	0400001	0	0	0	0	0	0
Bethel	0600001	0	0	0	0	0	0
Bronson	0800001	0	0	0	0	0	0
Butler #1A	1000001A	0	0	0	0	0	0
Butler #1B	1000001B	0	0	0	0	0	0
California	1200001	0	0	0	0	0	0
Coldwater	1400001	0	0	0	0	0	0
Gilead	1600001	0	0	0	0	0	0
Girard #1A	1800001A	0	0	0	0	0	0
Girard #1B	1800001B	0	0	0	0	0	0
Kinderhook	2000001	0	0	0	0	0	0
Matteson	2200001	0	0	0	0	0	0
Noble	2400001	36	36	28	36	64	0
Ovid	2600001	0	0	0	0	0	309
Quincy #1	2800001	0	0	0	0	0	0
Quincy #2	2800002	0	0	0	0	0	0
Sherwood #1A	3000001A	0	0	0	0	0	0
Sherwood #1B	3000001B	0	0	0	0	0	0
Union	3200001	0	0	0	0	0	0
City of Bronson	5200001	0	0	0	0	0	0
City of Coldwater #1	5401001	0	0	0	0	0	0
City of Coldwater #2	5402001	0	0	0	0	0	0
City of Coldwater #3	5403001	0	0	0	0	0	0
City of Coldwater #4	5404001	0	0	0	0	0	0
Totals		**36**	**36**	**28**	**36**	**64**	**309**

Michigan August 2016 Primary Election				
8/2/2016			County Of Branch	
			Proposal To Levy A Millage To Construct And Operationally Furnish A N	
Order	Precinct		Yes	No
1	Algansee	0200001	77	180
2	Batavia	0400001	59	110
3	Bethel	0600001	53	133
4	Bronson	0800001	43	124
5	Butler #1A	1000001A	51	91
6	Butler #1B	1000001B	0	0
7	California	1200001	23	34
8	Coldwater	1400001	305	340
9	Gilead	1600001	21	50
10	Girard #1A	1800001A	142	225
11	Girard #1B	1800001B	0	0
12	Kinderhook	2000001	98	166
13	Matteson	2200001	51	155
14	Noble	2400001	13	21
15	Ovid	2600001	161	266
16	Quincy #1	2800001	75	107
17	Quincy #2	2800002	110	165
18	Sherwood #1A	3000001A	70	113
19	Sherwood #1B	3000001B	0	0
20	Union	3200001	124	177
21	City of Bronson	5200001	49	106
22	City of Coldwater #1	5401001	82	125
23	City of Coldwater #2	5402001	193	177
24	City of Coldwater #3	5403001	292	299
25	City of Coldwater #4	5404001	135	148
	Totals		**2227**	**3312**

n August 2016 Primary							
		Ki Township Trustee		Quincy Township Supervisor		Quincy Township Clerk	
		2 positions per party		1 position per party		1 position per party	
Precinct		Ronald E. Sampsel		Ray Conley		Gene E. Brand	
		Republican	TOTALS	Republican	TOTALS	Republican	TOTALS
Algansee	0200001	0	0	0	0	0	0
Batavia	0400001	0	0	0	0	0	0
Bethel	0600001	0	0	0	0	0	0
Bronson	0800001	0	0	0	0	0	0
Butler #1A	1000001A	0	0	0	0	0	0
Butler #1B	1000001B	0	0	0	0	0	0
California	1200001	0	0	0	0	0	0
Coldwater	1400001	0	0	0	0	0	0
Gilead	1600001	0	0	0	0	0	0
Girard #1A	1800001A	0	0	0	0	0	0
Girard #1B	1800001B	0	0	0	0	0	0
Kinderhook	2000001	0	0	0	0	0	0
Matteson	2200001	0	0	0	0	0	0
Noble	2400001	0	0	0	0	0	0
Ovid	2600001	237	534	0	0	0	0
Quincy #1	2800001	0	0	135	135	138	138
Quincy #2	2800002	0	0	202	202	208	208
Sherwood #1A	3000001A	0	0	0	0	0	0
Sherwood #1B	3000001B	0	0	0	0	0	0
Union	3200001	0	0	0	0	0	0
City of Bronson	5200001	0	0	0	0	0	0
City of Coldwater #1	5401001	0	0	0	0	0	0
City of Coldwater #2	5402001	0	0	0	0	0	0
City of Coldwater #3	5403001	0	0	0	0	0	0
City of Coldwater #4	5404001	0	0	0	0	0	0
Totals		**237**	**534**	**337**	**337**	**346**	**346**

n August 2016 Primary								
	K	Quincy Township Treasurer		Quincy Township Trustee			Sherwood Towr	
		1 position per party		2 positions per party			1 position	
Precinct		Constance I. Karney		Alan L. McClellan	James Strock, Sr.		James Smith	
		Republican	TOTALS	Republican	Republican	TOTALS	Republican	
Algansee	0200001	0	0	0	0	0	0	
Batavia	0400001	0	0	0	0	0	0	
Bethel	0600001	0	0	0	0	0	0	
Bronson	0800001	0	0	0	0	0	0	
Butler #1A	1000001A	0	0	0	0	0	0	
Butler #1B	1000001B	0	0	0	0	0	0	
California	1200001	0	0	0	0	0	0	
Coldwater	1400001	0	0	0	0	0	0	
Gilead	1600001	0	0	0	0	0	0	
Girard #1A	1800001A	0	0	0	0	0	0	
Girard #1B	1800001B	0	0	0	0	0	0	
Kinderhook	2000001	0	0	0	0	0	0	
Matteson	2200001	0	0	0	0	0	0	
Noble	2400001	0	0	0	0	0	0	
Ovid	2600001	0	0	0	0	0	0	
Quincy #1	2800001	136	136	133	83	216	0	
Quincy #2	2800002	207	207	195	145	340	0	
Sherwood #1A	3000001A	0	0	0	0	0	141	
Sherwood #1B	3000001B	0	0	0	0	0	0	
Union	3200001	0	0	0	0	0	0	
City of Bronson	5200001	0	0	0	0	0	0	
City of Coldwater #1	5401001	0	0	0	0	0	0	
City of Coldwater #2	5402001	0	0	0	0	0	0	
City of Coldwater #3	5403001	0	0	0	0	0	0	
City of Coldwater #4	5404001	0	0	0	0	0	0	
Totals		**343**	**343**	**328**	**228**	**556**	**141**	

n August 2016 Primary							
		Kship Supervisor	Sherwood Township Clerk		Sherwood Township Treasurer		
		per party	1 position per party		1 position per party		
Precinct			Denise M.		Dale Marie		To Be
			Smith		Brubaker		Determined
		TOTALS	Republican	TOTALS	Republican	TOTALS	Republican
Algansee	0200001	0	0	0	0	0	0
Batavia	0400001	0	0	0	0	0	0
Bethel	0600001	0	0	0	0	0	0
Bronson	0800001	0	0	0	0	0	0
Butler #1A	1000001A	0	0	0	0	0	0
Butler #1B	1000001B	0	0	0	0	0	0
California	1200001	0	0	0	0	0	0
Coldwater	1400001	0	0	0	0	0	0
Gilead	1600001	0	0	0	0	0	0
Girard #1A	1800001A	0	0	0	0	0	0
Girard #1B	1800001B	0	0	0	0	0	0
Kinderhook	2000001	0	0	0	0	0	0
Matteson	2200001	0	0	0	0	0	0
Noble	2400001	0	0	0	0	0	0
Ovid	2600001	0	0	0	0	0	0
Quincy #1	2800001	0	0	0	0	0	0
Quincy #2	2800002	0	0	0	0	0	0
Sherwood #1A	3000001A	141	148	148	145	145	0
Sherwood #1B	3000001B	0	0	0	0	0	0
Union	3200001	0	0	0	0	0	0
City of Bronson	5200001	0	0	0	0	0	0
City of Coldwater #1	5401001	0	0	0	0	0	0
City of Coldwater #2	5402001	0	0	0	0	0	0
City of Coldwater #3	5403001	0	0	0	0	0	0
City of Coldwater #4	5404001	0	0	0	0	0	0
Totals		**141**	**148**	**148**	**145**	**145**	**0**

n August 2016 Primary							
	Ki	Sherwood Township Trustee					Union Townsl
		2 positions per party					1 position
Precinct		To Be Determined Republican	TOTALS	To Be Determined Democrat	Marjorie Whitcomb Democrat	TOTALS	Ralph J. Strong Republican
Algansee	0200001	0	0	0	0	0	0
Batavia	0400001	0	0	0	0	0	0
Bethel	0600001	0	0	0	0	0	0
Bronson	0800001	0	0	0	0	0	0
Butler #1A	1000001A	0	0	0	0	0	0
Butler #1B	1000001B	0	0	0	0	0	0
California	1200001	0	0	0	0	0	0
Coldwater	1400001	0	0	0	0	0	0
Gilead	1600001	0	0	0	0	0	0
Girard #1A	1800001A	0	0	0	0	0	0
Girard #1B	1800001B	0	0	0	0	0	0
Kinderhook	2000001	0	0	0	0	0	0
Matteson	2200001	0	0	0	0	0	0
Noble	2400001	0	0	0	0	0	0
Ovid	2600001	0	0	0	0	0	0
Quincy #1	2800001	0	0	0	0	0	0
Quincy #2	2800002	0	0	0	0	0	0
Sherwood #1A	3000001A	0	0	0	11	11	0
Sherwood #1B	3000001B	0	0	0	0	0	0
Union	3200001	0	0	0	0	0	213
City of Bronson	5200001	0	0	0	0	0	0
City of Coldwater #1	5401001	0	0	0	0	0	0
City of Coldwater #2	5402001	0	0	0	0	0	0
City of Coldwater #3	5403001	0	0	0	0	0	0
City of Coldwater #4	5404001	0	0	0	0	0	0
Totals		**0**	**0**	**0**	**11**	**11**	**213**

n August 2016 Primary							
		Kiip Supervisor	Union Township Clerk		Union Township Treasurer		
		per party	1 position per party		1 position per party		
Precinct			Sharon		Sue		Clint
			Boley		Adolph		Burdick
		TOTALS	Republican	TOTALS	Republican	TOTALS	Republican
Algansee	0200001	0	0	0	0	0	0
Batavia	0400001	0	0	0	0	0	0
Bethel	0600001	0	0	0	0	0	0
Bronson	0800001	0	0	0	0	0	0
Butler #1A	1000001A	0	0	0	0	0	0
Butler #1B	1000001B	0	0	0	0	0	0
California	1200001	0	0	0	0	0	0
Coldwater	1400001	0	0	0	0	0	0
Gilead	1600001	0	0	0	0	0	0
Girard #1A	1800001A	0	0	0	0	0	0
Girard #1B	1800001B	0	0	0	0	0	0
Kinderhook	2000001	0	0	0	0	0	0
Matteson	2200001	0	0	0	0	0	0
Noble	2400001	0	0	0	0	0	0
Ovid	2600001	0	0	0	0	0	0
Quincy #1	2800001	0	0	0	0	0	0
Quincy #2	2800002	0	0	0	0	0	0
Sherwood #1A	3000001A	0	0	0	0	0	0
Sherwood #1B	3000001B	0	0	0	0	0	0
Union	3200001	213	223	223	229	229	159
City of Bronson	5200001	0	0	0	0	0	0
City of Coldwater #1	5401001	0	0	0	0	0	0
City of Coldwater #2	5402001	0	0	0	0	0	0
City of Coldwater #3	5403001	0	0	0	0	0	0
City of Coldwater #4	5404001	0	0	0	0	0	0
Totals		**213**	**223**	**223**	**229**	**229**	**159**

n August 2016 Primary

K Union Township Trustee

2 positions per party

Precinct		Larry Timm Republican	Bryan Washburn Republican	TOTALS
Algansee	0200001	0	0	0
Batavia	0400001	0	0	0
Bethel	0600001	0	0	0
Bronson	0800001	0	0	0
Butler #1A	1000001A	0	0	0
Butler #1B	1000001B	0	0	0
California	1200001	0	0	0
Coldwater	1400001	0	0	0
Gilead	1600001	0	0	0
Girard #1A	1800001A	0	0	0
Girard #1B	1800001B	0	0	0
Kinderhook	2000001	0	0	0
Matteson	2200001	0	0	0
Noble	2400001	0	0	0
Ovid	2600001	0	0	0
Quincy #1	2800001	0	0	0
Quincy #2	2800002	0	0	0
Sherwood #1A	3000001A	0	0	0
Sherwood #1B	3000001B	0	0	0
Union	3200001	99	149	407
City of Bronson	5200001	0	0	0
City of Coldwater #1	5401001	0	0	0
City of Coldwater #2	5402001	0	0	0
City of Coldwater #3	5403001	0	0	0
City of Coldwater #4	5404001	0	0	0
Totals		**99**	**149**	**407**

Michigan August 2016 Primary Election				
8/2/2016			County Of Branch	
			Proposal To Levy A Millage To Construct And Operationally Furnish A N	
Order	Precinct		Yes	No
1	Algansee	0200001	77	180
2	Batavia	0400001	59	110
3	Bethel	0600001	53	133
4	Bronson	0800001	43	124
5	Butler #1A	1000001A	51	91
6	Butler #1B	1000001B	0	0
7	California	1200001	23	34
8	Coldwater	1400001	305	340
9	Gilead	1600001	21	50
10	Girard #1A	1800001A	142	225
11	Girard #1B	1800001B	0	0
12	Kinderhook	2000001	98	166
13	Matteson	2200001	51	155
14	Noble	2400001	13	21
15	Ovid	2600001	161	266
16	Quincy #1	2800001	75	107
17	Quincy #2	2800002	110	165
18	Sherwood #1A	3000001A	70	113
19	Sherwood #1B	3000001B	0	0
20	Union	3200001	124	177
21	City of Bronson	5200001	49	106
22	City of Coldwater #1	5401001	82	125
23	City of Coldwater #2	5402001	193	177
24	City of Coldwater #3	5403001	292	299
25	City of Coldwater #4	5404001	135	148
	Totals		**2227**	**3312**

n August 2016 Primary

		ew Jail In The County Of Branch	Bethel Township		
			Renewal Millage Proposal, Fire Protection And Equipment Millage		
Precinct		TOTALS	Yes	No	TOTALS
Algansee	0200001	257	0	0	0
Batavia	0400001	169	0	0	0
Bethel	0600001	186	124	63	187
Bronson	0800001	167	0	0	0
Butler #1A	1000001A	142	0	0	0
Butler #1B	1000001B	0	0	0	0
California	1200001	57	0	0	0
Coldwater	1400001	645	0	0	0
Gilead	1600001	71	0	0	0
Girard #1A	1800001A	367	0	0	0
Girard #1B	1800001B	0	0	0	0
Kinderhook	2000001	264	0	0	0
Matteson	2200001	206	0	0	0
Noble	2400001	34	0	0	0
Ovid	2600001	427	0	0	0
Quincy #1	2800001	182	0	0	0
Quincy #2	2800002	275	0	0	0
Sherwood #1A	3000001A	183	0	0	0
Sherwood #1B	3000001B	0	0	0	0
Union	3200001	301	0	0	0
City of Bronson	5200001	155	0	0	0
City of Coldwater #1	5401001	207	0	0	0
City of Coldwater #2	5402001	370	0	0	0
City of Coldwater #3	5403001	591	0	0	0
City of Coldwater #4	5404001	283	0	0	0
Totals		**5539**	**124**	**63**	**187**

n August 2016 Primary

Precinct		Tekonsha Community Schools Operating Millage Renewal Proposal			Matteson Township Millage Proposal, Fire Protection And Equipment Millage		
		Yes	No	TOTALS	Yes	No	TOTALS
Algansee	0200001	0	0	0	0	0	0
Batavia	0400001	0	0	0	0	0	0
Bethel	0600001	0	0	0	0	0	0
Bronson	0800001	0	0	0	0	0	0
Butler #1A	1000001A	0	0	0	0	0	0
Butler #1B	1000001B	3	4	7	0	0	0
California	1200001	0	0	0	0	0	0
Coldwater	1400001	0	0	0	0	0	0
Gilead	1600001	0	0	0	0	0	0
Girard #1A	1800001A	0	0	0	0	0	0
Girard #1B	1800001B	41	14	55	0	0	0
Kinderhook	2000001	0	0	0	0	0	0
Matteson	2200001	0	0	0	119	87	206
Noble	2400001	0	0	0	0	0	0
Ovid	2600001	0	0	0	0	0	0
Quincy #1	2800001	0	0	0	0	0	0
Quincy #2	2800002	0	0	0	0	0	0
Sherwood #1A	3000001A	0	0	0	0	0	0
Sherwood #1B	3000001B	0	0	0	0	0	0
Union	3200001	0	0	0	0	0	0
City of Bronson	5200001	0	0	0	0	0	0
City of Coldwater #1	5401001	0	0	0	0	0	0
City of Coldwater #2	5402001	0	0	0	0	0	0
City of Coldwater #3	5403001	0	0	0	0	0	0
City of Coldwater #4	5404001	0	0	0	0	0	0
Totals		**44**	**18**	**62**	**119**	**87**	**206**

n August 2016 Primary

		Athens Area Schools			Athens Area Schools	
		#1 Operating Millage Renewal Proposal			#2 Millage Proposal, Builing And Site Sinki	
Precinct		Yes	No	TOTALS	Yes	No
Algansee	0200001	0	0	0	0	0
Batavia	0400001	0	0	0	0	0
Bethel	0600001	0	0	0	0	0
Bronson	0800001	0	0	0	0	0
Butler #1A	1000001A	0	0	0	0	0
Butler #1B	1000001B	0	0	0	0	0
California	1200001	0	0	0	0	0
Coldwater	1400001	0	0	0	0	0
Gilead	1600001	0	0	0	0	0
Girard #1A	1800001A	0	0	0	0	0
Girard #1B	1800001B	0	0	0	0	0
Kinderhook	2000001	0	0	0	0	0
Matteson	2200001	0	0	0	0	0
Noble	2400001	0	0	0	0	0
Ovid	2600001	0	0	0	0	0
Quincy #1	2800001	0	0	0	0	0
Quincy #2	2800002	0	0	0	0	0
Sherwood #1A	3000001A	0	0	0	0	0
Sherwood #1B	3000001B	13	5	18	10	8
Union	3200001	0	0	0	0	0
City of Bronson	5200001	0	0	0	0	0
City of Coldwater #1	5401001	0	0	0	0	0
City of Coldwater #2	5402001	0	0	0	0	0
City of Coldwater #3	5403001	0	0	0	0	0
City of Coldwater #4	5404001	0	0	0	0	0
Totals		**13**	**5**	**18**	**10**	**8**

n August 2016 Primary

		ng Fund Tax Levy	Union Township		
			Millage Proposal Maintenance & Operating The Cemetery & Fire Protection		
Precinct		TOTALS	Yes	No	TOTALS
Algansee	0200001	0	0	0	0
Batavia	0400001	0	0	0	0
Bethel	0600001	0	0	0	0
Bronson	0800001	0	0	0	0
Butler #1A	1000001A	0	0	0	0
Butler #1B	1000001B	0	0	0	0
California	1200001	0	0	0	0
Coldwater	1400001	0	0	0	0
Gilead	1600001	0	0	0	0
Girard #1A	1800001A	0	0	0	0
Girard #1B	1800001B	0	0	0	0
Kinderhook	2000001	0	0	0	0
Matteson	2200001	0	0	0	0
Noble	2400001	0	0	0	0
Ovid	2600001	0	0	0	0
Quincy #1	2800001	0	0	0	0
Quincy #2	2800002	0	0	0	0
Sherwood #1A	3000001A	0	0	0	0
Sherwood #1B	3000001B	18	0	0	0
Union	3200001	0	237	64	301
City of Bronson	5200001	0	0	0	0
City of Coldwater #1	5401001	0	0	0	0
City of Coldwater #2	5402001	0	0	0	0
City of Coldwater #3	5403001	0	0	0	0
City of Coldwater #4	5404001	0	0	0	0
Totals		**18**	**237**	**64**	**301**

CANVASS OF VOTES CAST

FOR THE

TEKONSHA COMMUNITY SCHOOLS

BUTLER AND GIRARD TOWNSHIP

FOR THE ELECTION HELD ON

August 2, 2016

AND CANVASSED BY THE BOARD OF COUNTY CANVASSERS OF

BRANCH COUNTY, MICHIGAN

STATEMENT OF VOTES

OPERATING MILLAGE RENEWAL PROPOSAL

This proposal will allow the school district to continue to levy the statutory rate of not to exceed 18 mills on all property, except principal residence and other property exempted by law, required for the school district to receive its revenue per pupil foundation allowance and renews millage that will expire with the 2016 tax levy.

Shall the currently authorized millage rate limitation of 18 mills ($18.00 on each $1,000 of taxable valuation) on the amount of taxes which may be assessed against all property, except principal residence and other property exempted by law, in Tekonsha Community Schools, Calhoun and Branch Counties, Michigan, be renewed for a period of 5 years, 2017 to 2021, inclusive, to provide funds for operating purposes; the estimate of the revenue the school district will collect if the millage is approved and levied in 2017 is approximately $296,880 (this is a renewal of millage that will expire with the 2016 tax levy)?

		Butler Twp.	Girard Twp.
Yes votes	Forty four	3	41
No Votes	Eighteen	4	14
Total	Sixty two	7	55

CERTIFICATE OF DETERMINATION

STATE OF MICHIGAN)
) ss.
COUNTY OF BRANCH)

The Board of Canvassers of the County of Branch, having Ascertained and Canvassed the Votes of said **Tekonsha Community Schools** at the Election, held on the 2nd day of August, in the year two thousand sixteen.

Does Hereby Certify and Determine

That the foregoing is a correct statement of the votes given in the County of Branch for the offices/proposals named in such statement and for the person designated therein.

CERTIFICATION

IN WITNESS WHEREOF, We have hereunto set our hands and affixed the Seal of the Circuit Court of the County of Branch this 4th day of August, 2016..

Chairman-Board of Canvassers

Sharon Carpenter

Traci Courtwright

Chairman-Board of Canvassers

ATTEST:

Clerk-Board of Canvassers

CANVASS OF VOTES CAST

FOR THE

ATHENS AREA SCHOOLS

SHERWOOD TOWNSHIP

FOR THE ELECTION HELD ON

August 2, 2016

AND CANVASSED BY THE BOARD OF COUNTY CANVASSERS OF

BRANCH COUNTY, MICHIGAN

STATEMENT OF VOTES

I. OPERATING MILLAGE RENEWAL PROPOSAL

This proposal will allow the school district to continue to levy the statutory rate of not to exceed 18 mills on all property, except principal residence and other property exempted by law, required for the school district to receive its revenue per pupil foundation allowance and renews millage that will expire with the 2016 tax levy.

Shall the currently authorized millage rate limitation of 18 mills ($18.00 on each $1,000 of taxable valuation) on the amount of taxes which may be assessed against all property, except principal residence and other property exempted by law, in Athens Area Schools, Calhoun, Branch, Kalamazoo and St. Joseph Counties, Michigan, be renewed for a period of 5 years, 2017 to 2021, inclusive, to provide funds for operating purposes; the estimate of the revenue the school district will collect if the millage is approved and levied in 2017 is approximately $803,873 (this is a renewal of millage that will expire with the 2016 tax levy)?

II. MILLAGE PROPOSAL, BUILDING AND SITE SINKING FUND TAX LEVY

Shall the limitation on the amount of taxes which may be assessed against all property in Athens Area Schools, Calhoun, Branch, Kalamazoo and St. Joseph Counties, Michigan, be increased by and the board of education be authorized to levy not to exceed 3.50 mills ($3.50 on each $1,000 of taxable valuation) for a period of 5 years, 2016 to 2020, inclusive, to create a sinking fund for the construction or repair of school buildings and all other purposes authorized by law; the estimate of the revenue the school district will collect if the millage is approved and levied in 2016 is approximately $571,634?

Sherwood Twp. Proposal 1

YES votes	Thirteen			1	3
NO votes	Five				5
TOTAL	Eighteen			1	8

Sherwood Twp. Proposal 2

YES votes	Ten			1	0
NO votes	Eight				8
TOTAL	Eighteen			1	8

CERTIFICATE OF DETERMINATION

STATE OF MICHIGAN)
) ss.
COUNTY OF BRANCH)

The Board of Canvassers of the County of Branch, having Ascertained and Canvassed the Votes of said **Athens Area Schools** at the Election, held on the 2nd day of August, in the year two thousand sixteen..

Does Hereby Certify and Determine

That the foregoing is a correct statement of the votes given in the County of Branch for the offices/proposals named in such statement and for the person designated therein.

CERTIFICATION

IN WITNESS WHEREOF, We have hereunto set our hands and affixed the Seal of the Circuit Court of the County of Branch this 4th day of August, 2016.

Chairman

ATTEST:

Clerk - Board of Canvassers

Chairman - Board of Canvassers

That the following proposition was passed or defeated as indicated

APPENDIX A

[LANGUAGE FOR BALLOT]

PROPOSAL TO LEVY A MILLAGE
TO CONSTRUCT AND OPERATIONALLY FURNISH
A NEW JAIL IN THE COUNTY OF BRANCH

For the purpose of constructing and operationally furnishing a new jail for Branch County, shall the constitutional limitation upon the total amount of taxes which may be assessed in one (1) year upon all property within the County of Branch, Michigan, be increased by up to 1.5 mills ($1.50 per $1,000 of taxable value), for a period of twenty (20) years (2016-2035) inclusive?

If approved and levied in full, this millage will raise an estimated $2,112,598.30 in the first calendar year of the levy based on taxable value.

YES [ ]

NO [ ]

Yes Votes **Two thousand two hundred twenty seven**	2	2	2	7
No Votes **Three thousand three hundred twelve**	3	3	1	2
Total **Five thousand five hundred thirty nine**	5	5	3	9

Having sufficient votes was Passed or Defeated as indicated Defeated

And further certifies and determines, that the foregoing is a correct statement of the votes given in the County of Branch for the offices named in such statement and for the person designated therein, and other matters submitted at the Primary Election held August2, 2016.

CERTIFICATION

IN WITNESS WHEREOF, We have hereunto set our hands and affixed the Seal of the Circuit Court of the County of Branch this 4th day of August, 2016.

Chairman

Patricia A Ampsel

Grace Counterman

Sharon Carpenter

ATTEST:

Clerk - Board of Canvassers

Chairman - Board of Canvassers

CERTIFICATE OF DETERMINATION

STATE OF MICHIGAN)
) ss.
COUNTY OF BRANCH)

The Board of Canvassers of the County of Branch having Ascertained and Canvassed the Votes of the various Cities and Townships at the Primary Election, held on Tuesday, the 2nd day of August, two thousand sixteen.

Does Hereby Certify and Determine

That Ralph Wendell Kimble II having received a sufficient number of votes is nominated By the Republican Party as a candidate for **Prosecuting Attorney**.

That C. John Pollack having received a sufficient number of votes is nominated by the Republican Party as a candidate for **Sheriff.**

That Terry Ann Kubasiak having received a sufficient number of votes is nominated by the Republican Party as a candidate for **County Clerk.**

That Ann Vrablic having received a sufficient number of votes is nominated by the Republican Party as a candidate for **Treasurer.**

That Nancy Hutchins having received a sufficient number of votes is nominated by the Republican Party as a candidate for **Register of Deeds.**

That Michael W. Hard having received a sufficient number of votes is nominated by the Republican Party as a candidate for **Drain Commissioner.**

That NONE having received a sufficient number of votes is nominated by the Republican Party as a candidate for **Surveyor.**

That Terri A. Norris having received a sufficient number of votes is nominated by the Republican Party as a candidate for **County Commissioner – District # 1.**

That Leonard Kolcz having received a sufficient number of votes is nominated by the Republican Party as a candidate for **County Commissioner – District # 2.**

That Don Vrablic having received a sufficient number of votes is nominated by the Republican Party as a candidate for **County Commissioner - District # 3.**

That Ted Gordon having received a sufficient number of votes is nominated by the Republican Party as a candidate for **County Commissioner – District # 4..**

That Randall Hazelbaker having received a sufficient number of votes is nominated by the Republican Party as a candidate for **County Commissioner – District # 5.**

CERTIFICATE OF DETERMINATION

STATE OF MICHIGAN)
) ss.
COUNTY OF BRANCH)

The Board of Canvassers of the COUNTY OF BRANCH having ascertained and Canvassed the Votes of the various Cities and Townships at the PRIMARY **ELECTION**, held on Tuesday, the 2nd day of August, two thousand sixteen.,

Do hereby certify and determine, that the foregoing is a correct statement of the votes given in the County of Branch for the offices named in such statement and for the person designated therein, and other matters submitted, at the Primary Election held on August 2, 2016.

CERTIFICATION

IN WITNESS WHEREOF, We have hereunto set our hands and affixed the Seal of the Circuit Court of the County of Branch this 4th day of August, 2016

Chairman

Sharon Carpenter

Patricia Sampsel

Mac L Counterman

ATTEST:

Clerk-Board of Canvassers

Chairman - Board of Canvassers

Official Results

CERTIFICATE OF DETERMINATION
AND/OR
OFFICIAL CANVASS

STATE OF MICHIGAN }
} SS
COUNTY OF CALHOUN }

The Board of Canvassers of the County of Calhoun, having Ascertained and Canvassed the Votes of the County of Calhoun, for the said Primary Election, held on TUESDAY, the 2nd day of AUGUST, 2016.

DO HEREBY CERTIFY AND DETERMINE THAT THE FOLLOWING VOTES WERE CAST:

That, Justin Amash, received 7,543 (Seven thousand five hundred forty-three) votes by the Republican Party for the office of U.S. Representative in Congress 3rd District.
That, Douglas Smith, received 3,950 (Three thousand nine hundred fifty) votes by the Democratic Party for the office of U.S. Representative in Congress 3rd District.

That, John Bizon, having received the largest number of votes 4,269 (Four thousand two hundred sixty-nine) is hereby nominated candidate by the Republican Party for the office of Representative in State Legislature 62nd District.
That, Jim Haadsma, having received the largest number of votes 2,939 (Two thousand nine hundred thirty-nine) is hereby nominated candidate by the Democratic Party for the office of Representative in State Legislature 62nd District.

That, David C. Maturen, received 3,362 (Three thousand three hundred sixty-two) votes by the Republican Party for the office of Representative in State Legislature 63rd District.
That, Lynn Shiflea, received 1,059 (One thousand fifty-nine) votes by the Democratic Party for the office of Representative in State Legislature 63rd District.

That, Tina Yost, having the largest number of votes 4,128 (Four thousand one hundred twenty-eight) is hereby nominated candidate for the non-partisan office of 37th Circuit Judge of the Circuit Court Non-Incumbent 6 Year Term position.
That, John M. Sims, having the largest number of votes 3,459 (Three thousand four hundred fifty-nine) is hereby nominated candidate for the non-partisan office of 37th Circuit Judge of the Circuit Court Non-Incumbent 6 Year Term position.

IN WITNESS WHEREOF, We have hereunto set our hands and affixed the Seal of the County of Calhoun, this 10th day of August, 2016.

Teri S. Lowe
Clerk of the County Board of Canvassers

SEAL

Michigan August 2, 2016 Primary Election

Official Results

Precinct		# of Reg. Voters	Poll Book Totals	% Voters (Per Precinct)	Representative in Congress 3rd District 1 position per party — Justin Amash Republican	TOTALS	Douglas Smith Democrat	TOTALS	Representative in State Legislature 62nd District 1 position per party — John Bizon Republican	TOTALS	Jim Haadsma Democrat	TOTALS
CITY OF ALBION												
Precinct #1	5200001	958	95	9.92%	14	14	68	68	14	14	66	66
Precinct #2	5200002	827	84	10.16%	8	8	62	62	9	9	59	59
Precinct #3	5200003	1043	192	18.41%	58	58	96	96	60	60	95	95
Precinct #4	5200004	631	101	16.01%	29	29	61	61	29	29	60	60
Precinct #5	5200005	1052	194	18.44%	49	49	109	109	50	50	111	111
Precinct #6	5200006	457	126	27.57%	36	36	61	61	36	36	60	60
TOTAL CITY OF ALBION		4968	792	15.94%	194	194	457	457	198	198	451	451
CITY OF BATTLE CREEK												
Precinct #1		--	37		15	15	19	19	13	13	19	19
AVCB Precinct #1		--	15		6	6	3	3	6	6	4	4
Total Precinct #1	5400001	1737	52	2.99%	21	21	22	22	19	19	23	23
Precinct #2		--	70		38	38	21	21	38	38	20	20
AVCB Precinct #2		--	54		25	25	17	17	25	25	17	17
Total Precinct #2	5400002	1376	124	9.01%	63	63	38	38	63	63	37	37
Precinct #3		--	176		106	106	52	52	109	109	53	53
AVCB Precinct #3		--	111		56	56	23	23	67	67	23	23
Total Precinct #3	5400003	1671	287	17.18%	162	162	75	75	176	176	76	76
Precinct #4		--	49		19	19	28	28	19	19	28	28
AVCB Precinct #4		--	32		9	9	14	14	10	10	14	14
Total Precinct #4	5400004	1413	81	5.73%	28	28	42	42	29	29	42	42
Precinct #5		--	138		86	86	29	29	91	91	32	32
AVCB Precinct #5		--	120		71	71	34	34	72	72	34	34
Total Precinct #5	5400005	1638	258	15.75%	157	157	63	63	163	163	66	66
Precinct #6		--	237		129	129	88	88	135	135	88	88
AVCB Precinct #6		--	162		81	81	51	51	85	85	53	53
Total Precinct #6	5400006	2158	399	18.49%	210	210	139	139	220	220	141	141
Precinct #7		--	29		10	10	16	16	10	10	16	16
AVCB Precinct #7		--	11		3	3	6	6	3	3	7	7
Total Precinct #7	5400007	1583	40	2.53%	13	13	22	22	13	13	23	23
Precinct #8		--	240		113	113	90	90	121	121	107	107
AVCB Precinct #8		--	177		95	95	52	52	101	101	53	53
Total Precinct #8	5400008	2234	417	18.67%	208	208	142	142	222	222	160	160
Precinct #9		--	58		20	20	30	30	21	21	31	31
AVCB Precinct #9		--	43		23	23	15	15	22	22	15	15
Total Precinct #9	5400009	963	101	10.49%	43	43	45	45	43	43	46	46
Precinct #10		--	94		34	34	57	57	35	35	58	58
AVCB Precinct #10		--	95		35	35	35	35	36	36	37	37
Total Precinct #10	5400010	2586	189	7.31%	69	69	92	92	71	71	95	95
Precinct #11		--	29		13	13	14	14	13	13	15	15
AVCB Precinct #11		--	14		5	5	9	9	5	5	9	9
Total Precinct #11	5400011	1338	43	3.21%	18	18	23	23	18	18	24	24
Precinct #12		--	48		5	5	41	41	5	5	42	42
AVCB Precinct #12		--	40		9	9	19	19	11	11	18	18
Total Precinct #12	5400012	1808	88	4.87%	14	14	60	60	16	16	60	60

Michigan August 2, 2016 Primary Election

Official Results

Precinct		# of Reg. Voters	Poll Book Totals	% Voters (Per Precinct)	Representative in Congress 3rd District 1 position per party — Justin Amash Republican	TOTALS	Douglas Smith Democrat	TOTALS	Representative in State Legislature 62nd District 1 position per party — John Bizon Republican	TOTALS	Jim Haadsma Democrat	TOTALS
Precinct #13		--	44		14	14	20	20	18	18	19	19
AVCB Precinct #13		--	16		7	7	7	7	7	7	8	8
Total Precinct #13	5400013	1786	60	3.36%	21	21	27	27	25	25	27	27
Precinct #14		--	69		28	28	37	37	28	28	37	37
AVCB Precinct #14		--	80		40	40	23	23	39	39	24	24
Total Precinct #14	5400014	1361	149	10.95%	68	68	60	60	67	67	61	61
Precinct #15		--	149		60	60	63	63	65	65	66	66
AVCB Precinct #15		--	86		41	41	22	22	48	48	25	25
Total Precinct #15	5400015A	1428	235	16.46%	101	101	85	85	113	113	91	91
Precinct #16		--	90		34	34	41	41	37	37	46	46
AVCB Precinct #16		--	71		26	26	26	26	28	28	26	26
Total Precinct #16	5400016	1410	161	11.42%	60	60	67	67	65	65	72	72
Precinct #17		--	76		24	24	41	41	24	24	43	43
AVCB Precinct #17		--	25		4	4	15	15	5	5	15	15
Total Precinct #17	5400017	1548	101	6.52%	28	28	56	56	29	29	58	58
Precinct #18		--	74		20	20	39	39	19	19	39	39
AVCB Precinct #18		--	16		6	6	6	6	7	7	6	6
Total Precinct #18	5400018	2009	90	4.48%	26	26	45	45	26	26	45	45
Precinct #19		--	58		11	11	41	41	10	10	44	44
AVCB Precinct #19		--	18		5	5	7	7	6	6	8	8
Total Precinct #19	5400019	1214	76	6.26%	16	16	48	48	16	16	52	52
Precinct #20		--	120		80	80	23	23	80	80	25	25
AVCB Precinct #20		--	115		78	78	19	19	75	75	21	21
Total Precinct #20	5400020	1612	235	14.58%	158	158	42	42	155	155	46	46
Precinct #21		--	71		11	11	45	45	14	14	49	49
AVCB Precinct #21		--	52		10	10	32	32	10	10	32	32
Total Precinct #21	5400021	2220	123	5.54%	21	21	77	77	24	24	81	81
Precinct #22		--	63		30	30	30	30	30	30	28	28
AVCB Precinct #22		--	64		34	34	17	17	35	35	17	17
Total Precinct #22	5400022	1589	127	7.99%	64	64	47	47	65	65	45	45
Precinct #23		--	99		52	52	31	31	55	55	34	34
AVCB Precinct #23		--	78		39	39	21	21	40	40	25	25
Total Precinct #23	5400023	1725	177	10.26%	91	91	52	52	95	95	59	59
TOTAL CITY OF BATTLE CREEK		38407	3613	9.41%	1660	1660	1369	1369	1733	1733	1430	1430
CITY OF MARSHALL												
Precinct #1	5600001	2780	324	11.65%	181	181	87	87	0	0	0	0
Precinct #2	5600002	2768	494	17.85%	285	285	128	128	0	0	0	0
TOTAL CITY OF MARSHALL		5548	818	14.74%	466	466	215	215	0	0	0	0
CITY OF SPRINGFIELD												
Precinct #1	5800001	1661	163	9.81%	85	85	59	59	88	88	57	57
Precinct #2	5800002	1459	103	7.06%	44	44	47	47	44	44	46	46
TOTAL CITY OF SPRINGFIELD		3120	266	8.53%	129	129	106	106	132	132	103	103
ALBION TOWNSHIP												
Precinct #1	0200001	858	176	20.51%	113	113	31	31	116	116	28	28
TOTAL ALBION TOWNSHIP		858	176	20.51%	113	113	31	31	116	116	28	28

Michigan August 2, 2016 Primary Election

Official Results

					Representative in Congress 3rd District				Representative in State Legislature 62nd District			
					1 position per party				1 position per party			
Precinct		# of Reg. Voters	Poll Book Totals	% Voters (Per Precinct)	Justin Amash Republican	TOTALS	Douglas Smith Democrat	TOTALS	John Bizon Republican	TOTALS	Jim Haadsma Democrat	TOTALS
ATHENS TOWNSHIP												
Precinct #1	0400001	1815	272	14.99%	167	167	58	58	0	0	0	0
TOTAL ATHENS TOWNSHIP		1815	272	14.99%	167	167	58	58	0	0	0	0
BEDFORD CHARTER TOWNSHIP												
Precinct #1	0800001A	2577	388	15.06%	211	211	125	125	210	210	123	123
Precinct #2	0800002	1532	282	18.41%	147	147	87	87	144	144	89	89
Precinct #3	0800003	1576	201	12.75%	87	87	83	83	88	88	82	82
Precinct #4	0800004A	1991	295	14.82%	98	98	147	147	102	102	150	150
TOTAL BEDFORD CHARTER TOWNSHIP		7676	1166	15.19%	543	543	442	442	544	544	444	444
BURLINGTON TOWNSHIP												
Precinct #1	1000001A	1418	198	13.96%	125	125	42	42	0	0	0	0
TOTAL BURLINGTON TOWNSHIP		1418	198	13.96%	125	125	42	42	0	0	0	0
CLARENCE TOWNSHIP												
Precinct #1	1200001	1437	271	18.86%	185	185	43	43	188	188	44	44
TOTAL CLARENCE TOWNSHIP		1437	271	18.86%	185	185	43	43	188	188	44	44
CLARENDON TOWNSHIP												
Precinct #1	1400001A	841	132	15.70%	101	101	14	14	0	0	0	0
TOTAL CLARENDON TOWNSHIP		841	132	15.70%	101	101	14	14	0	0	0	0
CONVIS TOWNSHIP												
Precinct #1	1600001A	1147	150	13.08%	106	106	17	17	109	109	20	20
TOTAL CONVIS TOWNSHIP		1147	150	13.08%	106	106	17	17	109	109	20	20
ECKFORD TOWNSHIP												
Precinct #1	1800001	982	224	22.81%	176	176	18	18	0	0	0	0
TOTAL ECKFORD TOWNSHIP		982	224	22.81%	176	176	18	18	0	0	0	0
EMMETT CHARTER TOWNSHIP												
Precinct #1	2000001	1977	200	10.12%	115	115	50	50	0	0	0	0
Precinct #2	2000002	2204	499	22.64%	304	304	104	104	0	0	0	0
Precinct #3	2000003	2030	229	11.28%	107	107	63	63	0	0	0	0
Precinct #4	2000004	2597	666	25.64%	388	388	120	120	0	0	0	0
TOTAL EMMETT CHARTER TOWNSHIP		8808	1594	18.10%	914	914	337	337	0	0	0	0
FREDONIA TOWNSHIP												
Precinct #1	2200001A	1301	250	19.22%	178	178	25	25	0	0	0	0
TOTAL FREDONIA TOWNSHIP		1301	250	19.22%	178	178	25	25	0	0	0	0
HOMER TOWNSHIP												
Precinct #1	2400001	1814	230	12.68%	166	166	29	29	0	0	0	0
TOTAL HOMER TOWNSHIP		1814	230	12.68%	166	166	29	29	0	0	0	0
LEE TOWNSHIP												
Precinct #1	2600001	817	127	15.54%	87	87	7	7	89	89	7	7
TOTAL LEE TOWNSHIP		817	127	15.54%	87	87	7	7	89	89	7	7

Michigan August 2, 2016 Primary Election

Official Results

					Representative in Congress				Representative in State Legislature			
					3rd District				62nd District			
					1 position per party				1 position per party			
Precinct		# of Reg. Voters	Poll Book Totals	% Voters (Per Precinct)	Justin Amash Republican	TOTALS	Douglas Smith Democrat	TOTALS	John Bizon Republican	TOTALS	Jim Haadsma Democrat	TOTALS
LEROY TOWNSHIP												
Precinct #1	2800001	1555	301	19.36%	195	195	47	47	0	0	0	0
Precinct #2	2800002	1389	276	19.87%	165	165	72	72	0	0	0	0
TOTAL LEROY TOWNSHIP		2944	577	19.60%	360	360	119	119	0	0	0	0
MARENGO TOWNSHIP												
Precinct #1	3000001	1680	228	13.57%	149	149	36	36	0	0	0	0
TOTAL MARENGO TOWNSHIP		1680	228	13.57%	149	149	36	36	0	0	0	0
MARSHALL TOWNSHIP												
Precinct #1	3200001	1451	309	21.30%	191	191	57	57	0	0	0	0
Precinct #2	3200002	962	203	21.10%	122	122	50	50	0	0	0	0
TOTAL MARSHALL TOWNSHIP		2413	512	21.22%	313	313	107	107	0	0	0	0
NEWTON TOWNSHIP												
Precinct #1	3400001A	2131	274	12.86%	180	180	45	45	0	0	0	0
TOTAL NEWTON TOWNSHIP		2131	274	12.86%	180	180	45	45	0	0	0	0
PENNFIELD CHARTER TOWNSHIP												
Precinct #1	3600001	2446	647	26.45%	372	372	122	122	384	384	125	125
Precinct #2	3600002	2129	327	15.36%	173	173	81	81	179	179	84	84
Precinct #3	3600003	2111	687	32.54%	414	414	153	153	420	420	157	157
TOTAL PENNFIELD CHARTER TOWNSHIP		6686	1661	24.84%	959	959	356	356	983	983	366	366
SHERIDAN TOWNSHIP												
Precinct #1	3800001	1397	288	20.62%	165	165	47	47	177	177	46	46
TOTAL SHERIDAN TOWNSHIP		1397	288	20.62%	165	165	47	47	177	177	46	46
TEKONSHA TOWNSHIP												
Precinct #1	4000001	1222	184	15.06%	107	107	30	30	0	0	0	0
TOTAL TEKONSHA TOWNSHIP		1222	184	15.06%	107	107	30	30	0	0	0	0
Totals		99430	14003		7543	7543	3950	3950	4269	4269	2939	2939
Registered Voters	99430											
% of Voter Turnout	14.08%											

Michigan August 2, 2016 Primary Election

Official Results

	Representative in State Legislature 63rd District				Judge of the Circuit Court 37th Circuit				
	1 position per party				1 position				
Precinct	David C. Maturen Republican	TOTALS	Lynn Shiflea Democrat	TOTALS	Kate Ambrose	James L. Dyer	John M. Sims	Tina Yost	TOTALS
CITY OF ALBION									
Precinct #1	0	0	0	0	8	4	32	41	85
Precinct #2	0	0	0	0	0	6	22	42	70
Precinct #3	0	0	0	0	14	5	60	82	161
Precinct #4	0	0	0	0	7	4	35	37	83
Precinct #5	0	0	0	0	8	9	55	93	165
Precinct #6	0	0	0	0	11	5	39	49	104
TOTAL CITY OF ALBION	0	0	0	0	48	33	243	344	668
CITY OF BATTLE CREEK									
Precinct #1	0	0	0	0	3	3	6	16	28
AVCB Precinct #1					2	3	4	6	15
Total Precinct #1	0	0	0	0	5	6	10	22	43
Precinct #2	0	0	0	0	15	6	14	27	62
AVCB Precinct #2					13	5	13	13	44
Total Precinct #2	0	0	0	0	28	11	27	40	106
Precinct #3	0	0	0	0	35	5	44	56	140
AVCB Precinct #3					18	6	23	41	88
Total Precinct #3	0	0	0	0	53	11	67	97	228
Precinct #4	0	0	0	0	13	4	9	20	46
AVCB Precinct #4					8	6	5	8	27
Total Precinct #4	0	0	0	0	21	10	14	28	73
Precinct #5	0	0	0	0	23	2	37	55	117
AVCB Precinct #5					10	3	49	33	95
Total Precinct #5	0	0	0	0	33	5	86	88	212
Precinct #6	0	0	0	0	52	4	46	81	183
AVCB Precinct #6					33	12	45	39	129
Total Precinct #6	0	0	0	0	85	16	91	120	312
Precinct #7	0	0	0	0	5	2	6	10	23
AVCB Precinct #7					3	0	0	5	8
Total Precinct #7	0	0	0	0	8	2	6	15	31
Precinct #8	0	0	0	0	32	7	49	131	219
AVCB Precinct #8					27	14	39	60	140
Total Precinct #8	0	0	0	0	59	21	88	191	359
Precinct #9	0	0	0	0	6	1	12	24	43
AVCB Precinct #9					8	4	14	12	38
Total Precinct #9	0	0	0	0	14	5	26	36	81
Precinct #10	0	0	0	0	12	9	10	48	79
AVCB Precinct #10					21	7	14	17	59
Total Precinct #10	0	0	0	0	33	16	24	65	138
Precinct #11	0	0	0	0	4	1	6	13	24
AVCB Precinct #11					2	1	2	3	8
Total Precinct #11	0	0	0	0	6	2	8	16	32
Precinct #12	0	0	0	0	2	3	2	23	30
AVCB Precinct #12					2	5	8	12	27
Total Precinct #12	0	0	0	0	4	8	10	35	57

Official Results

	Representative in State Legislature 63rd District				Judge of the Circuit Court 37th Circuit				
	1 position per party				1 position				
Precinct	David C. Maturen Republican	TOTALS	Lynn Shiflea Democrat	TOTALS	Kate Ambrose	James L. Dyer	John M. Sims	Tina Yost	TOTALS
Precinct #13	0	0	0	0	5	1	6	20	32
AVCB Precinct #13					3	3	3	2	11
Total Precinct #13	0	0	0	0	8	4	9	22	43
Precinct #14	0	0	0	0	15	3	6	31	55
AVCB Precinct #14					11	9	17	22	59
Total Precinct #14	0	0	0	0	26	12	23	53	114
Precinct #15	0	0	0	0	24	2	39	67	132
AVCB Precinct #15					13	6	22	27	68
Total Precinct #15	0	0	0	0	37	8	61	94	200
Precinct #16	0	0	0	0	13	1	24	36	74
AVCB Precinct #16					12	7	12	23	54
Total Precinct #16	0	0	0	0	25	8	36	59	128
Precinct #17	0	0	0	0	9	0	12	39	60
AVCB Precinct #17					2	2	2	11	17
Total Precinct #17	0	0	0	0	11	2	14	50	77
Precinct #18	0	0	0	0	7	10	6	33	56
AVCB Precinct #18					3	3	1	3	10
Total Precinct #18	0	0	0	0	10	13	7	36	66
Precinct #19	0	0	0	0	8	3	7	24	42
AVCB Precinct #19					4	1	6	2	13
Total Precinct #19	0	0	0	0	12	4	13	26	55
Precinct #20	0	0	0	0	16	9	32	40	97
AVCB Precinct #20					7	8	42	26	83
Total Precinct #20	0	0	0	0	23	17	74	66	180
Precinct #21	0	0	0	0	10	6	5	38	59
AVCB Precinct #21					7	8	8	10	33
Total Precinct #21	0	0	0	0	17	14	13	48	92
Precinct #22	0	0	0	0	14	3	21	20	58
AVCB Precinct #22					8	5	18	16	47
Total Precinct #22	0	0	0	0	22	8	39	36	105
Precinct #23	0	0	0	0	15	6	25	33	79
AVCB Precinct #23					13	7	20	24	64
Total Precinct #23	0	0	0	0	28	13	45	57	143
TOTAL CITY OF BATTLE CREEK	0	0	0	0	568	216	791	1300	2875
CITY OF MARSHALL									
Precinct #1	181	181	87	87	31	44	126	96	297
Precinct #2	292	292	125	125	82	62	197	86	427
TOTAL CITY OF MARSHALL	473	473	212	212	113	106	323	182	724
CITY OF SPRINGFIELD									
Precinct #1	0	0	0	0	23	15	32	51	121
Precinct #2	0	0	0	0	12	9	16	38	75
TOTAL CITY OF SPRINGFIELD	0	0	0	0	35	24	48	89	196
ALBION TOWNSHIP									
Precinct #1	0	0	0	0	16	18	66	38	138
TOTAL ALBION TOWNSHIP	0	0	0	0	16	18	66	38	138

Michigan August 2, 2016 Primary Election

Official Results

	Representative in State Legislature 63rd District				Judge of the Circuit Court 37th Circuit				
	1 position per party				1 position				
Precinct	David C. Maturen Republican	TOTALS	Lynn Shiflea Democrat	TOTALS	Kate Ambrose	James L. Dyer	John M. Sims	Tina Yost	TOTALS
ATHENS TOWNSHIP									
Precinct #1	166	166	56	56	36	15	45	97	193
TOTAL ATHENS TOWNSHIP	166	166	56	56	36	15	45	97	193
BEDFORD CHARTER TOWNSHIP									
Precinct #1	0	0	0	0	60	46	66	101	273
Precinct #2	0	0	0	0	42	42	41	62	187
Precinct #3	0	0	0	0	25	34	34	69	162
Precinct #4	0	0	0	0	33	20	56	100	209
TOTAL BEDFORD CHARTER TOWNSHIP	0	0	0	0	160	142	197	332	831
BURLINGTON TOWNSHIP									
Precinct #1	128	128	42	42	22	24	46	60	152
TOTAL BURLINGTON TOWNSHIP	128	128	42	42	22	24	46	60	152
CLARENCE TOWNSHIP									
Precinct #1	0	0	0	0	25	28	94	57	204
TOTAL CLARENCE TOWNSHIP	0	0	0	0	25	28	94	57	204
CLARENDON TOWNSHIP									
Precinct #1	97	97	13	13	16	5	41	45	107
TOTAL CLARENDON TOWNSHIP	97	97	13	13	16	5	41	45	107
CONVIS TOWNSHIP									
Precinct #1	0	0	0	0	26	7	43	40	116
TOTAL CONVIS TOWNSHIP	0	0	0	0	26	7	43	40	116
ECKFORD TOWNSHIP									
Precinct #1	173	173	18	18	55	21	62	50	188
TOTAL ECKFORD TOWNSHIP	173	173	18	18	55	21	62	50	188
EMMETT CHARTER TOWNSHIP									
Precinct #1	110	110	50	50	26	16	41	65	148
Precinct #2	297	297	104	104	75	70	113	141	399
Precinct #3	105	105	63	63	22	25	68	50	165
Precinct #4	375	375	115	115	84	64	178	177	503
TOTAL EMMETT CHARTER TOWNSHIP	887	887	332	332	207	175	400	433	1215
FREDONIA TOWNSHIP									
Precinct #1	168	168	25	25	41	19	86	44	190
TOTAL FREDONIA TOWNSHIP	168	168	25	25	41	19	86	44	190
HOMER TOWNSHIP									
Precinct #1	160	160	29	29	22	19	46	42	129
TOTAL HOMER TOWNSHIP	160	160	29	29	22	19	46	42	129
LEE TOWNSHIP									
Precinct #1	0	0	0	0	12	11	30	40	93
TOTAL LEE TOWNSHIP	0	0	0	0	12	11	30	40	93

Official Results

	Representative in State Legislature 63rd District				Judge of the Circuit Court 37th Circuit				
	1 position per party				1 position				
Precinct	David C. Maturen Republican	TOTALS	Lynn Shiflea Democrat	TOTALS	Kate Ambrose	James L. Dyer	John M. Sims	Tina Yost	TOTALS
LEROY TOWNSHIP									
Precinct #1	192	192	46	46	37	28	62	101	228
Precinct #2	168	168	72	72	31	36	53	68	188
TOTAL LEROY TOWNSHIP	360	360	118	118	68	64	115	169	416
MARENGO TOWNSHIP									
Precinct #1	148	148	36	36	44	20	79	49	192
TOTAL MARENGO TOWNSHIP	148	148	36	36	44	20	79	49	192
MARSHALL TOWNSHIP									
Precinct #1	192	192	55	55	68	37	100	69	274
Precinct #2	125	125	48	48	37	33	70	38	178
TOTAL MARSHALL TOWNSHIP	317	317	103	103	105	70	170	107	452
NEWTON TOWNSHIP									
Precinct #1	179	179	45	45	41	23	53	80	197
TOTAL NEWTON TOWNSHIP	179	179	45	45	41	23	53	80	197
PENNFIELD CHARTER TOWNSHIP									
Precinct #1	0	0	0	0	113	81	99	151	444
Precinct #2	0	0	0	0	47	15	72	90	224
Precinct #3	0	0	0	0	95	59	132	191	477
TOTAL PENNFIELD CHARTER TOWNSHIP	0	0	0	0	255	155	303	432	1145
SHERIDAN TOWNSHIP									
Precinct #1	0	0	0	0	19	16	117	57	209
TOTAL SHERIDAN TOWNSHIP	0	0	0	0	19	16	117	57	209
TEKONSHA TOWNSHIP									
Precinct #1	106	106	30	30	28	15	61	41	145
TOTAL TEKONSHA TOWNSHIP	106	106	30	30	28	15	61	41	145
Totals	3362	3362	1059	1059	1962	1226	3459	4128	10775

ELECTION Magic

Cass County
ELECTION RETURNS

DETAILED results for Representative in Congress 6th District

To find a particular township quickly, choose "Find" from the Edit Menu (control-f or command-f) and enter the name of the township.

	# Reg. Voters	Poll Book	% Reg. Voters	Fred **Upton**	Paul **Clements**
TOTAL	--	--	--	**4404**	**832**
Calvin	1757	233	13.26%	119	71
Howard #1	1933	321	16.61%	222	40
Howard #2	1943	357	18.37%	256	45
Howard #3	1152	177	15.36%	111	36
Jefferson	1987	296	14.90%	190	38
LaGrange #1A	2801	426	15.21%	274	68
Marcellus	1812	300	16.56%	169	70
Mason #1A	1919	194	10.11%	143	13
Milton	2557	244	9.54%	169	30
Newberg	1225	203	16.57%	125	44
Ontwa #1	2394	374	15.62%	248	36
Ontwa #2	2442	494	20.23%	315	62
Penn	1516	239	15.77%	174	32
Pokagon	1712	276	16.12%	184	36
Porter #1	1694	378	22.31%	291	19
Porter #2	1440	312	21.67%	225	13
Silver Creek	2507	579	23.10%	421	40
Volinia	854	154	18.03%	100	16
Wayne	1900	462	24.32%	342	36
City of Dowagiac #1	1566	156	9.96%	86	40
City of Dowagiac #2	1509	232	15.37%	152	25

City of Dowagiac #3A	1471	142	9.65%	88	22
				Fred **Upton**	Paul **Clements**

Back to Summaries

ELECTION Magic

Cass County
ELECTION RETURNS

DETAILED results for Representative in State Legislature 59th District

To find a particular township quickly, choose "Find" from the Edit Menu (control-f or command-f) and enter the name of the township.

	# Reg. Voters	Poll Book	% Reg. Voters	Aaron **Miller**	Carol L. **Higgins**
TOTAL	--	--	--	**2688**	**520**
Calvin	1757	233	13.26%	117	66
Jefferson	1987	296	14.90%	200	38
LaGrange #1A	2801	426	15.21%	282	65
Marcellus	1812	300	16.56%	174	68
Mason #1A	1919	194	10.11%	142	13
Newberg	1225	203	16.57%	125	43
Penn	1516	239	15.77%	171	33
Pokagon	1712	276	16.12%	186	33
Porter #1	1694	378	22.31%	296	19
Porter #2	1440	312	21.67%	215	14
Volinia	854	154	18.03%	108	15
Wayne	1900	462	24.32%	355	34
City of Dowagiac #1	1566	156	9.96%	79	36
City of Dowagiac #2	1509	232	15.37%	152	24
City of Dowagiac #3A	1471	142	9.65%	86	19
				Aaron **Miller**	Carol L. **Higgins**

Back to Summaries

ELECTION Magic

Cass County
ELECTION RETURNS

DETAILED results for Representative in State Legislature 78th District

To find a particular township quickly, choose "Find" from the Edit Menu (control-f or command-f) and enter the name of the township.

	# Reg. Voters	Poll Book	% Reg. Voters	Dave **Pagel**	Dean E. **Hill**
TOTAL	--	--	--	**1741**	**283**
Howard #1	1933	321	16.61%	215	40
Howard #2	1943	357	18.37%	251	47
Howard #3	1152	177	15.36%	109	34
Milton	2557	244	9.54%	171	30
Ontwa #1	2394	374	15.62%	246	34
Ontwa #2	2442	494	20.23%	311	61
Silver Creek	2507	579	23.10%	438	37
				Dave **Pagel**	Dean E. **Hill**

Back to Summaries

Calvin Township, Precinct 1

Registration & Turnout			0
Election Day Turnout		0	0.00%
AV Voting Locations Turnout		0	0.00%
Manual Entry Turnout		0	0.00%
SPR Host Turnout		233	0.00%
	Total...	233	0.00%
REP - REPRESENTATIVE IN CONGRESS DISTRICT 6			(Final)
Fred Upton		119	100.00%
	Total...	119	100.00%
REP - STATE REPRESENTATIVE 59TH DISTRICT			(Final)
Aaron Miller		117	100.00%
	Total...	117	100.00%
REP - PROSECUTING ATTORNEY			(Final)
Victor Fitz		124	100.00%
	Total...	124	100.00%
REP - SHERIFF			(Final)
Richard J. Behnke		121	84.62%
Tim Cochran		10	6.99%
James Terry Ellis		12	8.39%
	Total...	143	100.00%
REP - CLERK/REGISTER OF DEEDS			(Final)
Monica Kennedy		124	100.00%
	Total...	124	100.00%
REP - TREASURER			(Final)
Linda Pruett		119	100.00%
	Total...	119	100.00%
REP - WATER RESOURCES COMMISSIONER			(Final)
Bruce Campbell		124	100.00%
	Total...	124	100.00%
REP - SURVEYOR			(Final)
Thomas A. Stephenson		126	100.00%
	Total...	126	100.00%
REP - COUNTY COMMISSIONER DISTRICT 3			(Final)
Richard Affriseo		43	31.16%
Dwight Dyes		95	68.84%
	Total...	138	100.00%
REP - CALVIN TOWNSHIP TRUSTEE			(Final)
Keith D. Carter		112	100.00%
	Total...	112	100.00%
REP - CALVIN TWP DELEGATE REPUBLICAN			(Final)
Scott Davis		75	42.61%
Monica Kennedy		101	57.39%
	Total...	176	100.00%
DEM - REPRESENTATIVE IN CONGRESS DISTRICT 6			(Final)
Paul Clements		71	100.00%
	Total...	71	100.00%
DEM - STATE REPRESENTATIVE 59TH DISTRICT			(Final)
Carol L. Higgins		66	100.00%
	Total...	66	100.00%
DEM - WATER RESOURCES COMMISSIONER			(Final)
Tony Catanzarite		63	100.00%
	Total...	63	100.00%

Calvin Township, Precinct 1

DEM - CALVIN TOWNSHIP SUPERVISOR			(Final)
Adrienne D. Glover		69	100.00%
	Total...	69	100.00%

DEM - CALVIN TOWNSHIP CLERK			(Final)
Leozie S. Broadnax		65	100.00%
	Total...	65	100.00%

DEM - CALVIN TOWNSHIP TREASURER			(Final)
Rosemary M. Gillam		68	100.00%
	Total...	68	100.00%

DEM - CALVIN TOWNSHIP TRUSTEE			(Final)
Rebecca R. Mitchell		64	100.00%
	Total...	64	100.00%

DEM - CALVIN TWP DELEGATE DEMOCRAT			(Final)
Kim S. Jay		42	28.97%
Danielle Sindell		42	28.97%
Norman Tubbs		61	42.07%
	Total...	145	100.00%

Cass County Drug Enforcement			(Final)
YES		144	68.25%
NO		67	31.75%
	Total...	211	100.00%

Cass County Millage Proposition			(Final)
YES		186	84.93%
NO		33	15.07%
	Total...	219	100.00%

Howard Township, Precinct 1

Registration & Turnout			0
Election Day Turnout		0	0.00%
AV Voting Locations Turnout		0	0.00%
Manual Entry Turnout		0	0.00%
SPR Host Turnout		321	0.00%
	Total...	321	0.00%

REP - REPRESENTATIVE IN CONGRESS DISTRICT 6			(Final)
Fred Upton		222	100.00%
	Total...	222	100.00%

REP - STATE REPRESENTATIVE 78TH DISTRICT			(Final)
Dave Pagel		215	100.00%
	Total...	215	100.00%

REP - PROSECUTING ATTORNEY			(Final)
Victor Fitz		207	100.00%
	Total...	207	100.00%

REP - SHERIFF			(Final)
Richard J. Behnke		88	34.24%
Tim Cochran		96	37.35%
James Terry Ellis		73	28.40%
	Total...	257	100.00%

REP - CLERK/REGISTER OF DEEDS			(Final)
Monica Kennedy		211	100.00%
	Total...	211	100.00%

Howard Township, Precinct 1

REP - TREASURER		(Final)
Linda Pruett	204	100.00%
Total...	204	100.00%

REP - WATER RESOURCES COMMISSIONER		(Final)
Bruce Campbell	204	100.00%
Total...	204	100.00%

REP - SURVEYOR		(Final)
Thomas A. Stephenson	206	100.00%
Total...	206	100.00%

REP - COUNTY COMMISSIONER DISTRICT 6		(Final)
Michael D. Grice	125	60.39%
Brian Kuemin	82	39.61%
Total...	207	100.00%

REP - HOWARD TOWNSHIP SUPERVISOR		(Final)
Judy Bedell-Deutscher	119	50.21%
Craig Bradfield	118	49.79%
Total...	237	100.00%

REP - HOWARD TOWNSHIP TREASURER		(Final)
Linda Rudlaff	207	100.00%
Total...	207	100.00%

REP - HOWARD TOWNSHIP TRUSTEE		(Final)
Mike Daly	167	57.39%
Billy J. Kasprzak	124	42.61%
Total...	291	100.00%

REP - HOWARD TWP PCT 1 DELEGATE REPUBLICAN		(Final)
Diane Cochran	141	16.24%
Larry Cochran	141	16.24%
Melissa Cochran	136	15.67%
Tim Cochran	157	18.09%
Kristen Daly	143	16.47%
Mike Daly	150	17.28%
Total...	868	100.00%

DEM - REPRESENTATIVE IN CONGRESS DISTRICT 6		(Final)
Paul Clements	40	100.00%
Total...	40	100.00%

DEM - STATE REPRESENTATIVE 78TH DISTRICT		(Final)
Dean E. Hill	40	100.00%
Total...	40	100.00%

DEM - WATER RESOURCES COMMISSIONER		(Final)
Tony Catanzarite	32	100.00%
Total...	32	100.00%

DEM - HOWARD TOWNSHIP CLERK		(Final)
Sheri Wozniak	36	100.00%
Total...	36	100.00%

DEM - HOWARD TOWNSHIP TRUSTEE		(Final)
Michael Gordon	32	52.46%
Hank Johnson	29	47.54%
Total...	61	100.00%

DEM - HOWARD TOWNSHIP PARK BOARD		(Final)
Jan Gordon	35	100.00%
Total...	35	100.00%

Howard Township, Precinct 1

Cass County Drug Enforcement			(Final)
YES		182	60.87%
NO		117	39.13%
	Total...	299	100.00%

Cass County Millage Proposition			(Final)
YES		200	66.01%
NO		103	33.99%
	Total...	303	100.00%

Howard Township Hall and Fire Station			(Final)
YES		107	34.74%
NO		201	65.26%
	Total...	308	100.00%

Howard Township, Precinct 2

Registration & Turnout			0
Election Day Turnout		0	0.00%
AV Voting Locations Turnout		0	0.00%
Manual Entry Turnout		0	0.00%
SPR Host Turnout		357	0.00%
	Total...	357	0.00%

REP - REPRESENTATIVE IN CONGRESS DISTRICT 6			(Final)
Fred Upton		256	100.00%
	Total...	256	100.00%

REP - STATE REPRESENTATIVE 78TH DISTRICT			(Final)
Dave Pagel		251	100.00%
	Total...	251	100.00%

REP - PROSECUTING ATTORNEY			(Final)
Victor Fitz		237	100.00%
	Total...	237	100.00%

REP - SHERIFF			(Final)
Richard J. Behnke		107	36.90%
Tim Cochran		81	27.93%
James Terry Ellis		102	35.17%
	Total...	290	100.00%

REP - CLERK/REGISTER OF DEEDS			(Final)
Monica Kennedy		242	100.00%
	Total...	242	100.00%

REP - TREASURER			(Final)
Linda Pruett		235	100.00%
	Total...	235	100.00%

REP - WATER RESOURCES COMMISSIONER			(Final)
Bruce Campbell		243	100.00%
	Total...	243	100.00%

REP - SURVEYOR			(Final)
Thomas A. Stephenson		242	100.00%
	Total...	242	100.00%

REP - COUNTY COMMISSIONER DISTRICT 5			(Final)
Robert L. Ziliak		234	100.00%
	Total...	234	100.00%

REP - HOWARD TOWNSHIP SUPERVISOR			(Final)
Judy Bedell-Deutscher		108	41.38%

Howard Township, Precinct 2

REP - HOWARD TOWNSHIP SUPERVISOR			(Final)
Craig Bradfield		153	58.62%
	Total...	261	100.00%

REP - HOWARD TOWNSHIP TREASURER			(Final)
Linda Rudlaff		226	100.00%
	Total...	226	100.00%

REP - HOWARD TOWNSHIP TRUSTEE			(Final)
Mike Daly		193	55.62%
Billy J. Kasprzak		154	44.38%
	Total...	347	100.00%

REP - HOWARD TWP PCT 2 DELEGATE REPUBLICAN			(Final)
Robert W. LaBre		143	43.60%
Sharon L. Underwood		185	56.40%
	Total...	328	100.00%

DEM - REPRESENTATIVE IN CONGRESS DISTRICT 6			(Final)
Paul Clements		45	100.00%
	Total...	45	100.00%

DEM - STATE REPRESENTATIVE 78TH DISTRICT			(Final)
Dean E. Hill		47	100.00%
	Total...	47	100.00%

DEM - WATER RESOURCES COMMISSIONER			(Final)
Tony Catanzarite		41	100.00%
	Total...	41	100.00%

DEM - HOWARD TOWNSHIP CLERK			(Final)
Sheri Wozniak		40	100.00%
	Total...	40	100.00%

DEM - HOWARD TOWNSHIP TRUSTEE			(Final)
Michael Gordon		43	56.58%
Hank Johnson		33	43.42%
	Total...	76	100.00%

DEM - HOWARD TOWNSHIP PARK BOARD			(Final)
Jan Gordon		47	100.00%
	Total...	47	100.00%

DEM - HOWARD TWP PCT 2 DELEGATE DEMOCRAT			(Final)
Jan Gordon		33	33.33%
Michael Gordon		33	33.33%
Johnie A. Rodebush		33	33.33%
	Total...	99	100.00%

Cass County Drug Enforcement			(Final)
YES		181	55.69%
NO		144	44.31%
	Total...	325	100.00%

Cass County Millage Proposition			(Final)
YES		213	65.14%
NO		114	34.86%
	Total...	327	100.00%

Howard Township Hall and Fire Station			(Final)
YES		123	36.61%
NO		213	63.39%
	Total...	336	100.00%

Howard Township, Precinct 3

Registration & Turnout			0
Election Day Turnout		0	0.00%
AV Voting Locations Turnout		0	0.00%
Manual Entry Turnout		0	0.00%
SPR Host Turnout		177	0.00%
	Total...	177	0.00%

REP - REPRESENTATIVE IN CONGRESS DISTRICT 6			(Final)
Fred Upton		111	100.00%
	Total...	111	100.00%

REP - STATE REPRESENTATIVE 78TH DISTRICT			(Final)
Dave Pagel		109	100.00%
	Total...	109	100.00%

REP - PROSECUTING ATTORNEY			(Final)
Victor Fitz		102	100.00%
	Total...	102	100.00%

REP - SHERIFF			(Final)
Richard J. Behnke		39	29.77%
Tim Cochran		47	35.88%
James Terry Ellis		45	34.35%
	Total...	131	100.00%

REP - CLERK/REGISTER OF DEEDS			(Final)
Monica Kennedy		104	100.00%
	Total...	104	100.00%

REP - TREASURER			(Final)
Linda Pruett		104	100.00%
	Total...	104	100.00%

REP - WATER RESOURCES COMMISSIONER			(Final)
Bruce Campbell		103	100.00%
	Total...	103	100.00%

REP - SURVEYOR			(Final)
Thomas A. Stephenson		102	100.00%
	Total...	102	100.00%

REP - COUNTY COMMISSIONER DISTRICT 5			(Final)
Robert L. Ziliak		105	100.00%
	Total...	105	100.00%

REP - HOWARD TOWNSHIP SUPERVISOR			(Final)
Judy Bedell-Deutscher		54	46.96%
Craig Bradfield		61	53.04%
	Total...	115	100.00%

REP - HOWARD TOWNSHIP TREASURER			(Final)
Linda Rudlaff		104	100.00%
	Total...	104	100.00%

REP - HOWARD TOWNSHIP TRUSTEE			(Final)
Mike Daly		82	51.90%
Billy J. Kasprzak		76	48.10%
	Total...	158	100.00%

REP - HOWARD TWP PCT 3 DELEGATE REPUBLICAN			(Final)
Gerard Wierenga		83	52.20%
Lavonne Wierenga		76	47.80%
	Total...	159	100.00%

Howard Township, Precinct 3

DEM - REPRESENTATIVE IN CONGRESS DISTRICT 6			(Final)
Paul Clements		36	100.00%
	Total...	36	100.00%

DEM - STATE REPRESENTATIVE 78TH DISTRICT			(Final)
Dean E. Hill		34	100.00%
	Total...	34	100.00%

DEM - WATER RESOURCES COMMISSIONER			(Final)
Tony Catanzarite		32	100.00%
	Total...	32	100.00%

DEM - HOWARD TOWNSHIP CLERK			(Final)
Sheri Wozniak		32	100.00%
	Total...	32	100.00%

DEM - HOWARD TOWNSHIP TRUSTEE			(Final)
Michael Gordon		34	53.97%
Hank Johnson		29	46.03%
	Total...	63	100.00%

DEM - HOWARD TOWNSHIP PARK BOARD			(Final)
Jan Gordon		33	100.00%
	Total...	33	100.00%

DEM - HOWARD TWP PCT 3 DELEGATE DEMOCRAT			(Final)
Dean E. Hill		31	54.39%
Debbie Ann Johnson		26	45.61%
	Total...	57	100.00%

Cass County Drug Enforcement			(Final)
YES		118	69.41%
NO		52	30.59%
	Total...	170	100.00%

Cass County Millage Proposition			(Final)
YES		116	69.88%
NO		50	30.12%
	Total...	166	100.00%

Howard Township Hall and Fire Station			(Final)
YES		78	46.15%
NO		91	53.85%
	Total...	169	100.00%

Jefferson Township, Precinct 1

Registration & Turnout			0
Election Day Turnout		0	0.00%
AV Voting Locations Turnout		0	0.00%
Manual Entry Turnout		0	0.00%
SPR Host Turnout		296	0.00%
	Total...	296	0.00%

REP - REPRESENTATIVE IN CONGRESS DISTRICT 6			(Final)
Fred Upton		190	100.00%
	Total...	190	100.00%

REP - STATE REPRESENTATIVE 59TH DISTRICT			(Final)
Aaron Miller		200	100.00%
	Total...	200	100.00%

REP - PROSECUTING ATTORNEY			(Final)
Victor Fitz		196	100.00%
	Total...	196	100.00%

Jefferson Township, Precinct 1

REP - SHERIFF			(Final)
Richard J. Behnke		135	56.96%
Tim Cochran		47	19.83%
James Terry Ellis		55	23.21%
	Total...	237	100.00%

REP - CLERK/REGISTER OF DEEDS			(Final)
Monica Kennedy		202	100.00%
	Total...	202	100.00%

REP - TREASURER			(Final)
Linda Pruett		193	100.00%
	Total...	193	100.00%

REP - WATER RESOURCES COMMISSIONER			(Final)
Bruce Campbell		193	100.00%
	Total...	193	100.00%

REP - SURVEYOR			(Final)
Thomas A. Stephenson		198	100.00%
	Total...	198	100.00%

REP - COUNTY COMMISSIONER DISTRICT 6			(Final)
Michael D. Grice		115	58.97%
Brian Kuemin		80	41.03%
	Total...	195	100.00%

REP - JEFFERSON TOWNSHIP SUPERVISOR			(Final)
Harold Eltzroth		198	100.00%
	Total...	198	100.00%

REP - JEFFERSON TOWNSHIP CLERK			(Final)
Leroy McNeary		199	100.00%
	Total...	199	100.00%

REP - JEFFERSON TOWNSHIP TREASURER			(Final)
Lotte Kirstein		212	100.00%
	Total...	212	100.00%

REP - JEFFERSON TOWNSHIP TRUSTEE			(Final)
Dean M. Hass		188	100.00%
	Total...	188	100.00%

REP - JEFFERSON TWP DELEGATE REPUBLICAN			(Final)
Kenneth D. Ballge		90	9.53%
Wally Berndt		85	9.00%
Daniel Brown		106	11.23%
Paula Brown		106	11.23%
Karl Gartland		75	7.94%
Mark D. Howie		93	9.85%
Mary E. Howie		92	9.75%
Mark Jamrog		91	9.64%
Bill LaBre		99	10.49%
Carol Terry		107	11.33%
	Total...	944	100.00%

DEM - REPRESENTATIVE IN CONGRESS DISTRICT 6			(Final)
Paul Clements		38	100.00%
	Total...	38	100.00%

DEM - STATE REPRESENTATIVE 59TH DISTRICT			(Final)
Carol L. Higgins		38	100.00%
	Total...	38	100.00%

Jefferson Township, Precinct 1

DEM - WATER RESOURCES COMMISSIONER		(Final)
Tony Catanzarite	34	100.00%
Total...	34	100.00%

DEM - JEFFERSON TWP DELEGATE DEMOCRAT		(Final)
Alex Andrews	31	34.83%
Anne L. Hess	30	33.71%
Amanda J. Reichler	28	31.46%
Total...	89	100.00%

Cass County Drug Enforcement		(Final)
YES	174	65.91%
NO	90	34.09%
Total...	264	100.00%

Cass County Millage Proposition		(Final)
YES	193	72.83%
NO	72	27.17%
Total...	265	100.00%

LaGrange Township, Precinct 1

Registration & Turnout		0
Election Day Turnout	0	0.00%
AV Voting Locations Turnout	0	0.00%
Manual Entry Turnout	426	0.00%
SPR Host Turnout	0	0.00%
Total...	426	0.00%

REP - REPRESENTATIVE IN CONGRESS DISTRICT 6		(Final)
Fred Upton	274	100.00%
Total...	274	100.00%

REP - STATE REPRESENTATIVE 59TH DISTRICT		(Final)
Aaron Miller	282	100.00%
Total...	282	100.00%

REP - PROSECUTING ATTORNEY		(Final)
Victor Fitz	271	100.00%
Total...	271	100.00%

REP - SHERIFF		(Final)
Richard J. Behnke	270	81.57%
Tim Cochran	39	11.78%
James Terry Ellis	22	6.65%
Total...	331	100.00%

REP - CLERK/REGISTER OF DEEDS		(Final)
Monica Kennedy	292	100.00%
Total...	292	100.00%

REP - TREASURER		(Final)
Linda Pruett	274	100.00%
Total...	274	100.00%

REP - WATER RESOURCES COMMISSIONER		(Final)
Bruce Campbell	274	100.00%
Total...	274	100.00%

REP - SURVEYOR		(Final)
Thomas A. Stephenson	281	100.00%
Total...	281	100.00%

REP - COUNTY COMMISSIONER DISTRICT 1		(Final)
Lazarus Alexander	5	3.50%
Terry Ausra	88	61.54%

LaGrange Township, Precinct 1

REP - COUNTY COMMISSIONER DISTRICT 1			(Final)
Robert A. Wagel		50	34.97%
	Total...	143	100.00%

REP - COUNTY COMMISSIONER DISTRICT 6			(Final)
Michael D. Grice		131	75.29%
Brian Kuemin		43	24.71%
	Total...	174	100.00%

REP - LAGRANGE TOWNSHIP TREASURER			(Final)
Naomi J. Criswell		253	100.00%
	Total...	253	100.00%

REP - LAGRANGE TOWNSHIP TRUSTEE			(Final)
Jay W. Brackensick		159	43.32%
Paul D. File		208	56.68%
	Total...	367	100.00%

REP - LAGRANGE TWP DELEGATE REPUBLICAN			(Final)
Marie M. Anderson		156	11.13%
Arlene Barton		138	9.84%
James H. Barton		136	9.70%
Miriam D. Bollweg		137	9.77%
Paul M. Doellinger		137	9.77%
Reid Francis		176	12.55%
Todd McMichael		143	10.20%
Erin Westrate		187	13.34%
William Westrate		192	13.69%
	Total...	1,402	100.00%

DEM - REPRESENTATIVE IN CONGRESS DISTRICT 6			(Final)
Paul Clements		68	100.00%
	Total...	68	100.00%

DEM - STATE REPRESENTATIVE 59TH DISTRICT			(Final)
Carol L. Higgins		65	100.00%
	Total...	65	100.00%

DEM - WATER RESOURCES COMMISSIONER			(Final)
Tony Catanzarite		51	100.00%
	Total...	51	100.00%

DEM - LAGRANGE TOWNSHIP SUPERVISOR			(Final)
Robert Kenneth Wright		59	100.00%
	Total...	59	100.00%

DEM - LAGRANGE TOWNSHIP CLERK			(Final)
Amy J. Juroff		60	100.00%
	Total...	60	100.00%

DEM - LAGRANGE TOWNSHIP TRUSTEE			(Final)
Jason Gatties		51	100.00%
	Total...	51	100.00%

DEM - LAGRANGE TWP DELEGATE DEMOCRAT			(Final)
Ruth Andrews		51	17.65%
Nancy L. Bugajski		45	15.57%
Marlene Deming		49	16.96%
Jason Gatties		46	15.92%
Geraldine N. Sims		52	17.99%
Michael Slaski		46	15.92%
	Total...	289	100.00%

LaGrange Township, Precinct 1

Cass County Drug Enforcement			(Final)
YES		275	73.33%
NO		100	26.67%
	Total...	375	100.00%

Cass County Millage Proposition			(Final)
YES		300	78.74%
NO		81	21.26%
	Total...	381	100.00%

Marcellus Township, Precinct 1

Registration & Turnout			0
Election Day Turnout		0	0.00%
AV Voting Locations Turnout		0	0.00%
Manual Entry Turnout		0	0.00%
SPR Host Turnout		300	0.00%
	Total...	300	0.00%

REP - REPRESENTATIVE IN CONGRESS DISTRICT 6			(Final)
Fred Upton		169	100.00%
	Total...	169	100.00%

REP - STATE REPRESENTATIVE 59TH DISTRICT			(Final)
Aaron Miller		174	100.00%
	Total...	174	100.00%

REP - PROSECUTING ATTORNEY			(Final)
Victor Fitz		161	100.00%
	Total...	161	100.00%

REP - SHERIFF			(Final)
Richard J. Behnke		130	66.33%
Tim Cochran		59	30.10%
James Terry Ellis		7	3.57%
	Total...	196	100.00%

REP - CLERK/REGISTER OF DEEDS			(Final)
Monica Kennedy		168	100.00%
	Total...	168	100.00%

REP - TREASURER			(Final)
Linda Pruett		169	100.00%
	Total...	169	100.00%

REP - WATER RESOURCES COMMISSIONER			(Final)
Bruce Campbell		170	100.00%
	Total...	170	100.00%

REP - SURVEYOR			(Final)
Thomas A. Stephenson		167	100.00%
	Total...	167	100.00%

REP - COUNTY COMMISSIONER DISTRICT 2			(Final)
Dixie Ann File		168	100.00%
	Total...	168	100.00%

REP - MARCELLUS TOWNSHIP SUPERVISOR			(Final)
Edward Koshar		180	100.00%
	Total...	180	100.00%

REP - MARCELLUS TOWNSHIP CLERK			(Final)
Paulette Hutson		165	100.00%
	Total...	165	100.00%

Marcellus Township, Precinct 1

REP - MARCELLUS TOWNSHIP TRUSTEE			(Final)
Donald Hess		135	47.54%
Mary Peoples		149	52.46%
	Total...	284	100.00%

REP - MARCELLUS TWP DELEGATE REPUBLICAN			(Final)
Leeann Mroz		153	100.00%
	Total...	153	100.00%

DEM - REPRESENTATIVE IN CONGRESS DISTRICT 6			(Final)
Paul Clements		70	100.00%
	Total...	70	100.00%

DEM - STATE REPRESENTATIVE 59TH DISTRICT			(Final)
Carol L. Higgins		68	100.00%
	Total...	68	100.00%

DEM - WATER RESOURCES COMMISSIONER			(Final)
Tony Catanzarite		60	100.00%
	Total...	60	100.00%

DEM - MARCELLUS TOWNSHIP SUPERVISOR			(Final)
Lawrence S. Davis		72	100.00%
	Total...	72	100.00%

DEM - MARCELLUS TOWNSHIP CLERK			(Final)
Ann M. Webb		76	100.00%
	Total...	76	100.00%

DEM - MARCELLUS TOWNSHIP TREASURER			(Final)
Sandra Bauer		75	100.00%
	Total...	75	100.00%

DEM - MARCELLUS TWP DELEGATE DEMOCRAT			(Final)
Burke H. Webb		66	100.00%
	Total...	66	100.00%

Cass County Drug Enforcement			(Final)
YES		176	61.54%
NO		110	38.46%
	Total...	286	100.00%

Cass County Millage Proposition			(Final)
YES		186	64.58%
NO		102	35.42%
	Total...	288	100.00%

Marcellus Township Hudson Memorial			(Final)
YES		154	54.04%
NO		131	45.96%
	Total...	285	100.00%

Marcellus Township Headlee Override			(Final)
YES		139	49.47%
NO		142	50.53%
	Total...	281	100.00%

Mason Township, Precinct 1

Registration & Turnout			0
Election Day Turnout		0	0.00%
AV Voting Locations Turnout		0	0.00%
Manual Entry Turnout		194	0.00%
SPR Host Turnout		0	0.00%
	Total...	194	0.00%

Mason Township, Precinct 1

REP - REPRESENTATIVE IN CONGRESS DISTRICT 6			(Final)
Fred Upton		143	100.00%
	Total...	143	100.00%

REP - STATE REPRESENTATIVE 59TH DISTRICT			(Final)
Aaron Miller		142	100.00%
	Total...	142	100.00%

REP - PROSECUTING ATTORNEY			(Final)
Victor Fitz		142	100.00%
	Total...	142	100.00%

REP - SHERIFF			(Final)
Richard J. Behnke		98	58.68%
Tim Cochran		40	23.95%
James Terry Ellis		29	17.37%
	Total...	167	100.00%

REP - CLERK/REGISTER OF DEEDS			(Final)
Monica Kennedy		144	100.00%
	Total...	144	100.00%

REP - TREASURER			(Final)
Linda Pruett		141	100.00%
	Total...	141	100.00%

REP - WATER RESOURCES COMMISSIONER			(Final)
Bruce Campbell		141	100.00%
	Total...	141	100.00%

REP - SURVEYOR			(Final)
Thomas A. Stephenson		138	100.00%
	Total...	138	100.00%

REP - COUNTY COMMISSIONER DISTRICT 3			(Final)
Richard Affriseo		18	19.78%
Dwight Dyes		73	80.22%
	Total...	91	100.00%

REP - COUNTY COMMISSIONER DISTRICT 4			(Final)
Roseann Marchetti		54	77.14%
James Ralph		16	22.86%
	Total...	70	100.00%

REP - MASON TOWNSHIP SUPERVISOR			(Final)
John Brandt		129	100.00%
	Total...	129	100.00%

REP - MASON TOWNSHIP CLERK			(Final)
Janet Dull		139	100.00%
	Total...	139	100.00%

REP - MASON TOWNSHIP TREASURER			(Final)
Arlene M. Chew		136	100.00%
	Total...	136	100.00%

REP - MASON TOWNSHIP TRUSTEE			(Final)
David Allen		109	50.23%
Jerry R. Myers		108	49.77%
	Total...	217	100.00%

REP - MASON TWP DELEGATE REPUBLICAN			(Final)
Maxine Brundige-Harris		94	32.75%
Jeff Grindstaff		96	33.45%
Steven L. Harris		97	33.80%
	Total...	287	100.00%

Mason Township, Precinct 1

DEM - REPRESENTATIVE IN CONGRESS DISTRICT 6			(Final)
Paul Clements		13	100.00%
	Total...	13	100.00%

DEM - STATE REPRESENTATIVE 59TH DISTRICT			(Final)
Carol L. Higgins		13	100.00%
	Total...	13	100.00%

DEM - WATER RESOURCES COMMISSIONER			(Final)
Tony Catanzarite		11	100.00%
	Total...	11	100.00%

Cass County Drug Enforcement			(Final)
YES		111	63.43%
NO		64	36.57%
	Total...	175	100.00%

Cass County Millage Proposition			(Final)
YES		120	67.80%
NO		57	32.20%
	Total...	177	100.00%

Milton Township, Precinct 1

Registration & Turnout			0
Election Day Turnout		0	0.00%
AV Voting Locations Turnout		0	0.00%
Manual Entry Turnout		0	0.00%
SPR Host Turnout		244	0.00%
	Total...	244	0.00%

REP - REPRESENTATIVE IN CONGRESS DISTRICT 6			(Final)
Fred Upton		169	100.00%
	Total...	169	100.00%

REP - STATE REPRESENTATIVE 78TH DISTRICT			(Final)
Dave Pagel		171	100.00%
	Total...	171	100.00%

REP - PROSECUTING ATTORNEY			(Final)
Victor Fitz		166	100.00%
	Total...	166	100.00%

REP - SHERIFF			(Final)
Richard J. Behnke		82	42.93%
Tim Cochran		64	33.51%
James Terry Ellis		45	23.56%
	Total...	191	100.00%

REP - CLERK/REGISTER OF DEEDS			(Final)
Monica Kennedy		168	100.00%
	Total...	168	100.00%

REP - TREASURER			(Final)
Linda Pruett		164	100.00%
	Total...	164	100.00%

REP - WATER RESOURCES COMMISSIONER			(Final)
Bruce Campbell		165	100.00%
	Total...	165	100.00%

REP - SURVEYOR			(Final)
Thomas A. Stephenson		170	100.00%
	Total...	170	100.00%

Milton Township, Precinct 1

REP - COUNTY COMMISSIONER DISTRICT 5		(Final)
Robert L. Ziliak	158	100.00%
Total...	158	100.00%

REP - MILTON TOWNSHIP SUPERVISOR		(Final)
Robert W. Benjamin	165	100.00%
Total...	165	100.00%

REP - MILTON TOWNSHIP CLERK		(Final)
Steven Sante	160	100.00%
Total...	160	100.00%

REP - MILTON TOWNSHIP TREASURER		(Final)
Susan Flowers	165	100.00%
Total...	165	100.00%

REP - MILTON TOWNSHIP TRUSTEE		(Final)
Eric Renken	146	51.23%
Kelly Sweeney	139	48.77%
Total...	285	100.00%

REP - MILTON TWP DELEGATE REPUBLICAN		(Final)
Karen Benjamin	109	9.58%
Robert W. Benjamin	122	10.72%
Brandon P. Bourgeois	93	8.17%
Bobbie Brown	92	8.08%
Terry Brown	98	8.61%
Susan Flowers	121	10.63%
R. Steven Smith	94	8.26%
Sue Smith	97	8.52%
Timothy Smith	88	7.73%
Kelly Sweeney	109	9.58%
Robert L. Ziliak	115	10.11%
Total...	1,138	100.00%

DEM - REPRESENTATIVE IN CONGRESS DISTRICT 6		(Final)
Paul Clements	30	100.00%
Total...	30	100.00%

DEM - STATE REPRESENTATIVE 78TH DISTRICT		(Final)
Dean E. Hill	30	100.00%
Total...	30	100.00%

DEM - WATER RESOURCES COMMISSIONER		(Final)
Tony Catanzarite	24	100.00%
Total...	24	100.00%

Cass County Drug Enforcement		(Final)
YES	144	65.75%
NO	75	34.25%
Total...	219	100.00%

Cass County Millage Proposition		(Final)
YES	139	63.47%
NO	80	36.53%
Total...	219	100.00%

Newberg Township, Precinct 1

Registration & Turnout		0
Election Day Turnout	0	0.00%
AV Voting Locations Turnout	0	0.00%
Manual Entry Turnout	203	0.00%

Newberg Township, Precinct 1

Registration & Turnout			0
SPR Host Turnout		0	0.00%
	Total...	203	0.00%
REP - REPRESENTATIVE IN CONGRESS DISTRICT 6			(Final)
Fred Upton		125	100.00%
	Total...	125	100.00%
REP - STATE REPRESENTATIVE 59TH DISTRICT			(Final)
Aaron Miller		125	100.00%
	Total...	125	100.00%
REP - PROSECUTING ATTORNEY			(Final)
Victor Fitz		113	100.00%
	Total...	113	100.00%
REP - SHERIFF			(Final)
Richard J. Behnke		100	72.46%
Tim Cochran		25	18.12%
James Terry Ellis		13	9.42%
	Total...	138	100.00%
REP - CLERK/REGISTER OF DEEDS			(Final)
Monica Kennedy		117	100.00%
	Total...	117	100.00%
REP - TREASURER			(Final)
Linda Pruett		114	100.00%
	Total...	114	100.00%
REP - WATER RESOURCES COMMISSIONER			(Final)
Bruce Campbell		115	100.00%
	Total...	115	100.00%
REP - SURVEYOR			(Final)
Thomas A. Stephenson		117	100.00%
	Total...	117	100.00%
REP - COUNTY COMMISSIONER DISTRICT 2			(Final)
Dixie Ann File		112	100.00%
	Total...	112	100.00%
REP - NEWBERG TOWNSHIP TREASURER			(Final)
Nancy Hotovy		122	100.00%
	Total...	122	100.00%
REP - NEWBERG TOWNSHIP TRUSTEE			(Final)
James Rifenberg		121	57.62%
Gerald L. Salmen		89	42.38%
	Total...	210	100.00%
DEM - REPRESENTATIVE IN CONGRESS DISTRICT 6			(Final)
Paul Clements		44	100.00%
	Total...	44	100.00%
DEM - STATE REPRESENTATIVE 59TH DISTRICT			(Final)
Carol L. Higgins		43	100.00%
	Total...	43	100.00%
DEM - WATER RESOURCES COMMISSIONER			(Final)
Tony Catanzarite		38	100.00%
	Total...	38	100.00%
DEM - NEWBERG TOWNSHIP SUPERVISOR			(Final)
Willis L. Norton		44	100.00%
	Total...	44	100.00%

Newberg Township, Precinct 1

DEM - NEWBERG TWP DELEGATE DEMOCRAT			(Final)
Eleanore D. Flowers		40	57.14%
Alberta Merchant		30	42.86%
	Total...	70	100.00%

Cass County Drug Enforcement			(Final)
YES		136	69.74%
NO		59	30.26%
	Total...	195	100.00%

Cass County Millage Proposition			(Final)
YES		139	70.56%
NO		58	29.44%
	Total...	197	100.00%

Newberg Township Fire-EMS Millage			(Final)
YES		169	85.35%
NO		29	14.65%
	Total...	198	100.00%

Ontwa Township, Precinct 1

Registration & Turnout			0
Election Day Turnout		0	0.00%
AV Voting Locations Turnout		0	0.00%
Manual Entry Turnout		0	0.00%
SPR Host Turnout		272	0.00%
	Total...	272	0.00%

REP - REPRESENTATIVE IN CONGRESS DISTRICT 6			(Final)
Fred Upton		187	100.00%
	Total...	187	100.00%

REP - STATE REPRESENTATIVE 78TH DISTRICT			(Final)
Dave Pagel		189	100.00%
	Total...	189	100.00%

REP - PROSECUTING ATTORNEY			(Final)
Victor Fitz		191	100.00%
	Total...	191	100.00%

REP - SHERIFF			(Final)
Richard J. Behnke		111	52.86%
Tim Cochran		64	30.48%
James Terry Ellis		35	16.67%
	Total...	210	100.00%

REP - CLERK/REGISTER OF DEEDS			(Final)
Monica Kennedy		188	100.00%
	Total...	188	100.00%

REP - TREASURER			(Final)
Linda Pruett		185	100.00%
	Total...	185	100.00%

REP - WATER RESOURCES COMMISSIONER			(Final)
Bruce Campbell		184	100.00%
	Total...	184	100.00%

REP - SURVEYOR			(Final)
Thomas A. Stephenson		189	100.00%
	Total...	189	100.00%

REP - COUNTY COMMISSIONER DISTRICT 4			(Final)
Roseann Marchetti		130	59.91%

Ontwa Township, Precinct 1

REP - COUNTY COMMISSIONER DISTRICT 4			(Final)
James Ralph		87	40.09%
	Total...	217	100.00%

REP - ONTWA TOWNSHIP SUPERVISOR			(Final)
Jerry Marchetti		165	100.00%
	Total...	165	100.00%

REP - ONTWA TOWNSHIP CLERK			(Final)
Teri McNaughton		78	40.21%
Tina VanBelle		116	59.79%
	Total...	194	100.00%

REP - ONTWA TOWNSHIP TREASURER			(Final)
Meryl A. Christensen		184	100.00%
	Total...	184	100.00%

REP - ONTWA TOWNSHIP TRUSTEE			(Final)
Dawn Bolock		130	19.17%
Bobby Donnelly		67	9.88%
Jerry Duck		109	16.08%
Jeff Kozinski		122	17.99%
Fritz Lambright		43	6.34%
Bill Mahaney		39	5.75%
Mike Mroczek		58	8.55%
Dan Stutsman		110	16.22%
	Total...	678	100.00%

REP - ONTWA TWP PCT 1 DELEGATE REPUBLICAN			(Final)
Philip Esarey		126	33.16%
Jeff VanBelle		118	31.05%
Tina VanBelle		136	35.79%
	Total...	380	100.00%

DEM - REPRESENTATIVE IN CONGRESS DISTRICT 6			(Final)
Paul Clements		29	100.00%
	Total...	29	100.00%

DEM - STATE REPRESENTATIVE 78TH DISTRICT			(Final)
Dean E. Hill		27	100.00%
	Total...	27	100.00%

DEM - WATER RESOURCES COMMISSIONER			(Final)
Tony Catanzarite		25	100.00%
	Total...	25	100.00%

DEM - ONTWA TOWNSHIP SUPERVISOR			(Final)
Jeremy Reece		28	100.00%
	Total...	28	100.00%

DEM - ONTWA TWP PCT 1 DELEGATE DEMOCRAT			(Final)
Tony Catanzarite		25	36.23%
Jacqueline Tighe		22	31.88%
Rick Tighe Sr.		22	31.88%
	Total...	69	100.00%

Cass County Drug Enforcement			(Final)
YES		168	69.14%
NO		75	30.86%
	Total...	243	100.00%

Cass County Millage Proposition			(Final)
YES		178	73.86%

Ontwa Township, Precinct 1

Cass County Millage Proposition			(Final)
NO		63	26.14%
	Total...	241	100.00%

Ontwa Township Fire and Ambulance			(Final)
YES		197	80.41%
NO		48	19.59%
	Total...	245	100.00%

Ontwa Township Ambulance Service			(Final)
YES		176	73.03%
NO		65	26.97%
	Total...	241	100.00%

Ontwa Township Police Department Renewal			(Final)
YES		175	72.02%
NO		68	27.98%
	Total...	243	100.00%

Ontwa Township, Precinct 2

Registration & Turnout			0
Election Day Turnout		0	0.00%
AV Voting Locations Turnout		0	0.00%
Manual Entry Turnout		0	0.00%
SPR Host Turnout		320	0.00%
	Total...	320	0.00%

REP - REPRESENTATIVE IN CONGRESS DISTRICT 6			(Final)
Fred Upton		210	100.00%
	Total...	210	100.00%

REP - STATE REPRESENTATIVE 78TH DISTRICT			(Final)
Dave Pagel		206	100.00%
	Total...	206	100.00%

REP - PROSECUTING ATTORNEY			(Final)
Victor Fitz		197	100.00%
	Total...	197	100.00%

REP - SHERIFF			(Final)
Richard J. Behnke		141	59.00%
Tim Cochran		53	22.18%
James Terry Ellis		45	18.83%
	Total...	239	100.00%

REP - CLERK/REGISTER OF DEEDS			(Final)
Monica Kennedy		203	100.00%
	Total...	203	100.00%

REP - TREASURER			(Final)
Linda Pruett		201	100.00%
	Total...	201	100.00%

REP - WATER RESOURCES COMMISSIONER			(Final)
Bruce Campbell		197	100.00%
	Total...	197	100.00%

REP - SURVEYOR			(Final)
Thomas A. Stephenson		198	100.00%
	Total...	198	100.00%

REP - COUNTY COMMISSIONER DISTRICT 4			(Final)
Roseann Marchetti		191	76.40%

Ontwa Township, Precinct 2

REP - COUNTY COMMISSIONER DISTRICT 4			(Final)
James Ralph		59	23.60%
	Total...	250	100.00%

REP - ONTWA TOWNSHIP SUPERVISOR			(Final)
Jerry Marchetti		206	100.00%
	Total...	206	100.00%

REP - ONTWA TOWNSHIP CLERK			(Final)
Teri McNaughton		92	42.99%
Tina VanBelle		122	57.01%
	Total...	214	100.00%

REP - ONTWA TOWNSHIP TREASURER			(Final)
Meryl A. Christensen		204	100.00%
	Total...	204	100.00%

REP - ONTWA TOWNSHIP TRUSTEE			(Final)
Dawn Bolock		139	18.71%
Bobby Donnelly		51	6.86%
Jerry Duck		150	20.19%
Jeff Kozinski		90	12.11%
Fritz Lambright		48	6.46%
Bill Mahaney		46	6.19%
Mike Mroczek		105	14.13%
Dan Stutsman		114	15.34%
	Total...	743	100.00%

REP - ONTWA TWP PCT 2 DELEGATE REPUBLICAN			(Final)
Larry Barber		90	10.86%
Jerry Duck		155	18.70%
Brigid C. Forlenza		120	14.48%
Curt Jacobi		92	11.10%
Roseann Marchetti		177	21.35%
Bob Newton		91	10.98%
David St. Clair		104	12.55%
	Total...	829	100.00%

DEM - REPRESENTATIVE IN CONGRESS DISTRICT 6			(Final)
Paul Clements		43	100.00%
	Total...	43	100.00%

DEM - STATE REPRESENTATIVE 78TH DISTRICT			(Final)
Dean E. Hill		43	100.00%
	Total...	43	100.00%

DEM - WATER RESOURCES COMMISSIONER			(Final)
Tony Catanzarite		38	100.00%
	Total...	38	100.00%

DEM - ONTWA TOWNSHIP SUPERVISOR			(Final)
Jeremy Reece		33	100.00%
	Total...	33	100.00%

DEM - ONTWA TWP PCT 2 DELEGATE DEMOCRAT			(Final)
Judy Ashley		31	25.41%
Samantha Brousseau		33	27.05%
J. Wayne Falda		29	23.77%
David P. Taylor		29	23.77%
	Total...	122	100.00%

Cass County Drug Enforcement			(Final)
YES		178	64.96%

Cass_August2016_E

August 2, 2016

Precinct Report

Cass County

Ontwa Township, Precinct 2

Cass County Drug Enforcement			(Final)
NO		96	35.04%
	Total...	274	100.00%

Cass County Millage Proposition			(Final)
YES		204	73.38%
NO		74	26.62%
	Total...	278	100.00%

Ontwa Township Fire and Ambulance			(Final)
YES		232	81.69%
NO		52	18.31%
	Total...	284	100.00%

Ontwa Township Ambulance Service			(Final)
YES		195	69.89%
NO		84	30.11%
	Total...	279	100.00%

Ontwa Township Police Department Renewal			(Final)
YES		210	74.47%
NO		72	25.53%

Ontwa Township Precinct 1 AVCB

MANUAL ENTRY TURNOUT	102
REP-REPRESENTATIVE IN CONGRESS DISTRICT 6	
FRED UPTON	61
REP-STATE REPRESENTATIVE 78TH DISTRICT	
DAVE PAGEL	57
REP-PROSECUTING ATTORNEY	
VICTOR FITZ	62
REP-SHERIFF	
RICHARD BEHNKE	47
TIM COCHRAN	14
JAMES TERRY ELLIS	14
REP-CLERK/REGISTER OF DEEDS	
MONICA KENNEDY	67
REP-TREASURER	
LINDA PRUETT	66
REP-WATER RESOURCES COMMISSIONER	
BRUCE CAMPBELL	66
REP-SURVEYOR	
THOMAS A STEPHENSON	61
REP-COUNTY COMMISSIONER DISTRICT 4	
ROSEANN MARCHETTI	40
JAMES RALPH	35
REP-ONTWA TOWNSHIP SUPERVISOR	
JERRY MARCHETTI	53
REP-ONTWA TOWNSHIP CLERK	
TERI MCNAUGHTON	42
TINA VANBELLE	33

REP-ONTWA TOWNSHIP TREASURER	
MERYL A CHRISTENSEN	71
REP-ONTWA TOWNSHIP TRUSTEE	
DAWN BOLOCK	43
BOBBY DONNELLY	21
JERRY DUCK	48
JEFF KOZINSKI	48
FRITZ LAMBRIGHT	17
BILL MAHANEY	21
MIKE MROCZEK	24
DAN STUTSMAN	38
REP-ONTWA TOWNSHIP DELEGATE REPUBLICAN	
PHILIP ESAREY	38
JEFF VANBELLE	42
TINA VANBELLE	44
DEM-REPRESENTATIVE IN CONGRESS DISTRICT 6	
PAUL CLEMENTS	7
DEM-STATE REPRESENTATIVE 78TH DISTRICT	
DEAN E HILL	7
DEM-WATER RESOURCES COMMISSIONER	
TONY CATANZARITE	7
DEM-ONTWA TOWNSHIP SUPERVISOR	
JEREMY REECE	7
DEM-ONTWA TOWNSHIP DELEGATE DEMOCRAT	
TONY CATANZARITE	7
JACQUELINE TIGHE	7
RICK TIGHE SR	7
CASS COUNTY DRUG ENFORCEMENT	
YES	67
NO	31
CASS COUNTY MILLAGE PROPOSITION	
YES	71
NO	26

ONTWA TOWNSHIP FIRE AND AMBULANCE	
YES	82
NO	17
ONTWA TOWNSHIP AMBULANCE SERVICE	
YES	69
NO	29
ONTWA TOWNSHIP POLICE DEPARTMENT RENEWAL	
YES	68
NO	30

Ontwa Township Precinct 2 AVCB

MANUAL ENTRY TURNOUT	174
REP-REPRESENTATIVE IN CONGRESS DISTRICT 6	
FRED UPTON	105
REP-STATE REPRESENTATIVE 78TH DISTRICT	
DAVE PAGEL	105
REP-PROSECUTING ATTORNEY	
VICTOR FITZ	109
REP-SHERIFF	
RICHARD BEHNKE	81
TIM COCHRAN	24
JAMES TERRY ELLIS	17
REP-CLERK/REGISTER OF DEEDS	
MONICA KENNEDY	113
REP-TREASURER	
LINDA PRUETT	105
REP-WATER RESOURCES COMMISSIONER	
BRUCE CAMPBELL	112
REP-SURVEYOR	
THOMAS A STEPHENSON	108
REP-COUNTY COMMISSIONER DISTRICT 4	
ROSEANN MARCHETTI	85
JAMES RALPH	49
REP-ONTWA TOWNSHIP SUPERVISOR	
JERRY MARCHETTI	99
REP-ONTWA TOWNSHIP CLERK	
TERI MCNAUGHTON	58
TINA VANBELLE	67

REP-ONTWA TOWNSHIP TREASURER	
MERYL A CHRISTENSEN	119
REP-ONTWA TOWNSHIP TRUSTEE	
DAWN BOLOCK	88
BOBBY DONNELLY	29
JERRY DUCK	85
JEFF KOZINSKI	58
FRITZ LAMBRIGHT	53
BILL MAHANEY	28
MIKE MROCZEK	60
DAN STUTSMAN	60
REP-ONTWA TOWNSHIP DELEGATE REPUBLICAN	
LARRY BARBER	59
JERRY DUCK	92
BRIGID FORLENZA	71
CURT JACOBI	62
ROSEANN MARCHETTI	88
BOB NEWTON	63
DAVID ST CLAIR	64
DEM-REPRESENTATIVE IN CONGRESS DISTRICT 6	
PAUL CLEMENTS	19
DEM-STATE REPRESENTATIVE 78TH DISTRICT	
DEAN E HILL	18
DEM-WATER RESOURCES COMMISSIONER	
TONY CATANZARITE	17
DEM-ONTWA TOWNSHIP SUPERVISOR	
JEREMY REECE	15
DEM-ONTWA TOWNSHIP DELEGATE DEMOCRAT	
JUDY ASHLEY	11
SAMANTHA BROUSSEAU	10
J WAYNE FALDA	10
DAVID TAYLOR	15
CASS COUNTY DRUG ENFORCEMENT	

CASS COUNTY MILLAGE PROPOSITION

YES	113
NO	44

ONTWA TOWNSHIP FIRE AND AMBULANCE

YES	124
NO	40

ONTWA TOWNSHIP AMBULANCE SERVICE

YES	96
NO	65

ONTWA TOWNSHIP POLICE DEPARTMENT RENEWAL

YES	104
NO	60

Penn Township, Precinct 1

Registration & Turnout			0
Election Day Turnout		0	0.00%
AV Voting Locations Turnout		0	0.00%
Manual Entry Turnout		239	0.00%
SPR Host Turnout		0	0.00%
	Total...	239	0.00%

REP - REPRESENTATIVE IN CONGRESS DISTRICT 6			(Final)
Fred Upton		174	100.00%
	Total...	174	100.00%

REP - STATE REPRESENTATIVE 59TH DISTRICT			(Final)
Aaron Miller		171	100.00%
	Total...	171	100.00%

REP - PROSECUTING ATTORNEY			(Final)
Victor Fitz		175	100.00%
	Total...	175	100.00%

REP - SHERIFF			(Final)
Richard J. Behnke		145	72.86%
Tim Cochran		34	17.09%
James Terry Ellis		20	10.05%
	Total...	199	100.00%

REP - CLERK/REGISTER OF DEEDS			(Final)
Monica Kennedy		184	100.00%
	Total...	184	100.00%

REP - TREASURER			(Final)
Linda Pruett		176	100.00%
	Total...	176	100.00%

REP - WATER RESOURCES COMMISSIONER			(Final)
Bruce Campbell		177	100.00%
	Total...	177	100.00%

Penn Township, Precinct 1

REP - SURVEYOR			(Final)
Thomas A. Stephenson		172	100.00%
	Total...	172	100.00%

REP - COUNTY COMMISSIONER DISTRICT 2			(Final)
Dixie Ann File		172	100.00%
	Total...	172	100.00%

REP - PENN TOWNSHIP SUPERVISOR			(Final)
Richard D. Mickey		161	100.00%
	Total...	161	100.00%

REP - PENN TOWNSHIP CLERK			(Final)
Lisa J. Fitzsimons		162	100.00%
	Total...	162	100.00%

REP - PENN TOWNSHIP TREASURER			(Final)
Paul Rutherford		164	100.00%
	Total...	164	100.00%

REP - PENN TOWNSHIP TRUSTEE			(Final)
Roger W. Leach		152	51.01%
Lee H. Sparks		146	48.99%
	Total...	298	100.00%

REP - PENN TWP DELEGATE REPUBLICAN			(Final)
Rebekah D. Bowser		102	13.28%
Roger D. Bowser		98	12.76%
Michael Egan		103	13.41%
Diane G. Leach		120	15.63%
Dale E. Lyons		120	15.63%
Judith A. Lyons		106	13.80%
Suzanne H. Peterson		119	15.49%
	Total...	768	100.00%

DEM - REPRESENTATIVE IN CONGRESS DISTRICT 6			(Final)
Paul Clements		32	100.00%
	Total...	32	100.00%

DEM - STATE REPRESENTATIVE 59TH DISTRICT			(Final)
Carol L. Higgins		33	100.00%
	Total...	33	100.00%

DEM - WATER RESOURCES COMMISSIONER			(Final)
Tony Catanzarite		24	100.00%
	Total...	24	100.00%

DEM - PENN TWP DELEGATE DEMOCRAT			(Final)
Judy Ann Helpingstine		28	33.73%
Jeanne M. Jourdan		29	34.94%
Thomas R. Swartz		26	31.33%
	Total...	83	100.00%

Cass County Drug Enforcement			(Final)
YES		161	73.18%
NO		59	26.82%
	Total...	220	100.00%

Cass County Millage Proposition			(Final)
YES		168	77.06%
NO		50	22.94%
	Total...	218	100.00%

Pokagon Township, Precinct 1

Registration & Turnout			0
Election Day Turnout		0	0.00%
AV Voting Locations Turnout		0	0.00%
Manual Entry Turnout		0	0.00%
SPR Host Turnout		276	0.00%
	Total...	276	0.00%
REP - REPRESENTATIVE IN CONGRESS DISTRICT 6			(Final)
Fred Upton		184	100.00%
	Total...	184	100.00%
REP - STATE REPRESENTATIVE 59TH DISTRICT			(Final)
Aaron Miller		186	100.00%
	Total...	186	100.00%
REP - PROSECUTING ATTORNEY			(Final)
Victor Fitz		185	100.00%
	Total...	185	100.00%
REP - SHERIFF			(Final)
Richard J. Behnke		166	74.44%
Tim Cochran		41	18.39%
James Terry Ellis		16	7.17%
	Total...	223	100.00%
REP - CLERK/REGISTER OF DEEDS			(Final)
Monica Kennedy		188	100.00%
	Total...	188	100.00%
REP - TREASURER			(Final)
Linda Pruett		186	100.00%
	Total...	186	100.00%
REP - WATER RESOURCES COMMISSIONER			(Final)
Bruce Campbell		182	100.00%
	Total...	182	100.00%
REP - SURVEYOR			(Final)
Thomas A. Stephenson		186	100.00%
	Total...	186	100.00%
REP - COUNTY COMMISSIONER DISTRICT 7			(Final)
Wendy Alexander-Glaser		77	40.96%
Leon Anderson Jr.		111	59.04%
	Total...	188	100.00%
REP - POKAGON TOWNSHIP CLERK			(Final)
Renee Meiser		163	100.00%
	Total...	163	100.00%
REP - POKAGON TOWNSHIP TREASURER			(Final)
Kevin Young		169	100.00%
	Total...	169	100.00%
REP - POKAGON TOWNSHIP TRUSTEE			(Final)
Gary Mihills		123	44.73%
Robert N. Shaffer		152	55.27%
	Total...	275	100.00%
REP - POKAGON TWP DELEGATE REPUBLICAN			(Final)
Linda Pruett		144	59.50%
Lawerence Allen Simon		98	40.50%
	Total...	242	100.00%

Pokagon Township, Precinct 1

DEM - REPRESENTATIVE IN CONGRESS DISTRICT 6			(Final)
Paul Clements		36	100.00%
	Total...	36	100.00%

DEM - STATE REPRESENTATIVE 59TH DISTRICT			(Final)
Carol L. Higgins		33	100.00%
	Total...	33	100.00%

DEM - WATER RESOURCES COMMISSIONER			(Final)
Tony Catanzarite		32	100.00%
	Total...	32	100.00%

DEM - COUNTY COMMISSIONER DISTRICT 7			(Final)
E. Clark Cobb		32	100.00%
	Total...	32	100.00%

DEM - POKAGON TOWNSHIP SUPERVISOR			(Final)
Linda D. Preston		33	100.00%
	Total...	33	100.00%

Cass County Drug Enforcement			(Final)
YES		165	66.27%
NO		84	33.73%
	Total...	249	100.00%

Cass County Millage Proposition			(Final)
YES		173	69.76%
NO		75	30.24%
	Total...	248	100.00%

Porter Township, Precinct 1

Registration & Turnout			0
Election Day Turnout		0	0.00%
AV Voting Locations Turnout		0	0.00%
Manual Entry Turnout		0	0.00%
SPR Host Turnout		378	0.00%
	Total...	378	0.00%

REP - REPRESENTATIVE IN CONGRESS DISTRICT 6			(Final)
Fred Upton		291	100.00%
	Total...	291	100.00%

REP - STATE REPRESENTATIVE 59TH DISTRICT			(Final)
Aaron Miller		296	100.00%
	Total...	296	100.00%

REP - PROSECUTING ATTORNEY			(Final)
Victor Fitz		281	100.00%
	Total...	281	100.00%

REP - SHERIFF			(Final)
Richard J. Behnke		225	71.20%
Tim Cochran		57	18.04%
James Terry Ellis		34	10.76%
	Total...	316	100.00%

REP - CLERK/REGISTER OF DEEDS			(Final)
Monica Kennedy		274	100.00%
	Total...	274	100.00%

REP - TREASURER			(Final)
Linda Pruett		270	100.00%
	Total...	270	100.00%

Porter Township, Precinct 1

REP - WATER RESOURCES COMMISSIONER		(Final)
Bruce Campbell	270	100.00%
Total...	270	100.00%

REP - SURVEYOR		(Final)
Thomas A. Stephenson	268	100.00%
Total...	268	100.00%

REP - COUNTY COMMISSIONER DISTRICT 3		(Final)
Richard Affriseo	84	30.88%
Dwight Dyes	188	69.12%
Total...	272	100.00%

REP - PORTER TOWNSHIP SUPERVISOR		(Final)
Kim Evans	22	6.98%
Cory E. Marlow	91	28.89%
Steven A. Northrup	124	39.37%
Terry Schutter	78	24.76%
Total...	315	100.00%

REP - PORTER TOWNSHIP CLERK		(Final)
Honna Gableman	134	41.23%
Marty Russell	191	58.77%
Total...	325	100.00%

REP - PORTER TOWNSHIP TREASURER		(Final)
Helen Croninger	177	55.49%
Tom Lutz	142	44.51%
Total...	319	100.00%

REP - PORTER TOWNSHIP TRUSTEE		(Final)
Tom Harman	152	28.95%
David Nagy	89	16.95%
Julie Paksi	91	17.33%
Robert W. Schultze	65	12.38%
Leard Wylie	128	24.38%
Total...	525	100.00%

REP - PORTER TWP PCT 1 DELEGATE REPUBLICAN		(Final)
Charles Konneck	204	25.03%
Diane Konneck	199	24.42%
Susan White	213	26.13%
William M. White	199	24.42%
Total...	815	100.00%

DEM - REPRESENTATIVE IN CONGRESS DISTRICT 6		(Final)
Paul Clements	19	100.00%
Total...	19	100.00%

DEM - STATE REPRESENTATIVE 59TH DISTRICT		(Final)
Carol L. Higgins	19	100.00%
Total...	19	100.00%

DEM - WATER RESOURCES COMMISSIONER		(Final)
Tony Catanzarite	19	100.00%
Total...	19	100.00%

Cass County Drug Enforcement		(Final)
YES	230	68.05%
NO	108	31.95%
Total...	338	100.00%

Cass County Millage Proposition		(Final)
YES	237	69.50%

Porter Township, Precinct 1

Cass County Millage Proposition			(Final)
NO		104	30.50%
	Total...	341	100.00%

Porter Township, Precinct 2

Registration & Turnout			0
Election Day Turnout		0	0.00%
AV Voting Locations Turnout		0	0.00%
Manual Entry Turnout		312	0.00%
SPR Host Turnout		0	0.00%
	Total...	312	0.00%
REP - REPRESENTATIVE IN CONGRESS DISTRICT 6			(Final)
Fred Upton		225	100.00%
	Total...	225	100.00%
REP - STATE REPRESENTATIVE 59TH DISTRICT			(Final)
Aaron Miller		215	100.00%
	Total...	215	100.00%
REP - PROSECUTING ATTORNEY			(Final)
Victor Fitz		210	100.00%
	Total...	210	100.00%
REP - SHERIFF			(Final)
Richard J. Behnke		159	67.95%
Tim Cochran		48	20.51%
James Terry Ellis		27	11.54%
	Total...	234	100.00%
REP - CLERK/REGISTER OF DEEDS			(Final)
Monica Kennedy		210	100.00%
	Total...	210	100.00%
REP - TREASURER			(Final)
Linda Pruett		211	100.00%
	Total...	211	100.00%
REP - WATER RESOURCES COMMISSIONER			(Final)
Bruce Campbell		203	100.00%
	Total...	203	100.00%
REP - SURVEYOR			(Final)
Thomas A. Stephenson		200	100.00%
	Total...	200	100.00%
REP - COUNTY COMMISSIONER DISTRICT 3			(Final)
Richard Affriseo		34	17.35%
Dwight Dyes		162	82.65%
	Total...	196	100.00%
REP - PORTER TOWNSHIP SUPERVISOR			(Final)
Kim Evans		23	8.98%
Cory E. Marlow		99	38.67%
Steven A. Northrup		60	23.44%
Terry Schutter		74	28.91%
	Total...	256	100.00%
REP - PORTER TOWNSHIP CLERK			(Final)
Honna Gableman		125	47.89%
Marty Russell		136	52.11%
	Total...	261	100.00%
REP - PORTER TOWNSHIP TREASURER			(Final)
Helen Croninger		117	44.32%

Porter Township, Precinct 2

REP - PORTER TOWNSHIP TREASURER			(Final)
Tom Lutz		147	55.68%
	Total...	264	100.00%

REP - PORTER TOWNSHIP TRUSTEE			(Final)
Tom Harman		140	33.73%
David Nagy		58	13.98%
Julie Paksi		63	15.18%
Robert W. Schultze		93	22.41%
Leard Wylie		61	14.70%
	Total...	415	100.00%

REP - PORTER TWP PCT 2 DELEGATE REPUBLICAN			(Final)
Diane Erickson		181	53.08%
Joseph Gross		160	46.92%
	Total...	341	100.00%

DEM - REPRESENTATIVE IN CONGRESS DISTRICT 6			(Final)
Paul Clements		13	100.00%
	Total...	13	100.00%

DEM - STATE REPRESENTATIVE 59TH DISTRICT			(Final)
Carol L. Higgins		14	100.00%
	Total...	14	100.00%

DEM - WATER RESOURCES COMMISSIONER			(Final)
Tony Catanzarite		10	100.00%
	Total...	10	100.00%

Cass County Drug Enforcement			(Final)
YES		136	57.87%
NO		99	42.13%
	Total...	235	100.00%

Cass County Millage Proposition			(Final)
YES		145	61.18%
NO		92	38.82%
	Total...	237	100.00%

Silver Creek Township, Precinct 1

Registration & Turnout			0
Election Day Turnout		0	0.00%
AV Voting Locations Turnout		0	0.00%
Manual Entry Turnout		0	0.00%
SPR Host Turnout		428	0.00%
	Total...	428	0.00%

REP - REPRESENTATIVE IN CONGRESS DISTRICT 6			(Final)
Fred Upton		324	100.00%
	Total...	324	100.00%

REP - STATE REPRESENTATIVE 78TH DISTRICT			(Final)
Dave Pagel		329	100.00%
	Total...	329	100.00%

REP - PROSECUTING ATTORNEY			(Final)
Victor Fitz		323	100.00%
	Total...	323	100.00%

REP - SHERIFF			(Final)
Richard J. Behnke		342	88.37%
Tim Cochran		26	6.72%
James Terry Ellis		19	4.91%
	Total...	387	100.00%

Silver Creek Township, Precinct 1

REP - CLERK/REGISTER OF DEEDS			(Final)
Monica Kennedy		329	100.00%
	Total...	329	100.00%
REP - TREASURER			**(Final)**
Linda Pruett		328	100.00%
	Total...	328	100.00%
REP - WATER RESOURCES COMMISSIONER			**(Final)**
Bruce Campbell		323	100.00%
	Total...	323	100.00%
REP - SURVEYOR			**(Final)**
Thomas A. Stephenson		322	100.00%
	Total...	322	100.00%
REP - COUNTY COMMISSIONER DISTRICT 1			**(Final)**
Lazarus Alexander		6	1.60%
Terry Ausra		272	72.34%
Robert A. Wagel		98	26.06%
	Total...	376	100.00%
REP - SILVER CREEK TOWNSHIP SUPERVISOR			**(Final)**
Bill Saunders		316	100.00%
	Total...	316	100.00%
REP - SILVER CREEK TOWNSHIP CLERK			**(Final)**
Barbara Runyon		315	100.00%
	Total...	315	100.00%
REP - SILVER CREEK TOWNSHIP TREASURER			**(Final)**
Maureen Sullivan-Kuriata		313	100.00%
	Total...	313	100.00%
REP - SILVER CREEK TOWNSHIP TRUSTEE			**(Final)**
Mike Glynn		285	57.11%
William R. Zuhl		214	42.89%
	Total...	499	100.00%
REP - SILVER CREEK TWP DELEGATE REPUBLICAN			**(Final)**
Richard J. Behnke		298	15.29%
Rhonda de Varona		127	6.52%
Abbie Feirick		107	5.49%
Mike Glynn		206	10.57%
Todd A. Herter		188	9.65%
John Joossens		57	2.92%
Karen Langley		118	6.05%
Thomas Langley		105	5.39%
Bruce Nevins		131	6.72%
Barbara Runyon		206	10.57%
Bill Saunders		199	10.21%
Maureen Sullivan-Kuriata		207	10.62%
	Total...	1,949	100.00%
DEM - REPRESENTATIVE IN CONGRESS DISTRICT 6			**(Final)**
Paul Clements		29	100.00%
	Total...	29	100.00%
DEM - STATE REPRESENTATIVE 78TH DISTRICT			**(Final)**
Dean E. Hill		28	100.00%
	Total...	28	100.00%

Cass_August2016_E

August 2, 2016

Precinct Report

Cass County

Silver Creek Township, Precinct 1

DEM - WATER RESOURCES COMMISSIONER			(Final)
Tony Catanzarite		25	100.00%
	Total...	25	100.00%

DEM - SILVER CREEK TWP DELEGATE DEMOCRAT			(Final)
James Jerue		27	100.00%
	Total...	27	100.00%

Cass County Drug Enforcement			(Final)
YES		274	71.92%
NO		107	28.08%
	Total...	381	100.00%

Cass County Millage Proposition			(Final)
YES		279	72.66%
NO		105	27.34%
	Total...	384	100.00%

Silver Creek Township AVCB

MANUAL ENTRY TURNOUT	151
REP-REPRESENTATIVE IN CONGRESS DISTRICT 6	
FRED UPTON	97
REP-STATE REPRESENTATIVE 78TH DISTRICT	
DAVE PAGEL	109
REP-PROSECUTING ATTORNEY	
VICTOR FITZ	101
REP-SHERIFF	
RICHARD BEHNKE	104
TIM COCHRAN	25
JAMES TERRY ELLIS	5
REP-CLERK/REGISTER OF DEEDS	
MONICA KENNEDY	107
REP-TREASURER	
LINDA PRUETT	106
REP-WATER RESOURCES COMMISSIONER	
BRUCE CAMPBELL	106
REP-SURVEYOR	
THOMAS A STEPHENSON	105
REP-COUNTY COMMISSIONER DISTRICT 1	
LAZARUS ALEXANDER	5
TERRY AUSRA	81
ROBERT A WAGEL	47
REP-SILVER CREEK TOWNSHIP SUPERVISOR	
BILL SAUNDERS	112
REP-SILVER CREEK TOWNSHIP CLERK	
BARBARA RUNYON	111
REP-SILVER CREEK TOWNSHIP TREASURER	

MAUREEN SULLIVAN-KURIATA	115
REP-SILVER CREEK TOWNSHIP TRUSTEE	
MIKE GLYNN	103
WILLIAM R ZUHL	86
REP-SILVER CREEK TOWNSHIP DELEGATE REUBLICAN	
RICHARD J BEHNKE	99
RHONDA DE VARONA	51
ABBIE FEIRICK	47
MIKE GLYNN	82
TODD A HERTER	70
JOHN JOOSSENS	27
KAREN LANGLEY	54
THOMAS LANGLEY	49
BRUCE NEVINS	43
BARBARA RUNYON	96
BILL SAUNDERS	85
MAUREEN SULLIVAN-KURIATA	89
DEM-REPRESENTATIVE IN CONGRESS DISTRICT 6	
PAUL CLEMENTS	11
DEM-STATE REPRESENTATIVE 78TH DISTRICT	
DEAN E HILL	9
DEM-WATER RESOURCES COMMISSIONER	
TONY CATANZARITE	9
DEM-SILVER CREEK TOWNSHIP DELEGATE DEMOCRAT	
JAMES JERUE	8
CASS COUNTY DRUG ENFORCEMENT	
YES	102
NO	37
CASS COUNTY MILLAGE PROPOSITION	
YES	107
NO	31

Volinia Township, Precinct 1

Registration & Turnout			0
Election Day Turnout		0	0.00%
AV Voting Locations Turnout		0	0.00%
Manual Entry Turnout		154	0.00%
SPR Host Turnout		0	0.00%
	Total...	154	0.00%
REP - REPRESENTATIVE IN CONGRESS DISTRICT 6			(Final)
Fred Upton		100	100.00%
	Total...	100	100.00%
REP - STATE REPRESENTATIVE 59TH DISTRICT			(Final)
Aaron Miller		108	100.00%
	Total...	108	100.00%
REP - PROSECUTING ATTORNEY			(Final)
Victor Fitz		102	100.00%
	Total...	102	100.00%
REP - SHERIFF			(Final)
Richard J. Behnke		93	76.23%
Tim Cochran		22	18.03%
James Terry Ellis		7	5.74%
	Total...	122	100.00%
REP - CLERK/REGISTER OF DEEDS			(Final)
Monica Kennedy		104	100.00%
	Total...	104	100.00%
REP - TREASURER			(Final)
Linda Pruett		101	100.00%
	Total...	101	100.00%
REP - WATER RESOURCES COMMISSIONER			(Final)
Bruce Campbell		106	100.00%
	Total...	106	100.00%
REP - SURVEYOR			(Final)
Thomas A. Stephenson		102	100.00%
	Total...	102	100.00%
REP - COUNTY COMMISSIONER DISTRICT 2			(Final)
Dixie Ann File		103	100.00%
	Total...	103	100.00%

Volinia Township, Precinct 1

REP - VOLINIA TOWNSHIP SUPERVISOR			(Final)
Gwenn Johnson		109	100.00%
	Total...	109	100.00%

REP - VOLINIA TOWNSHIP CLERK			(Final)
Carol Walden		104	100.00%
	Total...	104	100.00%

REP - VOLINIA TOWNSHIP TREASURER			(Final)
Doreen Williams		106	100.00%
	Total...	106	100.00%

REP - VOLINIA TOWNSHIP TRUSTEE			(Final)
Donald L. Huff		99	54.10%
Harry R. Rasmussen III		84	45.90%
	Total...	183	100.00%

REP - VOLINIA TWP DELEGATE REPUBLICAN			(Final)
Brian McKenzie		85	47.75%
Keith H. McKenzie		93	52.25%
	Total...	178	100.00%

DEM - REPRESENTATIVE IN CONGRESS DISTRICT 6			(Final)
Paul Clements		16	100.00%
	Total...	16	100.00%

DEM - STATE REPRESENTATIVE 59TH DISTRICT			(Final)
Carol L. Higgins		15	100.00%
	Total...	15	100.00%

DEM - WATER RESOURCES COMMISSIONER			(Final)
Tony Catanzarite		12	100.00%
	Total...	12	100.00%

DEM - VOLINIA TWP DELEGATE DEMOCRAT			(Final)
Cathy LaPointe		15	100.00%
	Total...	15	100.00%

Cass County Drug Enforcement			(Final)
YES		110	72.37%
NO		42	27.63%
	Total...	152	100.00%

Cass County Millage Proposition			(Final)
YES		95	62.09%
NO		58	37.91%
	Total...	153	100.00%

Volinia Township Fire and Emergency			(Final)
YES		113	79.02%
NO		30	20.98%
	Total...	143	100.00%

Wayne Township, Precinct 1

Registration & Turnout			0
Election Day Turnout		0	0.00%
AV Voting Locations Turnout		0	0.00%
Manual Entry Turnout		0	0.00%
SPR Host Turnout		462	0.00%
	Total...	462	0.00%

REP - REPRESENTATIVE IN CONGRESS DISTRICT 6			(Final)
Fred Upton		342	100.00%
	Total...	342	100.00%

Wayne Township, Precinct 1

REP - STATE REPRESENTATIVE 59TH DISTRICT			(Final)
Aaron Miller		355	100.00%
	Total...	355	100.00%

REP - PROSECUTING ATTORNEY			(Final)
Victor Fitz		334	100.00%
	Total...	334	100.00%

REP - SHERIFF			(Final)
Richard J. Behnke		366	89.05%
Tim Cochran		28	6.81%
James Terry Ellis		17	4.14%
	Total...	411	100.00%

REP - CLERK/REGISTER OF DEEDS			(Final)
Monica Kennedy		341	100.00%
	Total...	341	100.00%

REP - TREASURER			(Final)
Linda Pruett		350	100.00%
	Total...	350	100.00%

REP - WATER RESOURCES COMMISSIONER			(Final)
Bruce Campbell		348	100.00%
	Total...	348	100.00%

REP - SURVEYOR			(Final)
Thomas A. Stephenson		337	100.00%
	Total...	337	100.00%

REP - COUNTY COMMISSIONER DISTRICT 1			(Final)
Lazarus Alexander		10	2.49%
Terry Ausra		220	54.86%
Robert A. Wagel		171	42.64%
	Total...	401	100.00%

REP - WAYNE TOWNSHIP SUPERVISOR			(Final)
Frank Lorrin Butts		352	100.00%
	Total...	352	100.00%

REP - WAYNE TOWNSHIP CLERK			(Final)
Kurt Reich		346	100.00%
	Total...	346	100.00%

REP - WAYNE TOWNSHIP TREASURER			(Final)
Judith Anne Fusko		344	100.00%
	Total...	344	100.00%

REP - WAYNE TOWNSHIP TRUSTEE			(Final)
James Griggs		283	51.55%
Frank H. Maley		266	48.45%
	Total...	549	100.00%

REP - WAYNE TWP DELEGATE REPUBLICAN			(Final)
Lazarus Alexander		189	9.87%
Frank L. Butts		316	16.51%
Michelle Dowsett		221	11.55%
Thomas Dowsett		227	11.86%
Daryl Keesler		240	12.54%
Jeffrey L. Larsen		204	10.66%
Kurt Reich		285	14.89%
Angie Steinman		232	12.12%
	Total...	1,914	100.00%

Wayne Township, Precinct 1

DEM - REPRESENTATIVE IN CONGRESS DISTRICT 6			(Final)
Paul Clements		36	100.00%
	Total...	36	100.00%

DEM - STATE REPRESENTATIVE 59TH DISTRICT			(Final)
Carol L. Higgins		34	100.00%
	Total...	34	100.00%

DEM - WATER RESOURCES COMMISSIONER			(Final)
Tony Catanzarite		29	100.00%
	Total...	29	100.00%

DEM - WAYNE TWP DELEGATE DEMOCRAT			(Final)
Patty Bunner		28	100.00%
	Total...	28	100.00%

Cass County Drug Enforcement			(Final)
YES		304	71.70%
NO		120	28.30%
	Total...	424	100.00%

Cass County Millage Proposition			(Final)
YES		320	75.29%
NO		105	24.71%
	Total...	425	100.00%

City of Dowagiac, Ward 1, Pct 1

Registration & Turnout			0
Election Day Turnout		0	0.00%
AV Voting Locations Turnout		0	0.00%
Manual Entry Turnout		0	0.00%
SPR Host Turnout		156	0.00%
	Total...	156	0.00%

REP - REPRESENTATIVE IN CONGRESS DISTRICT 6			(Final)
Fred Upton		86	100.00%
	Total...	86	100.00%

REP - STATE REPRESENTATIVE 59TH DISTRICT			(Final)
Aaron Miller		79	100.00%
	Total...	79	100.00%

REP - PROSECUTING ATTORNEY			(Final)
Victor Fitz		80	100.00%
	Total...	80	100.00%

REP - SHERIFF			(Final)
Richard J. Behnke		79	79.00%
Tim Cochran		12	12.00%
James Terry Ellis		9	9.00%
	Total...	100	100.00%

REP - CLERK/REGISTER OF DEEDS			(Final)
Monica Kennedy		80	100.00%
	Total...	80	100.00%

REP - TREASURER			(Final)
Linda Pruett		83	100.00%
	Total...	83	100.00%

REP - WATER RESOURCES COMMISSIONER			(Final)
Bruce Campbell		80	100.00%
	Total...	80	100.00%

City of Dowagiac, Ward 1, Pct 1

REP - SURVEYOR			(Final)
Thomas A. Stephenson		77	100.00%
	Total...	77	100.00%

REP - COUNTY COMMISSIONER DISTRICT 7			(Final)
Wendy Alexander-Glaser		28	29.47%
Leon Anderson Jr.		67	70.53%
	Total...	95	100.00%

REP - CITY OF DOWAGIAC WARD 1 REPUBLICAN			(Final)
Leon C. Anderson Jr.		61	59.80%
Ravan M. Bakeman		41	40.20%
	Total...	102	100.00%

DEM - REPRESENTATIVE IN CONGRESS DISTRICT 6			(Final)
Paul Clements		40	100.00%
	Total...	40	100.00%

DEM - STATE REPRESENTATIVE 59TH DISTRICT			(Final)
Carol L. Higgins		36	100.00%
	Total...	36	100.00%

DEM - WATER RESOURCES COMMISSIONER			(Final)
Tony Catanzarite		32	100.00%
	Total...	32	100.00%

DEM - COUNTY COMMISSIONER DISTRICT 7			(Final)
E. Clark Cobb		33	100.00%
	Total...	33	100.00%

DEM - CITY OF DOWAGIAC WARD 1 DEMOCRAT			(Final)
Ernie Kurdys		26	44.07%
Jeff Mathis		33	55.93%
	Total...	59	100.00%

Cass County Drug Enforcement			(Final)
YES		91	66.91%
NO		45	33.09%
	Total...	136	100.00%

Cass County Millage Proposition			(Final)
YES		107	77.54%
NO		31	22.46%
	Total...	138	100.00%

City of Dowagiac, Ward 2, Pct 2

Registration & Turnout			0
Election Day Turnout		0	0.00%
AV Voting Locations Turnout		0	0.00%
Manual Entry Turnout		0	0.00%
SPR Host Turnout		232	0.00%
	Total...	232	0.00%

REP - REPRESENTATIVE IN CONGRESS DISTRICT 6			(Final)
Fred Upton		152	100.00%
	Total...	152	100.00%

REP - STATE REPRESENTATIVE 59TH DISTRICT			(Final)
Aaron Miller		152	100.00%
	Total...	152	100.00%

REP - PROSECUTING ATTORNEY			(Final)
Victor Fitz		147	100.00%
	Total...	147	100.00%

City of Dowagiac, Ward 2, Pct 2

REP - SHERIFF			(Final)
Richard J. Behnke		174	90.63%
Tim Cochran		12	6.25%
James Terry Ellis		6	3.13%
	Total...	192	100.00%

REP - CLERK/REGISTER OF DEEDS			(Final)
Monica Kennedy		157	100.00%
	Total...	157	100.00%

REP - TREASURER			(Final)
Linda Pruett		158	100.00%
	Total...	158	100.00%

REP - WATER RESOURCES COMMISSIONER			(Final)
Bruce Campbell		152	100.00%
	Total...	152	100.00%

REP - SURVEYOR			(Final)
Thomas A. Stephenson		149	100.00%
	Total...	149	100.00%

REP - COUNTY COMMISSIONER DISTRICT 7			(Final)
Wendy Alexander-Glaser		51	29.31%
Leon Anderson Jr.		123	70.69%
	Total...	174	100.00%

REP - CITY OF DOWAGIAC WARD 2 REPUBLICAN			(Final)
G. Bruce Laing		115	28.47%
Sarah Mathews		100	24.75%
Lauren Woodhouse Spaulding		89	22.03%
Donald Graham Woodhouse		100	24.75%
	Total...	404	100.00%

DEM - REPRESENTATIVE IN CONGRESS DISTRICT 6			(Final)
Paul Clements		25	100.00%
	Total...	25	100.00%

DEM - STATE REPRESENTATIVE 59TH DISTRICT			(Final)
Carol L. Higgins		24	100.00%
	Total...	24	100.00%

DEM - WATER RESOURCES COMMISSIONER			(Final)
Tony Catanzarite		22	100.00%
	Total...	22	100.00%

DEM - COUNTY COMMISSIONER DISTRICT 7			(Final)
E. Clark Cobb		27	100.00%
	Total...	27	100.00%

DEM - CITY OF DOWAGIAC WARD 2 DEMOCRAT			(Final)
E. Clark Cobb		26	100.00%
	Total...	26	100.00%

Cass County Drug Enforcement			(Final)
YES		170	82.13%
NO		37	17.87%
	Total...	207	100.00%

Cass County Millage Proposition			(Final)
YES		180	86.96%
NO		27	13.04%
	Total...	207	100.00%

City of Dowagiac, Ward 3, Pct 3

Registration & Turnout			0
Election Day Turnout		0	0.00%
AV Voting Locations Turnout		0	0.00%
Manual Entry Turnout		0	0.00%
SPR Host Turnout		142	0.00%
	Total...	142	0.00%
REP - REPRESENTATIVE IN CONGRESS DISTRICT 6			(Final)
Fred Upton		88	100.00%
	Total...	88	100.00%
REP - STATE REPRESENTATIVE 59TH DISTRICT			(Final)
Aaron Miller		86	100.00%
	Total...	86	100.00%
REP - PROSECUTING ATTORNEY			(Final)
Victor Fitz		86	100.00%
	Total...	86	100.00%
REP - SHERIFF			(Final)
Richard J. Behnke		101	92.66%
Tim Cochran		4	3.67%
James Terry Ellis		4	3.67%
	Total...	109	100.00%
REP - CLERK/REGISTER OF DEEDS			(Final)
Monica Kennedy		87	100.00%
	Total...	87	100.00%
REP - TREASURER			(Final)
Linda Pruett		90	100.00%
	Total...	90	100.00%
REP - WATER RESOURCES COMMISSIONER			(Final)
Bruce Campbell		87	100.00%
	Total...	87	100.00%
REP - SURVEYOR			(Final)
Thomas A. Stephenson		86	100.00%
	Total...	86	100.00%
REP - COUNTY COMMISSIONER DISTRICT 1			(Final)
Lazarus Alexander		0	0.00%
Terry Ausra		8	47.06%
Robert A. Wagel		9	52.94%
	Total...	17	100.00%
REP - COUNTY COMMISSIONER DISTRICT 7			(Final)
Wendy Alexander-Glaser		28	32.18%
Leon Anderson Jr.		59	67.82%
	Total...	87	100.00%
REP - CITY OF DOWAGIAC WARD 3 REPUBLICAN			(Final)
Stacey Alan Wilder		79	100.00%
	Total...	79	100.00%
DEM - REPRESENTATIVE IN CONGRESS DISTRICT 6			(Final)
Paul Clements		22	100.00%
	Total...	22	100.00%
DEM - STATE REPRESENTATIVE 59TH DISTRICT			(Final)
Carol L. Higgins		19	100.00%
	Total...	19	100.00%

City of Dowagiac, Ward 3, Pct 3

DEM - WATER RESOURCES COMMISSIONER			(Final)
Tony Catanzarite		16	100.00%
	Total...	16	100.00%

DEM - COUNTY COMMISSIONER DISTRICT 7			(Final)
E. Clark Cobb		20	100.00%
	Total...	20	100.00%

DEM - CITY OF DOWAGIAC WARD 3 DEMOCRAT			(Final)
Mike Moroz		17	58.62%
Linda S. Pollard		12	41.38%
	Total...	29	100.00%

Cass County Drug Enforcement			(Final)
YES		108	80.00%
NO		27	20.00%
	Total...	135	100.00%

Cass County Millage Proposition			(Final)
YES		111	82.84%
NO		23	17.16%
	Total...	134	100.00%

State of Michigan)
County of Cass) SS.

The Board of Canvassers of the County of Cass, having Ascertained and Canvassed the Votes of Said Cass County, at the Election held on the 2nd day of August, two thousand and sixteen:

Do Hereby Certify and Determine

COUNTY

That Victor Fitz having received the largest number of votes is the nominated candidate by the Republican Party for the office of County Prosecuting Attorney.

That Richard J. Behnke having received the largest number of votes is the nominated candidate by the Republican Party for the office of County Sheriff.

That Monica Kennedy having received the largest number of votes is the nominated candidate by the Republican Party for the office of County Clerk/Register of Deeds.

That Linda Pruett having received the largest number of votes is the nominated candidate by the Republican Party for the office of County Treasurer.

That Bruce Campbell having received the largest number of votes is the nominated candidate by the Republican Party for the office of County Water Resources Commissioner.

That Tony Catanzarite having received the largest number of votes is the nominated candidate by the Democratic Party for the office of County Water Resources Commissioner.

That Thomas A. Stephenson having received the largest number of votes is the nominated candidate by the Republican Party for the office of County Surveyor.

That Terry Ausra having received the largest number of votes is the nominated candidate by the Republican Party for the office of County Commissioner District 1.

That Dixie Ann File having received the largest number of votes is the nominated candidate by the Republican Party for the office of County Commissioner District 2.

That Dwight W. Dyes having received the largest number of votes is the nominated candidate by the Republican Party for the office of County Commissioner District 3.

That Roseann Marchetti having received the largest number of votes is the nominated candidate by the Republican Party for the office of County Commissioner District 4.

That Robert L. Ziliak having received the largest number of votes is the nominated candidate by the Republican Party for the office of County Commissioner District 5.

That Michael D. Grice having received the largest number of votes is the nominated candidate by the Republican Party for the office of County Commissioner District 6.

That Leon Anderson, Jr. having received the largest number of votes is the nominated candidate by the Republican Party for the office of County Commissioner District 7.

That E. Clark Cobb having received the largest number of votes is the nominated candidate by the Democratic Party for the office of County Commissioner District 7.

CALVIN TOWNSHIP

That Adrienne D. Glover having received the largest number of votes is the nominated candidate by the Democratic Party for the office of Calvin Township Supervisor.

That Leozie S. Broadnax having received the largest number of votes is the nominated candidate by the Democratic Party for the office of Calvin Township Clerk.

That Rosemary Gillam having received the largest number of votes is the nominated candidate by the Democratic Party for the office of Calvin Township Treasurer.

That Keith D. Carter having received the largest number of votes is the nominated candidate by the Republican Party for the office of Calvin Township Trustee.

That Rebecca R. Mitchell having received the largest number of votes is the nominated candidate by the Democratic Party for the office of Calvin Township Trustee.

HOWARD TOWNSHIP

That Craig Bradfield having received the largest number of votes is the nominated candidate by the Republican Party for the office of Howard Township Supervisor.

That Sheri Wozniak having received the largest number of votes is the nominated candidate by the Democratic Party for the office of Howard Township Clerk.

That Linda Rudlaff having received the largest number of votes is the nominated candidate by the Republican Party for the office of Howard Township Treasurer.

That Mike Daly having received the largest number of votes is the nominated candidate by the Republican Party for the office of Howard Township Trustee.

That Billy J. Kasprzak having received the largest number of votes is the nominated candidate by the Republican Party for the office of Howard Township Trustee.

That Michael Gordon having received the largest number of votes is the nominated candidate by the Democratic Party for the office of Howard Township Trustee.

That Hank Johnson having received the largest number of votes is the nominated candidate by the Democratic Party for the office of Howard Township Trustee.

That Jan Gordon having received the largest number of votes is the nominated candidate by the Democratic Party for the office of Howard Township Park Commissioner.

JEFFERSON TOWNSHIP

That Harold Eltzroth having received the largest number of votes is the nominated candidate by the Republican Party for the office of Jefferson Township Supervisor.

That Leroy McNeary having received the largest number of votes is the nominated candidate by the Republican Party for the office of Jefferson Township Clerk.

That Lotte Kirstein having received the largest number of votes is the nominated candidate by the Democratic Party for the office of Jefferson Township Treasurer.

That Dean M. Hass having received the largest number of votes is the nominated candidate by the Republican Party for the office of Jefferson Township Trustee.

LAGRANGE TOWNSHIP

That Robert K. Wright having received the largest number of votes is the nominated candidate by the Democratic Party for the office of LaGrange Township Supervisor.

That Amy J. Juroff having received the largest number of votes is the nominated candidate by the Democratic Party for the office of LaGrange Township Clerk.

That Naomi J. Criswell having received the largest number of votes is the nominated candidate by the Republican Party for the office of LaGrange Township Treasurer.

That Jay W. Brackensick having received the largest number of votes is the nominated candidate by the Republican Party for the office of LaGrange Township Trustee.

That Paul D. File having received the largest number of votes is the nominated candidate by the Republican Party for the office of LaGrange Township Trustee.

That Jason Gatties having received the largest number of votes is the nominated candidate by the Democratic Party for the office of LaGrange Township Trustee.

MARCELLUS TOWNSHIP

That Edward Koshar having received the largest number of votes is the nominated candidate by the Republican Party for the office of Marcellus Township Supervisor.

That Lawrence S. Davis having received the largest number of votes is the nominated candidate by the Democratic Party for the office of Marcellus Township Supervisor.

That Paulette Hutson having received the largest number of votes is the nominated candidate by the Republican Party for the office of Marcellus Township Clerk.

That Ann M. Webb having received the largest number of votes is the nominated candidate by the Democratic Party for the office of Marcellus Township Clerk.

That Sandra Bauer having received the largest number of votes is the nominated candidate by the Democratic Party for the office of Marcellus Township Treasurer.

That Donald Hess having received the largest number of votes is the nominated candidate by the Republican Party for the office of Marcellus Township Trustee.

That Mary Peoples having received the largest number of votes is the nominated candidate by the Republican Party for the office of Marcellus Township Trustee.

MASON TOWNSHIP

That John Brandt having received the largest number of votes is the nominated candidate by the Republican Party for the office of Mason Township Supervisor.

That Janet Dull having received the largest number of votes is the nominated candidate by the Republican Party for the office of Mason Township Clerk.

That Arlene M. Chew having received the largest number of votes is the nominated candidate by the Republican Party for the office of Mason Township Treasurer.

That David Allen having received the largest number of votes is the nominated candidate by the Republican Party for the office of Mason Township Trustee.

That Jerry R. Myers having received the largest number of votes is the nominated candidate by the Republican Party for the office of Mason Township Trustee.

MILTON TOWNSHIP

That Robert W. Benjamin having received the largest number of votes is the nominated candidate by the Republican Party for the office of Milton Township Supervisor.

That Steven Sante having received the largest number of votes is the nominated candidate by the Republican Party for the office of Milton Township Clerk.

That Susan Flowers having received the largest number of votes is the nominated candidate by the Republican Party for the office of Milton Township Treasurer.

That Eric Renken having received the largest number of votes is the nominated candidate by the Republican Party for the office of Milton Township Trustee.

That Kelly Sweeney having received the largest number of votes is the nominated candidate by the Republican Party for the office of Milton Township Trustee.

NEWBERG TOWNSHIP

That Willis Norton having received the largest number of votes is the nominated candidate by the Democratic Party for the office of Newberg Township Supervisor.

That Nancy Hotovy having received the largest number of votes is the nominated candidate by the Republican Party for the office of Newberg Township Treasurer.

That James Rifenberg having received the largest number of votes is the nominated candidate by the Republican Party for the office of Newberg Township Trustee.

That Gerald Salmen having received the largest number of votes is the nominated candidate by the Republican Party for the office of Newberg Township Trustee.

ONTWA TOWNSHIP

That Jerry Marchetti having received the largest number of votes is the nominated candidate by the Republican Party for the office of Ontwa Township Supervisor.

That Jeremy Reece having received the largest number of votes is the nominated candidate by the Democratic Party for the office Ontwa Township Supervisor.

That Tina VanBelle having received the largest number of votes is the nominated candidate by the Republican Party for the office of Ontwa Township Clerk.

That Meryl A. Christensen having received the largest number of votes is the nominated candidate by the Republican Party for the office of Ontwa Township Treasurer.

That Dawn Bolock having received the largest number of votes is the nominated candidate by the Republican Party for the office of Ontwa Township Trustee.

That Jerry Duck having received the largest number of votes is the nominated candidate by the Republican Party for the office of Ontwa Township Trustee.

That Dan Stutsman having received the largest number of votes is the nominated candidate by the Republican Party for the office of Ontwa Township Trustee.

That Jeff Kozinski having received the largest number of votes is the nominated candidate by the Republican Party for the office of Ontwa Township Trustee.

PENN TOWNSHIP

That Richard D. Mickey having received the largest number of votes is the nominated candidate by the Republican Party for the office of Penn Township Supervisor.

That Lisa J. Fitzsimons having received the largest number of votes is the nominated candidate by the Republican Party for the office of Penn Township Clerk.

That Paul Rutherford having received the largest number of votes is the nominated candidate by the Republican Party for the office of Penn Township Treasurer.

That Roger W. Leach having received the largest number of votes is the nominated candidate by the Republican Party for the office of Penn Township Trustee.

That Lee H. Sparks having received the largest number of votes is the nominated candidate by the Republican Party for the office of Penn Township Trustee.

POKAGON TOWNSHIP

That Linda D. Preston having received the largest number of votes is the nominated candidate by the Democratic Party for the office of Pokagon Township Supervisor.

That Renee Meiser having received the largest number of votes is the nominated candidate by the Republican Party for the office of Pokagon Township Clerk.

That Kevin Young having received the largest number of votes is the nominated candidate by the Republican Party for the office of Pokagon Township Treasurer.

That Gary Mihills having received the largest number of votes is the nominated candidate by the Republican Party for the office of Pokagon Township Trustee.

That Robert N. Shaffer having received the largest number of votes is the nominated candidate by the Republican Party for the office of Pokagon Township Trustee.

PORTER TOWNSHIP

That Cory E. Marlow having received the largest number of votes is the nominated candidate by the Republican Party for the office of Porter Township Supervisor.

That Marty Russell having received the largest number of votes is the nominated candidate by the Republican Party for the office of Porter Township Clerk.

That Helen Croninger having received the largest number of votes is the nominated candidate by the Republican Party for the office of Porter Township.

That Tom Harman having received the largest number of votes is the nominated candidate by the Republican Party for the office of Porter Township Trustee.

That Leard Wylie having received the largest number of votes is the nominated candidate by the Republican Party for the office of Porter Township Trustee.

SILVER CREEK TOWNSHIP

That Bill J. Saunders having received the largest number of votes is the nominated candidate by the Republican Party for the office of Silver Creek Township Trustee.

That Barbara Runyon having received the largest number of votes is the nominated candidate by the Republican Party for the office of Silver Creek Township Clerk.

That Maùreen Sullivan-Kuriata having received the largest number of votes is the nominated candidate by the Republican Party for the office of Silver Creek Township Treasurer.

That Mike Glynn having received the largest number of votes is the nominated candidate by the Republican Party for the office of Silver Creek Township Trustee.

That William R. Zuhl having received the largest number of votes is the nominated candidate by the Republican Party for the office of Silver Creek Township Trustee.

VOLINIA TOWNSHIP

That Gwenn Johnson having received the largest number of votes is the nominated candidate by the Republican Party for the office of Volinia Township Supervisor.

That Carol A. Walden having received the largest number of votes is the nominated candidate by the Republican Party for the office of Volinia Township Clerk.

That Doreen Williams having received the largest number of votes is the nominated candidate by the Republican Party for the office of Volinia Township Treasurer.

That Donald L. Huff having received the largest number of votes is the nominated candidate by the Republican Party for the office of Volinia Township Trustee.

That Harry Robert Rasmussen III having received the largest number of votes is the nominated candidate by the Republican Party for the office of Volinia Township Trustee.

WAYNE TOWNSHIP

That Frank Lorrin Butts having received the largest number of votes is the nominated candidate by the Republican Party for the office of Wayne Township Supervisor.

That Kurt Reich having received the largest number of votes is the nominated candidate by the Republican Party for the office of Wayne Township Clerk.

That Judith Anne Fusko having received the largest number of votes is the nominated candidate by the Republican Party for the office of Wayne Township Treasurer.

That James Griggs having received the largest number of votes is the nominated candidate by the Republican Party for the office of Wayne Township Trustee.

That Frank H. Maley having received the largest number of votes is the nominated candidate by the Republican Party for the office of Wayne Township Trustee.

PROPOSALS

That the Millage Proposition for Services to Older Citizens having received sufficient votes was passed.

That the Cass County Drug Enforcement Millage Renewal having received sufficient votes was passed.

That the Howard Township Bonds for New Township Hall and Fire Station having not received sufficient votes was not passed.

That the Marcellus Township Hudson Memorial Building Millage Renewal Proposition having received sufficient votes was passed.

That the Marcellus Township Millage Proposition/Headlee Override having not received sufficient votes was not passed.

That the Milton Township Fire Millage having received sufficient votes was passed.

That the New Township Renewal of Expired Fire/EMS Millage having received sufficient votes was passed.

That the Ontwa Township Proposal for the Renewal of the Fire and Ambulance Services Millage having received sufficient votes was passed.

That the Ontwa Township Proposal for Ambulance Service Millage having received sufficient votes was passed.

That the Ontwa Township Proposal for Renewal of the Police Department Millage having not received sufficient votes was not passed.

That the Volinia Township Renewal of Fire & Ambulance Services having received sufficient votes was passed.

In Witness Whereof, we have hereunto set our hands and affixed the Seal of the County of Cass, this 3rd day of August in the year two thousand sixteen.

Monica Kennedy, Clerk of the Board of Canvassers

Ernie Kurdys, Vice Chair

Brigid Forlenza

Marlene Derming

Miriam Bollweg

Statement of Votes Cast
Charlevoix County, MI
2016 General Primary
SOVC For Jurisdiction Wide, All Counters, All Races

	TURN OUT		
	Reg. Voters	Cards Cast	% Turnout
Jurisdiction Wide			
Bay Township, Precinct 1	1007	263	26.12%
Boyne Valley Township, Precinct 2	1090	154	14.13%
Chandler Township, Precinct 3	211	58	27.49%
Charlevoix Township, Precinct 4	1523	328	21.54%
Evangeline Township, Precinct 5	669	128	19.13%
Eveline Township, Precinct 6	1095	369	33.70%
Hayes Township, Precinct 7	1666	572	34.33%
Hudson Township, Precinct 8	535	83	15.51%
Marion Township, Precinct 9	1509	263	17.43%
Melrose Township, Precinct 10	1186	185	15.60%
Norwood Township, Precinct 11	657	160	24.35%
Peaine Township, Precinct 12	324	102	31.48%
St. James Township, Precinct 13	319	188	58.93%
South Arm Township, Precinct 14	1466	343	23.40%
Wilson Township, Precinct 15	1508	220	14.59%
City of Boyne City, Precinct 16	3015	504	16.72%
City of Charlevoix, Ward 1, Precinct 18	802	211	26.31%
City of Charlevoix, Ward 2, Precinct 19	649	132	20.34%
City of Charlevoix, Ward 3, Precinct 20	784	169	21.56%
City of East Jordan, Precinct 21	1627	351	21.57%
ANTRIM Banks Township P1	90	488	542.22%
ANTRIM Echo Township P1	216	0	0.00%
ANTRIM Jordan Township P1	708	0	0.00%
Total	22656	5271	23.27%

Statement of Votes Cast
Charlevoix County, MI
2016 General Primary
SOVC For Jurisdiction Wide, All Counters, All Races

	REP DI Rep in Congress											
	Reg. Voters	Times Counted	Total Votes	Jason Allen (REP)		Jack Bergman (REP)		Tom Casperson (REP)		Write-In Votes	
Jurisdiction Wide											
Bay Township, Precinct 1	1007	263	203	81	39.90%	90	44.33%	32	15.76%	0	0.00%
Boyne Valley Township, Precinct 2	1090	154	96	29	30.21%	53	55.21%	14	14.58%	0	0.00%
Chandler Township, Precinct 3	211	58	41	15	36.59%	22	53.66%	4	9.76%	0	0.00%
Charlevoix Township, Precinct 4	1523	328	208	85	40.87%	91	43.75%	32	15.38%	0	0.00%
Evangeline Township, Precinct 5	669	128	94	28	29.79%	54	57.45%	12	12.77%	0	0.00%
Eveline Township, Precinct 6	1095	369	258	99	38.37%	112	43.41%	46	17.83%	1	0.39%
Hayes Township, Precinct 7	1666	572	451	161	35.70%	182	40.35%	107	23.73%	1	0.22%
Hudson Township, Precinct 8	535	83	61	17	27.87%	29	47.54%	15	24.59%	0	0.00%
Marion Township, Precinct 9	1509	263	200	84	42.00%	96	48.00%	20	10.00%	0	0.00%
Melrose Township, Precinct 10	1186	185	123	44	35.77%	56	45.53%	23	18.70%	0	0.00%
Norwood Township, Precinct 11	657	160	114	48	42.11%	44	38.60%	22	19.30%	0	0.00%
Peaine Township, Precinct 12	324	102	64	22	34.38%	34	53.13%	8	12.50%	0	0.00%
St. James Township, Precinct 13	319	188	120	41	34.17%	60	50.00%	19	15.83%	0	0.00%
South Arm Township, Precinct 14	1466	343	257	102	39.69%	111	43.19%	44	17.12%	0	0.00%
Wilson Township, Precinct 15	1508	220	152	52	34.21%	73	48.03%	27	17.76%	0	0.00%
City of Boyne City, Precinct 16	3015	504	313	130	41.53%	149	47.60%	34	10.86%	0	0.00%
City of Charlevoix, Ward 1, Precinct 18	802	211	141	49	34.75%	72	51.06%	20	14.18%	0	0.00%
City of Charlevoix, Ward 2, Precinct 19	649	132	72	38	52.78%	27	37.50%	7	9.72%	0	0.00%
City of Charlevoix, Ward 3, Precinct 20	784	169	121	42	34.71%	51	42.15%	28	23.14%	0	0.00%
City of East Jordan, Precinct 21	1627	351	211	91	43.13%	81	38.39%	38	18.01%	1	0.47%
ANTRIM Banks Township P1	-	-	-	-	-	-	-	-	-	-	-
ANTRIM Echo Township P1	-	-	-	-	-	-	-	-	-	-	-
ANTRIM Jordan Township P1	-	-	-	-	-	-	-	-	-	-	-
Total	21642	4783	3300	1258	38.12%	1487	45.06%	552	16.73%	3	0.09%

Statement of Votes Cast
Charlevoix County, MI
2016 General Primary
SOVC For Jurisdiction Wide, All Counters, All Races

	DEM D1 Rep in Congress								
	Reg. Voters	Times Counted	Total Votes	Jerry Cannon (DEM)		Lon Johnson (DEM)		Write-In Votes	
Jurisdiction Wide									
Bay Township, Precinct 1	1007	263	49	16	32.65%	33	67.35%	0	0.00%
Boyne Valley Township, Precinct 2	1090	154	35	7	20.00%	28	80.00%	0	0.00%
Chandler Township, Precinct 3	211	58	15	5	33.33%	10	66.67%	0	0.00%
Charlevoix Township, Precinct 4	1523	328	94	14	14.89%	80	85.11%	0	0.00%
Evangeline Township, Precinct 5	669	128	29	9	31.03%	20	68.97%	0	0.00%
Eveline Township, Precinct 6	1095	369	70	13	18.57%	57	81.43%	0	0.00%
Hayes Township, Precinct 7	1666	572	56	17	30.36%	39	69.64%	0	0.00%
Hudson Township, Precinct 8	535	83	19	4	21.05%	15	78.95%	0	0.00%
Marion Township, Precinct 9	1509	263	45	7	15.56%	38	84.44%	0	0.00%
Melrose Township, Precinct 10	1186	185	54	10	18.52%	44	81.48%	0	0.00%
Norwood Township, Precinct 11	657	160	42	14	33.33%	28	66.67%	0	0.00%
Peaine Township, Precinct 12	324	102	18	6	33.33%	12	66.67%	0	0.00%
St. James Township, Precinct 13	319	188	24	9	37.50%	15	62.50%	0	0.00%
South Arm Township, Precinct 14	1466	343	62	16	25.81%	46	74.19%	0	0.00%
Wilson Township, Precinct 15	1508	220	53	15	28.30%	38	71.70%	0	0.00%
City of Boyne City, Precinct 16	3015	504	165	20	12.12%	145	87.88%	0	0.00%
City of Charlevoix, Ward 1, Precinct 18	802	211	58	5	8.62%	53	91.38%	0	0.00%
City of Charlevoix, Ward 2, Precinct 19	649	132	43	6	13.95%	37	86.05%	0	0.00%
City of Charlevoix, Ward 3, Precinct 20	784	169	38	12	31.58%	26	68.42%	0	0.00%
City of East Jordan, Precinct 21	1627	351	93	33	35.48%	60	64.52%	0	0.00%
ANTRIM Banks Township P1	-	-	-	-	-	-	-	-	-
ANTRIM Echo Township P1	-	-	-	-	-	-	-	-	-
ANTRIM Jordan Township P1	-	-	-	-	-	-	-	-	-
Total	21642	4783	1062	238	22.41%	824	77.59%	0	0.00%

Statement of Votes Cast
Charlevoix County, MI
2016 General Primary
SOVC For Jurisdiction Wide, All Counters, All Races

	REP D105 Representative						
	Reg. Voters	Times Counted	Total Votes	Triston S. Cole (REP)		Write-In Votes	
Jurisdiction Wide							
Bay Township, Precinct 1	1007	263	177	175	98.87%	2	1.13%
Boyne Valley Township, Precinct 2	1090	154	84	84	100.00%	0	0.00%
Chandler Township, Precinct 3	211	58	33	33	100.00%	0	0.00%
Charlevoix Township, Precinct 4	1523	328	180	180	100.00%	0	0.00%
Evangeline Township, Precinct 5	669	128	79	79	100.00%	0	0.00%
Eveline Township, Precinct 6	1095	369	232	230	99.14%	2	0.86%
Hayes Township, Precinct 7	1666	572	369	367	99.46%	2	0.54%
Hudson Township, Precinct 8	535	83	53	52	98.11%	1	1.89%
Marion Township, Precinct 9	1509	263	177	177	100.00%	0	0.00%
Melrose Township, Precinct 10	1186	185	103	103	100.00%	0	0.00%
Norwood Township, Precinct 11	657	160	104	104	100.00%	0	0.00%
Peaine Township, Precinct 12	324	102	58	58	100.00%	0	0.00%
St. James Township, Precinct 13	319	188	84	84	100.00%	0	0.00%
South Arm Township, Precinct 14	1466	343	227	224	98.68%	3	1.32%
Wilson Township, Precinct 15	1508	220	129	127	98.45%	2	1.55%
City of Boyne City, Precinct 16	3015	504	270	268	99.26%	2	0.74%
City of Charlevoix, Ward 1, Precinct 18	802	211	117	117	100.00%	0	0.00%
City of Charlevoix, Ward 2, Precinct 19	649	132	61	60	98.36%	1	1.64%
City of Charlevoix, Ward 3, Precinct 20	784	169	105	104	99.05%	1	0.95%
City of East Jordan, Precinct 21	1627	351	187	184	98.40%	3	1.60%
ANTRIM Banks Township P1	-	-	-	-	-	-	-
ANTRIM Echo Township P1	-	-	-	-	-	-	-
ANTRIM Jordan Township P1	-	-	-	-	-	-	-
Total	21642	4783	2829	2810	99.33%	19	0.67%

Statement of Votes Cast
Charlevoix County, MI
2016 General Primary
SOVC For Jurisdiction Wide, All Counters, All Races

	DEM D105 Representative						
	Reg. Voters	Times Counted	Total Votes	Wyatt Knight (DEM)		Write-In Votes	
Jurisdiction Wide							
Bay Township, Precinct 1	1007	263	41	41	100.00%	0	0.00%
Boyne Valley Township, Precinct 2	1090	154	30	30	100.00%	0	0.00%
Chandler Township, Precinct 3	211	58	11	11	100.00%	0	0.00%
Charlevoix Township, Precinct 4	1523	328	73	73	100.00%	0	0.00%
Evangeline Township, Precinct 5	669	128	23	23	100.00%	0	0.00%
Eveline Township, Precinct 6	1095	369	64	64	100.00%	0	0.00%
Hayes Township, Precinct 7	1666	572	49	49	100.00%	0	0.00%
Hudson Township, Precinct 8	535	83	19	19	100.00%	0	0.00%
Marion Township, Precinct 9	1509	263	39	39	100.00%	0	0.00%
Melrose Township, Precinct 10	1186	185	45	43	95.56%	2	4.44%
Norwood Township, Precinct 11	657	160	40	39	97.50%	1	2.50%
Peaine Township, Precinct 12	324	102	16	16	100.00%	0	0.00%
St. James Township, Precinct 13	319	188	23	23	100.00%	0	0.00%
South Arm Township, Precinct 14	1466	343	49	49	100.00%	0	0.00%
Wilson Township, Precinct 15	1508	220	44	44	100.00%	0	0.00%
City of Boyne City, Precinct 16	3015	504	135	135	100.00%	0	0.00%
City of Charlevoix, Ward 1, Precinct 18	802	211	53	53	100.00%	0	0.00%
City of Charlevoix, Ward 2, Precinct 19	649	132	38	38	100.00%	0	0.00%
City of Charlevoix, Ward 3, Precinct 20	784	169	33	33	100.00%	0	0.00%
City of East Jordan, Precinct 21	1627	351	76	75	98.68%	1	1.32%
ANTRIM Banks Township P1	-	-	-	-	-	-	-
ANTRIM Echo Township P1	-	-	-	-	-	-	-
ANTRIM Jordan Township P1	-	-	-	-	-	-	-
Total	21642	4783	901	897	99.56%	4	0.44%

CANVASS OF VOTES CAST

AT THE

Primary Election

HELD ON

TUESDAY, August 2, 2016

AND CANVASSED BY THE BOARD OF

COUNTY CANVASSERS

OF

CHEBOYGAN COUNTY, MICHIGAN

Prosecuting Attorney
Daryl Vizina – Democrat

City of Cheboygan, Precinct 1	Seven	7
City of Cheboygan, Precinct 2	Ninety-One	91
City of Cheboygan, Precinct 3	Thirteen	13
Aloha Township, Precinct 1	Fifty-Four	54
Beaugrand Township, Precinct 1	Forty	40
Benton Township, Precinct 1	One Hundred Seventy-Four	174
Burt Township, Precinct 1	Sixteen	16
Ellis Township, Precinct 1	Thirty-Three	33
Forest Township, Precinct 1	Thirty-Nine	39
Grant Township, Precinct 1	Fifty-Nine	59
Hebron Township, Precinct 1	Thirteen	13
Inverness Township, Precinct 1	One Hundred Twenty-Six	126
Koehler Township, Precinct 1	Nineteen	19
Mackinaw Township, Precinct 1	Twenty-Two	22
Mentor Township, Precinct 1	Thirty-Eight	38
Mullett Township, Precinct 1	Sixty-Five	65
Munro Township, Precinct 1	Forty	40
Nunda Township, Precinct 1	Twenty-Eight	28
Tuscarora Township, Precinct 1	Seventy-Nine	79
Walker Township, Precinct 1	Fifteen	15
Waverly Township, Precinct 1	Eleven	11
Wilmot Township, Precinct 1	Nineteen	19

Total number of votes cast **One Thousand One** **1,001**

Sheriff

Dale V. Clarmont - Republican

City of Cheboygan, Precinct 1	Thirty-three	33
City of Cheboygan, Precinct 2	One Hundred Ninety-Seven	197
City of Cheboygan, Precinct 3	Thirty-Seven	37
Aloha Township, Precinct 1	One Hundred Forty-Nine	149
Beaugrand Township, Precinct 1	One Hundred Seventy-Four	174
Benton Township, Precinct 1	Three Hundred Seventy	370
Burt Township, Precinct 1	Two Hundred Eighty-Eight	288
Ellis Township, Precinct 1	Fifty-Three	53
Forest Township, Precinct 1	Eighty-Nine	89
Grant Township, Precinct 1	One Hundred One	101
Hebron Township, Precinct 1	Thirty-Three	33
Inverness Township, Precinct 1	Two Hundred Eighty-Six	286
Koehler Township, Precinct 1	One Hundred Seventeen	117
Mackinaw Township, Precinct 1	One Hundred Six	106
Mentor Township, Precinct 1	One Hundred Six	106
Mullett Township, Precinct 1	Two Hundred Thirty-Five	235
Munro Township, Precinct 1	One Hundred Eight	108
Nunda Township, Precinct 1	One Hundred Forty-Three	143
Tuscarora Township, Precinct 1	Six Hundred Forty-Three	643
Walker Township, Precinct 1	Thirteen	13
Waverly Township, Precinct 1	Forty-Five	45
Wilmot Township, Precinct 1	Seventy-Nine	79
Total number of votes cast	**Three Thousand Four Hundred Five**	**3,405**

Clerk/Register

	Karen Brewster Republican		Amber Libby Democratic	
City of Cheboygan, Precinct 1	Thirty	30	Six	6
City of Cheboygan, Precinct 2	One Hundred Seventy-Eight	178	Ninety-four	94
City of Cheboygan, Precinct 3	Thirty-Eight	38	Thirteen	13
Aloha Township, Precinct 1	One Hundred Thirty-Five	135	Fifty-One	51
Beaugrand Township, Precinct 1	One Hundred Fifty-Three	153	Thirty-Seven	37
Benton Township, Precinct 1	Three Hundred Thirty-Six	336	One Hundred Sixty-Six	166
Burt Township, Precinct 1	Two Hundred Seventy-One	271	Sixteen	16
Ellis Township, Precinct 1	Forty-Seven	47	Thirty-One	31
Forest Township, Precinct 1	Eighty-Four	84	Thirty-Six	36
Grant Township, Precinct 1	Eighty-Three	83	Fifty-nine	59
Hebron Township, Precinct 1	Thirty-One	31	Thirteen	13
Inverness Township, Precinct 1	Two Hundred Sixty	260	One Hundred Eighteen	118
Koehler Township, Precinct 1	One Hundred-Five	105	Twenty	20
Mackinaw Township, Precinct 1	Ninety-One	91	Twenty-Two	22
Mentor Township, Precinct 1	Ninety-Four	94	Thirty-One	31
Mullett Township, Precinct 1	Two Hundred Eight	208	Fifty-Nine	59
Munro Township, Precinct 1	One Hundred One	101	Thirty-Nine	39
Nunda Township, Precinct 1	One Hundred Sixteen	116	Twenty-Five	25
Tuscarora Township, Precinct 1	Five Hundred Forty-One	541	Seventy-Two	72
Walker Township, Precinct 1	Fourteen	14	Fifteen	15
Waverly Township, Precinct 1	Forty-One	41	Twelve	12
Wilmot Township, Precinct 1	Seventy-One	71	Seventeen	17
TOTAL	**Three Thousand Twenty-Eight**	**3,028**	**Nine Hundred Fifty-two**	**952**

Treasurer
Buffy Jo Weldon - Republican

City of Cheboygan, Precinct 1	Thirty	30
City of Cheboygan, Precinct 2	One Hundred Sixty-Five	165
City of Cheboygan, Precinct 3	Thirty-seven	37
Aloha Township, Precinct 1	One Hundred Twenty-Four	124
Beaugrand Township, Precinct 1	One Hundred Forty-Eight	148
Benton Township, Precinct 1	Three Hundred Twenty-One	321
Burt Township, Precinct 1	Two Hundred Sixty-Four	264
Ellis Township, Precinct 1	Forty-Eight	48
Forest Township, Precinct 1	Seventy-Nine	79
Grant Township, Precinct 1	Eighty-Seven	87
Hebron Township, Precinct 1	Twenty-Eight	28
Inverness Township, Precinct 1	Two Hundred Forty-Six	246
Koehler Township, Precinct 1	Ninety-Eight	98
Mackinaw Township, Precinct 1	Eighty-Two	82
Mentor Township, Precinct 1	Eighty-Eight	88
Mullett Township, Precinct 1	One Hundred Ninety-Six	196
Munro Township, Precinct 1	Ninety-Five	95
Nunda Township, Precinct 1	One Hundred Four	104
Tuscarora Township, Precinct 1	Five Hundred Twenty-Seven	527
Walker Township, Precinct 1	Twelve	12
Waverly Township, Precinct 1	Forty-One	41
Wilmot Township, Precinct 1	Sixty-Nine	69
Total number of votes cast	**Two Thousand Eight Hundred Eighty-Nine**	**2,889**

Road Commission
Elect 2 – Full Term

	Dave Brandt Republican		Bob Chadwick Republican	
City of Cheboygan, Precinct 1	Sixteen	16	Ten	10
City of Cheboygan, Precinct 2	One Hundred Twenty-Two	122	Fifty-Two	52
City of Cheboygan, Precinct 3	Twenty-Nine	29	Eleven	11
Aloha Township, Precinct 1	Ninety-Three	93	Thirty-Six	36
Beaugrand Township, Precinct 1	Ninety-Seven	97	Forty-Three	43
Benton Township, Precinct 1	Two Hundred Fifty	250	Ninety-Two	92
Burt Township, Precinct 1	One Hundred Forty-Eight	148	Ninety-Three	93
Ellis Township, Precinct 1	Nineteen	19	Thirty	30
Forest Township, Precinct 1	Forty-Eight	48	Twenty-Five	25
Grant Township, Precinct 1	Fifty-Seven	57	Thirty-One	31
Hebron Township, Precinct 1	Sixteen	16	One	1
Inverness Township, Precinct 1	One Hundred Sixty-seven	167	Fifty-Six	56
Koehler Township, Precinct 1	Fifty-Seven	57	Thirty-Six	36
Mackinaw Township, Precinct 1	Fifty-Eight	58	Forty-Two	42
Mentor Township, Precinct 1	Twenty-Six	26	Forty-Six	46
Mullett Township, Precinct 1	One Hundred Twenty	120	Sixty-One	61
Munro Township, Precinct 1	Sixty-two	62	Thirty-Two	32
Nunda Township, Precinct 1	Thirty-Three	33	One Hundred Twenty	120
Tuscarora Township, Precinct 1	Two Hundred Thirty-One	231	Two Hundred Seventy-Six	276
Walker Township, Precinct 1	Five	5	Five	5
Waverly Township, Precinct 1	Twenty-Six	26	Eighteen	18
Wilmot Township, Precinct 1	Twenty-Eight	28	Thirty-Seven	37
TOTAL	**One Thousand Seven Hundred Eight**	**1,708**	**One Thousand One Hundred Fifty-Three**	**1,153**

Road Commission
Elect 2 – Full Terms

	Henry Ginop Republican		Larry Wood Republican	
City of Cheboygan, Precinct 1	Sixteen	16	Fourteen	14
City of Cheboygan, Precinct 2	One Hundred Nineteen	119	Sixty-Three	63
City of Cheboygan, Precinct 3	Eighteen	18	Seventeen	17
Aloha Township, Precinct 1	Sixty-One	61	Sixty-One	61
Beaugrand Township, Precinct 1	One Hundred Four	104	Forty-Nine	49
Benton Township, Precinct 1	One Hundred Eighty-Five	185	One Hundred Fifty-Five	155
Burt Township, Precinct 1	One Hundred Sixty-Seven	167	Seventy-Three	73
Ellis Township, Precinct 1	Twenty-Five	25	Seven	7
Forest Township, Precinct 1	Fifty	50	Twenty-two	22
Grant Township, Precinct 1	Thirty-Eight	38	Thirty-Three	33
Hebron Township, Precinct 1	Thirty-One	31	Nine	9
Inverness Township, Precinct 1	One Hundred Sixty-Six	166	One Hundred Fourteen	114
Koehler Township, Precinct 1	Forty-Seven	47	Forty-Three	43
Mackinaw Township, Precinct 1	Forty-Seven	47	Twenty-Two	22
Mentor Township, Precinct 1	Sixty	60	Twenty-Five	25
Mullett Township, Precinct 1	One Hundred Thirty-One	131	Ninety-Two	92
Munro Township, Precinct 1	Ninety-Two	92	Twenty-Four	24
Nunda Township, Precinct 1	Thirty-Four	34	Twenty-Six	26
Tuscarora Township, Precinct 1	Three Hundred Eighty-Eight	388	One Hundred Thirty-Four	134
Walker Township, Precinct 1	Eight	8	Four	4
Waverly Township, Precinct 1	Nineteen	19	Thirteen	13
Wilmot Township, Precinct 1	Thirty-Two	32	Twenty-Seven	27
TOTAL	**One Thousand Eight Hundred Thirty-Eight**	**1,838**	**One Thousand Twenty-Seven**	**1,027**

Road Commission
Elect 2 – Full Terms

Michael J. Donovan
Democratic

City of Cheboygan, Precinct 1	Six	6
City of Cheboygan, Precinct 2	Ninety	90
City of Cheboygan, Precinct 3	Thirteen	13
Aloha Township, Precinct 1	Fifty-Five	55
Beaugrand Township, Precinct 1	Thirty=Eight	38
Benton Township, Precinct 1	One Hundred Seventy-One	171
Burt Township, Precinct 1	Fifteen	15
Ellis Township, Precinct 1	Thirty-One	31
Forest Township, Precinct 1	Thirty-Five	35
Grant Township, Precinct 1	Sixty-three	63
Hebron Township, Precinct 1	Twelve	12
Inverness Township, Precinct 1	One Hundred Twenty-Three	123
Koehler Township, Precinct 1	Seventeen	17
Mackinaw Township, Precinct 1	Twenty-Three	23
Mentor Township, Precinct 1	Thirty-two	32
Mullett Township, Precinct 1	Sixty-One	61
Munro Township, Precinct 1	Thirty-Seven	37
Nunda Township, Precinct 1	Twenty-Three	23
Tuscarora Township, Precinct 1	Seventy-Four	74
Walker Township, Precinct 1	Eleven	11
Waverly Township, Precinct 1	Twelve	12
Wilmot Township, Precinct 1	Eighteen	18
TOTAL	**Nine Hundred Sixty**	**960**

Road Commission
Elect 1 – Partial Term

	David D. Brown Republican		Joe LaHaie Democratic	
City of Cheboygan, Precinct 1	Thirty-Two	32	Seven	7
City of Cheboygan, Precinct 2	One Hundred Seventy-Nine	179	Ninety-One	91
City of Cheboygan, Precinct 3	Thirty-Eight	38	Thirteen	13
Aloha Township, Precinct 1	One Hundred Thirty-Three	133	Fifty-Four	54
Beaugrand Township, Precinct 1	One Hundred Forty-Six	146	Thirty-Nine	39
Benton Township, Precinct 1	Three Hundred Twenty-Three	323	One Hundred Seventy-Two	172
Burt Township, Precinct 1	Two Hundred Seventy-One	271	Fourteen	14
Ellis Township, Precinct 1	Forty-Six	46	Thirty-One	31
Forest Township, Precinct 1	Seventy-Nine	79	Thirty-Six	36
Grant Township, Precinct 1	Eighty-Six	86	Sixty-Four	64
Hebron Township, Precinct 1	Twenty-Six	26	Twelve	12
Inverness Township, Precinct 1	Two Hundred Sixty-Two	262	One Hundred Twenty	120
Koehler Township, Precinct 1	One Hundred Two	102	Nineteen	19
Mackinaw Township, Precinct 1	Eighty-Two	82	Twenty-Three	23
Mentor Township, Precinct 1	Eighty-Nine	89	Thirty	30
Mullett Township, Precinct 1	Two Hundred	200	Sixty-One	61
Munro Township, Precinct 1	One Hundred	100	Thirty-Seven	37
Nunda Township, Precinct 1	One Hundred Seven	107	Twenty-four	24
Tuscarora Township, Precinct 1	Five Hundred Thirty-Six	536	Seventy-One	71
Walker Township, Precinct 1	Eleven	11	Fourteen	14
Waverly Township, Precinct 1	Forty-Two	42	Twelve	12
Wilmot Township, Precinct 1	Sixty Seven	67	Nineteen	19
TOTAL	**Two Thousand Nine Hundred Fifty-Seven**	**2,957**	**Nine Hundred Sixty-Three**	**963**

Drain Commission

	Cam Cavitt Republican		Roger Gauthier Democratic	
City of Cheboygan, Precinct 1	Twenty-Nine	29	Seven	7
City of Cheboygan, Precinct 2	One Hundred Seventy-Eight	178	Ninety	90
City of Cheboygan, Precinct 3	Thirty-Seven	37	Thirteen	13
Aloha Township, Precinct 1	One Hundred Twenty-Eight	128	Fifty-Three	53
Beaugrand Township, Precinct 1	One Hundred Forty-Four	144	Thirty-Seven	37
Benton Township, Precinct 1	Three Hundred Twenty-Five	325	One Hundred Sixty –Eight	168
Burt Township, Precinct 1	Two Hundred Sixty-Six	266	Fourteen	14
Ellis Township, Precinct 1	Forty-Five	45	Thirty-One	31
Forest Township, Precinct 1	Seventy-Nine	79	Thirty-Six	36
Grant Township, Precinct 1	Eighty-Four	84	Sixty	60
Hebron Township, Precinct 1	Twenty-Six	26	Twelve	12
Inverness Township, Precinct 1	Two Hundred Fifty-five	255	One Hundred Twenty	120
Koehler Township, Precinct 1	Ninety-Nine	99	Eighteen	18
Mackinaw Township, Precinct 1	Eighty-Six	86	Twenty-Two	22
Mentor Township, Precinct 1	Eighty-Nine	89	Thirty-two	32
Mullett Township, Precinct 1	Two Hundred Five	205	Fifty-Eight	58
Munro Township, Precinct 1	Ninety-Nine	99	Thirty-Three	33
Nunda Township, Precinct 1	One Hundred Four	104	Twenty-four	24
Tuscarora Township, Precinct 1	Five Hundred Twenty-Nine	529	Seventy-Two	72
Walker Township, Precinct 1	Eleven	11	Thirteen	13
Waverly Township, Precinct 1	Forty	40	Eleven	11
Wilmot Township, Precinct 1	Sixty Seven	67	Eighteen	18
TOTAL	**Two Thousand Nine Hundred Twenty-Five**	**2,925**	**Nine Hundred Forty-Two**	**942**

Surveyor
James H. Granger - Republican

City of Cheboygan, Precinct 1	Thirty-One	31
City of Cheboygan, Precinct 2	One Hundred Eighty-Eight	188
City of Cheboygan, Precinct 3	Thirty-Eight	38
Aloha Township, Precinct 1	One Hundred Twenty-Nine	129
Beaugrand Township, Precinct 1	One Hundred Fifty-Two	152
Benton Township, Precinct 1	Three Hundred Twenty-Two	322
Burt Township, Precinct 1	Two Hundred Seventy-Four	274
Ellis Township, Precinct 1	Forty-Five	45
Forest Township, Precinct 1	Eighty	80
Grant Township, Precinct 1	Eighty-Seven	87
Hebron Township, Precinct 1	Twenty-Nine	29
Inverness Township, Precinct 1	Two Hundred Sixty-Six	266
Koehler Township, Precinct 1	One Hundred Six	106
Mackinaw Township, Precinct 1	Eighty-Six	86
Mentor Township, Precinct 1	Eighty-Eighty	88
Mullett Township, Precinct 1	Two Hundred Four	204
Munro Township, Precinct 1	One Hundred Five	105
Nunda Township, Precinct 1	One Hundred Nine	109
Tuscarora Township, Precinct 1	Five Hundred Twenty-Nine	529
Walker Township, Precinct 1	Ten	10
Waverly Township, Precinct 1	Forty-one	41
Wilmot Township, Precinct 1	Sixty-Eight	68

Total number of votes cast **Two Thousand Nine Hundred Eighty-Seven** **2,987**

County Commissioner
District 1

	Chris Brown Republican		Vincent Lumetta Democratic	
City of Cheboygan, Precinct 1	Thirty	30	Seven	7
Beaugrand Township, Precinct 1	One Hundred Forty-Six	146	Thirty-Two	32
Burt Township, Precinct 1	Two Hundred Seventy-Five	275	Seventeen	17
Hebron Township, Precinct 1	Twenty	20	Eight	8
Mackinaw Township, Precinct 1	Eighty-Two	82	Nineteen	19
Munro Township, Precinct 1	Eighty-Four	84	Twenty-Nine	29
TOTAL	**Six Hundred Thirty-Seven**	**637**	**One Hundred Twelve**	**112**

County Commissioner
District 2

	Richard Sangster Republican		**Bruce Gauthier** Democratic	
City of Cheboygan, Precinct 2	One Hundred Fifty-Five	155	Ninety-Two	92
Inverness Township, Precinct 1B	Nine	9	Seven	7
Total	**One Hundred Sixty-Four**	**164**	**Ninety-Nine**	**99**

County Commissioner
District 3

	Michael D. Newman Republican		**Rob Ross** Democratic	
Benton Township, Precinct 1 & AVCB	Three Hundred Five	305	One Hundred Sixty-Five	165
City of Cheboygan, Precinct 3	Thirty-Three	33	Twelve	12
Total	**One Hundred Sixty-Four**	**338**	**Ninety-Nine**	**175**

County Commissioner
District 4

Cal Gouine
Republican

Inverness Township, Precinct 1	Two Hundred Fifty-Two	252
Mullett Township, Precinct 1	Two Hundred One	201
Total	**Four Hundred Fifty-Three**	**453**

County Commissioner
District 5

Tony Matelski
Republican

Aloha Township, Precinct 1	One Hundred Twenty-Five	125
Grant Township, Precinct 1	Eighty-Nine	89
Koehler Township, Precinct 1	One Hundred Two	102
Waverly Township, Precinct 1	Forty-eight	48
Total	**Three Hundred Sixty-Four**	**364**

County Commissioner
District 6

	John B. Wallace Republican		Cynthia A. Kress Democratic	
Mentor Township, Precinct 1	Ninety-Four	94	Thirty-One	31
Tuscarora Township, Precinct 1	Five Hundred Sixty-One	561	Seventy-One	71
TOTAL	**Six Hundred Fifty-Five**	**655**	**One Hundred Two**	**102**

County Commissioner
District 7

Robert R. Bolinger
Republican

Ellis Township, Precinct 1	Forty	40
Forest Township, Precinct 1	Eighty	80
Nunda Township, Precinct 1	One Hundred Twenty-One	121
Walker Township, Precinct 1	Eleven	11
Wilmot Township, Precinct 1	Sixty-Seven	67
TOTAL	**Three Hundred Nineteen**	**319**

County Commissioner
District 7

Kathleen LaPeer
Democratic

Brian Veihl
Democratic

Ellis Township, Precinct 1	Twenty-Seven	27	Nine	9
Forest Township, Precinct 1	Nine	9	Thirty-Two	32
Nunda Township, Precinct 1	Sixteen	16	Seven	7
Walker Township, Precinct 1	Thirteen	13	Six	6
Wilmot Township, Precinct 1	Twelve	12	Six	6
TOTAL	**Seventy-Seven**	**77**	**Sixty**	**60**

STATEMENT OF VOTES, PRIMARY ELECTION, TUESDAY, AUGUST 2, 2016

CHEBOYGAN COUNTY

REPUBLICAN PARTY

The whole number of votes given for the office of **Sheriff** was **Three Thousand Four Hundred Forty-seven** and they were given for the following named person(s):

Dale V. Clarmont	received **Three Thousand Four Hundred Three**	votes	**3,403**
	Forty-four Invalid Write-In Votes		**44**
	Total **Three Thousand Four Hundred Forty--seven**	votes	**3,447**

REPUBLICAN PARTY

The whole number of votes given for the office of **Clerk/Register of Deeds** was **Three Forty-two** and they were given for the following named person(s):

Karen Brewster	received **Three Thousand Twenty-eight**	votes	**3,028**
	Fourteen Invalid Write-In Votes		**14**
	Total **Three Thousand Forty-two**	votes	**3,042**

REPUBLICAN PARTY

The whole number of votes given for the office of **Treasurer** was **Two Thousand Nine Hundred Two** and they were given for the following named person(s):

Buffy Jo Weldon	received **Two Thousand Eight Hundred Eighty-three**	votes	**2,883**
	Nineteen Invalid Write-In Votes		**19**
	Total **Two Thousand Nine Hundred Two**	votes	**2,902**

REPUBLICAN PARTY

The whole number of votes given for the office of **Road Commissioner (6 year term)** was **Five Thousand Seven Hundred Forty-one** and they were given for the following named person(s):

David Brandt	received **One Thousand Seven Hundred Eight**	votes	**1,708**
Bob Chadwick	received **One Thousand One Hundred Fifty-three**	votes	**1,153**
Henry Ginop	received **One Thousand Eight Hundred Thirty-eight**	votes	**1,838**
Larry Wood	received **One Thousand Twenty-seven**	votes	**1,027**
	Fifteen Invalid Write-In Votes		**15**
Total	**Five Thousand Seven Hundred Forty-one**	votes	**5,741**

STATEMENT OF VOTES, PRIMARY ELECTION, TUESDAY, AUGUST 2, 2016

CHEBOYGAN COUNTY

REPUBLICAN PARTY

The whole number of votes given for the office of **Road Commissioner (4 year term)** was **Two Thousand Nine Hundred Seventy-eight** and they were given for the following named person(s):

David D. Brown	received **Two Thousand Nine Hundred Fifty-seven**	votes	**2,957**
	Twenty-one Invalid Write-In Votes		**21**
	Total **Two Thousand Nine Hundred Seventy-eight**	votes	**2,978**

REPUBLICAN PARTY

The whole number of votes given for the office of **Drain Commissioner** was **Two Thousand Nine Hundred Forty-four** and they were given for the following named person(s):

Cam Cavitt	received **Two Thousand Nine Hundred Twenty-five**	votes	**2,925**
	Nineteen Invalid Write-In Votes		**19**
	Total **Two Thousand Nine Hundred Forty-four**	votes	**2,944**

REPUBLICAN PARTY

The whole number of votes given for the office of **Surveyor** was **Three Thousand One** and they were given for the following named person(s):

James H. Granger	received **Two Thousand Nine Hundred Eighty-seven**	votes	**2,987**
	Fourteen Invalid Write-In Votes		**14**
	Total **Three Thousand One**	votes	**3,001**

REPUBLICAN PARTY

The whole number of votes given for the office of **County Commissioner – 1st District** was **Six Hundred Forty-one** and they were given for the following named person(s):

Linda Socha	received **Six Hundred Thirty-seven**	votes	**637**
	Four Invalid Write-In Votes		**4**
	Total **Six Hundred Forty-one**	votes	**641**

STATEMENT OF VOTES, PRIMARY ELECTION, TUESDAY, AUGUST 2, 2016

CHEBOYGAN COUNTY

REPUBLICAN PARTY

The whole number of votes given for the office of **County Commissioner – 2nd District** was **One Hundred Sixty-nine** and they were given for the following named person(s):

Richard Sangster	received	**One Hundred Sixty-four**	votes	**164**
		Five Invalid Write-In Votes		**5**
	Total	**One Hundred Sixty-nine**	votes	**169**

REPUBLICAN PARTY

The whole number of votes given for the office of **County Commissioner – 3rd District** was **Three Hundred Thirty-nine** and they were given for the following named person(s):

Michael D. Newman	received	**Three Hundred Thirty-eight**	votes	**338**
		Three Invalid Write-In Votes		**1**
	Total	**Three Hundred Thirty-nine**	votes	**339**

REPUBLICAN PARTY

The whole number of votes given for the office of **County Commissioner – 4th District** was **Four Hundred Fifty-five** and they were given for the following named person(s):

Cal Gouine	received	**Four Hundred Fifty-three**	votes	**453**
		Two Invalid Write-In Votes		**2**
	Total	**Four Hundred Fifty-five**	votes	**455**

REPUBLICAN PARTY

The whole number of votes given for the office of **County Commissioner – 5th District** was **Three Hundred Sixty-eight** and they were given for the following named person(s):

Tony Matelski	received	**Three Hundred Sixty-four**	votes	**364**
		Four Invalid Write-In Votes		**4**
	Total	**Three Hundred Sixty-eight**	votes	**368**

STATEMENT OF VOTES, PRIMARY ELECTION, TUESDAY, AUGUST 2, 2016

CHEBOYGAN COUNTY

REPUBLICAN PARTY

The whole number of votes given for the office of **County Commissioner – 6th District** was **Six Hundred Fifty-eight** and they were given for the following named person(s):

John B. Wallace	received **Four Hundred Fifty-nine**		votes	**655**
	Three Invalid Write-In Votes			**3**
	Total	**Six Hundred Fifty-eight**	votes	**658**

REPUBLICAN PARTY

The whole number of votes given for the office of **County Commissioner – 7th District** was **Three Hundred Twenty-one** and they were given for the following named person(s):

Robert R. Bolinger	received **Two Hundred Nineteen**		votes	**319**
	Two Invalid Write-In Votes			**2**
	Total	**Three Hundred Twenty-one**	votes	**321**

STATEMENT OF VOTES, PRIMARY ELECTION, TUESDAY, AUGUST 2, 2016

CHEBOYGAN COUNTY

DEMOCRATIC PARTY

The whole number of votes given for the office of **Prosecuting Attorney** was **One Thousand Nine** and they were given for the following named person(s):

Daryl Vizina	received **One Thousand One**		votes	**1,001**
	Eight Invalid Write-In Votes			**8**
	Total	**One Thousand Nine**	votes	**1,009**

DEMOCRATIC PARTY

The whole number of votes given for the office of **Clerk/Register of Deeds** was **Nine Hundred Fifty-six** and they were given for the following named person(s):

Amber L. Libby	received **Nine Hundred Fifty-two**		votes	**952**
	Four Invalid Write-In Votes			**4**
	Total	**Nine Hundred Fifty-six**	votes	**956**

DEMOCRATIC PARTY

The whole number of votes given for the office of **Road Commissioner (6 year term)** was **Nine Hundred Seventy** and they were given for the following named person(s):

Michael J. Donovan	received **Nine Hundred Sixty**		votes	**960**
	Ten Invalid Write-In Votes			**10**
	Total	**Nine Hundred Seventy**	votes	**970**

DEMOCRATIC PARTY

The whole number of votes given for the office of **Road Commissioner (4 year term)** was **Nine Hundred Sixty-eight** and they were given for the following named person(s):

Joe LaHaie	received **Nine Hundred Sixty-three**		votes	**963**
	Five Invalid Write-In Votes			**5**
	Total	**Seven Hundred Twenty-seven**	votes	**727**

STATEMENT OF VOTES, PRIMARY ELECTION, TUESDAY, AUGUST 2, 2016

CHEBOYGAN COUNTY

DEMOCRATIC PARTY

The whole number of votes given for the office of **Drain Commissioner** was **Nine Hundred Fifty** and they were given for the following named person(s):

Roger Gauthier	received **Nine Hundred Forty-two**	votes	**942**
	Eight Invalid Write-In Votes		**8**
	Total **Two Thousand Three Hundred Sixteen**	votes	**950**

DEMOCRATIC PARTY

The whole number of votes given for the office of **County Commissioner – District 1** was **One Hundred Fourteen** and they were given for the following named person(s):

Vincent Lumetta	received **One Hundred Twelve**	votes	**112**
	Two Invalid Write-In Votes		**2**
	Total **One Hundred Fourteen**	votes	**114**

DEMOCRATIC PARTY

The whole number of votes given for the office of **County Commissioner – District 2** was **Ninety-nine** and they were given for the following named person(s):

Bruce Gauthier	received **Ninety-nine**	votes	**2,429**
	Total **Two Thousand Four Hundred Twenty-nine**	votes	**2,429**

DEMOCRATIC PARTY

The whole number of votes given for the office of **County Commissioner – 3 District** was **One Hundred Sixty-five** and they were given for the following named person(s):

Rob Ross	received **One Hundred Sixty-five**	votes	**165**
	Total **One Hundred Sixty-five**	votes	**165**

STATEMENT OF VOTES, PRIMARY ELECTION, TUESDAY, AUGUST 2, 2016

CHEBOYGAN COUNTY

DEMOCRATIC PARTY

The whole number of votes given for the office of **County Commissioner – 6 District** was **One Hundred Two** and they were given for the following named person(s):

Cynthia A. Kress	received **One Hundred Two**	votes	**102**
	Total **One Hundred Two**	votes	**102**

DEMOCRATIC PARTY

The whole number of votes given for the office of **County Commissioner – 7 District** was **One Hundred Forty** and they were given for the following named person(s):

Kathleen LaPeer	received **Seventy-seven**	votes	**77**
Brian Veihl	received **Sixty**	votes	**60**
	Three Invalid Write-In Votes		**3**
	Total **One Hundred Forty-seven**	votes	**147**

CERTIFICATE OF DETERMINATION

STATE OF MICHIGAN)
)**ss.**
COUNTY OF CHEBOYGAN)

The Board of Canvassers of the County of Cheboygan having ascertained and canvassed the votes at the Primary Election held on Tuesday, the 2nd day of August, 2016.

Do Hereby Certify and Determine:

That **Daryl Vizina** having received the largest number of votes is nominated candidate by the **Democratic Party** for the office of **County Prosecuting Attorney.**

That **Dale V. Clarmont** having received the largest number of votes is nominated candidate by the **Republican Party** for the office of **County Sheriff.**

That **Karen Brewster** having received the largest number of votes is nominated candidate by the **Republican Party** for the office of **County Clerk/Register.**

That **Amber L. Libby** having received the largest number of votes is nominated candidate by the **Democratic Party** for the office of **County Clerk/Register.**

That **Buffy Jo Weldon** having received the largest number of votes is nominated candidate by the **Republican Party** for the office of **County Treasurer.**

That **Chris Brown** having received the largest number of votes is nominated candidate by the **Republican Party** for the office of **County Commissioner –District 1.**

That **Vincent Lumetta** having received the largest number of votes is nominated candidate by the **Democratic Party** for the office of **County Commissioner –District 2.**

That **Richard B. Sangster** having received the largest number of votes is nominated candidate by the **Republican Party** for the office of **County Commissioner –District 2.**

That **Bruce Gauthier** having received the largest number of votes is nominated candidate by the **Democratic Party** for the office of **County Commissioner –District 2.**

That **Michael D. Newman** having received the largest number of votes is nominated candidate by the **Republican Party** for the office of **County Commissioner –District 3.**

That **Rob Ross** having received the largest number of votes is nominated candidate by the **Democratic Party** for the office of **County Commissioner –District 3.**

That **Cal Gouine** having received the largest number of votes is nominated candidate by the **Republican Party** for the office of **County Commissioner –District 4.**

That **Tony Matelski** having received the largest number of votes is nominated candidate by the **Republican Party** for the office of **County Commissioner –District 5.**

That **John B. Wallace** having received the largest number of votes is nominated candidate by the **Republican Party** for the office of **County Commissioner –District 6.**

That **Cynthia A. Kress** having received the largest number of votes is nominated candidate by the **Democratic Party** for the office of **County Commissioner –District 6.**

That **Robert Bolinger** having received the largest number of votes is nominated candidate by the **Republican Party** for the office of **County Commissioner –District 7.**

That **Kathleen LaPeer** having received the largest number of votes is nominated candidate by the **Democratic Party** for the office of **County Commissioner – 7th District.**

That **David Brandt** having received the largest number of votes is nominated candidate by the **Republican Party** for the office of **Road Commissioner.**

That **Henry Ginop** having received the largest number of votes is nominated candidate by the **Republican Party** for the office of **Road Commissioner.**

That **Michael J. Donovan** having received the largest number of votes is nominated candidate by the **Democratic Party** for the office of **Road Commissioner.**

That **David D. Brown** having received the largest number of votes is nominated candidate by the **Republican Party** for the office of **Road Commissioner (***Partial Term Expiring December 31, 2020).*

That **Joe LaHaie** having received the largest number of votes is nominated candidate by the **Democratic Party** for the office of **Road Commissioner (***Partial Term Expiring December 31, 2020).*

That **Cam Cavitt** having received the largest number of votes is nominated candidate by the **Republican Party** for the office of **County Drain Commissioner.**

That **Roger Gauthier** having received the largest number of votes is nominated candidate by the **Democratic Party** for the office of **County Clerk/Register.**

That **James Granger** having received the largest number of votes is nominated candidate by the **Republican Party** for the office of **County Surveyor.**

Election Summary Report
Cheboygan County, MI
2016 General Primary
Summary For Jurisdiction Wide, All Counters, All Races
OFFICIAL

Registered Voters 21112 - Cards Cast 5416 25.65%

Num. Report Precinct 22 - Num. Reporting 22 100.00%

REP D1 Congress		REP Total	
Number of Precincts		22	
Precincts Reporting		22	100.0 %
Times Counted		5416/21112	25.7 %
Total Votes		3765	
Jason Allen	REP	1279	33.97%
Jack Bergman	REP	1673	44.44%
Tom Casperson	REP	807	21.43%
Write-in Votes		6	0.16%

REP D106 Representative		REP Total	
Number of Precincts		13	
Precincts Reporting		13	100.0 %
Times Counted		3196/11898	26.9 %
Total Votes		2065	
Sue Allor	REP	1461	70.75%
David Ladd Chandler	REP	194	9.39%
Jackie Krawczak	REP	229	11.09%
Jesse Osmer	REP	172	8.33%
Write-in Votes		9	0.44%

REP D107 Representative		REP Total	
Number of Precincts		9	
Precincts Reporting		9	100.0 %
Times Counted		2220/9214	24.1 %
Total Votes		1669	
Lee Chatfield	REP	1348	80.77%
Kathy Twardy	REP	318	19.05%
Write-in Votes		3	0.18%

REP Prosecuting Attorney		REP Total	
Number of Precincts		22	
Precincts Reporting		22	100.0 %
Times Counted		5416/21112	25.7 %
Total Votes		253	
Write-in Votes		253	100.00%

REP Sheriff		REP Total	
Number of Precincts		22	
Precincts Reporting		22	100.0 %
Times Counted		5416/21112	25.7 %
Total Votes		3447	
Dale V. Clarmont	REP	3403	98.72%
Write-in Votes		44	1.28%

REP Clerk Register of Deeds		REP Total	
Number of Precincts		22	
Precincts Reporting		22	100.0 %
Times Counted		5416/21112	25.7 %
Total Votes		3042	
Karen Brewster	REP	3028	99.54%
Write-in Votes		14	0.46%

REP County Treasurer		REP Total	
Number of Precincts		22	
Precincts Reporting		22	100.0 %
Times Counted		5416/21112	25.7 %
Total Votes		2902	
Buffy Jo Weldon	REP	2883	99.35%
Write-in Votes		19	0.65%

REP FT Road Commission		REP Total	
Number of Precincts		22	
Precincts Reporting		22	100.0 %
Times Counted		5416/21112	25.7 %
Total Votes		5741	
David Brandt	REP	1708	29.75%
Bob Chadwick	REP	1153	20.08%
Henry Ginop	REP	1838	32.02%
Larry Wood	REP	1027	17.89%
Write-in Votes		15	0.26%

REP PT Road Commission		REP Total	
Number of Precincts		22	
Precincts Reporting		22	100.0 %
Times Counted		5416/21112	25.7 %
Total Votes		2978	
David D. Brown	REP	2957	99.29%
Write-in Votes		21	0.71%

REP Drain Commissioner		REP Total	
Number of Precincts		22	
Precincts Reporting		22	100.0 %
Times Counted		5416/21112	25.7 %
Total Votes		2944	
Cam Cavitt	REP	2925	99.35%
Write-in Votes		19	0.65%

Election Summary Report
Cheboygan County, MI
2016 General Primary
Summary For Jurisdiction Wide, All Counters, All Races
OFFICIAL

Registered Voters 21112 - Cards Cast 5416 25.65%

Num. Report Precinct 22 - Num. Reporting 22 100.00%

REP County Surveyor		REP Total	
Number of Precincts		22	
Precincts Reporting		22	100.0 %
Times Counted		5416/21112	25.7 %
Total Votes		3001	
James H. Granger	REP	2987	99.53%
Write-in Votes		14	0.47%

REP D5 Commissioner		REP Total	
Number of Precincts		4	
Precincts Reporting		4	100.0 %
Times Counted		672/2835	23.7 %
Total Votes		368	
Tony Matelski	REP	364	98.91%
Write-in Votes		4	1.09%

REP D1 Commissioner		REP Total	
Number of Precincts		6	
Precincts Reporting		6	100.0 %
Times Counted		1079/3193	33.8 %
Total Votes		641	
Chris Brown	REP	637	99.38%
Write-in Votes		4	0.62%

REP D6 Commissioner		REP Total	
Number of Precincts		2	
Precincts Reporting		2	100.0 %
Times Counted		1120/3315	33.8 %
Total Votes		658	
John B. Wallace	REP	655	99.54%
Write-in Votes		3	0.46%

REP D2 Commissioner		REP Total	
Number of Precincts		2	
Precincts Reporting		2	100.0 %
Times Counted		360/2881	12.5 %
Total Votes		169	
Richard Sangster	REP	164	97.04%
Write-in Votes		5	2.96%

REP D7 Commissioner		REP Total	
Number of Precincts		5	
Precincts Reporting		5	100.0 %
Times Counted		637/2912	21.9 %
Total Votes		321	
Robert R. Bolinger	REP	319	99.38%
Write-in Votes		2	0.62%

REP D3 Commissioner		REP Total	
Number of Precincts		2	
Precincts Reporting		2	100.0 %
Times Counted		739/3011	24.5 %
Total Votes		339	
Michael D. Newman	REP	338	99.71%
Write-in Votes		1	0.29%

REP Aloha Supervisor		REP Total	
Number of Precincts		1	
Precincts Reporting		1	100.0 %
Times Counted		253/811	31.2 %
Total Votes		130	
Charles Maziasz	REP	127	97.69%
Write-in Votes		3	2.31%

REP D4 Commissioner		REP Total	
Number of Precincts		2	
Precincts Reporting		2	100.0 %
Times Counted		809/2965	27.3 %
Total Votes		455	
Cal Gouine	REP	453	99.56%
Write-in Votes		2	0.44%

REP Aloha Clerk		REP Total	
Number of Precincts		1	
Precincts Reporting		1	100.0 %
Times Counted		253/811	31.2 %
Total Votes		141	
Barbara Hall	REP	140	99.29%
Write-in Votes		1	0.71%

Election Summary Report
Cheboygan County, MI
2016 General Primary
Summary For Jurisdiction Wide, All Counters, All Races
OFFICIAL

Registered Voters 21112 - Cards Cast 5416 25.65%

Num. Report Precinct 22 - Num. Reporting 22 100.00%

REP Aloha Treasurer		REP Total	
Number of Precincts		1	
Precincts Reporting		1	100.0 %
Times Counted		253/811	31.2 %
Total Votes		166	
Karen Palmer	REP	80	48.19%
Charles Veneros	REP	85	51.20%
Write-in Votes		1	0.60%

REP Aloha Trustee		REP Total	
Number of Precincts		1	
Precincts Reporting		1	100.0 %
Times Counted		253/811	31.2 %
Total Votes		227	
Steve Crusoe	REP	118	51.98%
Scott L. Eno	REP	109	48.02%
Write-in Votes		0	0.00%

REP Beaugrand Supervisor		REP Total	
Number of Precincts		1	
Precincts Reporting		1	100.0 %
Times Counted		245/945	25.9 %
Total Votes		168	
Marcia A. Rocheleau	REP	167	99.40%
Write-in Votes		1	0.60%

REP Beaugrand Clerk		REP Total	
Number of Precincts		1	
Precincts Reporting		1	100.0 %
Times Counted		245/945	25.9 %
Total Votes		164	
Terri Sarrault	REP	163	99.39%
Write-in Votes		1	0.61%

REP Beaugrand Treasurer		REP Total	
Number of Precincts		1	
Precincts Reporting		1	100.0 %
Times Counted		245/945	25.9 %
Total Votes		163	
Robin L. Westfall	REP	163	100.00%
Write-in Votes		0	0.00%

REP Beaugrand Trustee		REP Total	
Number of Precincts		1	
Precincts Reporting		1	100.0 %
Times Counted		245/945	25.9 %
Total Votes		291	
Edward Barr	REP	92	31.62%
Brian Hagstrom	REP	87	29.90%
John Wanke	REP	112	38.49%
Write-in Votes		0	0.00%

REP Beaugrand Constable		REP Total	
Number of Precincts		1	
Precincts Reporting		1	100.0 %
Times Counted		245/945	25.9 %
Total Votes		156	
Robert Socha	REP	154	98.72%
Write-in Votes		2	1.28%

REP Benton Supervisor		REP Total	
Number of Precincts		1	
Precincts Reporting		1	100.0 %
Times Counted		674/2629	25.6 %
Total Votes		306	
Andrew Archambo	REP	304	99.35%
Write-in Votes		2	0.65%

REP Benton Clerk		REP Total	
Number of Precincts		1	
Precincts Reporting		1	100.0 %
Times Counted		674/2629	25.6 %
Total Votes		312	
J. Wixson-Passeno	REP	312	100.00%
Write-in Votes		0	0.00%

REP Benton Treasurer		REP Total	
Number of Precincts		1	
Precincts Reporting		1	100.0 %
Times Counted		674/2629	25.6 %
Total Votes		319	
Ann M. Couture	REP	318	99.69%
Write-in Votes		1	0.31%

Election Summary Report
Cheboygan County, MI
2016 General Primary
Summary For Jurisdiction Wide, All Counters, All Races
OFFICIAL

Registered Voters 21112 - Cards Cast 5416 25.65%

Num. Report Precinct 22 - Num. Reporting 22 100.00%

REP Benton Trustee		REP Total	
Number of Precincts		1	
Precincts Reporting		1	100.0 %
Times Counted		674/2629	25.6 %
Total Votes		646	
Charles A. Beckwith	REP	199	30.80%
Michael Charboneau	REP	172	26.63%
Brandon Hesselink	REP	141	21.83%
Doris Pierce	REP	134	20.74%
Write-in Votes		0	0.00%

REP Benton Constable		REP Total	
Number of Precincts		1	
Precincts Reporting		1	100.0 %
Times Counted		674/2629	25.6 %
Total Votes		308	
Tim M. Fenlon	REP	305	99.03%
Write-in Votes		3	0.97%

REP Burt Supervisor		REP Total	
Number of Precincts		1	
Precincts Reporting		1	100.0 %
Times Counted		385/699	55.1 %
Total Votes		349	
Harold L. Koviak	REP	219	62.75%
James J. Larson	REP	130	37.25%
Write-in Votes		0	0.00%

REP Burt Clerk		REP Total	
Number of Precincts		1	
Precincts Reporting		1	100.0 %
Times Counted		385/699	55.1 %
Total Votes		345	
Lori Kindsvatter	REP	145	42.03%
Donna McDougall	REP	200	57.97%
Write-in Votes		0	0.00%

REP Burt Treasurer		REP Total	
Number of Precincts		1	
Precincts Reporting		1	100.0 %
Times Counted		385/699	55.1 %
Total Votes		350	
Shirley A. Reimann	REP	222	63.43%
Linda Steenstra	REP	128	36.57%
Write-in Votes		0	0.00%

REP Burt Trustee		REP Total	
Number of Precincts		1	
Precincts Reporting		1	100.0 %
Times Counted		374/699	53.5 %
Total Votes		618	
Eugene Hodulik	REP	172	27.83%
David P. Hutto	REP	149	24.11%
Kathryn Parker	REP	157	25.40%
James W. Strausbaugh	REP	140	22.65%
Write-in Votes		0	0.00%

REP Burt Constable		REP Total	
Number of Precincts		1	
Precincts Reporting		1	100.0 %
Times Counted		374/699	53.5 %
Total Votes		23	
Write-in Votes		23	100.00%

REP Ellis Supervisor		REP Total	
Number of Precincts		1	
Precincts Reporting		1	100.0 %
Times Counted		126/443	28.4 %
Total Votes		1	
Write-in Votes		1	100.00%

REP Ellis Clerk		REP Total	
Number of Precincts		1	
Precincts Reporting		1	100.0 %
Times Counted		126/443	28.4 %
Total Votes		1	
Write-in Votes		1	100.00%

REP Ellis Treasurer		REP Total	
Number of Precincts		1	
Precincts Reporting		1	100.0 %
Times Counted		126/443	28.4 %
Total Votes		49	
Carolyn Taglauer	REP	49	100.00%
Write-in Votes		0	0.00%

Election Summary Report
Cheboygan County, MI
2016 General Primary
Summary For Jurisdiction Wide, All Counters, All Races
OFFICIAL

Registered Voters 21112 - Cards Cast 5416 25.65%

Num. Report Precinct 22 - Num. Reporting 22 100.00%

REP Ellis Trustee		REP Total	
Number of Precincts		1	
Precincts Reporting		1	100.0 %
Times Counted		126/443	28.4 %
Total Votes		42	
Adam Taglauer	REP	42	100.00%
Write-in Votes		0	0.00%

REP Forest Supervisor		REP Total	
Number of Precincts		1	
Precincts Reporting		1	100.0 %
Times Counted		145/778	18.6 %
Total Votes		88	
Tim Paulus	REP	87	98.86%
Write-in Votes		1	1.14%

REP Forest Clerk		REP Total	
Number of Precincts		1	
Precincts Reporting		1	100.0 %
Times Counted		145/778	18.6 %
Total Votes		88	
Melinda Hambleton	REP	58	65.91%
Esther Ransom	REP	30	34.09%
Write-in Votes		0	0.00%

REP Forest Treasurer		REP Total	
Number of Precincts		1	
Precincts Reporting		1	100.0 %
Times Counted		145/778	18.6 %
Total Votes		87	
Judy Stevens	REP	87	100.00%
Write-in Votes		0	0.00%

REP Forest Trustee		REP Total	
Number of Precincts		1	
Precincts Reporting		1	100.0 %
Times Counted		145/778	18.6 %
Total Votes		149	
Pam Crowe	REP	73	48.99%
Dawn Fenstermaker	REP	41	27.52%
Paul A. Ransom	REP	35	23.49%
Write-in Votes		0	0.00%

REP Forest Constable		REP Total	
Number of Precincts		1	
Precincts Reporting		1	100.0 %
Times Counted		145/778	18.6 %
Total Votes		6	
Write-in Votes		6	100.00%

REP Grant Supervisor		REP Total	
Number of Precincts		1	
Precincts Reporting		1	100.0 %
Times Counted		189/699	27.0 %
Total Votes		6	
Write-in Votes		6	100.00%

REP Grant Clerk		REP Total	
Number of Precincts		1	
Precincts Reporting		1	100.0 %
Times Counted		189/699	27.0 %
Total Votes		4	
Write-in Votes		4	100.00%

REP Grant Treasurer		REP Total	
Number of Precincts		1	
Precincts Reporting		1	100.0 %
Times Counted		189/699	27.0 %
Total Votes		83	
Rachel G. Vallance	REP	83	100.00%
Write-in Votes		0	0.00%

REP Grant Trustee		REP Total	
Number of Precincts		1	
Precincts Reporting		1	100.0 %
Times Counted		189/699	27.0 %
Total Votes		2	
Write-in Votes		2	100.00%

REP Grant Constable		REP Total	
Number of Precincts		1	
Precincts Reporting		1	100.0 %
Times Counted		189/699	27.0 %
Total Votes		74	
Diane Heythaler	REP	74	100.00%
Write-in Votes		0	0.00%

Election Summary Report
Cheboygan County, MI
2016 General Primary
Summary For Jurisdiction Wide, All Counters, All Races
OFFICIAL

Registered Voters 21112 - Cards Cast 5416 25.65%

Num. Report Precinct 22 - Num. Reporting 22 100.00%

REP Hebron Supervisor	REP	Total	
Number of Precincts		1	
Precincts Reporting		1	100.0 %
Times Counted		57/247	23.1 %
Total Votes		3	
Write-in Votes		3	100.00%

REP Hebron Clerk	REP	Total	
Number of Precincts		1	
Precincts Reporting		1	100.0 %
Times Counted		57/247	23.1 %
Total Votes		1	
Write-in Votes		1	100.00%

REP Hebron Treasurer	REP	Total	
Number of Precincts		1	
Precincts Reporting		1	100.0 %
Times Counted		57/247	23.1 %
Total Votes		25	
John Douglas	REP	24	96.00%
Write-in Votes		1	4.00%

REP Hebron Trustee	REP	Total	
Number of Precincts		1	
Precincts Reporting		1	100.0 %
Times Counted		57/247	23.1 %
Total Votes		1	
Write-in Votes		1	100.00%

REP Inverness Supervisor	REP	Total	
Number of Precincts		1	
Precincts Reporting		1	100.0 %
Times Counted		479/1984	24.1 %
Total Votes		265	
Ronald J. Neuman	REP	263	99.25%
Write-in Votes		2	0.75%

REP Inverness Clerk	REP	Total	
Number of Precincts		1	
Precincts Reporting		1	100.0 %
Times Counted		479/1984	24.1 %
Total Votes		279	
Jean L. Beethem	REP	279	100.00%
Write-in Votes		0	0.00%

REP Inverness Treasurer	REP	Total	
Number of Precincts		1	
Precincts Reporting		1	100.0 %
Times Counted		479/1984	24.1 %
Total Votes		271	
Kathy Spray	REP	271	100.00%
Write-in Votes		0	0.00%

REP Inverness Trustee	REP	Total	
Number of Precincts		1	
Precincts Reporting		1	100.0 %
Times Counted		479/1984	24.1 %
Total Votes		261	
Bernard J. Schramm	REP	259	99.23%
Write-in Votes		2	0.77%

REP Inverness Constable	REP	Total	
Number of Precincts		1	
Precincts Reporting		1	100.0 %
Times Counted		479/1984	24.1 %
Total Votes		238	
Roderick V Jones III	REP	236	99.16%
Write-in Votes		2	0.84%

REP Koehler Supervisor	REP	Total	
Number of Precincts		1	
Precincts Reporting		1	100.0 %
Times Counted		158/959	16.5 %
Total Votes		105	
Russell Crawford	REP	102	97.14%
Write-in Votes		3	2.86%

REP Koehler Clerk	REP	Total	
Number of Precincts		1	
Precincts Reporting		1	100.0 %
Times Counted		158/959	16.5 %
Total Votes		108	
Cheryl L. Procknow	REP	107	99.07%
Write-in Votes		1	0.93%

Election Summary Report
Cheboygan County, MI
2016 General Primary
Summary For Jurisdiction Wide, All Counters, All Races
OFFICIAL

Registered Voters 21112 - Cards Cast 5416 25.65%

Num. Report Precinct 22 - Num. Reporting 22 100.00%

REP Koehler Treasurer	REP	Total	
Number of Precincts		1	
Precincts Reporting		1	100.0 %
Times Counted		158/959	16.5 %
Total Votes		107	
Helen L. Zimmer	REP	104	97.20%
Write-in Votes		3	2.80%

REP Koehler Trustee	REP	Total	
Number of Precincts		1	
Precincts Reporting		1	100.0 %
Times Counted		158/959	16.5 %
Total Votes		162	
Frank Cribb	REP	70	43.21%
Richard Knight	REP	91	56.17%
Write-in Votes		1	0.62%

REP Mackinaw Supervisor	REP	Total	
Number of Precincts		1	
Precincts Reporting		1	100.0 %
Times Counted		163/466	35.0 %
Total Votes		100	
Glenn E. Crisp	REP	76	76.00%
Michael Williams	REP	24	24.00%
Write-in Votes		0	0.00%

REP Mackinaw Clerk	REP	Total	
Number of Precincts		1	
Precincts Reporting		1	100.0 %
Times Counted		163/466	35.0 %
Total Votes		81	
Maria Munns	REP	81	100.00%
Write-in Votes		0	0.00%

REP Mackinaw Treasurer	REP	Total	
Number of Precincts		1	
Precincts Reporting		1	100.0 %
Times Counted		163/466	35.0 %
Total Votes		107	
Donna Falor	REP	69	64.49%
Janice L. Williams	REP	38	35.51%
Write-in Votes		0	0.00%

REP Mackinaw Trustee	REP	Total	
Number of Precincts		1	
Precincts Reporting		1	100.0 %
Times Counted		163/466	35.0 %
Total Votes		165	
Charles Chuck Brew	REP	78	47.27%
Deborah L. Closs	REP	87	52.73%
Write-in Votes		0	0.00%

REP Mentor Supervisor	REP	Total	
Number of Precincts		1	
Precincts Reporting		1	100.0 %
Times Counted		159/681	23.3 %
Total Votes		91	
Pete Canistra	REP	91	100.00%
Write-in Votes		0	0.00%

REP Mentor Clerk	REP	Total	
Number of Precincts		1	
Precincts Reporting		1	100.0 %
Times Counted		159/681	23.3 %
Total Votes		95	
Denise I. Leese	REP	94	98.95%
Write-in Votes		1	1.05%

REP Mentor Treasurer	REP	Total	
Number of Precincts		1	
Precincts Reporting		1	100.0 %
Times Counted		159/681	23.3 %
Total Votes		100	
Kathy L. Mattson	REP	99	99.00%
Write-in Votes		1	1.00%

REP Mentor Trustee	REP	Total	
Number of Precincts		1	
Precincts Reporting		1	100.0 %
Times Counted		159/681	23.3 %
Total Votes		150	
Wendy Courneya	REP	76	50.67%
Timothy M. Torrice	REP	74	49.33%
Write-in Votes		0	0.00%

Election Summary Report
Cheboygan County, MI
2016 General Primary
Summary For Jurisdiction Wide, All Counters, All Races
OFFICIAL

Registered Voters 21112 - Cards Cast 5416 25.65%

Num. Report Precinct 22 - Num. Reporting 22 100.00%

REP Mullett Supervisor		REP Total	
Number of Precincts		1	
Precincts Reporting		1	100.0 %
Times Counted		348/1117	31.2 %
Total Votes		198	
Hobart A. Kirsch	REP	192	96.97%
Write-in Votes		6	3.03%

REP Mullett Clerk		REP Total	
Number of Precincts		1	
Precincts Reporting		1	100.0 %
Times Counted		348/1117	31.2 %
Total Votes		211	
Rachel Osborn	REP	211	100.00%
Write-in Votes		0	0.00%

REP Mullett Treasurer		REP Total	
Number of Precincts		1	
Precincts Reporting		1	100.0 %
Times Counted		348/1117	31.2 %
Total Votes		213	
Kathleen A. Flory	REP	212	99.53%
Write-in Votes		1	0.47%

REP Mullett Trustee		REP Total	
Number of Precincts		1	
Precincts Reporting		1	100.0 %
Times Counted		348/1117	31.2 %
Total Votes		426	
John F. Brown	REP	142	33.33%
Dennis J. Dombroski	REP	159	37.32%
Mary O'Hare	REP	124	29.11%
Write-in Votes		1	0.23%

REP Mullett Constable		REP Total	
Number of Precincts		1	
Precincts Reporting		1	100.0 %
Times Counted		348/1117	31.2 %
Total Votes		215	
Edward E. St. Pierre	REP	215	100.00%
Write-in Votes		0	0.00%

REP Munro Supervisor		REP Total	
Number of Precincts		1	
Precincts Reporting		1	100.0 %
Times Counted		184/519	35.5 %
Total Votes		5	
Write-in Votes		5	100.00%

REP Munro Clerk		REP Total	
Number of Precincts		1	
Precincts Reporting		1	100.0 %
Times Counted		184/519	35.5 %
Total Votes		4	
Write-in Votes		4	100.00%

REP Munro Treasurer		REP Total	
Number of Precincts		1	
Precincts Reporting		1	100.0 %
Times Counted		184/519	35.5 %
Total Votes		95	
Cheryl D. Dotski	REP	95	100.00%
Write-in Votes		0	0.00%

REP Munro Trustee		REP Total	
Number of Precincts		1	
Precincts Reporting		1	100.0 %
Times Counted		184/519	35.5 %
Total Votes		87	
Donald Tracey	REP	85	97.70%
Write-in Votes		2	2.30%

REP Munro Constable		REP Total	
Number of Precincts		1	
Precincts Reporting		1	100.0 %
Times Counted		184/519	35.5 %
Total Votes		91	
Matthew Ginop	REP	90	98.90%
Write-in Votes		1	1.10%

REP Nunda Supervisor		REP Total	
Number of Precincts		1	
Precincts Reporting		1	100.0 %
Times Counted		201/844	23.8 %
Total Votes		121	
John D. Moore	REP	117	96.69%
Write-in Votes		4	3.31%

Election Summary Report
Cheboygan County, MI
2016 General Primary
Summary For Jurisdiction Wide, All Counters, All Races
OFFICIAL

Registered Voters 21112 - Cards Cast 5416 25.65%

Num. Report Precinct 22 - Num. Reporting 22 100.00%

REP Nunda Clerk		REP Total	
Number of Precincts		1	
Precincts Reporting		1	100.0 %
Times Counted		201/844	23.8 %
Total Votes		149	
Linda Manier	REP	64	42.95%
E. Marie Sloan	REP	85	57.05%
Write-in Votes		0	0.00%

REP Nunda Treasurer		REP Total	
Number of Precincts		1	
Precincts Reporting		1	100.0 %
Times Counted		201/844	23.8 %
Total Votes		130	
Gloria L. Pierson	REP	128	98.46%
Write-in Votes		2	1.54%

REP Nunda Trustee		REP Total	
Number of Precincts		1	
Precincts Reporting		1	100.0 %
Times Counted		201/844	23.8 %
Total Votes		194	
Wendy L. Loffer	REP	94	48.45%
Sandra Lee Stafford	REP	97	50.00%
Write-in Votes		3	1.55%

REP Tuscarora Supervisor		REP Total	
Number of Precincts		1	
Precincts Reporting		1	100.0 %
Times Counted		961/2634	36.5 %
Total Votes		824	
Carl Muscott	REP	367	44.54%
Michael Ridley	REP	456	55.34%
Write-in Votes		1	0.12%

REP Tuscarora Clerk		REP Total	
Number of Precincts		1	
Precincts Reporting		1	100.0 %
Times Counted		961/2634	36.5 %
Total Votes		607	
Sue Fisher	REP	596	98.19%
Write-in Votes		11	1.81%

REP Tuscarora Treasurer		REP Total	
Number of Precincts		1	
Precincts Reporting		1	100.0 %
Times Counted		961/2634	36.5 %
Total Votes		597	
Bobbi Balazovic	REP	588	98.49%
Write-in Votes		9	1.51%

REP Tuscarora Trustee		REP Total	
Number of Precincts		1	
Precincts Reporting		1	100.0 %
Times Counted		961/2634	36.5 %
Total Votes		1223	
Arthur Doty	REP	369	30.17%
Janet Vance	REP	418	34.18%
Craig Waldron	REP	434	35.49%
Write-in Votes		2	0.16%

REP Tuscarora Park Commission		REP Total	
Number of Precincts		1	
Precincts Reporting		1	100.0 %
Times Counted		961/2634	36.5 %
Total Votes		2257	
Jennifer S. Andrews	REP	519	23.00%
Jim Burke	REP	431	19.10%
David A. Meckstroth	REP	403	17.86%
Mike Saker	REP	457	20.25%
Tom Snyder	REP	436	19.32%
Write-in Votes		11	0.49%

REP Walker Supervisor		REP Total	
Number of Precincts		1	
Precincts Reporting		1	100.0 %
Times Counted		40/233	17.2 %
Total Votes		15	
Daniel L. O'Henley	REP	15	100.00%
Write-in Votes		0	0.00%

REP Walker Clerk		REP Total	
Number of Precincts		1	
Precincts Reporting		1	100.0 %
Times Counted		40/233	17.2 %
Total Votes		18	
Heather Nutt	REP	18	100.00%
Write-in Votes		0	0.00%

Election Summary Report
Cheboygan County, MI
2016 General Primary
Summary For Jurisdiction Wide, All Counters, All Races
OFFICIAL

Registered Voters 21112 - Cards Cast 5416 25.65%

Num. Report Precinct 22 - Num. Reporting 22 100.00%

REP Walker Treasurer		REP Total	
Number of Precincts		1	
Precincts Reporting		1	100.0 %
Times Counted		40/233	17.2 %
Total Votes		15	
Brenda L. Nash	REP	15	100.00%
Write-in Votes		0	0.00%

REP Walker Trustee		REP Total	
Number of Precincts		1	
Precincts Reporting		1	100.0 %
Times Counted		40/233	17.2 %
Total Votes		17	
Judy Eileen Hanel	REP	17	100.00%
Write-in Votes		0	0.00%

REP Waverly Supervisor		REP Total	
Number of Precincts		1	
Precincts Reporting		1	100.0 %
Times Counted		72/366	19.7 %
Total Votes		1	
Write-in Votes		1	100.00%

REP Waverly Clerk		REP Total	
Number of Precincts		1	
Precincts Reporting		1	100.0 %
Times Counted		72/366	19.7 %
Total Votes		44	
Rebecca Hyde	REP	44	100.00%
Write-in Votes		0	0.00%

REP Waverly Treasurer		REP Total	
Number of Precincts		1	
Precincts Reporting		1	100.0 %
Times Counted		72/366	19.7 %
Total Votes		45	
Cynthia M. Drier	REP	45	100.00%
Write-in Votes		0	0.00%

REP Waverly Trustee		REP Total	
Number of Precincts		1	
Precincts Reporting		1	100.0 %
Times Counted		72/366	19.7 %
Total Votes		48	
Isaac Morgan	REP	48	100.00%
Write-in Votes		0	0.00%

REP Waverly Constable		REP Total	
Number of Precincts		1	
Precincts Reporting		1	100.0 %
Times Counted		72/366	19.7 %
Total Votes		40	
Erick Wregglesworth	REP	40	100.00%
Write-in Votes		0	0.00%

REP Wilmot Supervisor		REP Total	
Number of Precincts		1	
Precincts Reporting		1	100.0 %
Times Counted		125/614	20.4 %
Total Votes		75	
Tony Olson	REP	75	100.00%
Write-in Votes		0	0.00%

REP Wilmot Clerk		REP Total	
Number of Precincts		1	
Precincts Reporting		1	100.0 %
Times Counted		125/614	20.4 %
Total Votes		94	
P. P. Bachelder	REP	29	30.85%
Cary Ford	REP	65	69.15%
Write-in Votes		0	0.00%

REP Wilmot Treasurer		REP Total	
Number of Precincts		1	
Precincts Reporting		1	100.0 %
Times Counted		125/614	20.4 %
Total Votes		72	
Shirley A. Ashley	REP	71	98.61%
Write-in Votes		1	1.39%

Election Summary Report
Cheboygan County, MI
2016 General Primary
Summary For Jurisdiction Wide, All Counters, All Races
OFFICIAL

Registered Voters 21112 - Cards Cast 5416 25.65%

Num. Report Precinct 22 - Num. Reporting 22 100.00%

REP Wilmot Trustee		REP Total	
Number of Precincts		1	
Precincts Reporting		1	100.0 %
Times Counted		125/614	20.4 %
Total Votes		116	
Ralph Dubey	REP	64	55.17%
Brenda Sharp	REP	52	44.83%
Write-in Votes		0	0.00%

REP Beaugrand Delegate		REP Total	
Number of Precincts		1	
Precincts Reporting		1	100.0 %
Times Counted		245/945	25.9 %
Total Votes		149	
Curtis P. Chambers	REP	147	98.66%
Write-in Votes		2	1.34%

REP C-Cheboygan 1 Delegate		REP Total	
Number of Precincts		1	
Precincts Reporting		1	100.0 %
Times Counted		45/317	14.2 %
Total Votes		29	
Ned O. Workman	REP	29	100.00%
Write-in Votes		0	0.00%

REP Benton Delegate		REP Total	
Number of Precincts		1	
Precincts Reporting		1	100.0 %
Times Counted		674/2629	25.6 %
Total Votes		304	
Ross Bell	REP	154	50.66%
Brian S. May	REP	149	49.01%
Write-in Votes		1	0.33%

REP C-Cheboygan 2 Delegate		REP Total	
Number of Precincts		1	
Precincts Reporting		1	100.0 %
Times Counted		342/2745	12.5 %
Total Votes		166	
Cynthia Curtis	REP	161	96.99%
Write-in Votes		5	3.01%

REP Burt Delegate		REP Total	
Number of Precincts		1	
Precincts Reporting		1	100.0 %
Times Counted		374/699	53.5 %
Total Votes		249	
Thomas North	REP	248	99.60%
Write-in Votes		1	0.40%

REP C-Cheboygan 3 Delegate		REP Total	
Number of Precincts		1	
Precincts Reporting		1	100.0 %
Times Counted		65/382	17.0 %
Total Votes		31	
Roger J. Kopernik	REP	31	100.00%
Write-in Votes		0	0.00%

REP Ellis Delegate		REP Total	
Number of Precincts		1	
Precincts Reporting		1	100.0 %
Times Counted		126/443	28.4 %
Total Votes		47	
Alan K. May	REP	47	100.00%
Write-in Votes		0	0.00%

REP Aloha Delegate		REP Total	
Number of Precincts		1	
Precincts Reporting		1	100.0 %
Times Counted		253/811	31.2 %
Total Votes		120	
Casey Smith	REP	118	98.33%
Write-in Votes		2	1.67%

REP Forest Delegate		REP Total	
Number of Precincts		1	
Precincts Reporting		1	100.0 %
Times Counted		145/778	18.6 %
Total Votes		82	
Marilyn Kapp Moran	REP	82	100.00%
Write-in Votes		0	0.00%

Election Summary Report
Cheboygan County, MI
2016 General Primary
Summary For Jurisdiction Wide, All Counters, All Races
OFFICIAL

Registered Voters 21112 - Cards Cast 5416 25.65%

Num. Report Precinct 22 - Num. Reporting 22 100.00%

REP Grant Delegate		REP Total	
Number of Precincts		1	
Precincts Reporting		1	100.0 %
Times Counted		189/699	27.0 %
Total Votes		74	
Paul Breed	REP	74	100.00%
Write-in Votes		0	0.00%

REP Hebron Delegate		REP Total	
Number of Precincts		1	
Precincts Reporting		1	100.0 %
Times Counted		57/247	23.1 %
Total Votes		24	
Patrick A. Bell	REP	23	95.83%
Write-in Votes		1	4.17%

REP Inverness Delegate		REP Total	
Number of Precincts		1	
Precincts Reporting		1	100.0 %
Times Counted		479/1984	24.1 %
Total Votes		241	
Catherine A. Stone	REP	241	100.00%
Write-in Votes		0	0.00%

REP Koehler Delegate		REP Total	
Number of Precincts		1	
Precincts Reporting		1	100.0 %
Times Counted		158/959	16.5 %
Total Votes		109	
Sandra Pruder	REP	26	23.85%
Helen L. Zimmer	REP	81	74.31%
Write-in Votes		2	1.83%

REP Mackinaw Delegate		REP Total	
Number of Precincts		1	
Precincts Reporting		1	100.0 %
Times Counted		163/466	35.0 %
Total Votes		82	
Rob Most	REP	82	100.00%
Write-in Votes		0	0.00%

REP Mentor Delegate		REP Total	
Number of Precincts		1	
Precincts Reporting		1	100.0 %
Times Counted		159/681	23.3 %
Total Votes		9	
Write-in Votes		9	100.00%

REP Mullett Delegate		REP Total	
Number of Precincts		1	
Precincts Reporting		1	100.0 %
Times Counted		348/1117	31.2 %
Total Votes		192	
Charles R. McCain	REP	190	98.96%
Write-in Votes		2	1.04%

REP Munro Delegate		REP Total	
Number of Precincts		1	
Precincts Reporting		1	100.0 %
Times Counted		184/519	35.5 %
Total Votes		85	
Robert J. Haig	REP	85	100.00%
Write-in Votes		0	0.00%

REP Nunda Delegate		REP Total	
Number of Precincts		1	
Precincts Reporting		1	100.0 %
Times Counted		201/844	23.8 %
Total Votes		105	
Ross Peppler	REP	102	97.14%
Write-in Votes		3	2.86%

REP Tuscarora Delegate		REP Total	
Number of Precincts		1	
Precincts Reporting		1	100.0 %
Times Counted		961/2634	36.5 %
Total Votes		674	
Roger Jacobs	REP	198	29.38%
Gregory C. Rotter	REP	474	70.33%
Write-in Votes		2	0.30%

Election Summary Report
Cheboygan County, MI
2016 General Primary
Summary For Jurisdiction Wide, All Counters, All Races
OFFICIAL

Registered Voters 21112 - Cards Cast 5416 25.65%

Num. Report Precinct 22 - Num. Reporting 22 100.00%

REP Walker Delegate		REP Total	
Number of Precincts		1	
Precincts Reporting		1	100.0 %
Times Counted		40/233	17.2 %
Total Votes		13	
Daniel L. O'Henley	REP	13	100.00%
Write-in Votes		0	0.00%

REP Waverly Delegate		REP Total	
Number of Precincts		1	
Precincts Reporting		1	100.0 %
Times Counted		72/366	19.7 %
Total Votes		43	
Cynthia M. Drier	REP	43	100.00%
Write-in Votes		0	0.00%

REP Wilmot Delegate		REP Total	
Number of Precincts		1	
Precincts Reporting		1	100.0 %
Times Counted		125/614	20.4 %
Total Votes		75	
Patrick M. Allor	REP	75	100.00%
Write-in Votes		0	0.00%

DEM D1 Congress		DEM Total	
Number of Precincts		22	
Precincts Reporting		22	100.0 %
Times Counted		5405/21112	25.6 %
Total Votes		1024	
Jerry Cannon	DEM	345	33.69%
Lon Johnson	DEM	678	66.21%
Write-in Votes		1	0.10%

DEM D106 Representative		DEM Total	
Number of Precincts		13	
Precincts Reporting		13	100.0 %
Times Counted		3185/11898	26.8 %
Total Votes		696	
Robert Kennedy	DEM	378	54.31%
Erin Kieliszewski	DEM	316	45.40%
Write-in Votes		2	0.29%

DEM D107 Representative		DEM Total	
Number of Precincts		9	
Precincts Reporting		9	100.0 %
Times Counted		2220/9214	24.1 %
Total Votes		303	
Phil Bellfy	DEM	302	99.67%
Write-in Votes		1	0.33%

DEM Prosecuting Attorney		DEM Total	
Number of Precincts		22	
Precincts Reporting		22	100.0 %
Times Counted		5405/21112	25.6 %
Total Votes		1009	
Daryl Vizina	DEM	1001	99.21%
Write-in Votes		8	0.79%

DEM County Sheriff		DEM Total	
Number of Precincts		22	
Precincts Reporting		22	100.0 %
Times Counted		5405/21112	25.6 %
Total Votes		91	
Write-in Votes		91	100.00%

DEM Clerk-Register of Deeds		DEM Total	
Number of Precincts		22	
Precincts Reporting		22	100.0 %
Times Counted		5405/21112	25.6 %
Total Votes		956	
Amber L. Libby	DEM	952	99.58%
Write-in Votes		4	0.42%

DEM County Treasurer		DEM Total	
Number of Precincts		22	
Precincts Reporting		22	100.0 %
Times Counted		5405/21112	25.6 %
Total Votes		82	
Write-in Votes		82	100.00%

DEM FT Road Commission		DEM Total	
Number of Precincts		22	
Precincts Reporting		22	100.0 %
Times Counted		5405/21112	25.6 %
Total Votes		970	
Michael J. Donovan	DEM	960	98.97%
Write-in Votes		10	1.03%

Election Summary Report
Cheboygan County, MI
2016 General Primary
Summary For Jurisdiction Wide, All Counters, All Races
OFFICIAL

Registered Voters 21112 - Cards Cast 5416 25.65%

Num. Report Precinct 22 - Num. Reporting 22 100.00%

DEM PT Road Commission	DEM	Total	
Number of Precincts		22	
Precincts Reporting		22	100.0 %
Times Counted		5405/21112	25.6 %
Total Votes		968	
Joe LaHaie	DEM	963	99.48%
Write-in Votes		5	0.52%

DEM Drain Commissioner	DEM	Total	
Number of Precincts		22	
Precincts Reporting		22	100.0 %
Times Counted		5405/21112	25.6 %
Total Votes		950	
Roger Gauthier	DEM	942	99.16%
Write-in Votes		8	0.84%

DEM Surveyor	DEM	Total	
Number of Precincts		22	
Precincts Reporting		22	100.0 %
Times Counted		5405/21112	25.6 %
Total Votes		81	
Write-in Votes		81	100.00%

DEM D1 Commissioner	DEM	Total	
Number of Precincts		6	
Precincts Reporting		6	100.0 %
Times Counted		1068/3193	33.4 %
Total Votes		114	
Vincent Lumetta	DEM	112	98.25%
Write-in Votes		2	1.75%

DEM D2 Commissioner	DEM	Total	
Number of Precincts		2	
Precincts Reporting		2	100.0 %
Times Counted		360/2881	12.5 %
Total Votes		99	
Bruce Gauthier	DEM	99	100.00%
Write-in Votes		0	0.00%

DEM D3 Commissioner	DEM	Total	
Number of Precincts		2	
Precincts Reporting		2	100.0 %
Times Counted		739/3011	24.5 %
Total Votes		165	
Rob Ross	DEM	165	100.00%
Write-in Votes		0	0.00%

DEM D4 Commissioner	DEM	Total	
Number of Precinets		2	
Precincts Reporting		2	100.0 %
Times Counted		809/2965	27.3 %
Total Votes		10	
Write-in Votes		10	100.00%

DEM D5 Commissioner	DEM	Total	
Number of Precincts		4	
Precincts Reporting		4	100.0 %
Times Counted		672/2835	23.7 %
Total Votes		13	
Write-in Votes		13	100.00%

DEM D6 Commissioner	DEM	Total	
Number of Precincts		2	
Precincts Reporting		2	100.0 %
Times Counted		1120/3315	33.8 %
Total Votes		102	
Cynthia A. Kress	DEM	102	100.00%
Write-in Votes		0	0.00%

DEM D7 Commissioner	DEM	Total	
Number of Precincts		5	
Precincts Reporting		5	100.0 %
Times Counted		637/2912	21.9 %
Total Votes		140	
Kathleen LaPeer	DEM	77	55.00%
Brian Veihl	DEM	60	42.86%
Write-in Votes		3	2.14%

DEM Aloha Supervisor	DEM	Total	
Number of Precincts		1	
Precincts Reporting		1	100.0 %
Times Counted		253/811	31.2 %
Total Votes		6	
Write-in Votes		6	100.00%

Election Summary Report
Cheboygan County, MI
2016 General Primary
Summary For Jurisdiction Wide, All Counters, All Races
OFFICIAL

Registered Voters 21112 - Cards Cast 5416 25.65%

Num. Report Precinct 22 - Num. Reporting 22 100.00%

DEM Aloha Clerk	DEM	Total	
Number of Precincts		1	
Precincts Reporting		1	100.0 %
Times Counted		253/811	31.2 %
Total Votes		7	
Write-in Votes		7	100.00%

DEM Aloha Treasurer	DEM	Total	
Number of Precincts		1	
Precincts Reporting		1	100.0 %
Times Counted		253/811	31.2 %
Total Votes		6	
Write-in Votes		6	100.00%

DEM Aloha Trustee	DEM	Total	
Number of Precincts		1	
Precincts Reporting		1	100.0 %
Times Counted		253/811	31.2 %
Total Votes		43	
Larry Charboneau	DEM	41	95.35%
Write-in Votes		2	4.65%

DEM Beaugrand Supervisor	DEM	Total	
Number of Precincts		1	
Precincts Reporting		1	100.0 %
Times Counted		245/945	25.9 %
Total Votes		32	
Linda J. Rogers	DEM	32	100.00%
Write-in Votes		0	0.00%

DEM Beaugrand Clerk	DEM	Total	
Number of Precincts		1	
Precincts Reporting		1	100.0 %
Times Counted		245/945	25.9 %
Total Votes		4	
Write-in Votes		4	100.00%

DEM Beaugrand Treasurer	DEM	Total	
Number of Precincts		1	
Precincts Reporting		1	100.0 %
Times Counted		245/945	25.9 %
Total Votes		3	
Write-in Votes		3	100.00%

DEM Beaugrand Trustee	DEM	Total	
Number of Precincts		1	
Precincts Reporting		1	100.0 %
Times Counted		245/945	25.9 %
Total Votes		5	
Write-in Votes		5	100.00%

DEM Beaugrand Constable	DEM	Total	
Number of Precincts		1	
Precincts Reporting		1	100.0 %
Times Counted		245/945	25.9 %
Total Votes		4	
Write-in Votes		4	100.00%

DEM Benton Supervisor	DEM	Total	
Number of Precincts		1	
Precincts Reporting		1	100.0 %
Times Counted		674/2629	25.6 %
Total Votes		14	
Write-in Votes		14	100.00%

DEM Benton Clerk	DEM	Total	
Number of Precincts		1	
Precincts Reporting		1	100.0 %
Times Counted		674/2629	25.6 %
Total Votes		143	
Samuel Bohl	DEM	142	99.30%
Write-in Votes		1	0.70%

DEM Benton Treasurer	DEM	Total	
Number of Precincts		1	
Precincts Reporting		1	100.0 %
Times Counted		674/2629	25.6 %
Total Votes		13	
Write-in Votes		13	100.00%

DEM Benton Trustee	DEM	Total	
Number of Precincts		1	
Precincts Reporting		1	100.0 %
Times Counted		674/2629	25.6 %
Total Votes		155	
Gretchen Charboneau	DEM	152	98.06%
Write-in Votes		3	1.94%

Election Summary Report
Cheboygan County, MI
2016 General Primary
Summary For Jurisdiction Wide, All Counters, All Races
OFFICIAL

Registered Voters 21112 - Cards Cast 5416 25.65%

Num. Report Precinct 22 - Num. Reporting 22 100.00%

DEM Benton Constable	DEM	
	Total	
Number of Precincts	1	
Precincts Reporting	1	100.0 %
Times Counted	674/2629	25.6 %
Total Votes	14	
Write-in Votes	14	100.00%

DEM Burt Supervisor	DEM	
	Total	
Number of Precincts	1	
Precincts Reporting	1	100.0 %
Times Counted	374/699	53.5 %
Total Votes	3	
Write-in Votes	3	100.00%

DEM Burt Clerk	DEM	
	Total	
Number of Precincts	1	
Precincts Reporting	1	100.0 %
Times Counted	374/699	53.5 %
Total Votes	3	
Write-in Votes	3	100.00%

DEM Burt Treasurer	DEM	
	Total	
Number of Precincts	1	
Precincts Reporting	1	100.0 %
Times Counted	374/699	53.5 %
Total Votes	3	
Write-in Votes	3	100.00%

DEM Burt Trustee	DEM	
	Total	
Number of Precincts	1	
Precincts Reporting	1	100.0 %
Times Counted	374/699	53.5 %
Total Votes	4	
Write-in Votes	4	100.00%

DEM Burt Constable	DEM	
	Total	
Number of Precincts	1	
Precincts Reporting	1	100.0 %
Times Counted	374/699	53.5 %
Total Votes	3	
Write-in Votes	3	100.00%

DEM Ellis Supervisor	DEM		
		Total	
Number of Precincts		1	
Precincts Reporting		1	100.0 %
Times Counted		126/443	28.4 %
Total Votes		37	
Jim LaPeer	DEM	37	100.00%
Write-in Votes		0	0.00%

DEM Ellis Clerk	DEM		
		Total	
Number of Precincts		1	
Precincts Reporting		1	100.0 %
Times Counted		126/443	28.4 %
Total Votes		32	
Sheryl A. Hilliker	DEM	32	100.00%
Write-in Votes		0	0.00%

DEM Ellis Treasurer	DEM		
		Total	
Number of Precincts		1	
Precincts Reporting		1	100.0 %
Times Counted		126/443	28.4 %
Total Votes		5	
Write-in Votes		5	100.00%

DEM Ellis Trustee	DEM		
		Total	
Number of Precincts		1	
Precincts Reporting		1	100.0 %
Times Counted		126/443	28.4 %
Total Votes		34	
Charles Beebe	DEM	34	100.00%
Write-in Votes		0	0.00%

DEM Forest Supervisor	DEM		
		Total	
Number of Precincts		1	
Precincts Reporting		1	100.0 %
Times Counted		145/778	18.6 %
Total Votes		2	
Write-in Votes		2	100.00%

DEM Forest Clerk	DEM		
		Total	
Number of Precincts		1	
Precincts Reporting		1	100.0 %
Times Counted		145/778	18.6 %
Total Votes		38	
Judy Church	DEM	38	100.00%
Write-in Votes		0	0.00%

Election Summary Report
Cheboygan County, MI
2016 General Primary
Summary For Jurisdiction Wide, All Counters, All Races
OFFICIAL

Registered Voters 21112 - Cards Cast 5416 25.65%

Num. Report Precinct 22 - Num. Reporting 22 100.00%

DEM Forest Treasurer	DEM	Total	
Number of Precincts		1	
Precincts Reporting		1	100.0 %
Times Counted		145/778	18.6 %
Total Votes		3	
Write-in Votes		3	100.00%

DEM Forest Trustee	DEM	Total	
Number of Precincts		1	
Precincts Reporting		1	100.0 %
Times Counted		145/778	18.6 %
Total Votes		33	
Marlene A. Hopkins	DEM	33	100.00%
Write-in Votes		0	0.00%

DEM Forest Constable	DEM	Total	
Number of Precincts		1	
Precincts Reporting		1	100.0 %
Times Counted		145/778	18.6 %
Total Votes		38	
Duane Buzzell	DEM	38	100.00%
Write-in Votes		0	0.00%

DEM Grant Supervisor	DEM	Total	
Number of Precincts		1	
Precincts Reporting		1	100.0 %
Times Counted		189/699	27.0 %
Total Votes		62	
C. Gil Archambo	DEM	62	100.00%
Write-in Votes		0	0.00%

DEM Grant Clerk	DEM	Total	
Number of Precincts		1	
Precincts Reporting		1	100.0 %
Times Counted		189/699	27.0 %
Total Votes		62	
Judi Chimner	DEM	62	100.00%
Write-in Votes		0	0.00%

DEM Grant Treasurer	DEM	Total	
Number of Precincts		1	
Precincts Reporting		1	100.0 %
Times Counted		189/699	27.0 %
Total Votes		3	
Write-in Votes		3	100.00%

DEM Grant Trustee	DEM	Total	
Number of Precincts		1	
Precincts Reporting		1	100.0 %
Times Counted		189/699	27.0 %
Total Votes		97	
Eric A. Boyd	DEM	51	52.58%
Elyn Kallio	DEM	46	47.42%
Write-in Votes		0	0.00%

DEM Grant Constable	DEM	Total	
Number of Precincts		1	
Precincts Reporting		1	100.0 %
Times Counted		189/699	27.0 %
Total Votes		57	
Doug Hempenstall	DEM	57	100.00%
Write-in Votes		0	0.00%

DEM Hebron Supervisor	DEM	Total	
Number of Precincts		1	
Precincts Reporting		1	100.0 %
Times Counted		57/247	23.1 %
Total Votes		10	
Charles E. Ostwald	DEM	10	100.00%
Write-in Votes		0	0.00%

DEM Hebron Clerk	DEM	Total	
Number of Precincts		1	
Precincts Reporting		1	100.0 %
Times Counted		57/247	23.1 %
Total Votes		10	
Gary Douglas	DEM	10	100.00%
Write-in Votes		0	0.00%

DEM Hebron Treasurer	DEM	Total	
Number of Precincts		1	
Precincts Reporting		1	100.0 %
Times Counted		57/247	23.1 %
Total Votes		0	
Write-in Votes		0	N/A

Election Summary Report
Cheboygan County, MI
2016 General Primary
Summary For Jurisdiction Wide, All Counters, All Races
OFFICIAL

Registered Voters 21112 - Cards Cast 5416 25.65%

Num. Report Precinct 22 - Num. Reporting 22 100.00%

DEM Hebron Trustee		DEM Total	
Number of Precincts		1	
Precincts Reporting		1	100.0 %
Times Counted		57/247	23.1 %
Total Votes		20	
Judith A. Otswald	DEM	10	50.00%
Lisa J. Wheelock	DEM	10	50.00%
Write-in Votes		0	0.00%

DEM Inverness Supervisor	DEM Total	
Number of Precincts	1	
Precincts Reporting	1	100.0 %
Times Counted	479/1984	24.1 %
Total Votes	8	
Write-in Votes	8	100.00%

DEM Inverness Clerk	DEM Total	
Number of Precincts	1	
Precincts Reporting	1	100.0 %
Times Counted	479/1984	24.1 %
Total Votes	7	
Write-in Votes	7	100.00%

DEM Inverness Treasurer	DEM Total	
Number of Precincts	1	
Precincts Reporting	1	100.0 %
Times Counted	479/1984	24.1 %
Total Votes	7	
Write-in Votes	7	100.00%

DEM Inverness Trustee		DEM Total	
Number of Precincts		1	
Precincts Reporting		1	100.0 %
Times Counted		479/1984	24.1 %
Total Votes		111	
Tim Borowicz	DEM	110	99.10%
Write-in Votes		1	0.90%

DEM Inverness Constable		DEM Total	
Number of Precincts		1	
Precincts Reporting		1	100.0 %
Times Counted		479/1984	24.1 %
Total Votes		116	
Richard Jankoviak	DEM	115	99.14%
Write-in Votes		1	0.86%

DEM Koehler Supervisor	DEM Total	
Number of Precincts	1	
Precincts Reporting	1	100.0 %
Times Counted	158/959	16.5 %
Total Votes	0	
Write-in Votes	0	N/A

DEM Koehler Clerk	DEM Total	
Number of Precincts	1	
Precincts Reporting	1	100.0 %
Times Counted	158/959	16.5 %
Total Votes	0	
Write-in Votes	0	N/A

DEM Koehler Treasurer	DEM Total	
Number of Precincts	1	
Precincts Reporting	1	100.0 %
Times Counted	158/959	16.5 %
Total Votes	0	
Write-in Votes	0	N/A

DEM Koehler Trustee	DEM Total	
Number of Precincts	1	
Precincts Reporting	1	100.0 %
Times Counted	158/959	16.5 %
Total Votes	0	
Write-in Votes	0	N/A

DEM Mackinaw Supervisor	DEM Total	
Number of Precincts	1	
Precincts Reporting	1	100.0 %
Times Counted	163/466	35.0 %
Total Votes	3	
Write-in Votes	3	100.00%

DEM Mackinaw Clerk	DEM Total	
Number of Precincts	1	
Precincts Reporting	1	100.0 %
Times Counted	163/466	35.0 %
Total Votes	3	
Write-in Votes	3	100.00%

Election Summary Report
Cheboygan County, MI
2016 General Primary
Summary For Jurisdiction Wide, All Counters, All Races
OFFICIAL

Registered Voters 21112 - Cards Cast 5416 25.65%

Num. Report Precinct 22 - Num. Reporting 22 100.00%

DEM Mackinaw Treasurer	DEM Total	
Number of Precincts	1	
Precincts Reporting	1	100.0 %
Times Counted	163/466	35.0 %
Total Votes	1	
Write-in Votes	1	100.00%

DEM Mackinaw Trustee	DEM Total	
Number of Precincts	1	
Precincts Reporting	1	100.0 %
Times Counted	163/466	35.0 %
Total Votes	4	
Write-in Votes	4	100.00%

DEM Mentor Supervisor	DEM Total	
Number of Precincts	1	
Precincts Reporting	1	100.0 %
Times Counted	159/681	23.3 %
Total Votes	3	
Write-in Votes	3	100.00%

DEM Mentor Clerk	DEM Total	
Number of Precincts	1	
Precincts Reporting	1	100.0 %
Times Counted	159/681	23.3 %
Total Votes	2	
Write-in Votes	2	100.00%

DEM Mentor Treasurer	DEM Total	
Number of Precincts	1	
Precincts Reporting	1	100.0 %
Times Counted	159/681	23.3 %
Total Votes	2	
Write-in Votes	2	100.00%

DEM Mentor Trustee	DEM Total	
Number of Precincts	1	
Precincts Reporting	1	100.0 %
Times Counted	159/681	23.3 %
Total Votes	3	
Write-in Votes	3	100.00%

DEM Mullett Supervisor	DEM Total	
Number of Precincts	1	
Precincts Reporting	1	100.0 %
Times Counted	348/1117	31.2 %
Total Votes	5	
Write-in Votes	5	100.00%

DEM Mullett Clerk	DEM Total	
Number of Precincts	1	
Precincts Reporting	1	100.0 %
Times Counted	348/1117	31.2 %
Total Votes	3	
Write-in Votes	3	100.00%

DEM Mullett Treasurer	DEM Total	
Number of Precincts	1	
Precincts Reporting	1	100.0 %
Times Counted	348/1117	31.2 %
Total Votes	46	
Joyce V. Stroman DEM	45	97.83%
Write-in Votes	1	2.17%

DEM Mullett Trustee	DEM Total	
Number of Precincts	1	
Precincts Reporting	1	100.0 %
Times Counted	348/1117	31.2 %
Total Votes	5	
Write-in Votes	5	100.00%

DEM Mullett Constable	DEM Total	
Number of Precincts	1	
Precincts Reporting	1	100.0 %
Times Counted	348/1117	31.2 %
Total Votes	4	
Write-in Votes	4	100.00%

DEM Munro Supervisor	DEM Total	
Number of Precincts	1	
Precincts Reporting	1	100.0 %
Times Counted	184/519	35.5 %
Total Votes	29	
Charles Antkoviak DEM	29	100.00%
Write-in Votes	0	0.00%

Election Summary Report
Cheboygan County, MI
2016 General Primary
Summary For Jurisdiction Wide, All Counters, All Races
OFFICIAL

Registered Voters 21112 - Cards Cast 5416 25.65%

Num. Report Precinct 22 - Num. Reporting 22 100.00%

DEM Munro Clerk		DEM Total	
Number of Precincts		1	
Precincts Reporting		1	100.0 %
Times Counted		184/519	35.5 %
Total Votes		30	
Mary E. Bur	DEM	30	100.00%
Write-in Votes		0	0.00%

DEM Munro Treasurer	DEM Total	
Number of Precincts	1	
Precincts Reporting	1	100.0 %
Times Counted	184/519	35.5 %
Total Votes	5	
Write-in Votes	5	100.00%

DEM Munro Trustee		DEM Total	
Number of Precincts		1	
Precincts Reporting		1	100.0 %
Times Counted		184/519	35.5 %
Total Votes		28	
Paul S. Nows	DEM	28	100.00%
Write-in Votes		0	0.00%

DEM Munro Constable	DEM Total	
Number of Precincts	1	
Precincts Reporting	1	100.0 %
Times Counted	184/519	35.5 %
Total Votes	5	
Write-in Votes	5	100.00%

DEM Nunda Supervisor	DEM Total	
Number of Precincts	1	
Precincts Reporting	1	100.0 %
Times Counted	201/844	23.8 %
Total Votes	5	
Write-in Votes	5	100.00%

DEM Nunda Clerk	DEM Total	
Number of Precincts	1	
Precincts Reporting	1	100.0 %
Times Counted	201/844	23.8 %
Total Votes	6	
Write-in Votes	6	100.00%

DEM Nunda Treasurer	DEM Total	
Number of Precincts	1	
Precincts Reporting	1	100.0 %
Times Counted	201/844	23.8 %
Total Votes	4	
Write-in Votes	4	100.00%

DEM Nunda Trustee	DEM Total	
Number of Precincts	1	
Precincts Reporting	1	100.0 %
Times Counted	201/844	23.8 %
Total Votes	5	
Write-in Votes	5	100.00%

DEM Tuscarora Supervisor	DEM Total	
Number of Precincts	1	
Precincts Reporting	1	100.0 %
Times Counted	961/2634	36.5 %
Total Votes	3	
Write-in Votes	3	100.00%

DEM Tuscarora Clerk	DEM Total	
Number of Precincts	1	
Precincts Reporting	1	100.0 %
Times Counted	961/2634	36.5 %
Total Votes	3	
Write-in Votes	3	100.00%

DEM Tuscarora Treasurer	DEM Total	
Number of Precincts	1	
Precincts Reporting	1	100.0 %
Times Counted	961/2634	36.5 %
Total Votes	3	
Write-in Votes	3	100.00%

DEM Tuscarora Trustee		DEM Total	
Number of Precincts		1	
Precincts Reporting		1	100.0 %
Times Counted		961/2634	36.5 %
Total Votes		56	
Roger Jacobs	DEM	56	100.00%
Write-in Votes		0	0.00%

Election Summary Report
Cheboygan County, MI
2016 General Primary
Summary For Jurisdiction Wide, All Counters, All Races
OFFICIAL

Registered Voters 21112 - Cards Cast 5416 25.65%

Num. Report Precinct 22 - Num. Reporting 22 100.00%

DEM Tuscarora Park Commission	DEM	Total	
Number of Precincts		1	
Precincts Reporting		1	100.0 %
Times Counted		961/2634	36.5 %
Total Votes		6	
Write-in Votes		6	100.00%

DEM Walker Supervisor	DEM	Total	
Number of Precincts		1	
Precincts Reporting		1	100.0 %
Times Counted		40/233	17.2 %
Total Votes		17	
Kelly Key	DEM	17	100.00%
Write-in Votes		0	0.00%

DEM Walker Clerk	DEM	Total	
Number of Precincts		1	
Precincts Reporting		1	100.0 %
Times Counted		40/233	17.2 %
Total Votes		0	
Write-in Votes		0	N/A

DEM Walker Treasurer	DEM	Total	
Number of Precincts		1	
Precincts Reporting		1	100.0 %
Times Counted		40/233	17.2 %
Total Votes		0	
Write-in Votes		0	N/A

DEM Walker Trustee	DEM	Total	
Number of Precincts		1	
Precincts Reporting		1	100.0 %
Times Counted		40/233	17.2 %
Total Votes		14	
Marsha Passino	DEM	14	100.00%
Write-in Votes		0	0.00%

DEM Waverly Supervisor	DEM	Total	
Number of Precincts		1	
Precincts Reporting		1	100.0 %
Times Counted		72/366	19.7 %
Total Votes		11	
Kory Hyde	DEM	11	100.00%
Write-in Votes		0	0.00%

DEM Waverly Clerk	DEM	Total	
Number of Precincts		1	
Precincts Reporting		1	100.0 %
Times Counted		72/366	19.7 %
Total Votes		2	
Write-in Votes		2	100.00%

DEM Waverly Treasurer	DEM	Total	
Number of Precincts		1	
Precincts Reporting		1	100.0 %
Times Counted		72/366	19.7 %
Total Votes		2	
Write-in Votes		2	100.00%

DEM Waverly Trustee	DEM	Total	
Number of Precincts		1	
Precincts Reporting		1	100.0 %
Times Counted		72/366	19.7 %
Total Votes		3	
Write-in Votes		3	100.00%

DEM Waverly Constable	DEM	Total	
Number of Precincts		1	
Precincts Reporting		1	100.0 %
Times Counted		72/366	19.7 %
Total Votes		4	
Write-in Votes		4	100.00%

DEM Wilmot Supervisor	DEM	Total	
Number of Precincts		1	
Precincts Reporting		1	100.0 %
Times Counted		125/614	20.4 %
Total Votes		0	
Write-in Votes		0	N/A

DEM Wilmot Clerk	DEM	Total	
Number of Precincts		1	
Precincts Reporting		1	100.0 %
Times Counted		125/614	20.4 %
Total Votes		0	
Write-in Votes		0	N/A

Election Summary Report
Cheboygan County, MI
2016 General Primary
Summary For Jurisdiction Wide, All Counters, All Races
OFFICIAL

Registered Voters 21112 - Cards Cast 5416 25.65%

Num. Report Precinct 22 - Num. Reporting 22 100.00%

DEM Wilmot Treasurer	DEM	Total	
Number of Precincts		1	
Precincts Reporting		1	100.0 %
Times Counted		125/614	20.4 %
Total Votes		16	
Tierney Farhat	DEM	16	100.00%
Write-in Votes		0	0.00%

DEM Wilmot Trustee	DEM	Total	
Number of Precincts		1	
Precincts Reporting		1	100.0 %
Times Counted		125/614	20.4 %
Total Votes		18	
James A. Northrop Jr	DEM	18	100.00%
Write-in Votes		0	0.00%

DEM C-Cheboygan 1 Delegate	DEM	Total	
Number of Precincts		1	
Precincts Reporting		1	100.0 %
Times Counted		45/317	14.2 %
Total Votes		1	
Write-in Votes		1	100.00%

DEM C-Cheboygan 2 Delegate	DEM	Total	
Number of Precincts		1	
Precincts Reporting		1	100.0 %
Times Counted		342/2745	12.5 %
Total Votes		6	
Write-in Votes		6	100.00%

DEM C-Cheboygan 3 Delegate	DEM	Total	
Number of Precincts		1	
Precincts Reporting		1	100.0 %
Times Counted		65/382	17.0 %
Total Votes		6	
Write-in Votes		6	100.00%

DEM Aloha Delegate	DEM	Total	
Number of Precincts		1	
Precincts Reporting		1	100.0 %
Times Counted		253/811	31.2 %
Total Votes		7	
Write-in Votes		7	100.00%

DEM Beaugrand Delegate	DEM	Total	
Number of Precincts		1	
Precincts Reporting		1	100.0 %
Times Counted		245/945	25.9 %
Total Votes		4	
Write-in Votes		4	100.00%

DEM Benton Delegate	DEM	Total	
Number of Precincts		1	
Precincts Reporting		1	100.0 %
Times Counted		674/2629	25.6 %
Total Votes		147	
Richard Seeger	DEM	147	100.00%
Write-in Votes		0	0.00%

DEM Burt Delegate	DEM	Total	
Number of Precincts		1	
Precincts Reporting		1	100.0 %
Times Counted		374/699	53.5 %
Total Votes		3	
Write-in Votes		3	100.00%

DEM Ellis Delegate	DEM	Total	
Number of Precincts		1	
Precincts Reporting		1	100.0 %
Times Counted		126/443	28.4 %
Total Votes		6	
Write-in Votes		6	100.00%

DEM Forest Delegate	DEM	Total	
Number of Precincts		1	
Precincts Reporting		1	100.0 %
Times Counted		145/778	18.6 %
Total Votes		2	
Write-in Votes		2	100.00%

DEM Grant Delegate	DEM	Total	
Number of Precincts		1	
Precincts Reporting		1	100.0 %
Times Counted		189/699	27.0 %
Total Votes		4	
Write-in Votes		4	100.00%

Election Summary Report
Cheboygan County, MI
2016 General Primary
Summary For Jurisdiction Wide, All Counters, All Races
OFFICIAL

Registered Voters 21112 - Cards Cast 5416 25.65%

Num. Report Precinct 22 - Num. Reporting 22 100.00%

DEM Hebron Delegate	DEM Total	
Number of Precincts	1	
Precincts Reporting	1	100.0 %
Times Counted	57/247	23.1 %
Total Votes	0	
Write-in Votes	0	N/A

DEM Munro Delegate	DEM Total	
Number of Precincts	1	
Precincts Reporting	1	100.0 %
Times Counted	184/519	35.5 %
Total Votes	6	
Write-in Votes	6	100.00%

DEM Inverness Delegate	DEM Total	
Number of Precincts	1	
Precincts Reporting	1	100.0 %
Times Counted	479/1984	24.1 %
Total Votes	6	
Write-in Votes	6	100.00%

DEM Nunda Delegate	DEM Total	
Number of Precincts	1	
Precincts Reporting	1	100.0 %
Times Counted	201/844	23.8 %
Total Votes	5	
Write-in Votes	5	100.00%

DEM Koehler Delegate	DEM Total	
Number of Precincts	1	
Precincts Reporting	1	100.0 %
Times Counted	158/959	16.5 %
Total Votes	0	
Write-in Votes	0	N/A

DEM Tuscarora Delegate	DEM Total	
Number of Precincts	1	
Precincts Reporting	1	100.0 %
Times Counted	961/2634	36.5 %
Total Votes	3	
Write-in Votes	3	100.00%

DEM Mackinaw Delegate	DEM Total	
Number of Precincts	1	
Precincts Reporting	1	100.0 %
Times Counted	163/466	35.0 %
Total Votes	3	
Write-in Votes	3	100.00%

DEM Walker Delegate	DEM Total	
Number of Precincts	1	
Precincts Reporting	1	100.0 %
Times Counted	40/233	17.2 %
Total Votes	0	
Write-in Votes	0	N/A

DEM Mentor Delegate	DEM Total	
Number of Precincts	1	
Precincts Reporting	1	100.0 %
Times Counted	159/681	23.3 %
Total Votes	2	
Write-in Votes	2	100.00%

DEM Waverly Delegate	DEM Total	
Number of Precincts	1	
Precincts Reporting	1	100.0 %
Times Counted	72/366	19.7 %
Total Votes	2	
Write-in Votes	2	100.00%

DEM Mullett Delegate	DEM Total	
Number of Precincts	1	
Precincts Reporting	1	100.0 %
Times Counted	348/1117	31.2 %
Total Votes	3	
Write-in Votes	3	100.00%

DEM Wilmot Delegate	DEM Total	
Number of Precincts	1	
Precincts Reporting	1	100.0 %
Times Counted	125/614	20.4 %
Total Votes	1	
Write-in Votes	1	100.00%

Election Summary Report
Cheboygan County, MI
2016 General Primary
Summary For Jurisdiction Wide, All Counters, All Races
OFFICIAL

Registered Voters 21112 - Cards Cast 5416 25.65%

Num. Report Precinct 22 - Num. Reporting 22 100.00%

County Tax Lim Prop

	Total	
Number of Precincts	22	
Precincts Reporting	22	100.0 %
Times Counted	5405/21112	25.6 %
Total Votes	4379	
YES	2296	52.43%
NO	2083	47.57%

Koehler Tw Fire Prop

	Total	
Number of Precincts	1	
Precincts Reporting	1	100.0 %
Times Counted	158/959	16.5 %
Total Votes	141	
YES	93	65.96%
NO	48	34.04%

Burt Tw Gen Ops Prop

	Total	
Number of Precincts	1	
Precincts Reporting	1	100.0 %
Times Counted	385/699	55.1 %
Total Votes	345	
YES	247	71.59%
NO	98	28.41%

Mackinaw T Fire Prop

	Total	
Number of Precincts	1	
Precincts Reporting	1	100.0 %
Times Counted	163/466	35.0 %
Total Votes	125	
YES	79	63.20%
NO	46	36.80%

Burt Twp Fire Prop

	Total	
Number of Precincts	1	
Precincts Reporting	1	100.0 %
Times Counted	385/699	55.1 %
Total Votes	349	
YES	303	86.82%
NO	46	13.18%

Mullett Twp Ops Prop

	Total	
Number of Precincts	1	
Precincts Reporting	1	100.0 %
Times Counted	348/1117	31.2 %
Total Votes	313	
YES	203	64.86%
NO	110	35.14%

Burt Tw Road Prop

	Total	
Number of Precincts	1	
Precincts Reporting	1	100.0 %
Times Counted	385/699	55.1 %
Total Votes	347	
YES	276	79.54%
NO	71	20.46%

Mullet Tw Fire Prop

	Total	
Number of Precincts	1	
Precincts Reporting	1	100.0 %
Times Counted	348/1117	31.2 %
Total Votes	318	
YES	256	80.50%
NO	62	19.50%

Ellis Twp Road Prop

	Total	
Number of Precincts	1	
Precincts Reporting	1	100.0 %
Times Counted	126/443	28.4 %
Total Votes	110	
YES	85	77.27%
NO	25	22.73%

Nunda Twp Fire Prop

	Total	
Number of Precincts	1	
Precincts Reporting	1	100.0 %
Times Counted	201/844	23.8 %
Total Votes	167	
YES	126	75.45%
NO	41	24.55%

Election Summary Report
Cheboygan County, MI
2016 General Primary
Summary For Jurisdiction Wide, All Counters, All Races
OFFICIAL

Registered Voters 21112 - Cards Cast 5416 25.65%

Num. Report Precinct 22 - Num. Reporting 22 100.00%

Tuscarora PIEG Prop

	Total	
Number of Precincts	1	
Precincts Reporting	1	100.0 %
Times Counted	961/2634	36.5 %
Total Votes	749	
YES	472	63.02%
NO	277	36.98%

Cheboy Library Prop

	Total	
Number of Precincts	10	
Precincts Reporting	10	100.0 %
Times Counted	2484/11061	22.5 %
Total Votes	2107	
YES	896	42.52%
NO	1211	57.48%

Walker Twp Roads

	Total	
Number of Precincts	1	
Precincts Reporting	1	100.0 %
Times Counted	40/233	17.2 %
Total Votes	34	
YES	24	70.59%
NO	10	29.41%

Waverly Tw Fire Prop

	Total	
Number of Precincts	1	
Precincts Reporting	1	100.0 %
Times Counted	72/366	19.7 %
Total Votes	66	
YES	49	74.24%
NO	17	25.76%

Inland Lks Sch Prop

	Total	
Number of Precincts	6	
Precincts Reporting	6	100.0 %
Times Counted	1538/5233	29.4 %
Total Votes	1362	
YES	913	67.03%
NO	449	32.97%

Vanderbilt Sch Prop

	Total	
Number of Precincts	1	
Precincts Reporting	1	100.0 %
Times Counted	10/37	27.0 %
Total Votes	9	
YES	5	55.56%
NO	4	44.44%

Statement of Votes Cast
Cheboygan County, MI
2016 General Primary
SOVC For Jurisdiction Wide, All Counters, All Races

	REP D106 Representative		REP D107 Representative									
	Write-In Votes		Reg. Voters	Times Counted	Total Votes	Lee Chatfield (REP)		Kathy Twardy (REP)		Write-In Votes		
Jurisdiction Wide												
City of Cheboygan, Precinct 1												
Polling	-	-	317	45	35	34	97.14%	1	2.86%	0	0.00%	
AVCB (if used)	-	-	317	0	0	0	-	0	-	0	-	
Total	-	-	317	45	35	34	97.14%	1	2.86%	0	0.00%	
City of Cheboygan, Precinct 2												
Polling	-	-	2745	342	224	183	81.70%	41	18.30%	0	0.00%	
AVCB (if used)	-	-	2745	0	0	0	-	0	-	0	-	
Total	-	-	2745	342	224	183	81.70%	41	18.30%	0	0.00%	
City of Cheboygan, Precinct 3												
Polling	-	-	382	65	43	40	93.02%	3	6.98%	0	0.00%	
AVCB (if used)	-	-	382	0	0	0	-	0	-	0	-	
Total	-	-	382	65	43	40	93.02%	3	6.98%	0	0.00%	
Aloha Township, Precinct 1												
Polling	1	0.66%	-	-	-	-	-	-	-	-	-	
AVCB (if used)	0	-	-	-	-	-	-	-	-	-	-	
Total	1	0.66%	-	-	-	-	-	-	-	-	-	
Beaugrand Township, Precinct 1												
Polling	-	-	945	245	187	159	85.03%	27	14.44%	1	0.53%	
AVCB (if used)	-	-	945	0	0	0	-	0	-	0	-	
Total	-	-	945	245	187	159	85.03%	27	14.44%	1	0.53%	
Benton Township, Precinct 1												
Polling	4	1.50%	-	-	-	-	-	-	-	-	-	
AVCB (if used)	1	0.67%	-	-	-	-	-	-	-	-	-	
Total	5	1.20%	-	-	-	-	-	-	-	-	-	
Burt Township, Preeinct 1												
Polling	0	0.00%	-	-	-	-	-	-	-	-	-	
AVCB (if used)	0	-	-	-	-	-	-	-	-	-	-	
Total	0	0.00%	-	-	-	-	-	-	-	-	-	
Ellis Township, Precinct 1												
Polling	0	0.00%	-	-	-	-	-	-	-	-	-	
AVCB (if used)	0	-	-	-	-	-	-	-	-	-	-	
Total	0	0.00%	-	-	-	-	-	-	-	-	-	
Forest Township, Precinct 1												
Polling	0	0.00%	-	-	-	-	-	-	-	-	-	
AVCB (if used)	0	-	-	-	-	-	-	-	-	-	-	
Total	0	0.00%	-	-	-	-	-	-	-	-	-	
Grant Township, Precinct 1												
Polling	2	1.96%	-	-	-	-	-	-	-	-	-	
AVCB (if used)	0	-	-	-	-	-	-	-	-	-	-	
Total	2	1.96%	-	-	-	-	-	-	-	-	-	
Hebron Township, Precinct 1												
Polling	-	-	247	57	42	35	83.33%	7	16.67%	0	0.00%	
AVCB (if used)	-	-	247	0	0	0	-	0	-	0	-	
Total	-	-	247	57	42	35	83.33%	7	16.67%	0	0.00%	
Inverness Township, Precinct 1												
Polling	0	0.00%	-	-	-	-	-	-	-	-	-	
AVCB (if used)	0	-	-	-	-	-	-	-	-	-	-	
Total	0	0.00%	-	-	-	-	-	-	-	-	-	
Koehler Township, Precinct 1												
Polling	-	-	959	158	126	105	83.33%	21	16.67%	0	0.00%	
AVCB (if used)	-	-	959	0	0	0	-	0	-	0	-	
Total	-	-	959	158	126	105	83.33%	21	16.67%	0	0.00%	
Mackinaw Township, Precinct 1												
Polling	-	-	466	163	119	101	84.87%	18	15.13%	0	0.00%	
AVCB (if used)	-	-	466	0	0	0	-	0	-	0	-	
Total	-	-	466	163	119	101	84.87%	18	15.13%	0	0.00%	
Mentor Township, Precinct 1												
Polling	1	0.91%	-	-	-	-	-	-	-	-	-	

Statement of Votes Cast
Cheboygan County, MI
2016 General Primary
SOVC For Jurisdiction Wide, All Counters, All Races

	REP D106 Representative		REP D107 Representative								
	Write-In Votes		Reg. Voters	Times Counted	Total Votes	Lee Chatfield (REP)		Kathy Twardy (REP)		Write-In Votes	
AVCB (if used)	0	-	-	-	-	-	-	-	-	-	-
Total	1	0.91%	-	-	-	-	-	-	-	-	-
Mullett Township, Precinct 1											
Polling	0	0.00%	-	-	-	-	-	-	-	-	-
AVCB (if used)	0	-	-	-	-	-	-	-	-	-	-
Total	0	0.00%	-	-	-	-	-	-	-	-	-
Munro Township, Precinct 1											
Polling	-	-	519	184	128	105	82.03%	23	17.97%	0	0.00%
AVCB (if used)	-	-	519	0	0	0	-	0	-	0	-
Total	-	-	519	184	128	105	82.03%	23	17.97%	0	0.00%
Nunda Township, Precinct 1											
Polling	0	0.00%	-	-	-	-	-	-	-	-	-
AVCB (if used)	0	-	-	-	-	-	-	-	-	-	-
Total	0	0.00%	-	-	-	-	-	-	-	-	-
Tuscarora Township, Precinct 1											
Polling	-	-	2634	685	561	412	73.44%	148	26.38%	1	0.18%
AVCB (if used)	-	-	2634	276	204	174	85.29%	29	14.22%	1	0.49%
Total	-	-	2634	961	765	586	76.60%	177	23.14%	2	0.26%
Walker Township, Precinct 1											
Polling	0	0.00%	-	-	-	-	-	-	-	-	-
AVCB (if used)	0	-	-	-	-	-	-	-	-	-	-
Total	0	0.00%	-	-	-	-	-	-	-	-	-
Waverly Township, Precinct 1											
Polling	0	0.00%	-	-	-	-	-	-	-	-	-
AVCB (if used)	0	-	-	-	-	-	-	-	-	-	-
Total	0	0.00%	-	-	-	-	-	-	-	-	-
Wilmot Township, Precinct 1											
Polling	0	0.00%	-	-	-	-	-	-	-	-	-
AVCB (if used)	0	-	-	-	-	-	-	-	-	-	-
Total	0	0.00%	-	-	-	-	-	-	-	-	-
Total											
Polling	8	0.42%	9214	1944	1465	1174	80.14%	289	19.73%	2	0.14%
AVCB (if used)	1	0.67%	9214	276	204	174	85.29%	29	14.22%	1	0.49%
Total	9	0.44%	9214	2220	1669	1348	80.77%	318	19.05%	3	0.18%

Statement of Votes Cast
Cheboygan County, MI
2016 General Primary
SOVC For Jurisdiction Wide, All Counters, All Races

	DEM D106 Representative									
	Reg. Voters	Times Counted	Total Votes	Robert Kennedy (DEM)		Erin Kieliszewski (DEM)		Write-In Votes		
Jurisdiction Wide										
City of Cheboygan, Precinct 1										
Polling	-	-	-	-	-	-	-	-	-	
AVCB (if used)	-	-	-	-	-	-	-	-	-	
Total	-	-	-	-	-	-	-	-	-	
City of Cheboygan, Precinct 2										
Polling	-	-	-	-	-	-	-	-	-	
AVCB (if used)	-	-	-	-	-	-	-	-	-	
Total	-	-	-	-	-	-	-	-	-	
City of Cheboygan, Precinct 3										
Polling	-	-	-	-	-	-	-	-	-	
AVCB (if used)	-	-	-	-	-	-	-	-	-	
Total	-	-	-	-	-	-	-	-	-	
Aloha Township, Precinct 1										
Polling	811	253	51	27	52.94%	24	47.06%	0	0.00%	
AVCB (if used)	811	0	0	0	-	0	-	0	-	
Total	811	253	51	27	52.94%	24	47.06%	0	0.00%	
Beaugrand Township, Precinct 1										
Polling	-	-	-	-	-	-	-	-	-	
AVCB (if used)	-	-	-	-	-	-	-	-	-	
Total	-	-	-	-	-	-	-	-	-	
Benton Township, Precinct 1										
Polling	2629	398	96	56	58.33%	40	41.67%	0	0.00%	
AVCB (if used)	2629	276	83	42	50.60%	41	49.40%	0	0.00%	
Total	2629	674	179	98	54.75%	81	45.25%	0	0.00%	
Burt Township, Precinct 1										
Polling	699	374	19	9	47.37%	8	42.11%	2	10.53%	
AVCB (if used)	699	0	0	0	-	0	-	0	-	
Total	699	374	19	9	47.37%	8	42.11%	2	10.53%	
Ellis Township, Precinct 1										
Polling	443	126	33	20	60.61%	13	39.39%	0	0.00%	
AVCB (if used)	443	0	0	0	-	0	-	0	-	
Total	443	126	33	20	60.61%	13	39.39%	0	0.00%	
Forest Township, Precinct 1										
Polling	778	145	43	28	65.12%	15	34.88%	0	0.00%	
AVCB (if used)	778	0	0	0	-	0	-	0	-	
Total	778	145	43	28	65.12%	15	34.88%	0	0.00%	
Grant Township, Precinct 1										
Polling	699	189	66	43	65.15%	23	34.85%	0	0.00%	
AVCB (if used)	699	0	0	0	-	0	-	0	-	
Total	699	189	66	43	65.15%	23	34.85%	0	0.00%	
Hebron Township, Precinct 1										
Polling	-	-	-	-	-	-	-	-	-	
AVCB (if used)	-	-	-	-	-	-	-	-	-	
Total	-	-	-	-	-	-	-	-	-	
Inverness Township, Precinct 1										
Polling	1984	479	125	56	44.80%	69	55.20%	0	0.00%	
AVCB (if used)	1984	0	0	0	-	0	-	0	-	
Total	1984	479	125	56	44.80%	69	55.20%	0	0.00%	
Koehler Township, Precinct 1										
Polling	-	-	-	-	-	-	-	-	-	
AVCB (if used)	-	-	-	-	-	-	-	-	-	
Total	-	-	-	-	-	-	-	-	-	
Mackinaw Township, Precinct 1										
Polling	-	-	-	-	-	-	-	-	-	
AVCB (if used)	-	-	-	-	-	-	-	-	-	
Total	-	-	-	-	-	-	-	-	-	
Mentor Township, Precinct 1										
Polling	681	159	36	21	58.33%	15	41.67%	0	0.00%	

Statement of Votes Cast
Cheboygan County, MI
2016 General Primary
SOVC For Jurisdiction Wide, All Counters, All Races

	DEM D106 Representative								
	Reg. Voters	Times Counted	Total Votes	Robert Kennedy (DEM)		Erin Kieliszewski (DEM)		Write-In Votes	
AVCB (if used)	681	0	0	0	-	0	-	0	-
Total	681	159	36	21	58.33%	15	41.67%	0	0.00%
Mullett Township, Precinct 1									
Polling	1117	348	68	31	45.59%	37	54.41%	0	0.00%
AVCB (if used)	1117	0	0	0	-	0	-	0	-
Total	1117	348	68	31	45.59%	37	54.41%	0	0.00%
Munro Township, Precinct 1									
Polling	-	-	-	-	-	-	-	-	-
AVCB (if used)	-	-	-	-	-	-	-	-	-
Total	-	-	-	-	-	-	-	-	-
Nunda Township, Precinct 1									
Polling	844	201	28	12	42.86%	16	57.14%	0	0.00%
AVCB (if used)	844	0	0	0	-	0	-	0	-
Total	844	201	28	12	42.86%	16	57.14%	0	0.00%
Tuscarora Township, Precinct 1									
Polling	-	-	-	-	-	-	-	-	-
AVCB (if used)	-	-	-	-	-	-	-	-	-
Total	-	-	-	-	-	-	-	-	-
Walker Township, Precinct 1									
Polling	233	40	15	10	66.67%	5	33.33%	0	0.00%
AVCB (if used)	233	0	0	0	-	0	-	0	-
Total	233	40	15	10	66.67%	5	33.33%	0	0.00%
Waverly Township, Precinct 1									
Polling	366	72	14	9	64.29%	5	35.71%	0	0.00%
AVCB (if used)	366	0	0	0	-	0	-	0	-
Total	366	72	14	9	64.29%	5	35.71%	0	0.00%
Wilmot Township, Precinct 1									
Polling	614	125	19	14	73.68%	5	26.32%	0	0.00%
AVCB (if used)	614	0	0	0	-	0	-	0	-
Total	614	125	19	14	73.68%	5	26.32%	0	0.00%
Total									
Polling	11898	2909	613	336	54.81%	275	44.86%	2	0.33%
AVCB (if used)	11898	276	83	42	50.60%	41	49.40%	0	0.00%
Total	11898	3185	696	378	54.31%	316	45.40%	2	0.29%

Election Summary Report
Cheboygan County, MI
2016 General Primary
Summary For Aloha Township, Precinct 1, All Counters, All Races
OFFICIAL

Registered Voters 811 - Cards Cast 253 31.20%

Num. Report Precinct 1 - Num. Reporting 1 100.00%

REP D1 Congress		REP Total	
Number of Precincts		1	
Precincts Reporting		1	100.0 %
Times Counted		253/811	31.2 %
Total Votes		162	
Jason Allen	REP	53	32.72%
Jack Bergman	REP	78	48.15%
Tom Casperson	REP	31	19.14%
Write-in Votes		0	0.00%

REP D106 Representative		REP Total	
Number of Precincts		1	
Precincts Reporting		1	100.0 %
Times Counted		253/811	31.2 %
Total Votes		152	
Sue Allor	REP	108	71.05%
David Ladd Chandler	REP	18	11.84%
Jackie Krawczak	REP	12	7.89%
Jesse Osmer	REP	13	8.55%
Write-in Votes		1	0.66%

REP Prosecuting Attorney		REP Total	
Number of Precincts		1	
Precincts Reporting		1	100.0 %
Times Counted		253/811	31.2 %
Total Votes		14	
Write-in Votes		14	100.00%

REP Sheriff		REP Total	
Number of Precincts		1	
Precincts Reporting		1	100.0 %
Times Counted		253/811	31.2 %
Total Votes		150	
Dale V. Clarmont	REP	149	99.33%
Write-in Votes		1	0.67%

REP Clerk Register of Deeds		REP Total	
Number of Precincts		1	
Precincts Reporting		1	100.0 %
Times Counted		253/811	31.2 %
Total Votes		135	
Karen Brewster	REP	135	100.00%
Write-in Votes		0	0.00%

REP County Treasurer		REP Total	
Number of Precincts		1	
Precincts Reporting		1	100.0 %
Times Counted		253/811	31.2 %
Total Votes		127	
Buffy Jo Weldon	REP	124	97.64%
Write-in Votes		3	2.36%

REP FT Road Commission		REP Total	
Number of Precincts		1	
Precincts Reporting		1	100.0 %
Times Counted		253/811	31.2 %
Total Votes		252	
David Brandt	REP	93	36.90%
Bob Chadwick	REP	36	14.29%
Henry Ginop	REP	61	24.21%
Larry Wood	REP	61	24.21%
Write-in Votes		1	0.40%

REP PT Road Commission		REP Total	
Number of Precincts		1	
Precincts Reporting		1	100.0 %
Times Counted		253/811	31.2 %
Total Votes		134	
David D. Brown	REP	133	99.25%
Write-in Votes		1	0.75%

REP Drain Commissioner		REP Total	
Number of Precincts		1	
Precincts Reporting		1	100.0 %
Times Counted		253/811	31.2 %
Total Votes		129	
Cam Cavitt	REP	128	99.22%
Write-in Votes		1	0.78%

REP County Surveyor		REP Total	
Number of Precincts		1	
Precincts Reporting		1	100.0 %
Times Counted		253/811	31.2 %
Total Votes		129	
James H. Granger	REP	129	100.00%
Write-in Votes		0	0.00%

Election Summary Report
Cheboygan County, MI
2016 General Primary
Summary For Aloha Township, Precinct 1, All Counters, All Races
OFFICIAL

Registered Voters 811 - Cards Cast 253 31.20%

Num. Report Precinct 1 - Num. Reporting 1 100.00%

REP D5 Commissioner		REP Total	
Number of Precincts		1	
Precincts Reporting		1	100.0 %
Times Counted		253/811	31.2 %
Total Votes		128	
Tony Matelski	REP	125	97.66%
Write-in Votes		3	2.34%

REP Aloha Delegate		REP Total	
Number of Precincts		1	
Precincts Reporting		1	100.0 %
Times Counted		253/811	31.2 %
Total Votes		120	
Casey Smith	REP	118	98.33%
Write-in Votes		2	1.67%

REP Aloha Supervisor		REP Total	
Number of Precincts		1	
Precincts Reporting		1	100.0 %
Times Counted		253/811	31.2 %
Total Votes		130	
Charles Maziasz	REP	127	97.69%
Write-in Votes		3	2.31%

DEM D1 Congress		DEM Total	
Number of Precincts		1	
Precincts Reporting		1	100.0 %
Times Counted		253/811	31.2 %
Total Votes		54	
Jerry Cannon	DEM	19	35.19%
Lon Johnson	DEM	35	64.81%
Write-in Votes		0	0.00%

REP Aloha Clerk		REP Total	
Number of Precincts		1	
Precincts Reporting		1	100.0 %
Times Counted		253/811	31.2 %
Total Votes		141	
Barbara Hall	REP	140	99.29%
Write-in Votes		1	0.71%

DEM D106 Representative		DEM Total	
Number of Precincts		1	
Precincts Reporting		1	100.0 %
Times Counted		253/811	31.2 %
Total Votes		51	
Robert Kennedy	DEM	27	52.94%
Erin Kieliszewski	DEM	24	47.06%
Write-in Votes		0	0.00%

REP Aloha Treasurer		REP Total	
Number of Precincts		1	
Precincts Reporting		1	100.0 %
Times Counted		253/811	31.2 %
Total Votes		166	
Karen Palmer	REP	80	48.19%
Charles Veneros	REP	85	51.20%
Write-in Votes		1	0.60%

DEM Prosecuting Attorney		DEM Total	
Number of Precincts		1	
Precincts Reporting		1	100.0 %
Times Counted		253/811	31.2 %
Total Votes		54	
Daryl Vizina	DEM	54	100.00%
Write-in Votes		0	0.00%

REP Aloha Trustee		REP Total	
Number of Precincts		1	
Precincts Reporting		1	100.0 %
Times Counted		253/811	31.2 %
Total Votes		227	
Steve Crusoe	REP	118	51.98%
Scott L. Eno	REP	109	48.02%
Write-in Votes		0	0.00%

DEM County Sheriff		DEM Total	
Number of Precincts		1	
Precincts Reporting		1	100.0 %
Times Counted		253/811	31.2 %
Total Votes		7	
Write-in Votes		7	100.00%

Election Summary Report
Cheboygan County, MI
2016 General Primary
Summary For Aloha Township, Precinct 1, All Counters, All Races
OFFICIAL

Registered Voters 811 - Cards Cast 253 31.20%

Num. Report Precinct 1 - Num. Reporting 1 100.00%

DEM Clerk-Register of Deeds		DEM Total	
Number of Precincts		1	
Precincts Reporting		1	100.0 %
Times Counted		253/811	31.2 %
Total Votes		51	
Amber L. Libby	DEM	51	100.00%
Write-in Votes		0	0.00%

DEM County Treasurer		DEM Total	
Number of Precincts		1	
Precincts Reporting		1	100.0 %
Times Counted		253/811	31.2 %
Total Votes		5	
Write-in Votes		5	100.00%

DEM FT Road Commission		DEM Total	
Number of Precincts		1	
Precincts Reporting		1	100.0 %
Times Counted		253/811	31.2 %
Total Votes		55	
Michael J. Donovan	DEM	55	100.00%
Write-in Votes		0	0.00%

DEM PT Road Commission		DEM Total	
Number of Precincts		1	
Precincts Reporting		1	100.0 %
Times Counted		253/811	31.2 %
Total Votes		54	
Joe LaHaie	DEM	54	100.00%
Write-in Votes		0	0.00%

DEM Drain Commissioner		DEM Total	
Number of Precincts		1	
Precincts Reporting		1	100.0 %
Times Counted		253/811	31.2 %
Total Votes		54	
Roger Gauthier	DEM	53	98.15%
Write-in Votes		1	1.85%

DEM Surveyor		DEM Total	
Number of Precincts		1	
Precincts Reporting		1	100.0 %
Times Counted		253/811	31.2 %
Total Votes		5	
Write-in Votes		5	100.00%

DEM D5 Commissioner		DEM Total	
Number of Precincts		1	
Precincts Reporting		1	100.0 %
Times Counted		253/811	31.2 %
Total Votes		7	
Write-in Votes		7	100.00%

DEM Aloha Supervisor		DEM Total	
Number of Precincts		1	
Precincts Reporting		1	100.0 %
Times Counted		253/811	31.2 %
Total Votes		6	
Write-in Votes		6	100.00%

DEM Aloha Clerk		DEM Total	
Number of Precincts		1	
Precincts Reporting		1	100.0 %
Times Counted		253/811	31.2 %
Total Votes		7	
Write-in Votes		7	100.00%

DEM Aloha Treasurer		DEM Total	
Number of Precincts		1	
Precincts Reporting		1	100.0 %
Times Counted		253/811	31.2 %
Total Votes		6	
Write-in Votes		6	100.00%

DEM Aloha Trustee		DEM Total	
Number of Precincts		1	
Precincts Reporting		1	100.0 %
Times Counted		253/811	31.2 %
Total Votes		43	
Larry Charboneau	DEM	41	95.35%
Write-in Votes		2	4.65%

DEM Aloha Delegate		DEM Total	
Number of Precincts		1	
Precincts Reporting		1	100.0 %
Times Counted		253/811	31.2 %
Total Votes		7	
Write-in Votes		7	100.00%

Election Summary Report
Cheboygan County, MI
2016 General Primary
Summary For Aloha Township, Precinct 1, All Counters, All Races
OFFICIAL

Registered Voters 811 - Cards Cast 253 31.20%

Num. Report Precinct 1 - Num. Reporting 1 100.00%

County Tax Lim Prop	Total	
Number of Precincts	1	
Precincts Reporting	1	100.0 %
Times Counted	253/811	31.2 %
Total Votes	196	
YES	102	52.04%
NO	94	47.96%

Cheboy Library Prop	Total	
Number of Precincts	1	
Precincts Reporting	1	100.0 %
Times Counted	253/811	31.2 %
Total Votes	203	
YES	94	46.31%
NO	109	53.69%

Election Summary Report
Cheboygan County, MI
2016 General Primary
Summary For Beaugrand Township, Precinct 1, All Counters, All Races
OFFICIAL

Date:08/17/16
Time:11:09:35

Registered Voters 945 - Cards Cast 245 25.93%

Num. Report Precinct 1 - Num. Reporting 1 100.00%

REP D1 Congress		REP Total	
Number of Precincts		1	
Precincts Reporting		1	100.0 %
Times Counted		245/945	25.9 %
Total Votes		186	
Jason Allen	REP	61	32.80%
Jack Bergman	REP	92	49.46%
Tom Casperson	REP	33	17.74%
Write-in Votes		0	0.00%

REP D107 Representative		REP Total	
Number of Precincts		1	
Precincts Reporting		1	100.0 %
Times Counted		245/945	25.9 %
Total Votes		187	
Lee Chatfield	REP	159	85.03%
Kathy Twardy	REP	27	14.44%
Write-in Votes		1	0.53%

REP Prosecuting Attorney		REP Total	
Number of Precincts		1	
Precincts Reporting		1	100.0 %
Times Counted		245/945	25.9 %
Total Votes		11	
Write-in Votes		11	100.00%

REP Sheriff		REP Total	
Number of Precincts		1	
Precincts Reporting		1	100.0 %
Times Counted		245/945	25.9 %
Total Votes		174	
Dale V. Clarmont	REP	174	100.00%
Write-in Votes		0	0.00%

REP Clerk Register of Deeds		REP Total	
Number of Precincts		1	
Precincts Reporting		1	100.0 %
Times Counted		245/945	25.9 %
Total Votes		155	
Karen Brewster	REP	153	98.71%
Write-in Votes		2	1.29%

REP County Treasurer		REP Total	
Number of Precincts		1	
Precincts Reporting		1	100.0 %
Times Counted		245/945	25.9 %
Total Votes		149	
Buffy Jo Weldon	REP	148	99.33%
Write-in Votes		1	0.67%

REP FT Road Commission		REP Total	
Number of Precincts		1	
Precincts Reporting		1	100.0 %
Times Counted		245/945	25.9 %
Total Votes		293	
David Brandt	REP	97	33.11%
Bob Chadwick	REP	43	14.68%
Henry Ginop	REP	104	35.49%
Larry Wood	REP	49	16.72%
Write-in Votes		0	0.00%

REP PT Road Commission		REP Total	
Number of Precincts		1	
Precincts Reporting		1	100.0 %
Times Counted		245/945	25.9 %
Total Votes		148	
David D. Brown	REP	146	98.65%
Write-in Votes		2	1.35%

REP Drain Commissioner		REP Total	
Number of Precincts		1	
Precincts Reporting		1	100.0 %
Times Counted		245/945	25.9 %
Total Votes		145	
Cam Cavitt	REP	144	99.31%
Write-in Votes		1	0.69%

REP County Surveyor		REP Total	
Number of Precincts		1	
Precincts Reporting		1	100.0 %
Times Counted		245/945	25.9 %
Total Votes		153	
James H. Granger	REP	152	99.35%
Write-in Votes		1	0.65%

Election Summary Report
Cheboygan County, MI
2016 General Primary
Summary For Beaugrand Township, Precinct 1, All Counters, All Races
OFFICIAL

Registered Voters 945 - Cards Cast 245 25.93%

Num. Report Precinct 1 - Num. Reporting 1 100.00%

REP D1 Commissioner		REP Total	
Number of Precincts		1	
Precincts Reporting		1	100.0 %
Times Counted		245/945	25.9 %
Total Votes		148	
Chris Brown	REP	146	98.65%
Write-in Votes		2	1.35%

REP Beaugrand Constable		REP Total	
Number of Precincts		1	
Precincts Reporting		1	100.0 %
Times Counted		245/945	25.9 %
Total Votes		156	
Robert Socha	REP	154	98.72%
Write-in Votes		2	1.28%

REP Beaugrand Supervisor		REP Total	
Number of Precincts		1	
Precincts Reporting		1	100.0 %
Times Counted		245/945	25.9 %
Total Votes		168	
Marcia A. Rocheleau	REP	167	99.40%
Write-in Votes		1	0.60%

REP Beaugrand Delegate		REP Total	
Number of Precincts		1	
Precincts Reporting		1	100.0 %
Times Counted		245/945	25.9 %
Total Votes		149	
Curtis P. Chambers	REP	147	98.66%
Write-in Votes		2	1.34%

REP Beaugrand Clerk		REP Total	
Number of Precincts		1	
Precincts Reporting		1	100.0 %
Times Counted		245/945	25.9 %
Total Votes		164	
Terri Sarrault	REP	163	99.39%
Write-in Votes		1	0.61%

DEM D1 Congress		DEM Total	
Number of Precincts		1	
Precincts Reporting		1	100.0 %
Times Counted		245/945	25.9 %
Total Votes		39	
Jerry Cannon	DEM	10	25.64%
Lon Johnson	DEM	29	74.36%
Write-in Votes		0	0.00%

REP Beaugrand Treasurer		REP Total	
Number of Precincts		1	
Precincts Reporting		1	100.0 %
Times Counted		245/945	25.9 %
Total Votes		163	
Robin L. Westfall	REP	163	100.00%
Write-in Votes		0	0.00%

DEM D107 Representative		DEM Total	
Number of Precincts		1	
Precincts Reporting		1	100.0 %
Times Counted		245/945	25.9 %
Total Votes		33	
Phil Bellfy	DEM	33	100.00%
Write-in Votes		0	0.00%

REP Beaugrand Trustee		REP Total	
Number of Precincts		1	
Precincts Reporting		1	100.0 %
Times Counted		245/945	25.9 %
Total Votes		291	
Edward Barr	REP	92	31.62%
Brian Hagstrom	REP	87	29.90%
John Wanke	REP	112	38.49%
Write-in Votes		0	0.00%

DEM Prosecuting Attorney		DEM Total	
Number of Precincts		1	
Precincts Reporting		1	100.0 %
Times Counted		245/945	25.9 %
Total Votes		40	
Daryl Vizina	DEM	40	100.00%
Write-in Votes		0	0.00%

Election Summary Report
Cheboygan County, MI
2016 General Primary
Summary For Beaugrand Township, Precinct 1, All Counters, All Races
OFFICIAL

Registered Voters 945 - Cards Cast 245 25.93%

Num. Report Precinct 1 - Num. Reporting 1 100.00%

DEM County Sheriff	DEM	Total	
Number of Precincts		1	
Precincts Reporting		1	100.0 %
Times Counted		245/945	25.9 %
Total Votes		4	
Write-in Votes		4	100.00%

DEM Surveyor	DEM	Total	
Number of Precincts		1	
Precincts Reporting		1	100.0 %
Times Counted		245/945	25.9 %
Total Votes		4	
Write-in Votes		4	100.00%

DEM Clerk-Register of Deeds	DEM	Total	
Number of Precincts		1	
Precincts Reporting		1	100.0 %
Times Counted		245/945	25.9 %
Total Votes		37	
Amber L. Libby	DEM	37	100.00%
Write-in Votes		0	0.00%

DEM D1 Commissioner	DEM	Total	
Number of Precincts		1	
Precincts Reporting		1	100.0 %
Times Counted		245/945	25.9 %
Total Votes		32	
Vincent Lumetta	DEM	32	100.00%
Write-in Votes		0	0.00%

DEM County Treasurer	DEM	Total	
Number of Precincts		1	
Precincts Reporting		1	100.0 %
Times Counted		245/945	25.9 %
Total Votes		5	
Write-in Votes		5	100.00%

DEM Beaugrand Supervisor	DEM	Total	
Number of Precincts		1	
Precincts Reporting		1	100.0 %
Times Counted		245/945	25.9 %
Total Votes		32	
Linda J. Rogers	DEM	32	100.00%
Write-in Votes		0	0.00%

DEM FT Road Commission	DEM	Total	
Number of Precincts		1	
Precincts Reporting		1	100.0 %
Times Counted		245/945	25.9 %
Total Votes		38	
Michael J. Donovan	DEM	38	100.00%
Write-in Votes		0	0.00%

DEM Beaugrand Clerk	DEM	Total	
Number of Precincts		1	
Precincts Reporting		1	100.0 %
Times Counted		245/945	25.9 %
Total Votes		4	
Write-in Votes		4	100.00%

DEM PT Road Commission	DEM	Total	
Number of Precincts		1	
Precincts Reporting		1	100.0 %
Times Counted		245/945	25.9 %
Total Votes		39	
Joe LaHaie	DEM	39	100.00%
Write-in Votes		0	0.00%

DEM Beaugrand Treasurer	DEM	Total	
Number of Precincts		1	
Precincts Reporting		1	100.0 %
Times Counted		245/945	25.9 %
Total Votes		3	
Write-in Votes		3	100.00%

DEM Drain Commissioner	DEM	Total	
Number of Precincts		1	
Precincts Reporting		1	100.0 %
Times Counted		245/945	25.9 %
Total Votes		37	
Roger Gauthier	DEM	37	100.00%
Write-in Votes		0	0.00%

DEM Beaugrand Trustee	DEM	Total	
Number of Precincts		1	
Precincts Reporting		1	100.0 %
Times Counted		245/945	25.9 %
Total Votes		5	
Write-in Votes		5	100.00%

Election Summary Report
Cheboygan County, MI
2016 General Primary
Summary For Beaugrand Township, Precinct 1, All Counters, All Races
OFFICIAL

Registered Voters 945 - Cards Cast 245 25.93%

Num. Report Precinct 1 - Num. Reporting 1 100.00%

DEM Beaugrand Constable	DEM Total	
Number of Precincts	1	
Precincts Reporting	1	100.0 %
Times Counted	245/945	25.9 %
Total Votes	4	
Write-in Votes	4	100.00%

DEM Beaugrand Delegate	DEM Total	
Number of Precincts	1	
Precincts Reporting	1	100.0 %
Times Counted	245/945	25.9 %
Total Votes	4	
Write-in Votes	4	100.00%

County Tax Lim Prop	Total	
Number of Precincts	1	
Precincts Reporting	1	100.0 %
Times Counted	245/945	25.9 %
Total Votes	191	
YES	102	53.40%
NO	89	46.60%

Cheboy Library Prop	Total	
Number of Precincts	1	
Precincts Reporting	1	100.0 %
Times Counted	245/945	25.9 %
Total Votes	194	
YES	86	44.33%
NO	108	55.67%

Election Summary Report
Cheboygan County, MI
2016 General Primary
Summary For Benton Township, Precinct 1, All Counters, All Races
OFFICIAL

Registered Voters 2629 - Cards Cast 674 25.64%

Num. Report Precinct 1 - Num. Reporting 1 100.00%

REP D1 Congress		REP Total	
Number of Precincts		1	
Precincts Reporting		1	100.0 %
Times Counted		674/2629	25.6 %
Total Votes		420	
Jason Allen	REP	141	33.57%
Jack Bergman	REP	212	50.48%
Tom Casperson	REP	66	15.71%
Write-in Votes		1	0.24%

REP D106 Representative		REP Total	
Number of Precincts		1	
Precincts Reporting		1	100.0 %
Times Counted		674/2629	25.6 %
Total Votes		417	
Sue Allor	REP	282	67.63%
David Ladd Chandler	REP	39	9.35%
Jackie Krawczak	REP	53	12.71%
Jesse Osmer	REP	38	9.11%
Write-in Votes		5	1.20%

REP Prosecuting Attorney	REP Total	
Number of Precincts	1	
Precincts Reporting	1	100.0 %
Times Counted	674/2629	25.6 %
Total Votes	16	
Write-in Votes	16	100.00%

REP Sheriff		REP Total	
Number of Precincts		1	
Precincts Reporting		1	100.0 %
Times Counted		674/2629	25.6 %
Total Votes		372	
Dale V. Clarmont	REP	370	99.46%
Write-in Votes		2	0.54%

REP Clerk _Register of Deeds		REP Total	
Number of Precincts		1	
Precincts Reporting		1	100.0 %
Times Counted		674/2629	25.6 %
Total Votes		338	
Karen Brewster	REP	336	99.41%
Write-in Votes		2	0.59%

REP County Treasurer		REP Total	
Number of Precincts		1	
Precincts Reporting		1	100.0 %
Times Counted		674/2629	25.6 %
Total Votes		322	
Buffy Jo Weldon	REP	321	99.69%
Write-in Votes		1	0.31%

REP FT Road Commission		REP Total	
Number of Precincts		1	
Precincts Reporting		1	100.0 %
Times Counted		674/2629	25.6 %
Total Votes		683	
David Brandt	REP	250	36.60%
Bob Chadwick	REP	92	13.47%
Henry Ginop	REP	185	27.09%
Larry Wood	REP	155	22.69%
Write-in Votes		1	0.15%

REP PT Road Commission		REP Total	
Number of Precincts		1	
Precincts Reporting		1	100.0 %
Times Counted		674/2629	25.6 %
Total Votes		325	
David D. Brown	REP	323	99.38%
Write-in Votes		2	0.62%

REP Drain Commissioner		REP Total	
Number of Precincts		1	
Precincts Reporting		1	100.0 %
Times Counted		674/2629	25.6 %
Total Votes		327	
Cam Cavitt	REP	325	99.39%
Write-in Votes		2	0.61%

REP County Surveyor		REP Total	
Number of Precincts		1	
Precincts Reporting		1	100.0 %
Times Counted		674/2629	25.6 %
Total Votes		323	
James H. Granger	REP	322	99.69%
Write-in Votes		1	0.31%

Election Summary Report
Cheboygan County, MI
2016 General Primary
Summary For Benton Township, Precinct 1, All Counters, All Races
OFFICIAL

Registered Voters 2629 - Cards Cast 674 25.64%

Num. Report Precinct 1 - Num. Reporting 1 100.00%

REP D3 Commissioner		REP Total	
Number of Precincts		1	
Precincts Reporting		1	100.0 %
Times Counted		674/2629	25.6 %
Total Votes		306	
Michael D. Newman	REP	305	99.67%
Write-in Votes		1	0.33%

REP Benton Supervisor		REP Total	
Number of Precincts		1	
Precincts Reporting		1	100.0 %
Times Counted		674/2629	25.6 %
Total Votes		306	
Andrew Archambo	REP	304	99.35%
Write-in Votes		2	0.65%

REP Benton Clerk		REP Total	
Number of Precincts		1	
Precincts Reporting		1	100.0 %
Times Counted		674/2629	25.6 %
Total Votes		312	
J. Wixson-Passeno	REP	312	100.00%
Write-in Votes		0	0.00%

REP Benton Treasurer		REP Total	
Number of Precincts		1	
Precincts Reporting		1	100.0 %
Times Counted		674/2629	25.6 %
Total Votes		319	
Ann M. Couture	REP	318	99.69%
Write-in Votes		1	0.31%

REP Benton Trustee		REP Total	
Number of Precincts		1	
Precincts Reporting		1	100.0 %
Times Counted		674/2629	25.6 %
Total Votes		646	
Charles A. Beckwith	REP	199	30.80%
Michael Charboneau	REP	172	26.63%
Brandon Hesselink	REP	141	21.83%
Doris Pierce	REP	134	20.74%
Write-in Votes		0	0.00%

REP Benton Constable		REP Total	
Number of Precincts		1	
Precincts Reporting		1	100.0 %
Times Counted		674/2629	25.6 %
Total Votes		308	
Tim M. Fenlon	REP	305	99.03%
Write-in Votes		3	0.97%

REP Benton Delegate		REP Total	
Number of Precincts		1	
Precincts Reporting		1	100.0 %
Times Counted		674/2629	25.6 %
Total Votes		304	
Ross Bell	REP	154	50.66%
Brian S. May	REP	149	49.01%
Write-in Votes		1	0.33%

DEM D1 Congress		DEM Total	
Number of Precincts		1	
Precincts Reporting		1	100.0 %
Times Counted		674/2629	25.6 %
Total Votes		170	
Jerry Cannon	DEM	68	40.00%
Lon Johnson	DEM	102	60.00%
Write-in Votes		0	0.00%

DEM D106 Representative		DEM Total	
Number of Precincts		1	
Precincts Reporting		1	100.0 %
Times Counted		674/2629	25.6 %
Total Votes		179	
Robert Kennedy	DEM	98	54.75%
Erin Kieliszewski	DEM	81	45.25%
Write-in Votes		0	0.00%

DEM Prosecuting Attorney		DEM Total	
Number of Precincts		1	
Precincts Reporting		1	100.0 %
Times Counted		674/2629	25.6 %
Total Votes		176	
Daryl Vizina	DEM	174	98.86%
Write-in Votes		2	1.14%

Election Summary Report
Cheboygan County, MI
2016 General Primary
Summary For Benton Township, Precinct 1, All Counters, All Races
OFFICIAL

Registered Voters 2629 - Cards Cast 674 25.64%

Num. Report Precinct 1 - Num. Reporting 1 100.00%

DEM County Sheriff	DEM	Total	
Number of Precincts		1	
Precincts Reporting		1	100.0 %
Times Counted		674/2629	25.6 %
Total Votes		16	
Write-in Votes		16	100.00%

DEM Surveyor	DEM	Total	
Number of Precincts		1	
Precincts Reporting		1	100.0 %
Times Counted		674/2629	25.6 %
Total Votes		15	
Write-in Votes		15	100.00%

DEM Clerk-Register of Deeds	DEM	Total	
Number of Precincts		1	
Precincts Reporting		1	100.0 %
Times Counted		674/2629	25.6 %
Total Votes		166	
Amber L. Libby	DEM	166	100.00%
Write-in Votes		0	0.00%

DEM D3 Commissioner	DEM	Total	
Number of Precincts		1	
Precincts Reporting		1	100.0 %
Times Counted		674/2629	25.6 %
Total Votes		153	
Rob Ross	DEM	153	100.00%
Write-in Votes		0	0.00%

DEM County Treasurer	DEM	Total	
Number of Precincts		1	
Precincts Reporting		1	100.0 %
Times Counted		674/2629	25.6 %
Total Votes		14	
Write-in Votes		14	100.00%

DEM Benton Supervisor	DEM	Total	
Number of Precincts		1	
Precincts Reporting		1	100.0 %
Times Counted		674/2629	25.6 %
Total Votes		14	
Write-in Votes		14	100.00%

DEM FT Road Commission	DEM	Total	
Number of Precincts		1	
Precincts Reporting		1	100.0 %
Times Counted		674/2629	25.6 %
Total Votes		173	
Michael J. Donovan	DEM	171	98.84%
Write-in Votes		2	1.16%

DEM Benton Clerk	DEM	Total	
Number of Precincts		1	
Precincts Reporting		1	100.0 %
Times Counted		674/2629	25.6 %
Total Votes		143	
Samuel Bohl	DEM	142	99.30%
Write-in Votes		1	0.70%

DEM PT Road Commission	DEM	Total	
Number of Precincts		1	
Precincts Reporting		1	100.0 %
Times Counted		674/2629	25.6 %
Total Votes		173	
Joe LaHaie	DEM	172	99.42%
Write-in Votes		1	0.58%

DEM Benton Treasurer	DEM	Total	
Number of Precincts		1	
Precincts Reporting		1	100.0 %
Times Counted		674/2629	25.6 %
Total Votes		13	
Write-in Votes		13	100.00%

DEM Drain Commissioner	DEM	Total	
Number of Precincts		1	
Precincts Reporting		1	100.0 %
Times Counted		674/2629	25.6 %
Total Votes		170	
Roger Gauthier	DEM	168	98.82%
Write-in Votes		2	1.18%

DEM Benton Trustee	DEM	Total	
Number of Precincts		1	
Precincts Reporting		1	100.0 %
Times Counted		674/2629	25.6 %
Total Votes		155	
Gretchen Charboneau	DEM	152	98.06%
Write-in Votes		3	1.94%

Election Summary Report
Cheboygan County, MI
2016 General Primary
Summary For Benton Township, Precinct 1, All Counters, All Races
OFFICIAL

Registered Voters 2629 - Cards Cast 674 25.64%

Num. Report Precinct 1 - Num. Reporting 1 100.00%

DEM Benton Constable	DEM		
		Total	
Number of Precincts		1	
Precincts Reporting		1	100.0 %
Times Counted		674/2629	25.6 %
Total Votes		14	
Write-in Votes		14	100.00%

DEM Benton Delegate	DEM		
		Total	
Number of Precincts		1	
Precincts Reporting		1	100.0 %
Times Counted		674/2629	25.6 %
Total Votes		147	
Richard Seeger	DEM	147	100.00%
Write-in Votes		0	0.00%

County Tax Lim Prop			
		Total	
Number of Precincts		1	
Precincts Reporting		1	100.0 %
Times Counted		674/2629	25.6 %
Total Votes		551	
YES		276	50.09%
NO		275	49.91%

Cheboy Library Prop			
		Total	
Number of Precincts		1	
Precincts Reporting		1	100.0 %
Times Counted		674/2629	25.6 %
Total Votes		563	
YES		226	40.14%
NO		337	59.86%

Election Summary Report
Cheboygan County, MI
2016 General Primary
Summary For Burt Township, Precinct 1, All Counters, All Races
OFFICIAL

Registered Voters 699 - Cards Cast 385 55.08%

Num. Report Precinct 1 - Num. Reporting 1 100.00%

REP D1 Congress		REP Total	
Number of Precincts		1	
Precincts Reporting		1	100.0 %
Times Counted		385/699	55.1 %
Total Votes		314	
Jason Allen	REP	118	37.58%
Jack Bergman	REP	116	36.94%
Tom Casperson	REP	80	25.48%
Write-in Votes		0	0.00%

REP D106 Representative		REP Total	
Number of Precincts		1	
Precincts Reporting		1	100.0 %
Times Counted		385/699	55.1 %
Total Votes		284	
Sue Allor	REP	166	58.45%
David Ladd Chandler	REP	35	12.32%
Jackie Krawczak	REP	47	16.55%
Jesse Osmer	REP	36	12.68%
Write-in Votes		0	0.00%

REP Prosecuting Attorney	REP Total	
Number of Precincts	1	
Precincts Reporting	1	100.0 %
Times Counted	385/699	55.1 %
Total Votes	26	
Write-in Votes	26	100.00%

REP Sheriff		REP Total	
Number of Precincts		1	
Precincts Reporting		1	100.0 %
Times Counted		385/699	55.1 %
Total Votes		312	
Dale V. Clarmont	REP	286	91.67%
Write-in Votes		26	8.33%

REP Clerk Register of Deeds		REP Total	
Number of Precincts		1	
Precincts Reporting		1	100.0 %
Times Counted		385/699	55.1 %
Total Votes		271	
Karen Brewster	REP	271	100.00%
Write-in Votes		0	0.00%

REP County Treasurer		REP Total	
Number of Precincts		1	
Precincts Reporting		1	100.0 %
Times Counted		385/699	55.1 %
Total Votes		260	
Buffy Jo Weldon	REP	258	99.23%
Write-in Votes		2	0.77%

REP FT Road Commission		REP Total	
Number of Precincts		1	
Precincts Reporting		1	100.0 %
Times Counted		385/699	55.1 %
Total Votes		481	
David Brandt	REP	148	30.77%
Bob Chadwick	REP	93	19.33%
Henry Ginop	REP	167	34.72%
Larry Wood	REP	73	15.18%
Write-in Votes		0	0.00%

REP PT Road Commission		REP Total	
Number of Precincts		1	
Precincts Reporting		1	100.0 %
Times Counted		385/699	55.1 %
Total Votes		271	
David D. Brown	REP	271	100.00%
Write-in Votes		0	0.00%

REP Drain Commissioner		REP Total	
Number of Precincts		1	
Precincts Reporting		1	100.0 %
Times Counted		385/699	55.1 %
Total Votes		266	
Cam Cavitt	REP	266	100.00%
Write-in Votes		0	0.00%

REP County Surveyor		REP Total	
Number of Precincts		1	
Precincts Reporting		1	100.0 %
Times Counted		385/699	55.1 %
Total Votes		274	
James H. Granger	REP	274	100.00%
Write-in Votes		0	0.00%

Election Summary Report
Cheboygan County, MI
2016 General Primary
Summary For Burt Township, Precinct 1, All Counters, All Races
OFFICIAL

Registered Voters 699 - Cards Cast 385 55.08%

Num. Report Precinct 1 - Num. Reporting 1 100.00%

REP D1 Commissioner		REP Total	
Number of Precincts		1	
Precincts Reporting		1	100.0 %
Times Counted		385/699	55.1 %
Total Votes		275	
Chris Brown	REP	275	100.00%
Write-in Votes		0	0.00%

REP Burt Supervisor		REP Total	
Number of Precincts		1	
Precincts Reporting		1	100.0 %
Times Counted		385/699	55.1 %
Total Votes		349	
Harold L. Koviak	REP	219	62.75%
James J. Larson	REP	130	37.25%
Write-in Votes		0	0.00%

REP Burt Clerk		REP Total	
Number of Precincts		1	
Precincts Reporting		1	100.0 %
Times Counted		385/699	55.1 %
Total Votes		345	
Lori Kindsvatter	REP	145	42.03%
Donna McDougall	REP	200	57.97%
Write-in Votes		0	0.00%

REP Burt Treasurer		REP Total	
Number of Precincts		1	
Precincts Reporting		1	100.0 %
Times Counted		385/699	55.1 %
Total Votes		350	
Shirley A. Reimann	REP	222	63.43%
Linda Steenstra	REP	128	36.57%
Write-in Votes		0	0.00%

REP Burt Trustee		REP Total	
Number of Precincts		1	
Precincts Reporting		1	100.0 %
Times Counted		374/699	53.5 %
Total Votes		618	
Eugene Hodulik	REP	172	27.83%
David P. Hutto	REP	149	24.11%
Kathryn Parker	REP	157	25.40%
James W. Strausbaugh	REP	140	22.65%
Write-in Votes		0	0.00%

REP Burt Constable		REP Total	
Number of Precincts		1	
Precincts Reporting		1	100.0 %
Times Counted		374/699	53.5 %
Total Votes		23	
Write-in Votes		23	100.00%

REP Burt Delegate		REP Total	
Number of Precincts		1	
Precincts Reporting		1	100.0 %
Times Counted		374/699	53.5 %
Total Votes		249	
Thomas North	REP	248	99.60%
Write-in Votes		1	0.40%

DEM D1 Congress		DEM Total	
Number of Precincts		1	
Precincts Reporting		1	100.0 %
Times Counted		374/699	53.5 %
Total Votes		19	
Jerry Cannon	DEM	2	10.53%
Lon Johnson	DEM	16	84.21%
Write-in Votes		1	5.26%

DEM D106 Representative		DEM Total	
Number of Precincts		1	
Precincts Reporting		1	100.0 %
Times Counted		374/699	53.5 %
Total Votes		19	
Robert Kennedy	DEM	9	47.37%
Erin Kieliszewski	DEM	8	42.11%
Write-in Votes		2	10.53%

DEM Prosecuting Attorney		DEM Total	
Number of Precincts		1	
Precincts Reporting		1	100.0 %
Times Counted		374/699	53.5 %
Total Votes		17	
Daryl Vizina	DEM	16	94.12%
Write-in Votes		1	5.88%

Election Summary Report
Cheboygan County, MI
2016 General Primary
Summary For Burt Township, Precinct 1, All Counters, All Races
OFFICIAL

Registered Voters 699 - Cards Cast 385 55.08%

Num. Report Precinct 1 - Num. Reporting 1 100.00%

DEM County Sheriff	DEM	Total	
Number of Precincts		1	
Precincts Reporting		1	100.0 %
Times Counted		374/699	53.5 %
Total Votes		2	
Write-in Votes		2	100.00%

DEM Surveyor	DEM	Total	
Number of Precincts		1	
Precincts Reporting		1	100.0 %
Times Counted		374/699	53.5 %
Total Votes		2	
Write-in Votes		2	100.00%

DEM Clerk-Register of Deeds	DEM	Total	
Number of Precincts		1	
Precincts Reporting		1	100.0 %
Times Counted		374/699	53.5 %
Total Votes		17	
Amber L. Libby	DEM	16	94.12%
Write-in Votes		1	5.88%

DEM D1 Commissioner	DEM	Total	
Number of Precincts		1	
Precincts Reporting		1	100.0 %
Times Counted		374/699	53.5 %
Total Votes		18	
Vincent Lumetta	DEM	17	94.44%
Write-in Votes		1	5.56%

DEM County Treasurer	DEM	Total	
Number of Precincts		1	
Precincts Reporting		1	100.0 %
Times Counted		374/699	53.5 %
Total Votes		2	
Write-in Votes		2	100.00%

DEM Burt Supervisor	DEM	Total	
Number of Precincts		1	
Precincts Reporting		1	100.0 %
Times Counted		374/699	53.5 %
Total Votes		3	
Write-in Votes		3	100.00%

DEM FT Road Commission	DEM	Total	
Number of Precincts		1	
Precincts Reporting		1	100.0 %
Times Counted		374/699	53.5 %
Total Votes		16	
Michael J. Donovan	DEM	15	93.75%
Write-in Votes		1	6.25%

DEM Burt Clerk	DEM	Total	
Number of Precincts		1	
Precincts Reporting		1	100.0 %
Times Counted		374/699	53.5 %
Total Votes		3	
Write-in Votes		3	100.00%

DEM PT Road Commission	DEM	Total	
Number of Precincts		1	
Precincts Reporting		1	100.0 %
Times Counted		374/699	53.5 %
Total Votes		16	
Joe LaHaie	DEM	14	87.50%
Write-in Votes		2	12.50%

DEM Burt Treasurer	DEM	Total	
Number of Precincts		1	
Precincts Reporting		1	100.0 %
Times Counted		374/699	53.5 %
Total Votes		3	
Write-in Votes		3	100.00%

DEM Drain Commissioner	DEM	Total	
Number of Precincts		1	
Precincts Reporting		1	100.0 %
Times Counted		374/699	53.5 %
Total Votes		15	
Roger Gauthier	DEM	14	93.33%
Write-in Votes		1	6.67%

DEM Burt Trustee	DEM	Total	
Number of Precincts		1	
Precincts Reporting		1	100.0 %
Times Counted		374/699	53.5 %
Total Votes		4	
Write-in Votes		4	100.00%

Election Summary Report
Cheboygan County, MI
2016 General Primary
Summary For Burt Township, Precinct 1, All Counters, All Races
OFFICIAL

Registered Voters 699 - Cards Cast 385 55.08%

Num. Report Precinct 1 - Num. Reporting 1 100.00%

DEM Burt Constable	DEM Total	
Number of Precincts	1	
Precincts Reporting	1	100.0 %
Times Counted	374/699	53.5 %
Total Votes	3	
Write-in Votes	3	100.00%

DEM Burt Delegate	DEM Total	
Number of Precincts	1	
Precincts Reporting	1	100.0 %
Times Counted	374/699	53.5 %
Total Votes	3	
Write-in Votes	3	100.00%

County Tax Lim Prop	Total	
Number of Precincts	1	
Precincts Reporting	1	100.0 %
Times Counted	374/699	53.5 %
Total Votes	318	
YES	189	59.43%
NO	129	40.57%

Burt Tw Gen Ops Prop	Total	
Number of Precincts	1	
Precincts Reporting	1	100.0 %
Times Counted	385/699	55.1 %
Total Votes	345	
YES	247	71.59%
NO	98	28.41%

Burt Twp Fire Prop	Total	
Number of Precincts	1	
Precincts Reporting	1	100.0 %
Times Counted	385/699	55.1 %
Total Votes	349	
YES	303	86.82%
NO	46	13.18%

Burt Tw Road Prop	Total	
Number of Precincts	1	
Precincts Reporting	1	100.0 %
Times Counted	385/699	55.1 %
Total Votes	347	
YES	276	79.54%
NO	71	20.46%

Election Summary Report
Cheboygan County, MI
2016 General Primary
Summary For Ellis Township, Precinct 1, All Counters, All Races
OFFICIAL

Registered Voters 443 - Cards Cast 126 28.44%

Num. Report Precinct 1 - Num. Reporting 1 100.00%

REP D1 Congress		REP Total	
Number of Precincts		1	
Precincts Reporting		1	100.0 %
Times Counted		126/443	28.4 %
Total Votes		59	
Jason Allen	REP	20	33.90%
Jack Bergman	REP	21	35.59%
Tom Casperson	REP	18	30.51%
Write-in Votes		0	0.00%

REP D106 Representative		REP Total	
Number of Precincts		1	
Precincts Reporting		1	100.0 %
Times Counted		126/443	28.4 %
Total Votes		60	
Sue Allor	REP	57	95.00%
David Ladd Chandler	REP	1	1.67%
Jackie Krawczak	REP	2	3.33%
Jesse Osmer	REP	0	0.00%
Write-in Votes		0	0.00%

REP Prosecuting Attorney		REP Total	
Number of Precincts		1	
Precincts Reporting		1	100.0 %
Times Counted		126/443	28.4 %
Total Votes		3	
Write-in Votes		3	100.00%

REP Sheriff		REP Total	
Number of Precincts		1	
Precincts Reporting		1	100.0 %
Times Counted		126/443	28.4 %
Total Votes		54	
Dale V. Clarmont	REP	53	98.15%
Write-in Votes		1	1.85%

REP Clerk Register of Deeds		REP Total	
Number of Precincts		1	
Precincts Reporting		1	100.0 %
Times Counted		126/443	28.4 %
Total Votes		47	
Karen Brewster	REP	47	100.00%
Write-in Votes		0	0.00%

REP County Treasurer		REP Total	
Number of Precincts		1	
Precincts Reporting		1	100.0 %
Times Counted		126/443	28.4 %
Total Votes		48	
Buffy Jo Weldon	REP	48	100.00%
Write-in Votes		0	0.00%

REP FT Road Commission		REP Total	
Number of Precincts		1	
Precincts Reporting		1	100.0 %
Times Counted		126/443	28.4 %
Total Votes		81	
David Brandt	REP	19	23.46%
Bob Chadwick	REP	30	37.04%
Henry Ginop	REP	25	30.86%
Larry Wood	REP	7	8.64%
Write-in Votes		0	0.00%

REP PT Road Commission		REP Total	
Number of Precincts		1	
Precincts Reporting		1	100.0 %
Times Counted		126/443	28.4 %
Total Votes		46	
David D. Brown	REP	46	100.00%
Write-in Votes		0	0.00%

REP Drain Commissioner		REP Total	
Number of Precincts		1	
Precincts Reporting		1	100.0 %
Times Counted		126/443	28.4 %
Total Votes		45	
Cam Cavitt	REP	45	100.00%
Write-in Votes		0	0.00%

REP County Surveyor		REP Total	
Number of Precincts		1	
Precincts Reporting		1	100.0 %
Times Counted		126/443	28.4 %
Total Votes		45	
James H. Granger	REP	45	100.00%
Write-in Votes		0	0.00%

Election Summary Report
Cheboygan County, MI
2016 General Primary
Summary For Ellis Township, Precinct 1, All Counters, All Races
OFFICIAL

Registered Voters 443 - Cards Cast 126 28.44%

Num. Report Precinct 1 - Num. Reporting 1 100.00%

REP D7 Commissioner		REP Total	
Number of Precincts		1	
Precincts Reporting		1	100.0 %
Times Counted		126/443	28.4 %
Total Votes		40	
Robert R. Bolinger	REP	40	100.00%
Write-in Votes		0	0.00%

REP Ellis Supervisor		REP Total	
Number of Precincts		1	
Precincts Reporting		1	100.0 %
Times Counted		126/443	28.4 %
Total Votes		1	
Write-in Votes		1	100.00%

REP Ellis Clerk		REP Total	
Number of Precincts		1	
Precincts Reporting		1	100.0 %
Times Counted		126/443	28.4 %
Total Votes		1	
Write-in Votes		1	100.00%

REP Ellis Treasurer		REP Total	
Number of Precincts		1	
Precincts Reporting		1	100.0 %
Times Counted		126/443	28.4 %
Total Votes		49	
Carolyn Taglauer	REP	49	100.00%
Write-in Votes		0	0.00%

REP Ellis Trustee		REP Total	
Number of Precincts		1	
Precincts Reporting		1	100.0 %
Times Counted		126/443	28.4 %
Total Votes		42	
Adam Taglauer	REP	42	100.00%
Write-in Votes		0	0.00%

REP Ellis Delegate		REP Total	
Number of Precincts		1	
Precincts Reporting		1	100.0 %
Times Counted		126/443	28.4 %
Total Votes		47	
Alan K. May	REP	47	100.00%
Write-in Votes		0	0.00%

DEM D1 Congress		DEM Total	
Number of Precincts		1	
Precincts Reporting		1	100.0 %
Times Counted		126/443	28.4 %
Total Votes		34	
Jerry Cannon	DEM	11	32.35%
Lon Johnson	DEM	23	67.65%
Write-in Votes		0	0.00%

DEM D106 Representative		DEM Total	
Number of Precincts		1	
Precincts Reporting		1	100.0 %
Times Counted		126/443	28.4 %
Total Votes		33	
Robert Kennedy	DEM	20	60.61%
Erin Kieliszewski	DEM	13	39.39%
Write-in Votes		0	0.00%

DEM Prosecuting Attorney		DEM Total	
Number of Precincts		1	
Precincts Reporting		1	100.0 %
Times Counted		126/443	28.4 %
Total Votes		33	
Daryl Vizina	DEM	33	100.00%
Write-in Votes		0	0.00%

DEM County Sheriff		DEM Total	
Number of Precincts		1	
Precincts Reporting		1	100.0 %
Times Counted		126/443	28.4 %
Total Votes		5	
Write-in Votes		5	100.00%

DEM Clerk-Register of Deeds		DEM Total	
Number of Precincts		1	
Precincts Reporting		1	100.0 %
Times Counted		126/443	28.4 %
Total Votes		31	
Amber L. Libby	DEM	31	100.00%
Write-in Votes		0	0.00%

Election Summary Report
Cheboygan County, MI
2016 General Primary
Summary For Ellis Township, Precinct 1, All Counters, All Races
OFFICIAL

Registered Voters 443 - Cards Cast 126 28.44%

Num. Report Precinct 1 - Num. Reporting 1 100.00%

DEM County Treasurer	DEM	Total	
Number of Precincts		1	
Precincts Reporting		1	100.0 %
Times Counted		126/443	28.4 %
Total Votes		5	
Write-in Votes		5	100.00%

DEM FT Road Commission	DEM	Total	
Number of Precincts		1	
Precincts Reporting		1	100.0 %
Times Counted		126/443	28.4 %
Total Votes		32	
Michael J. Donovan	DEM	31	96.88%
Write-in Votes		1	3.13%

DEM PT Road Commission	DEM	Total	
Number of Precincts		1	
Precincts Reporting		1	100.0 %
Times Counted		126/443	28.4 %
Total Votes		31	
Joe LaHaie	DEM	31	100.00%
Write-in Votes		0	0.00%

DEM Drain Commissioner	DEM	Total	
Number of Precincts		1	
Precincts Reporting		1	100.0 %
Times Counted		126/443	28.4 %
Total Votes		31	
Roger Gauthier	DEM	31	100.00%
Write-in Votes		0	0.00%

DEM Surveyor	DEM	Total	
Number of Precincts		1	
Precincts Reporting		1	100.0 %
Times Counted		126/443	28.4 %
Total Votes		5	
Write-in Votes		5	100.00%

DEM D7 Commissioner	DEM	Total	
Number of Precincts		1	
Precincts Reporting		1	100.0 %
Times Counted		126/443	28.4 %
Total Votes		36	
Kathleen LaPeer	DEM	27	75.00%
Brian Veihl	DEM	9	25.00%
Write-in Votes		0	0.00%

DEM Ellis Supervisor	DEM	Total	
Number of Precincts		1	
Precincts Reporting		1	100.0 %
Times Counted		126/443	28.4 %
Total Votes		37	
Jim LaPeer	DEM	37	100.00%
Write-in Votes		0	0.00%

DEM Ellis Clerk	DEM	Total	
Number of Precincts		1	
Precincts Reporting		1	100.0 %
Times Counted		126/443	28.4 %
Total Votes		32	
Sheryl A. Hilliker	DEM	32	100.00%
Write-in Votes		0	0.00%

DEM Ellis Treasurer	DEM	Total	
Number of Precincts		1	
Precincts Reporting		1	100.0 %
Times Counted		126/443	28.4 %
Total Votes		5	
Write-in Votes		5	100.00%

DEM Ellis Trustee	DEM	Total	
Number of Precincts		1	
Precincts Reporting		1	100.0 %
Times Counted		126/443	28.4 %
Total Votes		34	
Charles Beebe	DEM	34	100.00%
Write-in Votes		0	0.00%

Election Summary Report
Cheboygan County, MI
2016 General Primary
Summary For Ellis Township, Precinct 1, All Counters, All Races
OFFICIAL

Registered Voters 443 - Cards Cast 126 28.44%

Num. Report Precinct 1 - Num. Reporting 1 100.00%

DEM Ellis Delegate	DEM Total	
Number of Precincts	1	
Precincts Reporting	1	100.0 %
Times Counted	126/443	28.4 %
Total Votes	6	
Write-in Votes	6	100.00%

County Tax Lim Prop	Total	
Number of Precincts	1	
Precincts Reporting	1	100.0 %
Times Counted	126/443	28.4 %
Total Votes	108	
YES	58	53.70%
NO	50	46.30%

Ellis Twp Road Prop	Total	
Number of Precincts	1	
Precincts Reporting	1	100.0 %
Times Counted	126/443	28.4 %
Total Votes	110	
YES	85	77.27%
NO	25	22.73%

Inland Lks Sch Prop	Total	
Number of Precincts	1	
Precincts Reporting	1	100.0 %
Times Counted	53/221	24.0 %
Total Votes	50	
YES	35	70.00%
NO	15	30.00%

Election Summary Report
Cheboygan County, MI
2016 General Primary
Summary For Forest Township, Precinct 1, All Counters, All Races
OFFICIAL

Registered Voters 778 - Cards Cast 145 18.64%

Num. Report Precinct 1 - Num. Reporting 1 100.00%

REP D1 Congress	REP	Total	
Number of Precincts		1	
Precincts Reporting		1	100.0 %
Times Counted		145/778	18.6 %
Total Votes		102	
Jason Allen	REP	24	23.53%
Jack Bergman	REP	54	52.94%
Tom Casperson	REP	24	23.53%
Write-in Votes		0	0.00%

REP D106 Representative	REP	Total	
Number of Precincts		1	
Precincts Reporting		1	100.0 %
Times Counted		145/778	18.6 %
Total Votes		98	
Sue Allor	REP	71	72.45%
David Ladd Chandler	REP	12	12.24%
Jackie Krawczak	REP	6	6.12%
Jesse Osmer	REP	9	9.18%
Write-in Votes		0	0.00%

REP Prosecuting Attorney	REP	Total	
Number of Precincts		1	
Precincts Reporting		1	100.0 %
Times Counted		145/778	18.6 %
Total Votes		8	
Write-in Votes		8	100.00%

REP Sheriff	REP	Total	
Number of Precincts		1	
Precincts Reporting		1	100.0 %
Times Counted		145/778	18.6 %
Total Votes		90	
Dale V. Clarmont	REP	89	98.89%
Write-in Votes		1	1.11%

REP Clerk_Register of Deeds	REP	Total	
Number of Precincts		1	
Precincts Reporting		1	100.0 %
Times Counted		145/778	18.6 %
Total Votes		84	
Karen Brewster	REP	84	100.00%
Write-in Votes		0	0.00%

REP County Treasurer	REP	Total	
Number of Precincts		1	
Precincts Reporting		1	100.0 %
Times Counted		145/778	18.6 %
Total Votes		79	
Buffy Jo Weldon	REP	79	100.00%
Write-in Votes		0	0.00%

REP FT Road Commission	REP	Total	
Number of Precincts		1	
Precincts Reporting		1	100.0 %
Times Counted		145/778	18.6 %
Total Votes		145	
David Brandt	REP	48	33.10%
Bob Chadwick	REP	25	17.24%
Henry Ginop	REP	50	34.48%
Larry Wood	REP	22	15.17%
Write-in Votes		0	0.00%

REP PT Road Commission	REP	Total	
Number of Precincts		1	
Precincts Reporting		1	100.0 %
Times Counted		145/778	18.6 %
Total Votes		79	
David D. Brown	REP	79	100.00%
Write-in Votes		0	0.00%

REP Drain Commissioner	REP	Total	
Number of Precincts		1	
Precincts Reporting		1	100.0 %
Times Counted		145/778	18.6 %
Total Votes		79	
Cam Cavitt	REP	79	100.00%
Write-in Votes		0	0.00%

REP County Surveyor	REP	Total	
Number of Precincts		1	
Precincts Reporting		1	100.0 %
Times Counted		145/778	18.6 %
Total Votes		80	
James H. Granger	REP	80	100.00%
Write-in Votes		0	0.00%

Election Summary Report
Cheboygan County, MI
2016 General Primary
Summary For Forest Township, Precinct 1, All Counters, All Races
OFFICIAL

Registered Voters 778 - Cards Cast 145 18.64%

Num. Report Precinct 1 - Num. Reporting 1 100.00%

REP D7 Commissioner		REP Total	
Number of Precincts		1	
Precincts Reporting		1	100.0 %
Times Counted		145/778	18.6 %
Total Votes		80	
Robert R. Bolinger	REP	80	100.00%
Write-in Votes		0	0.00%

REP Forest Supervisor		REP Total	
Number of Precincts		1	
Precincts Reporting		1	100.0 %
Times Counted		145/778	18.6 %
Total Votes		88	
Tim Paulus	REP	87	98.86%
Write-in Votes		1	1.14%

REP Forest Clerk		REP Total	
Number of Precincts		1	
Precincts Reporting		1	100.0 %
Times Counted		145/778	18.6 %
Total Votes		88	
Melinda Hambleton	REP	58	65.91%
Esther Ransom	REP	30	34.09%
Write-in Votes		0	0.00%

REP Forest Treasurer		REP Total	
Number of Precincts		1	
Precincts Reporting		1	100.0 %
Times Counted		145/778	18.6 %
Total Votes		87	
Judy Stevens	REP	87	100.00%
Write-in Votes		0	0.00%

REP Forest Trustee		REP Total	
Number of Precincts		1	
Precincts Reporting		1	100.0 %
Times Counted		145/778	18.6 %
Total Votes		149	
Pam Crowe	REP	73	48.99%
Dawn Fenstermaker	REP	41	27.52%
Paul A. Ransom	REP	35	23.49%
Write-in Votes		0	0.00%

REP Forest Constable		REP Total	
Number of Precincts		1	
Precincts Reporting		1	100.0 %
Times Counted		145/778	18.6 %
Total Votes		6	
Write-in Votes		6	100.00%

REP Forest Delegate		REP Total	
Number of Precincts		1	
Precincts Reporting		1	100.0 %
Times Counted		145/778	18.6 %
Total Votes		82	
Marilyn Kapp Moran	REP	82	100.00%
Write-in Votes		0	0.00%

DEM D1 Congress		DEM Total	
Number of Precincts		1	
Precincts Reporting		1	100.0 %
Times Counted		145/778	18.6 %
Total Votes		41	
Jerry Cannon	DEM	13	31.71%
Lon Johnson	DEM	28	68.29%
Write-in Votes		0	0.00%

DEM D106 Representative		DEM Total	
Number of Precincts		1	
Precincts Reporting		1	100.0 %
Times Counted		145/778	18.6 %
Total Votes		43	
Robert Kennedy	DEM	28	65.12%
Erin Kieliszewski	DEM	15	34.88%
Write-in Votes		0	0.00%

DEM Prosecuting Attorney		DEM Total	
Number of Precincts		1	
Precincts Reporting		1	100.0 %
Times Counted		145/778	18.6 %
Total Votes		39	
Daryl Vizina	DEM	39	100.00%
Write-in Votes		0	0.00%

Election Summary Report
Cheboygan County, MI
2016 General Primary
Summary For Forest Township, Precinct 1, All Counters, All Races
OFFICIAL

Registered Voters 778 - Cards Cast 145 18.64%

Num. Report Precinct 1 - Num. Reporting 1 100.00%

DEM County Sheriff	DEM		
		Total	
Number of Precincts		1	
Precincts Reporting		1	100.0 %
Times Counted		145/778	18.6 %
Total Votes		3	
Write-in Votes		3	100.00%

DEM Clerk-Register of Deeds	DEM		
		Total	
Number of Precincts		1	
Precincts Reporting		1	100.0 %
Times Counted		145/778	18.6 %
Total Votes		36	
Amber L. Libby	DEM	36	100.00%
Write-in Votes		0	0.00%

DEM County Treasurer	DEM		
		Total	
Number of Precincts		1	
Precincts Reporting		1	100.0 %
Times Counted		145/778	18.6 %
Total Votes		3	
Write-in Votes		3	100.00%

DEM FT Road Commission	DEM		
		Total	
Number of Precincts		1	
Precincts Reporting		1	100.0 %
Times Counted		145/778	18.6 %
Total Votes		35	
Michael J. Donovan	DEM	35	100.00%
Write-in Votes		0	0.00%

DEM PT Road Commission	DEM		
		Total	
Number of Precincts		1	
Precincts Reporting		1	100.0 %
Times Counted		145/778	18.6 %
Total Votes		36	
Joe LaHaie	DEM	36	100.00%
Write-in Votes		0	0.00%

DEM Drain Commissioner	DEM		
		Total	
Number of Precincts		1	
Precincts Reporting		1	100.0 %
Times Counted		145/778	18.6 %
Total Votes		36	
Roger Gauthier	DEM	36	100.00%
Write-in Votes		0	0.00%

DEM Surveyor	DEM		
		Total	
Number of Precincts		1	
Precincts Reporting		1	100.0 %
Times Counted		145/778	18.6 %
Total Votes		4	
Write-in Votes		4	100.00%

DEM D7 Commissioner	DEM		
		Total	
Number of Precincts		1	
Precincts Reporting		1	100.0 %
Times Counted		145/778	18.6 %
Total Votes		41	
Kathleen LaPeer	DEM	9	21.95%
Brian Veihl	DEM	32	78.05%
Write-in Votes		0	0.00%

DEM Forest Supervisor	DEM		
		Total	
Number of Precincts		1	
Precincts Reporting		1	100.0 %
Times Counted		145/778	18.6 %
Total Votes		2	
Write-in Votes		2	100.00%

DEM Forest Clerk	DEM		
		Total	
Number of Precincts		1	
Precincts Reporting		1	100.0 %
Times Counted		145/778	18.6 %
Total Votes		38	
Judy Church	DEM	38	100.00%
Write-in Votes		0	0.00%

DEM Forest Treasurer	DEM		
		Total	
Number of Precincts		1	
Precincts Reporting		1	100.0 %
Times Counted		145/778	18.6 %
Total Votes		3	
Write-in Votes		3	100.00%

DEM Forest Trustee	DEM		
		Total	
Number of Precincts		1	
Precincts Reporting		1	100.0 %
Times Counted		145/778	18.6 %
Total Votes		33	
Marlene A. Hopkins	DEM	33	100.00%
Write-in Votes		0	0.00%

Election Summary Report
Cheboygan County, MI
2016 General Primary
Summary For Forest Township, Precinct 1, All Counters, All Races
OFFICIAL

Registered Voters 778 - Cards Cast 145 18.64%

Num. Report Precinct 1 - Num. Reporting 1 100.00%

DEM Forest Constable		DEM Total	
Number of Precincts		1	
Precincts Reporting		1	100.0 %
Times Counted		145/778	18.6 %
Total Votes		38	
Duane Buzzell	DEM	38	100.00%
Write-in Votes		0	0.00%

DEM Forest Delegate	DEM Total	
Number of Precincts	1	
Precincts Reporting	1	100.0 %
Times Counted	145/778	18.6 %
Total Votes	2	
Write-in Votes	2	100.00%

County Tax Lim Prop	Total	
Number of Precincts	1	
Precincts Reporting	1	100.0 %
Times Counted	145/778	18.6 %
Total Votes	91	
YES	43	47.25%
NO	48	52.75%

Election Summary Report
Cheboygan County, MI
2016 General Primary
Summary For Grant Township, Precinct 1, All Counters, All Races
OFFICIAL

Registered Voters 699 - Cards Cast 189 27.04%

Num. Report Precinct 1 - Num. Reporting 1 100.00%

REP D1 Congress		REP Total	
Number of Precincts		1	
Precincts Reporting		1	100.0 %
Times Counted		189/699	27.0 %
Total Votes		108	
Jason Allen	REP	34	31.48%
Jack Bergman	REP	51	47.22%
Tom Casperson	REP	23	21.30%
Write-in Votes		0	0.00%

REP D106 Representative		REP Total	
Number of Precincts		1	
Precincts Reporting		1	100.0 %
Times Counted		189/699	27.0 %
Total Votes		102	
Sue Allor	REP	56	54.90%
David Ladd Chandler	REP	14	13.73%
Jackie Krawczak	REP	18	17.65%
Jesse Osmer	REP	12	11.76%
Write-in Votes		2	1.96%

REP Prosecuting Attorney		REP Total	
Number of Precincts		1	
Precincts Reporting		1	100.0 %
Times Counted		189/699	27.0 %
Total Votes		6	
Write-in Votes		6	100.00%

REP Sheriff		REP Total	
Number of Precincts		1	
Precincts Reporting		1	100.0 %
Times Counted		189/699	27.0 %
Total Votes		101	
Dale V. Clarmont	REP	101	100.00%
Write-in Votes		0	0.00%

REP Clerk .Register of Deeds		REP Total	
Number of Precincts		1	
Precincts Reporting		1	100.0 %
Times Counted		189/699	27.0 %
Total Votes		83	
Karen Brewster	REP	83	100.00%
Write-in Votes		0	0.00%

REP County Treasurer		REP Total	
Number of Precincts		1	
Precincts Reporting		1	100.0 %
Times Counted		189/699	27.0 %
Total Votes		87	
Buffy Jo Weldon	REP	87	100.00%
Write-in Votes		0	0.00%

REP FT Road Commission		REP Total	
Number of Precincts		1	
Precincts Reporting		1	100.0 %
Times Counted		189/699	27.0 %
Total Votes		159	
David Brandt	REP	57	35.85%
Bob Chadwick	REP	31	19.50%
Henry Ginop	REP	38	23.90%
Larry Wood	REP	33	20.75%
Write-in Votes		0	0.00%

REP PT Road Commission		REP Total	
Number of Precincts		1	
Precincts Reporting		1	100.0 %
Times Counted		189/699	27.0 %
Total Votes		86	
David D. Brown	REP	86	100.00%
Write-in Votes		0	0.00%

REP Drain Commissioner		REP Total	
Number of Precincts		1	
Precincts Reporting		1	100.0 %
Times Counted		189/699	27.0 %
Total Votes		85	
Cam Cavitt	REP	84	98.82%
Write-in Votes		1	1.18%

REP County Surveyor		REP Total	
Number of Precincts		1	
Precincts Reporting		1	100.0 %
Times Counted		189/699	27.0 %
Total Votes		87	
James H. Granger	REP	87	100.00%
Write-in Votes		0	0.00%

Election Summary Report
Cheboygan County, MI
2016 General Primary
Summary For Grant Township, Precinct 1, All Counters, All Races
OFFICIAL

Registered Voters 699 - Cards Cast 189 27.04%

Num. Report Precinct 1 - Num. Reporting 1 100.00%

REP D5 Commissioner		REP Total	
Number of Precincts		1	
Precincts Reporting		1	100.0 %
Times Counted		189/699	27.0 %
Total Votes		89	
Tony Matelski	REP	89	100.00%
Write-in Votes		0	0.00%

REP Grant Supervisor		REP Total	
Number of Precincts		1	
Precincts Reporting		1	100.0 %
Times Counted		189/699	27.0 %
Total Votes		6	
Write-in Votes		6	100.00%

REP Grant Clerk		REP Total	
Number of Precincts		1	
Precincts Reporting		1	100.0 %
Times Counted		189/699	27.0 %
Total Votes		4	
Write-in Votes		4	100.00%

REP Grant Treasurer		REP Total	
Number of Precincts		1	
Precincts Reporting		1	100.0 %
Times Counted		189/699	27.0 %
Total Votes		83	
Rachel G. Vallance	REP	83	100.00%
Write-in Votes		0	0.00%

REP Grant Trustee		REP Total	
Number of Precincts		1	
Precincts Reporting		1	100.0 %
Times Counted		189/699	27.0 %
Total Votes		2	
Write-in Votes		2	100.00%

REP Grant Constable		REP Total	
Number of Precincts		1	
Precincts Reporting		1	100.0 %
Times Counted		189/699	27.0 %
Total Votes		74	
Diane Heythaler	REP	74	100.00%
Write-in Votes		0	0.00%

REP Grant Delegate		REP Total	
Number of Precincts		1	
Precincts Reporting		1	100.0 %
Times Counted		189/699	27.0 %
Total Votes		74	
Paul Breed	REP	74	100.00%
Write-in Votes		0	0.00%

DEM D1 Congress		DEM Total	
Number of Precincts		1	
Precincts Reporting		1	100.0 %
Times Counted		189/699	27.0 %
Total Votes		64	
Jerry Cannon	DEM	16	25.00%
Lon Johnson	DEM	48	75.00%
Write-in Votes		0	0.00%

DEM D106 Representative		DEM Total	
Number of Precincts		1	
Precincts Reporting		1	100.0 %
Times Counted		189/699	27.0 %
Total Votes		66	
Robert Kennedy	DEM	43	65.15%
Erin Kieliszewski	DEM	23	34.85%
Write-in Votes		0	0.00%

DEM Prosecuting Attorney		DEM Total	
Number of Precincts		1	
Precincts Reporting		1	100.0 %
Times Counted		189/699	27.0 %
Total Votes		59	
Daryl Vizina	DEM	59	100.00%
Write-in Votes		0	0.00%

DEM County Sheriff		DEM Total	
Number of Precincts		1	
Precincts Reporting		1	100.0 %
Times Counted		189/699	27.0 %
Total Votes		6	
Write-in Votes		6	100.00%

Election Summary Report
Cheboygan County, MI
2016 General Primary
Summary For Grant Township, Precinct 1, All Counters, All Races
OFFICIAL

Registered Voters 699 - Cards Cast 189 27.04%

Num. Report Precinct 1 - Num. Reporting 1 100.00%

DEM Clerk-Register of Deeds		DEM Total	
Number of Precincts		1	
Precincts Reporting		1	100.0 %
Times Counted		189/699	27.0 %
Total Votes		59	
Amber L. Libby	DEM	59	100.00%
Write-in Votes		0	0.00%

DEM County Treasurer		DEM Total	
Number of Precincts		1	
Precincts Reporting		1	100.0 %
Times Counted		189/699	27.0 %
Total Votes		4	
Write-in Votes		4	100.00%

DEM FT Road Commission		DEM Total	
Number of Precincts		1	
Precincts Reporting		1	100.0 %
Times Counted		189/699	27.0 %
Total Votes		63	
Michael J. Donovan	DEM	63	100.00%
Write-in Votes		0	0.00%

DEM PT Road Commission		DEM Total	
Number of Precincts		1	
Precincts Reporting		1	100.0 %
Times Counted		189/699	27.0 %
Total Votes		64	
Joe LaHaie	DEM	64	100.00%
Write-in Votes		0	0.00%

DEM Drain Commissioner		DEM Total	
Number of Precincts		1	
Precincts Reporting		1	100.0 %
Times Counted		189/699	27.0 %
Total Votes		60	
Roger Gauthier	DEM	60	100.00%
Write-in Votes		0	0.00%

DEM Surveyor		DEM Total	
Number of Precincts		1	
Precincts Reporting		1	100.0 %
Times Counted		189/699	27.0 %
Total Votes		5	
Write-in Votes		5	100.00%

DEM D5 Commissioner		DEM Total	
Number of Precincts		1	
Precincts Reporting		1	100.0 %
Times Counted		189/699	27.0 %
Total Votes		4	
Write-in Votes		4	100.00%

DEM Grant Supervisor		DEM Total	
Number of Precincts		1	
Precincts Reporting		1	100.0 %
Times Counted		189/699	27.0 %
Total Votes		62	
C. Gil Archambo	DEM	62	100.00%
Write-in Votes		0	0.00%

DEM Grant Clerk		DEM Total	
Number of Precincts		1	
Precincts Reporting		1	100.0 %
Times Counted		189/699	27.0 %
Total Votes		62	
Judi Chimner	DEM	62	100.00%
Write-in Votes		0	0.00%

DEM Grant Treasurer		DEM Total	
Number of Precincts		1	
Precincts Reporting		1	100.0 %
Times Counted		189/699	27.0 %
Total Votes		3	
Write-in Votes		3	100.00%

DEM Grant Trustee		DEM Total	
Number of Precincts		1	
Precincts Reporting		1	100.0 %
Times Counted		189/699	27.0 %
Total Votes		97	
Eric A. Boyd	DEM	51	52.58%
Elyn Kallio	DEM	46	47.42%
Write-in Votes		0	0.00%

Election Summary Report
Cheboygan County, MI
2016 General Primary
Summary For Grant Township, Precinct 1, All Counters, All Races
OFFICIAL

Registered Voters 699 - Cards Cast 189 27.04%

Num. Report Precinct 1 - Num. Reporting 1 100.00%

DEM Grant Constable		DEM Total	
Number of Precincts		1	
Precincts Reporting		1	100.0 %
Times Counted		189/699	27.0 %
Total Votes		57	
Doug Hempenstall	DEM	57	100.00%
Write-in Votes		0	0.00%

DEM Grant Delegate	DEM Total	
Number of Precincts	1	
Precincts Reporting	1	100.0 %
Times Counted	189/699	27.0 %
Total Votes	4	
Write-in Votes	4	100.00%

County Tax Lim Prop	Total	
Number of Precincts	1	
Precincts Reporting	1	100.0 %
Times Counted	189/699	27.0 %
Total Votes	155	
YES	66	42.58%
NO	89	57.42%

Cheboy Library Prop	Total	
Number of Precincts	1	
Precincts Reporting	1	100.0 %
Times Counted	189/699	27.0 %
Total Votes	159	
YES	66	41.51%
NO	93	58.49%

Election Summary Report
Cheboygan County, MI
2016 General Primary
Summary For Hebron Township, Precinct 1, All Counters, All Races
OFFICIAL

Registered Voters 247 - Cards Cast 57 23.08%

Num. Report Precinct 1 - Num. Reporting 1 100.00%

REP D1 Congress		REP Total	
Number of Precincts		1	
Precincts Reporting		1	100.0 %
Times Counted		57/247	23.1 %
Total Votes		40	
Jason Allen	REP	15	37.50%
Jack Bergman	REP	17	42.50%
Tom Casperson	REP	8	20.00%
Write-in Votes		0	0.00%

REP D107 Representative		REP Total	
Number of Precincts		1	
Precincts Reporting		1	100.0 %
Times Counted		57/247	23.1 %
Total Votes		42	
Lee Chatfield	REP	35	83.33%
Kathy Twardy	REP	7	16.67%
Write-in Votes		0	0.00%

REP Prosecuting Attorney		REP Total	
Number of Precincts		1	
Precincts Reporting		1	100.0 %
Times Counted		57/247	23.1 %
Total Votes		2	
Write-in Votes		2	100.00%

REP Sheriff		REP Total	
Number of Precincts		1	
Precincts Reporting		1	100.0 %
Times Counted		57/247	23.1 %
Total Votes		33	
Dale V. Clarmont	REP	33	100.00%
Write-in Votes		0	0.00%

REP Clerk Register of Deeds		REP Total	
Number of Precincts		1	
Precincts Reporting		1	100.0 %
Times Counted		57/247	23.1 %
Total Votes		32	
Karen Brewster	REP	31	96.88%
Write-in Votes		1	3.13%

REP County Treasurer		REP Total	
Number of Precincts		1	
Precincts Reporting		1	100.0 %
Times Counted		57/247	23.1 %
Total Votes		29	
Buffy Jo Weldon	REP	28	96.55%
Write-in Votes		1	3.45%

REP FT Road Commission		REP Total	
Number of Precincts		1	
Precincts Reporting		1	100.0 %
Times Counted		57/247	23.1 %
Total Votes		58	
David Brandt	REP	16	27.59%
Bob Chadwick	REP	1	1.72%
Henry Ginop	REP	31	53.45%
Larry Wood	REP	9	15.52%
Write-in Votes		1	1.72%

REP PT Road Commission		REP Total	
Number of Precincts		1	
Precincts Reporting		1	100.0 %
Times Counted		57/247	23.1 %
Total Votes		27	
David D. Brown	REP	26	96.30%
Write-in Votes		1	3.70%

REP Drain Commissioner		REP Total	
Number of Precincts		1	
Precincts Reporting		1	100.0 %
Times Counted		57/247	23.1 %
Total Votes		28	
Cam Cavitt	REP	26	92.86%
Write-in Votes		2	7.14%

REP County Surveyor		REP Total	
Number of Precincts		1	
Precincts Reporting		1	100.0 %
Times Counted		57/247	23.1 %
Total Votes		29	
James H. Granger	REP	29	100.00%
Write-in Votes		0	0.00%

Election Summary Report
Cheboygan County, MI
2016 General Primary
Summary For Hebron Township, Precinct 1, All Counters, All Races
OFFICIAL

Registered Voters 247 - Cards Cast 57 23.08%

Num. Report Precinct 1 - Num. Reporting 1 100.00%

REP D1 Commissioner		REP Total	
Number of Precincts		1	
Precincts Reporting		1	100.0 %
Times Counted		57/247	23.1 %
Total Votes		21	
Chris Brown	REP	20	95.24%
Write-in Votes		1	4.76%

REP Hebron Supervisor		REP Total	
Number of Precincts		1	
Precincts Reporting		1	100.0 %
Times Counted		57/247	23.1 %
Total Votes		3	
Write-in Votes		3	100.00%

REP Hebron Clerk		REP Total	
Number of Precincts		1	
Precincts Reporting		1	100.0 %
Times Counted		57/247	23.1 %
Total Votes		1	
Write-in Votes		1	100.00%

REP Hebron Treasurer		REP Total	
Number of Precincts		1	
Precincts Reporting		1	100.0 %
Times Counted		57/247	23.1 %
Total Votes		25	
John Douglas	REP	24	96.00%
Write-in Votes		1	4.00%

REP Hebron Trustee		REP Total	
Number of Precincts		1	
Precincts Reporting		1	100.0 %
Times Counted		57/247	23.1 %
Total Votes		1	
Write-in Votes		1	100.00%

REP Hebron Delegate		REP Total	
Number of Precincts		1	
Precincts Reporting		1	100.0 %
Times Counted		57/247	23.1 %
Total Votes		24	
Patrick A. Bell	REP	23	95.83%
Write-in Votes		1	4.17%

DEM D1 Congress		DEM Total	
Number of Precincts		1	
Precincts Reporting		1	100.0 %
Times Counted		57/247	23.1 %
Total Votes		13	
Jerry Cannon	DEM	5	38.46%
Lon Johnson	DEM	8	61.54%
Write-in Votes		0	0.00%

DEM D107 Representative		DEM Total	
Number of Precincts		1	
Precincts Reporting		1	100.0 %
Times Counted		57/247	23.1 %
Total Votes		11	
Phil Bellfy	DEM	11	100.00%
Write-in Votes		0	0.00%

DEM Prosecuting Attorney		DEM Total	
Number of Precincts		1	
Precincts Reporting		1	100.0 %
Times Counted		57/247	23.1 %
Total Votes		13	
Daryl Vizina	DEM	13	100.00%
Write-in Votes		0	0.00%

DEM County Sheriff		DEM Total	
Number of Precincts		1	
Precincts Reporting		1	100.0 %
Times Counted		57/247	23.1 %
Total Votes		1	
Write-in Votes		1	100.00%

DEM Clerk-Register of Deeds		DEM Total	
Number of Precincts		1	
Precincts Reporting		1	100.0 %
Times Counted		57/247	23.1 %
Total Votes		13	
Amber L. Libby	DEM	13	100.00%
Write-in Votes		0	0.00%

Election Summary Report
Cheboygan County, MI
2016 General Primary
Summary For Hebron Township, Precinct 1, All Counters, All Races
OFFICIAL

Registered Voters 247 - Cards Cast 57 23.08%

Num. Report Precinct 1 - Num. Reporting 1 100.00%

DEM County Treasurer	DEM	Total	
Number of Precincts		1	
Precincts Reporting		1	100.0 %
Times Counted		57/247	23.1 %
Total Votes		0	
Write-in Votes		0	N/A

DEM FT Road Commission	DEM	Total	
Number of Precincts		1	
Precincts Reporting		1	100.0 %
Times Counted		57/247	23.1 %
Total Votes		12	
Michael J. Donovan	DEM	12	100.00%
Write-in Votes		0	0.00%

DEM PT Road Commission	DEM	Total	
Number of Precincts		1	
Precincts Reporting		1	100.0 %
Times Counted		57/247	23.1 %
Total Votes		12	
Joe LaHaie	DEM	12	100.00%
Write-in Votes		0	0.00%

DEM Drain Commissioner	DEM	Total	
Number of Precincts		1	
Precincts Reporting		1	100.0 %
Times Counted		57/247	23.1 %
Total Votes		12	
Roger Gauthier	DEM	12	100.00%
Write-in Votes		0	0.00%

DEM Surveyor	DEM	Total	
Number of Precincts		1	
Precincts Reporting		1	100.0 %
Times Counted		57/247	23.1 %
Total Votes		0	
Write-in Votes		0	N/A

DEM D1 Commissioner	DEM	Total	
Number of Precincts		1	
Precincts Reporting		1	100.0 %
Times Counted		57/247	23.1 %
Total Votes		8	
Vincent Lumetta	DEM	8	100.00%
Write-in Votes		0	0.00%

DEM Hebron Supervisor	DEM	Total	
Number of Precincts		1	
Precincts Reporting		1	100.0 %
Times Counted		57/247	23.1 %
Total Votes		10	
Charles E. Ostwald	DEM	10	100.00%
Write-in Votes		0	0.00%

DEM Hebron Clerk	DEM	Total	
Number of Precincts		1	
Precincts Reporting		1	100.0 %
Times Counted		57/247	23.1 %
Total Votes		10	
Gary Douglas	DEM	10	100.00%
Write-in Votes		0	0.00%

DEM Hebron Treasurer	DEM	Total	
Number of Precincts		1	
Precincts Reporting		1	100.0 %
Times Counted		57/247	23.1 %
Total Votes		0	
Write-in Votes		0	N/A

DEM Hebron Trustee	DEM	Total	
Number of Precincts		1	
Precincts Reporting		1	100.0 %
Times Counted		57/247	23.1 %
Total Votes		20	
Judith A. Otswald	DEM	10	50.00%
Lisa J. Wheelock	DEM	10	50.00%
Write-in Votes		0	0.00%

DEM Hebron Delegate	DEM	Total	
Number of Precincts		1	
Precincts Reporting		1	100.0 %
Times Counted		57/247	23.1 %
Total Votes		0	
Write-in Votes		0	N/A

Election Summary Report
Cheboygan County, MI
2016 General Primary
Summary For Hebron Township, Precinct 1, All Counters, All Races
OFFICIAL

Registered Voters 247 - Cards Cast 57 23.08%

Num. Report Precinct 1 - Num. Reporting 1 100.00%

County Tax Lim Prop

	Total	
Number of Precincts	1	
Precincts Reporting	1	100.0 %
Times Counted	57/247	23.1 %
Total Votes	50	
YES	20	40.00%
NO	30	60.00%

Cheboy Library Prop

	Total	
Number of Precincts	1	
Precincts Reporting	1	100.0 %
Times Counted	44/137	32.1 %
Total Votes	41	
YES	17	41.46%
NO	24	58.54%

Election Summary Report
Cheboygan County, MI
2016 General Primary
Summary For Inverness Township, Precinct 1, All Counters, All Races
OFFICIAL

Registered Voters 1984 - Cards Cast 479 24.14%

Num. Report Precinct 1 - Num. Reporting 1 100.00%

REP D1 Congress		REP Total	
Number of Precincts		1	
Precincts Reporting		1	100.0 %
Times Counted		479/1984	24.1 %
Total Votes		307	
Jason Allen	REP	100	32.57%
Jack Bergman	REP	144	46.91%
Tom Casperson	REP	63	20.52%
Write-in Votes		0	0.00%

REP D106 Representative		REP Total	
Number of Precincts		1	
Precincts Reporting		1	100.0 %
Times Counted		479/1984	24.1 %
Total Votes		292	
Sue Allor	REP	198	67.81%
David Ladd Chandler	REP	23	7.88%
Jackie Krawczak	REP	49	16.78%
Jesse Osmer	REP	22	7.53%
Write-in Votes		0	0.00%

REP Prosecuting Attorney		REP Total	
Number of Precincts		1	
Precincts Reporting		1	100.0 %
Times Counted		479/1984	24.1 %
Total Votes		23	
Write-in Votes		23	100.00%

REP Sheriff		REP Total	
Number of Precincts		1	
Precincts Reporting		1	100.0 %
Times Counted		479/1984	24.1 %
Total Votes		288	
Dale V. Clarmont	REP	286	99.31%
Write-in Votes		2	0.69%

REP Clerk Register of Deeds		REP Total	
Number of Precincts		1	
Precincts Reporting		1	100.0 %
Times Counted		479/1984	24.1 %
Total Votes		263	
Karen Brewster	REP	260	98.86%
Write-in Votes		3	1.14%

REP County Treasurer		REP Total	
Number of Precincts		1	
Precincts Reporting		1	100.0 %
Times Counted		479/1984	24.1 %
Total Votes		247	
Buffy Jo Weldon	REP	246	99.60%
Write-in Votes		1	0.40%

REP FT Road Commission		REP Total	
Number of Precincts		1	
Precincts Reporting		1	100.0 %
Times Counted		479/1984	24.1 %
Total Votes		505	
David Brandt	REP	167	33.07%
Bob Chadwick	REP	56	11.09%
Henry Ginop	REP	166	32.87%
Larry Wood	REP	114	22.57%
Write-in Votes		2	0.40%

REP PT Road Commission		REP Total	
Number of Precincts		1	
Precincts Reporting		1	100.0 %
Times Counted		479/1984	24.1 %
Total Votes		263	
David D. Brown	REP	262	99.62%
Write-in Votes		1	0.38%

REP Drain Commissioner		REP Total	
Number of Precincts		1	
Precincts Reporting		1	100.0 %
Times Counted		479/1984	24.1 %
Total Votes		257	
Cam Cavitt	REP	255	99.22%
Write-in Votes		2	0.78%

REP County Surveyor		REP Total	
Number of Precincts		1	
Precincts Reporting		1	100.0 %
Times Counted		479/1984	24.1 %
Total Votes		266	
James H. Granger	REP	266	100.00%
Write-in Votes		0	0.00%

Election Summary Report
Cheboygan County, MI
2016 General Primary
Summary For Inverness Township, Precinct 1, All Counters, All Races
OFFICIAL

Registered Voters 1984 - Cards Cast 479 24.14%

Num. Report Precinct 1 - Num. Reporting 1 100.00%

REP D2 Commissioner		REP Total	
Number of Precincts		1	
Precincts Reporting		1	100.0 %
Times Counted		18/136	13.2 %
Total Votes		9	
Richard Sangster	REP	9	100.00%
Write-in Votes		0	0.00%

REP D4 Commissioner		REP Total	
Number of Precincts		1	
Precincts Reporting		1	100.0 %
Times Counted		461/1848	24.9 %
Total Votes		254	
Cal Gouine	REP	252	99.21%
Write-in Votes		2	0.79%

REP Inverness Supervisor		REP Total	
Number of Precincts		1	
Precincts Reporting		1	100.0 %
Times Counted		479/1984	24.1 %
Total Votes		265	
Ronald J. Neuman	REP	263	99.25%
Write-in Votes		2	0.75%

REP Inverness Clerk		REP Total	
Number of Precincts		1	
Precincts Reporting		1	100.0 %
Times Counted		479/1984	24.1 %
Total Votes		279	
Jean L. Beethem	REP	279	100.00%
Write-in Votes		0	0.00%

REP Inverness Treasurer		REP Total	
Number of Precincts		1	
Precincts Reporting		1	100.0 %
Times Counted		479/1984	24.1 %
Total Votes		271	
Kathy Spray	REP	271	100.00%
Write-in Votes		0	0.00%

REP Inverness Trustee		REP Total	
Number of Precincts		1	
Precincts Reporting		1	100.0 %
Times Counted		479/1984	24.1 %
Total Votes		261	
Bernard J. Schramm	REP	259	99.23%
Write-in Votes		2	0.77%

REP Inverness Constable		REP Total	
Number of Precincts		1	
Precincts Reporting		1	100.0 %
Times Counted		479/1984	24.1 %
Total Votes		238	
Roderick V Jones III	REP	236	99.16%
Write-in Votes		2	0.84%

REP Inverness Delegate		REP Total	
Number of Precincts		1	
Precincts Reporting		1	100.0 %
Times Counted		479/1984	24.1 %
Total Votes		241	
Catherine A. Stone	REP	241	100.00%
Write-in Votes		0	0.00%

DEM D1 Congress		DEM Total	
Number of Precincts		1	
Precincts Reporting		1	100.0 %
Times Counted		479/1984	24.1 %
Total Votes		126	
Jerry Cannon	DEM	40	31.75%
Lon Johnson	DEM	86	68.25%
Write-in Votes		0	0.00%

DEM D106 Representative		DEM Total	
Number of Precincts		1	
Precincts Reporting		1	100.0 %
Times Counted		479/1984	24.1 %
Total Votes		125	
Robert Kennedy	DEM	56	44.80%
Erin Kieliszewski	DEM	69	55.20%
Write-in Votes		0	0.00%

Election Summary Report
Cheboygan County, MI
2016 General Primary
Summary For Inverness Township, Precinct 1, All Counters, All Races
OFFICIAL

Registered Voters 1984 - Cards Cast 479 24.14%

Num. Report Precinct 1 - Num. Reporting 1 100.00%

DEM Prosecuting Attorney		DEM Total	
Number of Precincts		1	
Precincts Reporting		1	100.0 %
Times Counted		479/1984	24.1 %
Total Votes		127	
Daryl Vizina	DEM	126	99.21%
Write-in Votes		1	0.79%

DEM Drain Commissioner		DEM Total	
Number of Precincts		1	
Precincts Reporting		1	100.0 %
Times Counted		479/1984	24.1 %
Total Votes		120	
Roger Gauthier	DEM	120	100.00%
Write-in Votes		0	0.00%

DEM County Sheriff		DEM Total	
Number of Precincts		1	
Precincts Reporting		1	100.0 %
Times Counted		479/1984	24.1 %
Total Votes		7	
Write-in Votes		7	100.00%

DEM Surveyor		DEM Total	
Number of Precincts		1	
Precincts Reporting		1	100.0 %
Times Counted		479/1984	24.1 %
Total Votes		6	
Write-in Votes		6	100.00%

DEM Clerk-Register of Deeds		DEM Total	
Number of Precincts		1	
Precincts Reporting		1	100.0 %
Times Counted		479/1984	24.1 %
Total Votes		119	
Amber L. Libby	DEM	118	99.16%
Write-in Votes		1	0.84%

DEM D2 Commissioner		DEM Total	
Number of Precincts		1	
Precincts Reporting		1	100.0 %
Times Counted		18/136	13.2 %
Total Votes		7	
Bruce Gauthier	DEM	7	100.00%
Write-in Votes		0	0.00%

DEM County Treasurer		DEM Total	
Number of Precincts		1	
Precincts Reporting		1	100.0 %
Times Counted		479/1984	24.1 %
Total Votes		5	
Write-in Votes		5	100.00%

DEM D4 Commissioner		DEM Total	
Number of Precincts		1	
Precincts Reporting		1	100.0 %
Times Counted		461/1848	24.9 %
Total Votes		7	
Write-in Votes		7	100.00%

DEM FT Road Commission		DEM Total	
Number of Precincts		1	
Precincts Reporting		1	100.0 %
Times Counted		479/1984	24.1 %
Total Votes		123	
Michael J. Donovan	DEM	123	100.00%
Write-in Votes		0	0.00%

DEM Inverness Supervisor		DEM Total	
Number of Precincts		1	
Precincts Reporting		1	100.0 %
Times Counted		479/1984	24.1 %
Total Votes		8	
Write-in Votes		8	100.00%

DEM PT Road Commission		DEM Total	
Number of Precincts		1	
Precincts Reporting		1	100.0 %
Times Counted		479/1984	24.1 %
Total Votes		120	
Joe LaHaie	DEM	120	100.00%
Write-in Votes		0	0.00%

DEM Inverness Clerk		DEM Total	
Number of Precincts		1	
Precincts Reporting		1	100.0 %
Times Counted		479/1984	24.1 %
Total Votes		7	
Write-in Votes		7	100.00%

Election Summary Report
Cheboygan County, MI
2016 General Primary
Summary For Inverness Township, Precinct 1, All Counters, All Races
OFFICIAL

Registered Voters 1984 - Cards Cast 479 24.14%

Num. Report Precinct 1 - Num. Reporting 1 100.00%

DEM Inverness Treasurer	DEM		
		Total	
Number of Precincts		1	
Precincts Reporting		1	100.0 %
Times Counted		479/1984	24.1 %
Total Votes		7	
Write-in Votes		7	100.00%

DEM Inverness Trustee	DEM		
		Total	
Number of Precincts		1	
Precincts Reporting		1	100.0 %
Times Counted		479/1984	24.1 %
Total Votes		111	
Tim Borowicz	DEM	110	99.10%
Write-in Votes		1	0.90%

DEM Inverness Constable	DEM		
		Total	
Number of Precincts		1	
Precincts Reporting		1	100.0 %
Times Counted		479/1984	24.1 %
Total Votes		116	
Richard Jankoviak	DEM	115	99.14%
Write-in Votes		1	0.86%

DEM Inverness Delegate	DEM		
		Total	
Number of Precincts		1	
Precincts Reporting		1	100.0 %
Times Counted		479/1984	24.1 %
Total Votes		6	
Write-in Votes		6	100.00%

County Tax Lim Prop			
		Total	
Number of Precincts		1	
Precincts Reporting		1	100.0 %
Times Counted		479/1984	24.1 %
Total Votes		404	
YES		197	48.76%
NO		207	51.24%

Cheboy Library Prop			
		Total	
Number of Precincts		1	
Precincts Reporting		1	100.0 %
Times Counted		479/1984	24.1 %
Total Votes		425	
YES		167	39.29%
NO		258	60.71%

Election Summary Report
Cheboygan County, MI
2016 General Primary
Summary For Koehler Township, Precinct 1, All Counters, All Races
OFFICIAL

Registered Voters 959 - Cards Cast 158 16.48%

Num. Report Precinct 1 - Num. Reporting 1 100.00%

REP D1 Congress		REP Total	
Number of Precincts		1	
Precincts Reporting		1	100.0 %
Times Counted		158/959	16.5 %
Total Votes		126	
Jason Allen	REP	27	21.43%
Jack Bergman	REP	59	46.83%
Tom Casperson	REP	40	31.75%
Write-in Votes		0	0.00%

REP D107 Representative		REP Total	
Number of Precincts		1	
Precincts Reporting		1	100.0 %
Times Counted		158/959	16.5 %
Total Votes		126	
Lee Chatfield	REP	105	83.33%
Kathy Twardy	REP	21	16.67%
Write-in Votes		0	0.00%

REP Prosecuting Attorney		REP Total	
Number of Precincts		1	
Precincts Reporting		1	100.0 %
Times Counted		158/959	16.5 %
Total Votes		11	
Write-in Votes		11	100.00%

REP Sheriff		REP Total	
Number of Precincts		1	
Precincts Reporting		1	100.0 %
Times Counted		158/959	16.5 %
Total Votes		119	
Dale V. Clarmont	REP	117	98.32%
Write-in Votes		2	1.68%

REP Clerk Register of Deeds		REP Total	
Number of Precincts		1	
Precincts Reporting		1	100.0 %
Times Counted		158/959	16.5 %
Total Votes		108	
Karen Brewster	REP	105	97.22%
Write-in Votes		3	2.78%

REP County Treasurer		REP Total	
Number of Precincts		1	
Precincts Reporting		1	100.0 %
Times Counted		158/959	16.5 %
Total Votes		101	
Buffy Jo Weldon	REP	98	97.03%
Write-in Votes		3	2.97%

REP FT Road Commission		REP Total	
Number of Precincts		1	
Precincts Reporting		1	100.0 %
Times Counted		158/959	16.5 %
Total Votes		185	
David Brandt	REP	57	30.81%
Bob Chadwick	REP	36	19.46%
Henry Ginop	REP	47	25.41%
Larry Wood	REP	43	23.24%
Write-in Votes		2	1.08%

REP PT Road Commission		REP Total	
Number of Precincts		1	
Precincts Reporting		1	100.0 %
Times Counted		158/959	16.5 %
Total Votes		104	
David D. Brown	REP	102	98.08%
Write-in Votes		2	1.92%

REP Drain Commissioner		REP Total	
Number of Precincts		1	
Precincts Reporting		1	100.0 %
Times Counted		158/959	16.5 %
Total Votes		101	
Cam Cavitt	REP	99	98.02%
Write-in Votes		2	1.98%

REP County Surveyor		REP Total	
Number of Precincts		1	
Precincts Reporting		1	100.0 %
Times Counted		158/959	16.5 %
Total Votes		107	
James H. Granger	REP	106	99.07%
Write-in Votes		1	0.93%

Election Summary Report
Cheboygan County, MI
2016 General Primary
Summary For Koehler Township, Precinct 1, All Counters, All Races
OFFICIAL

Registered Voters 959 - Cards Cast 158 16.48%

Num. Report Precinct 1 - Num. Reporting 1 100.00%

REP D5 Commissioner		REP Total	
Number of Precincts		1	
Precincts Reporting		1	100.0 %
Times Counted		158/959	16.5 %
Total Votes		103	
Tony Matelski	REP	102	99.03%
Write-in Votes		1	0.97%

REP Koehler Supervisor		REP Total	
Number of Precincts		1	
Precincts Reporting		1	100.0 %
Times Counted		158/959	16.5 %
Total Votes		105	
Russell Crawford	REP	102	97.14%
Write-in Votes		3	2.86%

REP Koehler Clerk		REP Total	
Number of Precincts		1	
Precincts Reporting		1	100.0 %
Times Counted		158/959	16.5 %
Total Votes		108	
Cheryl L. Procknow	REP	107	99.07%
Write-in Votes		1	0.93%

REP Koehler Treasurer		REP Total	
Number of Precincts		1	
Precincts Reporting		1	100.0 %
Times Counted		158/959	16.5 %
Total Votes		107	
Helen L. Zimmer	REP	104	97.20%
Write-in Votes		3	2.80%

REP Koehler Trustee		REP Total	
Number of Precincts		1	
Precincts Reporting		1	100.0 %
Times Counted		158/959	16.5 %
Total Votes		162	
Frank Cribb	REP	70	43.21%
Richard Knight	REP	91	56.17%
Write-in Votes		1	0.62%

REP Koehler Delegate		REP Total	
Number of Precincts		1	
Precincts Reporting		1	100.0 %
Times Counted		158/959	16.5 %
Total Votes		109	
Sandra Pruder	REP	26	23.85%
Helen L. Zimmer	REP	81	74.31%
Write-in Votes		2	1.83%

DEM D1 Congress		DEM Total	
Number of Precincts		1	
Precincts Reporting		1	100.0 %
Times Counted		158/959	16.5 %
Total Votes		21	
Jerry Cannon	DEM	7	33.33%
Lon Johnson	DEM	14	66.67%
Write-in Votes		0	0.00%

DEM D107 Representative		DEM Total	
Number of Precincts		1	
Precincts Reporting		1	100.0 %
Times Counted		158/959	16.5 %
Total Votes		21	
Phil Bellfy	DEM	21	100.00%
Write-in Votes		0	0.00%

DEM Prosecuting Attorney		DEM Total	
Number of Precincts		1	
Precincts Reporting		1	100.0 %
Times Counted		158/959	16.5 %
Total Votes		19	
Daryl Vizima	DEM	19	100.00%
Write-in Votes		0	0.00%

DEM County Sheriff		DEM Total	
Number of Precincts		1	
Precincts Reporting		1	100.0 %
Times Counted		158/959	16.5 %
Total Votes		0	
Write-in Votes		0	N/A

Election Summary Report
Cheboygan County, MI
2016 General Primary
Summary For Koehler Township, Precinct 1, All Counters, All Races
OFFICIAL

Registered Voters 959 - Cards Cast 158 16.48%

Num. Report Precinct 1 - Num. Reporting 1 100.00%

DEM Clerk-Register of Deeds		DEM Total	
Number of Precincts		1	
Precincts Reporting		1	100.0 %
Times Counted		158/959	16.5 %
Total Votes		20	
Amber L. Libby	DEM	20	100.00%
Write-in Votes		0	0.00%

DEM County Treasurer		DEM Total	
Number of Precincts		1	
Precincts Reporting		1	100.0 %
Times Counted		158/959	16.5 %
Total Votes		0	
Write-in Votes		0	N/A

DEM FT Road Commission		DEM Total	
Number of Precincts		1	
Precincts Reporting		1	100.0 %
Times Counted		158/959	16.5 %
Total Votes		17	
Michael J. Donovan	DEM	17	100.00%
Write-in Votes		0	0.00%

DEM PT Road Commission		DEM Total	
Number of Precincts		1	
Precincts Reporting		1	100.0 %
Times Counted		158/959	16.5 %
Total Votes		19	
Joe LaHaie	DEM	19	100.00%
Write-in Votes		0	0.00%

DEM Drain Commissioner		DEM Total	
Number of Precincts		1	
Precincts Reporting		1	100.0 %
Times Counted		158/959	16.5 %
Total Votes		18	
Roger Gauthier	DEM	18	100.00%
Write-in Votes		0	0.00%

DEM Surveyor		DEM Total	
Number of Precincts		1	
Precincts Reporting		1	100.0 %
Times Counted		158/959	16.5 %
Total Votes		0	
Write-in Votes		0	N/A

DEM D5 Commissioner	DEM Total	
Number of Precincts	1	
Precincts Reporting	1	100.0 %
Times Counted	158/959	16.5 %
Total Votes	0	
Write-in Votes	0	N/A

DEM Koehler Supervisor	DEM Total	
Number of Precincts	1	
Precincts Reporting	1	100.0 %
Times Counted	158/959	16.5 %
Total Votes	0	
Write-in Votes	0	N/A

DEM Koehler Clerk	DEM Total	
Number of Precincts	1	
Precincts Reporting	1	100.0 %
Times Counted	158/959	16.5 %
Total Votes	0	
Write-in Votes	0	N/A

DEM Koehler Treasurer	DEM Total	
Number of Precincts	1	
Precincts Reporting	1	100.0 %
Times Counted	158/959	16.5 %
Total Votes	0	
Write-in Votes	0	N/A

DEM Koehler Trustee	DEM Total	
Number of Precincts	1	
Precincts Reporting	1	100.0 %
Times Counted	158/959	16.5 %
Total Votes	0	
Write-in Votes	0	N/A

DEM Koehler Delegate	DEM Total	
Number of Precincts	1	
Precincts Reporting	1	100.0 %
Times Counted	158/959	16.5 %
Total Votes	0	
Write-in Votes	0	N/A

Election Summary Report
Cheboygan County, MI
2016 General Primary
Summary For Koehler Township, Precinct 1, All Counters, All Races
OFFICIAL

Registered Voters 959 - Cards Cast 158 16.48%

Num. Report Precinct 1 - Num. Reporting 1 100.00%

County Tax Lim Prop

	Total	
Number of Precincts	1	
Precincts Reporting	1	100.0 %
Times Counted	158/959	16.5 %
Total Votes	131	
YES	57	43.51%
NO	74	56.49%

Koehler Tw Fire Prop

	Total	
Number of Precincts	1	
Precincts Reporting	1	100.0 %
Times Counted	158/959	16.5 %
Total Votes	141	
YES	93	65.96%
NO	48	34.04%

Inland Lks Sch Prop

	Total	
Number of Precincts	1	
Precincts Reporting	1	100.0 %
Times Counted	158/959	16.5 %
Total Votes	142	
YES	75	52.82%
NO	67	47.18%

Election Summary Report
Cheboygan County, MI
2016 General Primary
Summary For Mackinaw Township, Precinct 1, All Counters, All Races
OFFICIAL

Registered Voters 466 - Cards Cast 163 34.98%

Num. Report Precinct 1 - Num. Reporting 1 100.00%

REP D1 Congress		REP Total	
Number of Precincts		1	
Precincts Reporting		1	100.0 %
Times Counted		163/466	35.0 %
Total Votes		116	
Jason Allen	REP	43	37.07%
Jack Bergman	REP	46	39.66%
Tom Casperson	REP	27	23.28%
Write-in Votes		0	0.00%

REP D107 Representative		REP Total	
Number of Precincts		1	
Precincts Reporting		1	100.0 %
Times Counted		163/466	35.0 %
Total Votes		119	
Lee Chatfield	REP	101	84.87%
Kathy Twardy	REP	18	15.13%
Write-in Votes		0	0.00%

REP Prosecuting Attorney		REP Total	
Number of Precincts		1	
Precincts Reporting		1	100.0 %
Times Counted		163/466	35.0 %
Total Votes		5	
Write-in Votes		5	100.00%

REP Sheriff		REP Total	
Number of Precincts		1	
Precincts Reporting		1	100.0 %
Times Counted		163/466	35.0 %
Total Votes		106	
Dale V. Clarmont	REP	106	100.00%
Write-in Votes		0	0.00%

REP Clerk Register of Deeds		REP Total	
Number of Precincts		1	
Precincts Reporting		1	100.0 %
Times Counted		163/466	35.0 %
Total Votes		91	
Karen Brewster	REP	91	100.00%
Write-in Votes		0	0.00%

REP County Treasurer		REP Total	
Number of Precincts		1	
Precincts Reporting		1	100.0 %
Times Counted		163/466	35.0 %
Total Votes		82	
Buffy Jo Weldon	REP	82	100.00%
Write-in Votes		0	0.00%

REP FT Road Commission		REP Total	
Number of Precincts		1	
Precincts Reporting		1	100.0 %
Times Counted		163/466	35.0 %
Total Votes		169	
David Brandt	REP	58	34.32%
Bob Chadwick	REP	42	24.85%
Henry Ginop	REP	47	27.81%
Larry Wood	REP	22	13.02%
Write-in Votes		0	0.00%

REP PT Road Commission		REP Total	
Number of Precincts		1	
Precincts Reporting		1	100.0 %
Times Counted		163/466	35.0 %
Total Votes		82	
David D. Brown	REP	82	100.00%
Write-in Votes		0	0.00%

REP Drain Commissioner		REP Total	
Number of Precincts		1	
Precincts Reporting		1	100.0 %
Times Counted		163/466	35.0 %
Total Votes		86	
Cam Cavitt	REP	86	100.00%
Write-in Votes		0	0.00%

REP County Surveyor		REP Total	
Number of Precincts		1	
Precincts Reporting		1	100.0 %
Times Counted		163/466	35.0 %
Total Votes		86	
James H. Granger	REP	86	100.00%
Write-in Votes		0	0.00%

Election Summary Report
Cheboygan County, MI
2016 General Primary
Summary For Mackinaw Township, Precinct 1, All Counters, All Races
OFFICIAL

Registered Voters 466 - Cards Cast 163 34.98%

Num. Report Precinct 1 - Num. Reporting 1 100.00%

REP D1 Commissioner		REP Total	
Number of Precincts		1	
Precincts Reporting		1	100.0 %
Times Counted		163/466	35.0 %
Total Votes		82	
Chris Brown	REP	82	100.00%
Write-in Votes		0	0.00%

REP Mackinaw Delegate		REP Total	
Number of Precincts		1	
Precincts Reporting		1	100.0 %
Times Counted		163/466	35.0 %
Total Votes		82	
Rob Most	REP	82	100.00%
Write-in Votes		0	0.00%

REP Mackinaw Supervisor		REP Total	
Number of Precincts		1	
Precincts Reporting		1	100.0 %
Times Counted		163/466	35.0 %
Total Votes		100	
Glenn E. Crisp	REP	76	76.00%
Michael Williams	REP	24	24.00%
Write-in Votes		0	0.00%

DEM D1 Congress		DEM Total	
Number of Precincts		1	
Precincts Reporting		1	100.0 %
Times Counted		163/466	35.0 %
Total Votes		27	
Jerry Cannon	DEM	13	48.15%
Lon Johnson	DEM	14	51.85%
Write-in Votes		0	0.00%

REP Mackinaw Clerk		REP Total	
Number of Precincts		1	
Precincts Reporting		1	100.0 %
Times Counted		163/466	35.0 %
Total Votes		81	
Maria Munns	REP	81	100.00%
Write-in Votes		0	0.00%

DEM D107 Representative		DEM Total	
Number of Precincts		1	
Precincts Reporting		1	100.0 %
Times Counted		163/466	35.0 %
Total Votes		23	
Phil Bellfy	DEM	22	95.65%
Write-in Votes		1	4.35%

REP Mackinaw Treasurer		REP Total	
Number of Precincts		1	
Precincts Reporting		1	100.0 %
Times Counted		163/466	35.0 %
Total Votes		107	
Donna Falor	REP	69	64.49%
Janice L. Williams	REP	38	35.51%
Write-in Votes		0	0.00%

DEM Prosecuting Attorney		DEM Total	
Number of Precincts		1	
Precincts Reporting		1	100.0 %
Times Counted		163/466	35.0 %
Total Votes		22	
Daryl Vizina	DEM	22	100.00%
Write-in Votes		0	0.00%

REP Mackinaw Trustee		REP Total	
Number of Precincts		1	
Precincts Reporting		1	100.0 %
Times Counted		163/466	35.0 %
Total Votes		165	
Charles Chuck Brew	REP	78	47.27%
Deborah L. Closs	REP	87	52.73%
Write-in Votes		0	0.00%

DEM County Sheriff		DEM Total	
Number of Precincts		1	
Precincts Reporting		1	100.0 %
Times Counted		163/466	35.0 %
Total Votes		4	
Write-in Votes		4	100.00%

Election Summary Report
Cheboygan County, MI
2016 General Primary
Summary For Mackinaw Township, Precinct 1, All Counters, All Races
OFFICIAL

Registered Voters 466 - Cards Cast 163 34.98%

Num. Report Precinct 1 - Num. Reporting 1 100.00%

DEM Clerk-Register of Deeds		DEM Total	
Number of Precincts		1	
Precincts Reporting		1	100.0 %
Times Counted		163/466	35.0 %
Total Votes		22	
Amber L. Libby	DEM	22	100.00%
Write-in Votes		0	0.00%

DEM D1 Commissioner		DEM Total	
Number of Precincts		1	
Precincts Reporting		1	100.0 %
Times Counted		163/466	35.0 %
Total Votes		20	
Vincent Lumetta	DEM	19	95.00%
Write-in Votes		1	5.00%

DEM County Treasurer	DEM Total	
Number of Precincts	1	
Precincts Reporting	1	100.0 %
Times Counted	163/466	35.0 %
Total Votes	3	
Write-in Votes	3	100.00%

DEM Mackinaw Supervisor	DEM Total	
Number of Precincts	1	
Precincts Reporting	1	100.0 %
Times Counted	163/466	35.0 %
Total Votes	3	
Write-in Votes	3	100.00%

DEM FT Road Commission		DEM Total	
Number of Precincts		1	
Precincts Reporting		1	100.0 %
Times Counted		163/466	35.0 %
Total Votes		23	
Michael J. Donovan	DEM	23	100.00%
Write-in Votes		0	0.00%

DEM Mackinaw Clerk	DEM Total	
Number of Precincts	1	
Precincts Reporting	1	100.0 %
Times Counted	163/466	35.0 %
Total Votes	3	
Write-in Votes	3	100.00%

DEM PT Road Commission		DEM Total	
Number of Precincts		1	
Precincts Reporting		1	100.0 %
Times Counted		163/466	35.0 %
Total Votes		23	
Joe LaHaie	DEM	23	100.00%
Write-in Votes		0	0.00%

DEM Mackinaw Treasurer	DEM Total	
Number of Precincts	1	
Precincts Reporting	1	100.0 %
Times Counted	163/466	35.0 %
Total Votes	1	
Write-in Votes	1	100.00%

DEM Drain Commissioner		DEM Total	
Number of Precincts		1	
Precincts Reporting		1	100.0 %
Times Counted		163/466	35.0 %
Total Votes		22	
Roger Gauthier	DEM	22	100.00%
Write-in Votes		0	0.00%

DEM Mackinaw Trustee	DEM Total	
Number of Precincts	1	
Precincts Reporting	1	100.0 %
Times Counted	163/466	35.0 %
Total Votes	4	
Write-in Votes	4	100.00%

DEM Surveyor	DEM Total	
Number of Precincts	1	
Precincts Reporting	1	100.0 %
Times Counted	163/466	35.0 %
Total Votes	2	
Write-in Votes	2	100.00%

DEM Mackinaw Delegate	DEM Total	
Number of Precincts	1	
Precincts Reporting	1	100.0 %
Times Counted	163/466	35.0 %
Total Votes	3	
Write-in Votes	3	100.00%

Election Summary Report
Cheboygan County, MI
2016 General Primary
Summary For Mackinaw Township, Precinct 1, All Counters, All Races
OFFICIAL

Registered Voters 466 - Cards Cast 163 34.98%

Num. Report Precinct 1 - Num. Reporting 1 100.00%

County Tax Lim Prop

	Total	
Number of Precincts	1	
Precincts Reporting	1	100.0 %
Times Counted	163/466	35.0 %
Total Votes	118	
YES	68	57.63%
NO	50	42.37%

Mackinaw T Fire Prop

	Total	
Number of Precincts	1	
Precincts Reporting	1	100.0 %
Times Counted	163/466	35.0 %
Total Votes	125	
YES	79	63.20%
NO	46	36.80%

Election Summary Report
Cheboygan County, MI
2016 General Primary
Summary For Mentor Township, Precinct 1, All Counters, All Races
OFFICIAL

Registered Voters 681 - Cards Cast 159 23.35%

Num. Report Precinct 1 - Num. Reporting 1 100.00%

REP D1 Congress		REP Total	
Number of Precincts		1	
Precincts Reporting		1	100.0 %
Times Counted		159/681	23.3 %
Total Votes		110	
Jason Allen	REP	22	20.00%
Jack Bergman	REP	62	56.36%
Tom Casperson	REP	26	23.64%
Write-in Votes		0	0.00%

REP D106 Representative		REP Total	
Number of Precincts		1	
Precincts Reporting		1	100.0 %
Times Counted		159/681	23.3 %
Total Votes		110	
Sue Allor	REP	93	84.55%
David Ladd Chandler	REP	7	6.36%
Jackie Krawczak	REP	5	4.55%
Jesse Osmer	REP	4	3.64%
Write-in Votes		1	0.91%

REP Prosecuting Attorney		REP Total	
Number of Precincts		1	
Precincts Reporting		1	100.0 %
Times Counted		159/681	23.3 %
Total Votes		6	
Write-in Votes		6	100.00%

REP Sheriff		REP Total	
Number of Precincts		1	
Precincts Reporting		1	100.0 %
Times Counted		159/681	23.3 %
Total Votes		106	
Dale V. Clarmont	REP	106	100.00%
Write-in Votes		0	0.00%

REP Clerk Register of Deeds		REP Total	
Number of Precincts		1	
Precincts Reporting		1	100.0 %
Times Counted		159/681	23.3 %
Total Votes		94	
Karen Brewster	REP	94	100.00%
Write-in Votes		0	0.00%

REP County Treasurer		REP Total	
Number of Precincts		1	
Precincts Reporting		1	100.0 %
Times Counted		159/681	23.3 %
Total Votes		88	
Buffy Jo Weldon	REP	88	100.00%
Write-in Votes		0	0.00%

REP FT Road Commission		REP Total	
Number of Precincts		1	
Precincts Reporting		1	100.0 %
Times Counted		159/681	23.3 %
Total Votes		157	
David Brandt	REP	26	16.56%
Bob Chadwick	REP	46	29.30%
Henry Ginop	REP	60	38.22%
Larry Wood	REP	25	15.92%
Write-in Votes		0	0.00%

REP PT Road Commission		REP Total	
Number of Precincts		1	
Precincts Reporting		1	100.0 %
Times Counted		159/681	23.3 %
Total Votes		89	
David D. Brown	REP	89	100.00%
Write-in Votes		0	0.00%

REP Drain Commissioner		REP Total	
Number of Precincts		1	
Precincts Reporting		1	100.0 %
Times Counted		159/681	23.3 %
Total Votes		89	
Cam Cavitt	REP	89	100.00%
Write-in Votes		0	0.00%

REP County Surveyor		REP Total	
Number of Precincts		1	
Precincts Reporting		1	100.0 %
Times Counted		159/681	23.3 %
Total Votes		89	
James H. Granger	REP	88	98.88%
Write-in Votes		1	1.12%

Election Summary Report
Cheboygan County, MI
2016 General Primary
Summary For Mentor Township, Precinct 1, All Counters, All Races
OFFICIAL

Registered Voters 681 - Cards Cast 159 23.35%

Num. Report Precinct 1 - Num. Reporting 1 100.00%

REP D6 Commissioner		REP Total	
Number of Precincts		1	
Precincts Reporting		1	100.0 %
Times Counted		159/681	23.3 %
Total Votes		94	
John B. Wallace	REP	94	100.00%
Write-in Votes		0	0.00%

REP Mentor Supervisor		REP Total	
Number of Precincts		1	
Precincts Reporting		1	100.0 %
Times Counted		159/681	23.3 %
Total Votes		91	
Pete Canistra	REP	91	100.00%
Write-in Votes		0	0.00%

REP Mentor Clerk		REP Total	
Number of Precincts		1	
Precincts Reporting		1	100.0 %
Times Counted		159/681	23.3 %
Total Votes		95	
Denise I. Leese	REP	94	98.95%
Write-in Votes		1	1.05%

REP Mentor Treasurer		REP Total	
Number of Precincts		1	
Precincts Reporting		1	100.0 %
Times Counted		159/681	23.3 %
Total Votes		100	
Kathy L. Mattson	REP	99	99.00%
Write-in Votes		1	1.00%

REP Mentor Trustee		REP Total	
Number of Precincts		1	
Precincts Reporting		1	100.0 %
Times Counted		159/681	23.3 %
Total Votes		150	
Wendy Courneya	REP	76	50.67%
Timothy M. Torrice	REP	74	49.33%
Write-in Votes		0	0.00%

REP Mentor Delegate		REP Total	
Number of Precincts		1	
Precincts Reporting		1	100.0 %
Times Counted		159/681	23.3 %
Total Votes		9	
Write-in Votes		9	100.00%

DEM D1 Congress		DEM Total	
Number of Precincts		1	
Precincts Reporting		1	100.0 %
Times Counted		159/681	23.3 %
Total Votes		37	
Jerry Cannon	DEM	8	21.62%
Lon Johnson	DEM	29	78.38%
Write-in Votes		0	0.00%

DEM D106 Representative		DEM Total	
Number of Precincts		1	
Precincts Reporting		1	100.0 %
Times Counted		159/681	23.3 %
Total Votes		36	
Robert Kennedy	DEM	21	58.33%
Erin Kieliszewski	DEM	15	41.67%
Write-in Votes		0	0.00%

DEM Prosecuting Attorney		DEM Total	
Number of Precincts		1	
Precincts Reporting		1	100.0 %
Times Counted		159/681	23.3 %
Total Votes		38	
Daryl Vizina	DEM	38	100.00%
Write-in Votes		0	0.00%

DEM County Sheriff		DEM Total	
Number of Precincts		1	
Precincts Reporting		1	100.0 %
Times Counted		159/681	23.3 %
Total Votes		1	
Write-in Votes		1	100.00%

Election Summary Report
Cheboygan County, MI
2016 General Primary
Summary For Mentor Township, Precinct 1, All Counters, All Races
OFFICIAL

Registered Voters 681 - Cards Cast 159 23.35%

Num. Report Precinct 1 - Num. Reporting 1 100.00%

DEM Clerk-Register of Deeds		DEM Total	
Number of Precincts		1	
Precincts Reporting		1	100.0 %
Times Counted		159/681	23.3 %
Total Votes		31	
Amber L. Libby	DEM	31	100.00%
Write-in Votes		0	0.00%

DEM D6 Commissioner		DEM Total	
Number of Precincts		1	
Precincts Reporting		1	100.0 %
Times Counted		159/681	23.3 %
Total Votes		31	
Cynthia A. Kress	DEM	31	100.00%
Write-in Votes		0	0.00%

DEM County Treasurer	DEM Total	
Number of Precincts	1	
Precincts Reporting	1	100.0 %
Times Counted	159/681	23.3 %
Total Votes	2	
Write-in Votes	2	100.00%

DEM Mentor Supervisor	DEM Total	
Number of Precincts	1	
Precincts Reporting	1	100.0 %
Times Counted	159/681	23.3 %
Total Votes	3	
Write-in Votes	3	100.00%

DEM FT Road Commission		DEM Total	
Number of Precincts		1	
Precincts Reporting		1	100.0 %
Times Counted		159/681	23.3 %
Total Votes		33	
Michael J. Donovan	DEM	32	96.97%
Write-in Votes		1	3.03%

DEM Mentor Clerk	DEM Total	
Number of Precincts	1	
Precincts Reporting	1	100.0 %
Times Counted	159/681	23.3 %
Total Votes	2	
Write-in Votes	2	100.00%

DEM PT Road Commission		DEM Total	
Number of Precincts		1	
Precincts Reporting		1	100.0 %
Times Counted		159/681	23.3 %
Total Votes		30	
Joe LaHaie	DEM	30	100.00%
Write-in Votes		0	0.00%

DEM Mentor Treasurer	DEM Total	
Number of Precincts	1	
Precincts Reporting	1	100.0 %
Times Counted	159/681	23.3 %
Total Votes	2	
Write-in Votes	2	100.00%

DEM Drain Commissioner		DEM Total	
Number of Precincts		1	
Precincts Reporting		1	100.0 %
Times Counted		159/681	23.3 %
Total Votes		32	
Roger Gauthier	DEM	32	100.00%
Write-in Votes		0	0.00%

DEM Mentor Trustee	DEM Total	
Number of Precincts	1	
Precincts Reporting	1	100.0 %
Times Counted	159/681	23.3 %
Total Votes	3	
Write-in Votes	3	100.00%

DEM Surveyor	DEM Total	
Number of Precincts	1	
Precincts Reporting	1	100.0 %
Times Counted	159/681	23.3 %
Total Votes	1	
Write-in Votes	1	100.00%

DEM Mentor Delegate	DEM Total	
Number of Precincts	1	
Precincts Reporting	1	100.0 %
Times Counted	159/681	23.3 %
Total Votes	2	
Write-in Votes	2	100.00%

Election Summary Report
Cheboygan County, MI
2016 General Primary
Summary For Mentor Township, Precinct 1, All Counters, All Races
OFFICIAL

Registered Voters 681 - Cards Cast 159 23.35%

Num. Report Precinct 1 - Num. Reporting 1 100.00%

County Tax Lim Prop	Total	
Number of Precincts	1	
Precincts Reporting	1	100.0 %
Times Counted	159/681	23.3 %
Total Votes	126	
YES	59	46.83%
NO	67	53.17%

Inland Lks Sch Prop	Total	
Number of Precincts	1	
Precincts Reporting	1	100.0 %
Times Counted	90/408	22.1 %
Total Votes	78	
YES	55	70.51%
NO	23	29.49%

Election Summary Report
Cheboygan County, MI
2016 General Primary
Summary For Mullett Township, Precinct 1, All Counters, All Races
OFFICIAL

Registered Voters 1117 - Cards Cast 348 31.15%

Num. Report Precinct 1 - Num. Reporting 1 100.00%

REP D1 Congress		REP Total	
Number of Precincts		1	
Precincts Reporting		1	100.0 %
Times Counted		348/1117	31.2 %
Total Votes		241	
Jason Allen	REP	100	41.49%
Jack Bergman	REP	82	34.02%
Tom Casperson	REP	59	24.48%
Write-in Votes		0	0.00%

REP D106 Representative		REP Total	
Number of Precincts		1	
Precincts Reporting		1	100.0 %
Times Counted		348/1117	31.2 %
Total Votes		238	
Sue Allor	REP	188	78.99%
David Ladd Chandler	REP	17	7.14%
Jackie Krawczak	REP	16	6.72%
Jesse Osmer	REP	17	7.14%
Write-in Votes		0	0.00%

REP Prosecuting Attorney		REP Total	
Number of Precincts		1	
Precincts Reporting		1	100.0 %
Times Counted		348/1117	31.2 %
Total Votes		20	
Write-in Votes		20	100.00%

REP Sheriff		REP Total	
Number of Precincts		1	
Precincts Reporting		1	100.0 %
Times Counted		348/1117	31.2 %
Total Votes		236	
Dale V. Clarmont	REP	235	99.58%
Write-in Votes		1	0.42%

REP Clerk Register of Deeds		REP Total	
Number of Precincts		1	
Precincts Reporting		1	100.0 %
Times Counted		348/1117	31.2 %
Total Votes		208	
Karen Brewster	REP	208	100.00%
Write-in Votes		0	0.00%

REP County Treasurer		REP Total	
Number of Precincts		1	
Precincts Reporting		1	100.0 %
Times Counted		348/1117	31.2 %
Total Votes		197	
Buffy Jo Weldon	REP	196	99.49%
Write-in Votes		1	0.51%

REP FT Road Commission		REP Total	
Number of Precincts		1	
Precincts Reporting		1	100.0 %
Times Counted		348/1117	31.2 %
Total Votes		406	
David Brandt	REP	120	29.56%
Bob Chadwick	REP	61	15.02%
Henry Ginop	REP	131	32.27%
Larry Wood	REP	92	22.66%
Write-in Votes		2	0.49%

REP PT Road Commission		REP Total	
Number of Precincts		1	
Precincts Reporting		1	100.0 %
Times Counted		348/1117	31.2 %
Total Votes		202	
David D. Brown	REP	200	99.01%
Write-in Votes		2	0.99%

REP Drain Commissioner		REP Total	
Number of Precincts		1	
Precincts Reporting		1	100.0 %
Times Counted		348/1117	31.2 %
Total Votes		205	
Cam Cavitt	REP	205	100.00%
Write-in Votes		0	0.00%

REP County Surveyor		REP Total	
Number of Precincts		1	
Precincts Reporting		1	100.0 %
Times Counted		348/1117	31.2 %
Total Votes		206	
James H. Granger	REP	204	99.03%
Write-in Votes		2	0.97%

Election Summary Report
Cheboygan County, MI
2016 General Primary
Summary For Mullett Township, Precinct 1, All Counters, All Races
OFFICIAL

Registered Voters 1117 - Cards Cast 348 31.15%

Num. Report Precinct 1 - Num. Reporting 1 100.00%

REP D4 Commissioner		REP Total	
Number of Precincts		1	
Precincts Reporting		1	100.0 %
Times Counted		348/1117	31.2 %
Total Votes		201	
Cal Gouine	REP	201	100.00%
Write-in Votes		0	0.00%

REP Mullett Constable		REP Total	
Number of Precincts		1	
Precincts Reporting		1	100.0 %
Times Counted		348/1117	31.2 %
Total Votes		215	
Edward E. St. Pierre	REP	215	100.00%
Write-in Votes		0	0.00%

REP Mullett Supervisor		REP Total	
Number of Precincts		1	
Precincts Reporting		1	100.0 %
Times Counted		348/1117	31.2 %
Total Votes		198	
Hobart A. Kirsch	REP	192	96.97%
Write-in Votes		6	3.03%

REP Mullett Delegate		REP Total	
Number of Precincts		1	
Precincts Reporting		1	100.0 %
Times Counted		348/1117	31.2 %
Total Votes		192	
Charles R. McCain	REP	190	98.96%
Write-in Votes		2	1.04%

REP Mullett Clerk		REP Total	
Number of Precincts		1	
Precincts Reporting		1	100.0 %
Times Counted		348/1117	31.2 %
Total Votes		211	
Rachel Osborn	REP	211	100.00%
Write-in Votes		0	0.00%

DEM D1 Congress		DEM Total	
Number of Precincts		1	
Precincts Reporting		1	100.0 %
Times Counted		348/1117	31.2 %
Total Votes		69	
Jerry Cannon	DEM	26	37.68%
Lon Johnson	DEM	43	62.32%
Write-in Votes		0	0.00%

REP Mullett Treasurer		REP Total	
Number of Precincts		1	
Precincts Reporting		1	100.0 %
Times Counted		348/1117	31.2 %
Total Votes		213	
Kathleen A. Flory	REP	212	99.53%
Write-in Votes		1	0.47%

DEM D106 Representative		DEM Total	
Number of Precincts		1	
Precincts Reporting		1	100.0 %
Times Counted		348/1117	31.2 %
Total Votes		68	
Robert Kennedy	DEM	31	45.59%
Erin Kieliszewski	DEM	37	54.41%
Write-in Votes		0	0.00%

REP Mullett Trustee		REP Total	
Number of Precincts		1	
Precincts Reporting		1	100.0 %
Times Counted		348/1117	31.2 %
Total Votes		426	
John F. Brown	REP	142	33.33%
Dennis J. Dombroski	REP	159	37.32%
Mary O'Hare	REP	124	29.11%
Write-in Votes		1	0.23%

DEM Prosecuting Attorney		DEM Total	
Number of Precincts		1	
Precincts Reporting		1	100.0 %
Times Counted		348/1117	31.2 %
Total Votes		65	
Daryl Vizina	DEM	65	100.00%
Write-in Votes		0	0.00%

Election Summary Report
Cheboygan County, MI
2016 General Primary
Summary For Mullett Township, Precinct 1, All Counters, All Races
OFFICIAL

Registered Voters 1117 - Cards Cast 348 31.15%

Num. Report Precinct 1 - Num. Reporting 1 100.00%

DEM County Sheriff	DEM	Total	
Number of Precincts		1	
Precincts Reporting		1	100.0 %
Times Counted		348/1117	31.2 %
Total Votes		6	
Write-in Votes		6	100.00%

DEM Surveyor	DEM	Total	
Number of Precincts		1	
Precincts Reporting		1	100.0 %
Times Counted		348/1117	31.2 %
Total Votes		4	
Write-in Votes		4	100.00%

DEM Clerk-Register of Deeds	DEM	Total	
Number of Precincts		1	
Precincts Reporting		1	100.0 %
Times Counted		348/1117	31.2 %
Total Votes		59	
Amber L. Libby	DEM	59	100.00%
Write-in Votes		0	0.00%

DEM D4 Commissioner	DEM	Total	
Number of Precincts		1	
Precincts Reporting		1	100.0 %
Times Counted		348/1117	31.2 %
Total Votes		3	
Write-in Votes		3	100.00%

DEM County Treasurer	DEM	Total	
Number of Precincts		1	
Precincts Reporting		1	100.0 %
Times Counted		348/1117	31.2 %
Total Votes		4	
Write-in Votes		4	100.00%

DEM Mullett Supervisor	DEM	Total	
Number of Precincts		1	
Precincts Reporting		1	100.0 %
Times Counted		348/1117	31.2 %
Total Votes		5	
Write-in Votes		5	100.00%

DEM FT Road Commission	DEM	Total	
Number of Precincts		1	
Precincts Reporting		1	100.0 %
Times Counted		348/1117	31.2 %
Total Votes		61	
Michael J. Donovan	DEM	61	100.00%
Write-in Votes		0	0.00%

DEM Mullett Clerk	DEM	Total	
Number of Precincts		1	
Precincts Reporting		1	100.0 %
Times Counted		348/1117	31.2 %
Total Votes		3	
Write-in Votes		3	100.00%

DEM PT Road Commission	DEM	Total	
Number of Precincts		1	
Precincts Reporting		1	100.0 %
Times Counted		348/1117	31.2 %
Total Votes		61	
Joe LaHaie	DEM	61	100.00%
Write-in Votes		0	0.00%

DEM Mullett Treasurer	DEM	Total	
Number of Precincts		1	
Precincts Reporting		1	100.0 %
Times Counted		348/1117	31.2 %
Total Votes		46	
Joyce V. Stroman	DEM	45	97.83%
Write-in Votes		1	2.17%

DEM Drain Commissioner	DEM	Total	
Number of Precincts		1	
Precincts Reporting		1	100.0 %
Times Counted		348/1117	31.2 %
Total Votes		59	
Roger Gauthier	DEM	58	98.31%
Write-in Votes		1	1.69%

DEM Mullett Trustee	DEM	Total	
Number of Precincts		1	
Precincts Reporting		1	100.0 %
Times Counted		348/1117	31.2 %
Total Votes		5	
Write-in Votes		5	100.00%

Election Summary Report
Cheboygan County, MI
2016 General Primary
Summary For Mullett Township, Precinct 1, All Counters, All Races
OFFICIAL

Registered Voters 1117 - Cards Cast 348 31.15%

Num. Report Precinct 1 - Num. Reporting 1 100.00%

DEM Mullett Constable	DEM Total	
Number of Precincts	1	
Precincts Reporting	1	100.0 %
Times Counted	348/1117	31.2 %
Total Votes	4	
Write-in Votes	4	100.00%

DEM Mullett Delegate	DEM Total	
Number of Precincts	1	
Precincts Reporting	1	100.0 %
Times Counted	348/1117	31.2 %
Total Votes	3	
Write-in Votes	3	100.00%

County Tax Lim Prop	Total	
Number of Precincts	1	
Precincts Reporting	1	100.0 %
Times Counted	348/1117	31.2 %
Total Votes	299	
YES	184	61.54%
NO	115	38.46%

Mullett Twp Ops Prop	Total	
Number of Precincts	1	
Precincts Reporting	1	100.0 %
Times Counted	348/1117	31.2 %
Total Votes	313	
YES	203	64.86%
NO	110	35.14%

Mullet Tw Fire Prop	Total	
Number of Precincts	1	
Precincts Reporting	1	100.0 %
Times Counted	348/1117	31.2 %
Total Votes	318	
YES	256	80.50%
NO	62	19.50%

Inland Lks Sch Prop	Total	
Number of Precincts	1	
Precincts Reporting	1	100.0 %
Times Counted	236/778	30.3 %
Total Votes	218	
YES	164	75.23%
NO	54	24.77%

Election Summary Report
Cheboygan County, MI
2016 General Primary
Summary For Munro Township, Precinct 1, All Counters, All Races
OFFICIAL

Registered Voters 519 - Cards Cast 184 35.45%

Num. Report Precinct 1 - Num. Reporting 1 100.00%

REP D1 Congress		REP Total	
Number of Precincts		1	
Precincts Reporting		1	100.0 %
Times Counted		184/519	35.5 %
Total Votes		122	
Jason Allen	REP	34	27.87%
Jack Bergman	REP	63	51.64%
Tom Casperson	REP	25	20.49%
Write-in Votes		0	0.00%

REP D107 Representative		REP Total	
Number of Precincts		1	
Precincts Reporting		1	100.0 %
Times Counted		184/519	35.5 %
Total Votes		128	
Lee Chatfield	REP	105	82.03%
Kathy Twardy	REP	23	17.97%
Write-in Votes		0	0.00%

REP Prosecuting Attorney		REP Total	
Number of Precincts		1	
Precincts Reporting		1	100.0 %
Times Counted		184/519	35.5 %
Total Votes		6	
Write-in Votes		6	100.00%

REP Sheriff		REP Total	
Number of Precincts		1	
Precincts Reporting		1	100.0 %
Times Counted		184/519	35.5 %
Total Votes		108	
Dale V. Clarmont	REP	108	100.00%
Write-in Votes		0	0.00%

REP Clerk Register of Deeds		REP Total	
Number of Precincts		1	
Precincts Reporting		1	100.0 %
Times Counted		184/519	35.5 %
Total Votes		101	
Karen Brewster	REP	101	100.00%
Write-in Votes		0	0.00%

REP County Treasurer		REP Total	
Number of Precincts		1	
Precincts Reporting		1	100.0 %
Times Counted		184/519	35.5 %
Total Votes		95	
Buffy Jo Weldon	REP	95	100.00%
Write-in Votes		0	0.00%

REP FT Road Commission		REP Total	
Number of Precincts		1	
Precincts Reporting		1	100.0 %
Times Counted		184/519	35.5 %
Total Votes		210	
David Brandt	REP	62	29.52%
Bob Chadwick	REP	32	15.24%
Henry Ginop	REP	92	43.81%
Larry Wood	REP	24	11.43%
Write-in Votes		0	0.00%

REP PT Road Commission		REP Total	
Number of Precincts		1	
Precincts Reporting		1	100.0 %
Times Counted		184/519	35.5 %
Total Votes		101	
David D. Brown	REP	100	99.01%
Write-in Votes		1	0.99%

REP Drain Commissioner		REP Total	
Number of Precincts		1	
Precincts Reporting		1	100.0 %
Times Counted		184/519	35.5 %
Total Votes		99	
Cam Cavitt	REP	99	100.00%
Write-in Votes		0	0.00%

REP County Surveyor		REP Total	
Number of Precincts		1	
Precincts Reporting		1	100.0 %
Times Counted		184/519	35.5 %
Total Votes		105	
James H. Granger	REP	105	100.00%
Write-in Votes		0	0.00%

Election Summary Report
Cheboygan County, MI
2016 General Primary
Summary For Munro Township, Precinct 1, All Counters, All Races
OFFICIAL

Registered Voters 519 - Cards Cast 184 35.45%

Num. Report Precinct 1 - Num. Reporting 1 100.00%

REP D1 Commissioner		REP Total	
Number of Precincts		1	
Precincts Reporting		1	100.0 %
Times Counted		184/519	35.5 %
Total Votes		85	
Chris Brown	REP	84	98.82%
Write-in Votes		1	1.18%

REP Munro Supervisor		REP Total	
Number of Precincts		1	
Precincts Reporting		1	100.0 %
Times Counted		184/519	35.5 %
Total Votes		5	
Write-in Votes		5	100.00%

REP Mumro Clerk		REP Total	
Number of Precincts		1	
Precincts Reporting		1	100.0 %
Times Counted		184/519	35.5 %
Total Votes		4	
Write-in Votes		4	100.00%

REP Munro Treasurer		REP Total	
Number of Precincts		1	
Precincts Reporting		1	100.0 %
Times Counted		184/519	35.5 %
Total Votes		95	
Cheryl D. Dotski	REP	95	100.00%
Write-in Votes		0	0.00%

REP Munro Trustee		REP Total	
Number of Precincts		1	
Precincts Reporting		1	100.0 %
Times Counted		184/519	35.5 %
Total Votes		87	
Donald Tracey	REP	85	97.70%
Write-in Votes		2	2.30%

REP Munro Constable		REP Total	
Number of Precincts		1	
Precincts Reporting		1	100.0 %
Times Counted		184/519	35.5 %
Total Votes		91	
Matthew Ginop	REP	90	98.90%
Write-in Votes		1	1.10%

REP Munro Delegate		REP Total	
Number of Precincts		1	
Precincts Reporting		1	100.0 %
Times Counted		184/519	35.5 %
Total Votes		85	
Robert J. Haig	REP	85	100.00%
Write-in Votes		0	0.00%

DEM D1 Congress		DEM Total	
Number of Precincts		1	
Precincts Reporting		1	100.0 %
Times Counted		184/519	35.5 %
Total Votes		40	
Jerry Cannon	DEM	15	37.50%
Lon Johnson	DEM	25	62.50%
Write-in Votes		0	0.00%

DEM D107 Representative		DEM Total	
Number of Precincts		1	
Precincts Reporting		1	100.0 %
Times Counted		184/519	35.5 %
Total Votes		37	
Phil Bellfy	DEM	37	100.00%
Write-in Votes		0	0.00%

DEM Prosecuting Attorney		DEM Total	
Number of Precincts		1	
Precincts Reporting		1	100.0 %
Times Counted		184/519	35.5 %
Total Votes		41	
Daryl Vizina	DEM	40	97.56%
Write-in Votes		1	2.44%

DEM County Sheriff		DEM Total	
Number of Precincts		1	
Precincts Reporting		1	100.0 %
Times Counted		184/519	35.5 %
Total Votes		7	
Write-in Votes		7	100.00%

Election Summary Report
Cheboygan County, MI
2016 General Primary
Summary For Munro Township, Precinct 1, All Counters, All Races
OFFICIAL

Registered Voters 519 - Cards Cast 184 35.45%

Num. Report Precinct 1 - Num. Reporting 1 100.00%

DEM Clerk-Register of Deeds		DEM Total	
Number of Precincts		1	
Precincts Reporting		1	100.0 %
Times Counted		184/519	35.5 %
Total Votes		39	
Amber L. Libby	DEM	39	100.00%
Write-in Votes		0	0.00%

DEM D1 Commissioner		DEM Total	
Number of Precincts		1	
Precincts Reporting		1	100.0 %
Times Counted		184/519	35.5 %
Total Votes		29	
Vincent Lumetta	DEM	29	100.00%
Write-in Votes		0	0.00%

DEM County Treasurer		DEM Total	
Number of Precincts		1	
Precincts Reporting		1	100.0 %
Times Counted		184/519	35.5 %
Total Votes		7	
Write-in Votes		7	100.00%

DEM Munro Supervisor		DEM Total	
Number of Precincts		1	
Precincts Reporting		1	100.0 %
Times Counted		184/519	35.5 %
Total Votes		29	
Charles Antkoviak	DEM	29	100.00%
Write-in Votes		0	0.00%

DEM FT Road Commission		DEM Total	
Number of Precincts		1	
Precincts Reporting		1	100.0 %
Times Counted		184/519	35.5 %
Total Votes		37	
Michael J. Donovan	DEM	37	100.00%
Write-in Votes		0	0.00%

DEM Munro Clerk		DEM Total	
Number of Precincts		1	
Precincts Reporting		1	100.0 %
Times Counted		184/519	35.5 %
Total Votes		30	
Mary E. Bur	DEM	30	100.00%
Write-in Votes		0	0.00%

DEM PT Road Commission		DEM Total	
Number of Precincts		1	
Precincts Reporting		1	100.0 %
Times Counted		184/519	35.5 %
Total Votes		37	
Joe LaHaie	DEM	37	100.00%
Write-in Votes		0	0.00%

DEM Munro Treasurer		DEM Total	
Number of Precincts		1	
Precincts Reporting		1	100.0 %
Times Counted		184/519	35.5 %
Total Votes		5	
Write-in Votes		5	100.00%

DEM Drain Commissioner		DEM Total	
Number of Precincts		1	
Precincts Reporting		1	100.0 %
Times Counted		184/519	35.5 %
Total Votes		33	
Roger Gauthier	DEM	33	100.00%
Write-in Votes		0	0.00%

DEM Munro Trustee		DEM Total	
Number of Precincts		1	
Precincts Reporting		1	100.0 %
Times Counted		184/519	35.5 %
Total Votes		28	
Paul S. Nows	DEM	28	100.00%
Write-in Votes		0	0.00%

DEM Surveyor		DEM Total	
Number of Precincts		1	
Precincts Reporting		1	100.0 %
Times Counted		184/519	35.5 %
Total Votes		6	
Write-in Votes		6	100.00%

DEM Munro Constable		DEM Total	
Number of Precincts		1	
Precincts Reporting		1	100.0 %
Times Counted		184/519	35.5 %
Total Votes		5	
Write-in Votes		5	100.00%

Election Summary Report
Cheboygan County, MI
2016 General Primary
Summary For Munro Township, Precinct 1, All Counters, All Races
OFFICIAL

Registered Voters 519 - Cards Cast 184 35.45%

Num. Report Precinct 1 - Num. Reporting 1 100.00%

DEM Munro Delegate	DEM Total	
Number of Precincts	1	
Precincts Reporting	1	100.0 %
Times Counted	184/519	35.5 %
Total Votes	6	
Write-in Votes	6	100.00%

County Tax Lim Prop	Total	
Number of Precincts	1	
Precincts Reporting	1	100.0 %
Times Counted	184/519	35.5 %
Total Votes	156	
YES	83	53.21%
NO	73	46.79%

Cheboy Library Prop	Total	
Number of Precincts	1	
Precincts Reporting	1	100.0 %
Times Counted	148/412	35.9 %
Total Votes	130	
YES	57	43.85%
NO	73	56.15%

Election Summary Report
Cheboygan County, MI
2016 General Primary
Summary For Nunda Township, Precinct 1, All Counters, All Races
OFFICIAL

Registered Voters 844 - Cards Cast 201 23.82%

Num. Report Precinct 1 - Num. Reporting 1 100.00%

REP D1 Congress		REP Total	
Number of Precincts		1	
Precincts Reporting		1	100.0 %
Times Counted		201/844	23.8 %
Total Votes		141	
Jason Allen	REP	51	36.17%
Jack Bergman	REP	63	44.68%
Tom Casperson	REP	27	19.15%
Write-in Votes		0	0.00%

REP D106 Representative		REP Total	
Number of Precincts		1	
Precincts Reporting		1	100.0 %
Times Counted		201/844	23.8 %
Total Votes		146	
Sue Allor	REP	112	76.71%
David Ladd Chandler	REP	15	10.27%
Jackie Krawczak	REP	10	6.85%
Jesse Osmer	REP	9	6.16%
Write-in Votes		0	0.00%

REP Prosecuting Attorney		REP Total	
Number of Precincts		1	
Precincts Reporting		1	100.0 %
Times Counted		201/844	23.8 %
Total Votes		13	
Write-in Votes		13	100.00%

REP Sheriff		REP Total	
Number of Precincts		1	
Precincts Reporting		1	100.0 %
Times Counted		201/844	23.8 %
Total Votes		144	
Dale V. Clarmont	REP	143	99.31%
Write-in Votes		1	0.69%

REP Clerk_Register of Deeds		REP Total	
Number of Precincts		1	
Precincts Reporting		1	100.0 %
Times Counted		201/844	23.8 %
Total Votes		117	
Karen Brewster	REP	116	99.15%
Write-in Votes		1	0.85%

REP County Treasurer		REP Total	
Number of Precincts		1	
Precincts Reporting		1	100.0 %
Times Counted		201/844	23.8 %
Total Votes		105	
Buffy Jo Weldon	REP	104	99.05%
Write-in Votes		1	0.95%

REP FT Road Commission		REP Total	
Number of Precincts		1	
Precincts Reporting		1	100.0 %
Times Counted		201/844	23.8 %
Total Votes		213	
David Brandt	REP	33	15.49%
Bob Chadwick	REP	120	56.34%
Henry Ginop	REP	34	15.96%
Larry Wood	REP	26	12.21%
Write-in Votes		0	0.00%

REP PT Road Commission		REP Total	
Number of Precincts		1	
Precincts Reporting		1	100.0 %
Times Counted		201/844	23.8 %
Total Votes		109	
David D. Brown	REP	107	98.17%
Write-in Votes		2	1.83%

REP Drain Commissioner		REP Total	
Number of Precincts		1	
Precincts Reporting		1	100.0 %
Times Counted		201/844	23.8 %
Total Votes		106	
Cam Cavitt	REP	104	98.11%
Write-in Votes		2	1.89%

REP County Surveyor		REP Total	
Number of Precincts		1	
Precincts Reporting		1	100.0 %
Times Counted		201/844	23.8 %
Total Votes		110	
James H. Granger	REP	109	99.09%
Write-in Votes		1	0.91%

Election Summary Report
Cheboygan County, MI
2016 General Primary
Summary For Nunda Township, Precinct 1, All Counters, All Races
OFFICIAL

Registered Voters 844 - Cards Cast 201 23.82%

Num. Report Precinct 1 - Num. Reporting 1 100.00%

REP D7 Commissioner		REP Total	
Number of Precincts		1	
Precincts Reporting		1	100.0 %
Times Counted		201/844	23.8 %
Total Votes		122	
Robert R. Bolinger	REP	121	99.18%
Write-in Votes		1	0.82%

REP Nunda Delegate		REP Total	
Number of Precincts		1	
Precincts Reporting		1	100.0 %
Times Counted		201/844	23.8 %
Total Votes		105	
Ross Peppler	REP	102	97.14%
Write-in Votes		3	2.86%

REP Nunda Supervisor		REP Total	
Number of Precincts		1	
Precincts Reporting		1	100.0 %
Times Counted		201/844	23.8 %
Total Votes		121	
John D. Moore	REP	117	96.69%
Write-in Votes		4	3.31%

DEM D1 Congress		DEM Total	
Number of Precincts		1	
Precincts Reporting		1	100.0 %
Times Counted		201/844	23.8 %
Total Votes		28	
Jerry Cannon	DEM	11	39.29%
Lon Johnson	DEM	17	60.71%
Write-in Votes		0	0.00%

REP Nunda Clerk		REP Total	
Number of Precincts		1	
Precincts Reporting		1	100.0 %
Times Counted		201/844	23.8 %
Total Votes		149	
Linda Manier	REP	64	42.95%
E. Marie Sloan	REP	85	57.05%
Write-in Votes		0	0.00%

DEM D106 Representative		DEM Total	
Number of Precincts		1	
Precincts Reporting		1	100.0 %
Times Counted		201/844	23.8 %
Total Votes		28	
Robert Kennedy	DEM	12	42.86%
Erin Kieliszewski	DEM	16	57.14%
Write-in Votes		0	0.00%

REP Nunda Treasurer		REP Total	
Number of Precincts		1	
Precincts Reporting		1	100.0 %
Times Counted		201/844	23.8 %
Total Votes		130	
Gloria L. Pierson	REP	128	98.46%
Write-in Votes		2	1.54%

DEM Prosecuting Attorney		DEM Total	
Number of Precincts		1	
Precincts Reporting		1	100.0 %
Times Counted		201/844	23.8 %
Total Votes		29	
Daryl Vizina	DEM	28	96.55%
Write-in Votes		1	3.45%

REP Nunda Trustee		REP Total	
Number of Precincts		1	
Precincts Reporting		1	100.0 %
Times Counted		201/844	23.8 %
Total Votes		194	
Wendy L. Loffer	REP	94	48.45%
Sandra Lee Stafford	REP	97	50.00%
Write-in Votes		3	1.55%

DEM County Sheriff		DEM Total	
Number of Precincts		1	
Precincts Reporting		1	100.0 %
Times Counted		201/844	23.8 %
Total Votes		3	
Write-in Votes		3	100.00%

Election Summary Report
Cheboygan County, MI
2016 General Primary
Summary For Nunda Township, Precinct 1, All Counters, All Races
OFFICIAL

Registered Voters 844 - Cards Cast 201 23.82%

Num. Report Precinct 1 - Num. Reporting 1 100.00%

DEM Clerk-Register of Deeds		DEM Total	
Number of Precincts		1	
Precincts Reporting		1	100.0 %
Times Counted		201/844	23.8 %
Total Votes		26	
Amber L. Libby	DEM	25	96.15%
Write-in Votes		1	3.85%

DEM County Treasurer		DEM Total	
Number of Precincts		1	
Precincts Reporting		1	100.0 %
Times Counted		201/844	23.8 %
Total Votes		5	
Write-in Votes		5	100.00%

DEM FT Road Commission		DEM Total	
Number of Precincts		1	
Precincts Reporting		1	100.0 %
Times Counted		201/844	23.8 %
Total Votes		27	
Michael J. Donovan	DEM	23	85.19%
Write-in Votes		4	14.81%

DEM PT Road Commission		DEM Total	
Number of Precincts		1	
Precincts Reporting		1	100.0 %
Times Counted		201/844	23.8 %
Total Votes		26	
Joe LaHaie	DEM	24	92.31%
Write-in Votes		2	7.69%

DEM Drain Commissioner		DEM Total	
Number of Precincts		1	
Precincts Reporting		1	100.0 %
Times Counted		201/844	23.8 %
Total Votes		26	
Roger Gauthier	DEM	24	92.31%
Write-in Votes		2	7.69%

DEM Surveyor		DEM Total	
Number of Precincts		1	
Precincts Reporting		1	100.0 %
Times Counted		201/844	23.8 %
Total Votes		5	
Write-in Votes		5	100.00%

DEM D7 Commissioner		DEM Total	
Number of Precincts		1	
Precincts Reporting		1	100.0 %
Times Counted		201/844	23.8 %
Total Votes		26	
Kathleen LaPeer	DEM	16	61.54%
Brian Veihl	DEM	7	26.92%
Write-in Votes		3	11.54%

DEM Nunda Supervisor		DEM Total	
Number of Precincts		1	
Precincts Reporting		1	100.0 %
Times Counted		201/844	23.8 %
Total Votes		5	
Write-in Votes		5	100.00%

DEM Nunda Clerk		DEM Total	
Number of Precincts		1	
Precincts Reporting		1	100.0 %
Times Counted		201/844	23.8 %
Total Votes		6	
Write-in Votes		6	100.00%

DEM Nunda Treasurer		DEM Total	
Number of Precincts		1	
Precincts Reporting		1	100.0 %
Times Counted		201/844	23.8 %
Total Votes		4	
Write-in Votes		4	100.00%

DEM Nunda Trustee		DEM Total	
Number of Precincts		1	
Precincts Reporting		1	100.0 %
Times Counted		201/844	23.8 %
Total Votes		5	
Write-in Votes		5	100.00%

DEM Nunda Delegate		DEM Total	
Number of Precincts		1	
Precincts Reporting		1	100.0 %
Times Counted		201/844	23.8 %
Total Votes		5	
Write-in Votes		5	100.00%

Election Summary Report
Cheboygan County, MI
2016 General Primary
Summary For Nunda Township, Precinct 1, All Counters, All Races
OFFICIAL

Registered Voters 844 - Cards Cast 201 23.82%

Num. Report Precinct 1 - Num. Reporting 1 100.00%

County Tax Lim Prop	Total	
Number of Precincts	1	
Precincts Reporting	1	100.0 %
Times Counted	201/844	23.8 %
Total Votes	157	
YES	81	51.59%
NO	76	48.41%

Nunda Twp Fire Prop	Total	
Number of Precincts	1	
Precincts Reporting	1	100.0 %
Times Counted	201/844	23.8 %
Total Votes	167	
YES	126	75.45%
NO	41	24.55%

Election Summary Report
Cheboygan County, MI
2016 General Primary
Summary For Tuscarora Township, Precinct 1, All Counters, All Races
OFFICIAL

Registered Voters 2634 - Cards Cast 961 36.48%

Num. Report Precinct 1 - Num. Reporting 1 100.00%

REP D1 Congress		REP Total	
Number of Precincts		1	
Precincts Reporting		1	100.0 %
Times Counted		961/2634	36.5 %
Total Votes		742	
Jason Allen	REP	261	35.18%
Jack Bergman	REP	299	40.30%
Tom Casperson	REP	179	24.12%
Write-in Votes		3	0.40%

REP D107 Representative		REP Total	
Number of Precincts		1	
Precincts Reporting		1	100.0 %
Times Counted		961/2634	36.5 %
Total Votes		765	
Lee Chatfield	REP	586	76.60%
Kathy Twardy	REP	177	23.14%
Write-in Votes		2	0.26%

REP Prosecuting Attorney		REP Total	
Number of Precincts		1	
Precincts Reporting		1	100.0 %
Times Counted		961/2634	36.5 %
Total Votes		42	
Write-in Votes		42	100.00%

REP Sheriff		REP Total	
Number of Precincts		1	
Precincts Reporting		1	100.0 %
Times Counted		961/2634	36.5 %
Total Votes		644	
Dale V. Clarmont	REP	643	99.84%
Write-in Votes		1	0.16%

REP Clerk Register of Deeds		REP Total	
Number of Precincts		1	
Precincts Reporting		1	100.0 %
Times Counted		961/2634	36.5 %
Total Votes		542	
Karen Brewster	REP	541	99.82%
Write-in Votes		1	0.18%

REP County Treasurer		REP Total	
Number of Precincts		1	
Precincts Reporting		1	100.0 %
Times Counted		961/2634	36.5 %
Total Votes		529	
Buffy Jo Weldon	REP	527	99.62%
Write-in Votes		2	0.38%

REP FT Road Commission		REP Total	
Number of Precincts		1	
Precincts Reporting		1	100.0 %
Times Counted		961/2634	36.5 %
Total Votes		1033	
David Brandt	REP	231	22.36%
Bob Chadwick	REP	276	26.72%
Henry Ginop	REP	388	37.56%
Larry Wood	REP	134	12.97%
Write-in Votes		4	0.39%

REP PT Road Commission		REP Total	
Number of Precincts		1	
Precincts Reporting		1	100.0 %
Times Counted		961/2634	36.5 %
Total Votes		539	
David D. Brown	REP	536	99.44%
Write-in Votes		3	0.56%

REP Drain Commissioner		REP Total	
Number of Precincts		1	
Precincts Reporting		1	100.0 %
Times Counted		961/2634	36.5 %
Total Votes		532	
Cam Cavitt	REP	529	99.44%
Write-in Votes		3	0.56%

REP County Surveyor		REP Total	
Number of Precincts		1	
Precincts Reporting		1	100.0 %
Times Counted		961/2634	36.5 %
Total Votes		532	
James H. Granger	REP	529	99.44%
Write-in Votes		3	0.56%

Election Summary Report
Cheboygan County, MI
2016 General Primary
Summary For Tuscarora Township, Precinct 1, All Counters, All Races
OFFICIAL

Registered Voters 2634 - Cards Cast 961 36.48%

Num. Report Precinct 1 - Num. Reporting 1 100.00%

REP D6 Commissioner		REP Total	
Number of Precincts		1	
Precincts Reporting		1	100.0 %
Times Counted		961/2634	36.5 %
Total Votes		564	
John B. Wallace	REP	561	99.47%
Write-in Votes		3	0.53%

REP Tuscarora Supervisor		REP Total	
Number of Precincts		1	
Precincts Reporting		1	100.0 %
Times Counted		961/2634	36.5 %
Total Votes		824	
Carl Muscott	REP	367	44.54%
Michael Ridley	REP	456	55.34%
Write-in Votes		1	0.12%

REP Tuscarora Clerk		REP Total	
Number of Precincts		1	
Precincts Reporting		1	100.0 %
Times Counted		961/2634	36.5 %
Total Votes		607	
Sue Fisher	REP	596	98.19%
Write-in Votes		11	1.81%

REP Tuscarora Treasurer		REP Total	
Number of Precincts		1	
Precincts Reporting		1	100.0 %
Times Counted		961/2634	36.5 %
Total Votes		597	
Bobbi Balazovic	REP	588	98.49%
Write-in Votes		9	1.51%

REP Tuscarora Trustee		REP Total	
Number of Precincts		1	
Precincts Reporting		1	100.0 %
Times Counted		961/2634	36.5 %
Total Votes		1223	
Arthur Doty	REP	369	30.17%
Janet Vance	REP	418	34.18%
Craig Waldron	REP	434	35.49%
Write-in Votes		2	0.16%

REP Tuscarora Park Commission		REP Total	
Number of Precincts		1	
Precincts Reporting		1	100.0 %
Times Counted		961/2634	36.5 %
Total Votes		2257	
Jennifer S. Andrews	REP	519	23.00%
Jim Burke	REP	431	19.10%
David A. Meckstroth	REP	403	17.86%
Mike Saker	REP	457	20.25%
Tom Snyder	REP	436	19.32%
Write-in Votes		11	0.49%

REP Tuscarora Delegate		REP Total	
Number of Precincts		1	
Precincts Reporting		1	100.0 %
Times Counted		961/2634	36.5 %
Total Votes		674	
Roger Jacobs	REP	198	29.38%
Gregory C. Rotter	REP	474	70.33%
Write-in Votes		2	0.30%

DEM D1 Congress		DEM Total	
Number of Precincts		1	
Precincts Reporting		1	100.0 %
Times Counted		961/2634	36.5 %
Total Votes		79	
Jerry Cannon	DEM	31	39.24%
Lon Johnson	DEM	48	60.76%
Write-in Votes		0	0.00%

DEM D107 Representative		DEM Total	
Number of Precincts		1	
Precincts Reporting		1	100.0 %
Times Counted		961/2634	36.5 %
Total Votes		74	
Phil Bellfy	DEM	74	100.00%
Write-in Votes		0	0.00%

DEM Prosecuting Attorney		DEM Total	
Number of Precincts		1	
Precincts Reporting		1	100.0 %
Times Counted		961/2634	36.5 %
Total Votes		79	
Daryl Vizina	DEM	79	100.00%
Write-in Votes		0	0.00%

Election Summary Report
Cheboygan County, MI
2016 General Primary
Summary For Tuscarora Township, Precinct 1, All Counters, All Races
OFFICIAL

Registered Voters 2634 - Cards Cast 961 36.48%

Num. Report Precinct 1 - Num. Reporting 1 100.00%

DEM County Sheriff	DEM	Total	
Number of Precincts		1	
Precincts Reporting		1	100.0 %
Times Counted		961/2634	36.5 %
Total Votes		5	
Write-in Votes		5	100.00%

DEM Surveyor	DEM	Total	
Number of Precincts		1	
Precincts Reporting		1	100.0 %
Times Counted		961/2634	36.5 %
Total Votes		4	
Write-in Votes		4	100.00%

DEM Clerk-Register of Deeds	DEM	Total	
Number of Precincts		1	
Precincts Reporting		1	100.0 %
Times Counted		961/2634	36.5 %
Total Votes		72	
Amber L. Libby	DEM	72	100.00%
Write-in Votes		0	0.00%

DEM D6 Commissioner	DEM	Total	
Number of Precincts		1	
Precincts Reporting		1	100.0 %
Times Counted		961/2634	36.5 %
Total Votes		71	
Cynthia A. Kress	DEM	71	100.00%
Write-in Votes		0	0.00%

DEM County Treasurer	DEM	Total	
Number of Precincts		1	
Precincts Reporting		1	100.0 %
Times Counted		961/2634	36.5 %
Total Votes		5	
Write-in Votes		5	100.00%

DEM Tuscarora Supervisor	DEM	Total	
Number of Precincts		1	
Precincts Reporting		1	100.0 %
Times Counted		961/2634	36.5 %
Total Votes		3	
Write-in Votes		3	100.00%

DEM FT Road Commission	DEM	Total	
Number of Precincts		1	
Precincts Reporting		1	100.0 %
Times Counted		961/2634	36.5 %
Total Votes		74	
Michael J. Donovan	DEM	74	100.00%
Write-in Votes		0	0.00%

DEM Tuscarora Clerk	DEM	Total	
Number of Precincts		1	
Precincts Reporting		1	100.0 %
Times Counted		961/2634	36.5 %
Total Votes		3	
Write-in Votes		3	100.00%

DEM PT Road Commission	DEM	Total	
Number of Precincts		1	
Precincts Reporting		1	100.0 %
Times Counted		961/2634	36.5 %
Total Votes		71	
Joe LaHaie	DEM	71	100.00%
Write-in Votes		0	0.00%

DEM Tuscarora Treasurer	DEM	Total	
Number of Precincts		1	
Precincts Reporting		1	100.0 %
Times Counted		961/2634	36.5 %
Total Votes		3	
Write-in Votes		3	100.00%

DEM Drain Commissioner	DEM	Total	
Number of Precincts		1	
Precincts Reporting		1	100.0 %
Times Counted		961/2634	36.5 %
Total Votes		72	
Roger Gauthier	DEM	72	100.00%
Write-in Votes		0	0.00%

DEM Tuscarora Trustee	DEM	Total	
Number of Precincts		1	
Precincts Reporting		1	100.0 %
Times Counted		961/2634	36.5 %
Total Votes		56	
Roger Jacobs	DEM	56	100.00%
Write-in Votes		0	0.00%

Election Summary Report
Cheboygan County, MI
2016 General Primary
Summary For Tuscarora Township, Precinct 1, All Counters, All Races
OFFICIAL

Registered Voters 2634 - Cards Cast 961 36.48%

Num. Report Precinct 1 - Num. Reporting 1 100.00%

DEM Tuscarora Park Commission	DEM Total	
Number of Precincts	1	
Precincts Reporting	1	100.0 %
Times Counted	961/2634	36.5 %
Total Votes	6	
Write-in Votes	6	100.00%

DEM Tuscarora Delegate	DEM Total	
Number of Precincts	1	
Precincts Reporting	1	100.0 %
Times Counted	961/2634	36.5 %
Total Votes	3	
Write-in Votes	3	100.00%

County Tax Lim Prop	Total	
Number of Precincts	1	
Precincts Reporting	1	100.0 %
Times Counted	961/2634	36.5 %
Total Votes	761	
YES	430	56.50%
NO	331	43.50%

Tuscarora PIEG Prop	Total	
Number of Precincts	1	
Precincts Reporting	1	100.0 %
Times Counted	961/2634	36.5 %
Total Votes	749	
YES	472	63.02%
NO	277	36.98%

Inland Lks Sch Prop	Total	
Number of Precincts	1	
Precincts Reporting	1	100.0 %
Times Counted	961/2634	36.5 %
Total Votes	840	
YES	565	67.26%
NO	275	32.74%

Election Summary Report
Cheboygan County, MI
2016 General Primary
Summary For Walker Township, Precinct 1, All Counters, All Races
OFFICIAL

Registered Voters 233 - Cards Cast 40 17.17%

Num. Report Precinct 1 - Num. Reporting 1 100.00%

REP D1 Congress		REP Total	
Number of Precincts		1	
Precincts Reporting		1	100.0 %
Times Counted		40/233	17.2 %
Total Votes		18	
Jason Allen	REP	2	11.11%
Jack Bergman	REP	11	61.11%
Tom Casperson	REP	5	27.78%
Write-in Votes		0	0.00%

REP D106 Representative		REP Total	
Number of Precincts		1	
Precincts Reporting		1	100.0 %
Times Counted		40/233	17.2 %
Total Votes		19	
Sue Allor	REP	15	78.95%
David Ladd Chandler	REP	0	0.00%
Jackie Krawczak	REP	2	10.53%
Jesse Osmer	REP	2	10.53%
Write-in Votes		0	0.00%

REP Prosecuting Attorney	REP Total	
Number of Precincts	1	
Precincts Reporting	1	100.0 %
Times Counted	40/233	17.2 %
Total Votes	0	
Write-in Votes	0	N/A

REP Sheriff		REP Total	
Number of Precincts		1	
Precincts Reporting		1	100.0 %
Times Counted		40/233	17.2 %
Total Votes		14	
Dale V. Clarmont	REP	13	92.86%
Write-in Votes		1	7.14%

REP Clerk_Register of Deeds		REP Total	
Number of Precincts		1	
Precincts Reporting		1	100.0 %
Times Counted		40/233	17.2 %
Total Votes		14	
Karen Brewster	REP	14	100.00%
Write-in Votes		0	0.00%

REP County Treasurer		REP Total	
Number of Precincts		1	
Precincts Reporting		1	100.0 %
Times Counted		40/233	17.2 %
Total Votes		12	
Buffy Jo Weldon	REP	12	100.00%
Write-in Votes		0	0.00%

REP FT Road Commission		REP Total	
Number of Precincts		1	
Precincts Reporting		1	100.0 %
Times Counted		40/233	17.2 %
Total Votes		22	
David Brandt	REP	5	22.73%
Bob Chadwick	REP	5	22.73%
Henry Ginop	REP	8	36.36%
Larry Wood	REP	4	18.18%
Write-in Votes		0	0.00%

REP PT Road Commission		REP Total	
Number of Precincts		1	
Precincts Reporting		1	100.0 %
Times Counted		40/233	17.2 %
Total Votes		11	
David D. Brown	REP	11	100.00%
Write-in Votes		0	0.00%

REP Drain Commissioner		REP Total	
Number of Precincts		1	
Precincts Reporting		1	100.0 %
Times Counted		40/233	17.2 %
Total Votes		11	
Cam Cavitt	REP	11	100.00%
Write-in Votes		0	0.00%

REP County Surveyor		REP Total	
Number of Precincts		1	
Precincts Reporting		1	100.0 %
Times Counted		40/233	17.2 %
Total Votes		10	
James H. Granger	REP	10	100.00%
Write-in Votes		0	0.00%

Election Summary Report
Cheboygan County, MI
2016 General Primary
Summary For Walker Township, Precinct 1, All Counters, All Races
OFFICIAL

Registered Voters 233 - Cards Cast 40 17.17%

Num. Report Precinct 1 - Num. Reporting 1 100.00%

REP D7 Commissioner		REP Total	
Number of Precincts		1	
Precincts Reporting		1	100.0 %
Times Counted		40/233	17.2 %
Total Votes		11	
Robert R. Bolinger	REP	11	100.00%
Write-in Votes		0	0.00%

REP Walker Delegate		REP Total	
Number of Precincts		1	
Precincts Reporting		1	100.0 %
Times Counted		40/233	17.2 %
Total Votes		13	
Daniel L. O'Henley	REP	13	100.00%
Write-in Votes		0	0.00%

REP Walker Supervisor		REP Total	
Number of Precincts		1	
Precincts Reporting		1	100.0 %
Times Counted		40/233	17.2 %
Total Votes		15	
Daniel L. O'Henley	REP	15	100.00%
Write-in Votes		0	0.00%

DEM D1 Congress		DEM Total	
Number of Precincts		1	
Precincts Reporting		1	100.0 %
Times Counted		40/233	17.2 %
Total Votes		14	
Jerry Cannon	DEM	4	28.57%
Lon Johnson	DEM	10	71.43%
Write-in Votes		0	0.00%

REP Walker Clerk		REP Total	
Number of Precincts		1	
Precincts Reporting		1	100.0 %
Times Counted		40/233	17.2 %
Total Votes		18	
Heather Nutt	REP	18	100.00%
Write-in Votes		0	0.00%

DEM D106 Representative		DEM Total	
Number of Precincts		1	
Precincts Reporting		1	100.0 %
Times Counted		40/233	17.2 %
Total Votes		15	
Robert Kennedy	DEM	10	66.67%
Erin Kieliszewski	DEM	5	33.33%
Write-in Votes		0	0.00%

REP Walker Treasurer		REP Total	
Number of Precincts		1	
Precincts Reporting		1	100.0 %
Times Counted		40/233	17.2 %
Total Votes		15	
Brenda L. Nash	REP	15	100.00%
Write-in Votes		0	0.00%

DEM Prosecuting Attorney		DEM Total	
Number of Precincts		1	
Precincts Reporting		1	100.0 %
Times Counted		40/233	17.2 %
Total Votes		15	
Daryl Vizina	DEM	15	100.00%
Write-in Votes		0	0.00%

REP Walker Trustee		REP Total	
Number of Precincts		1	
Precincts Reporting		1	100.0 %
Times Counted		40/233	17.2 %
Total Votes		17	
Judy Eileen Hanel	REP	17	100.00%
Write-in Votes		0	0.00%

DEM County Sheriff		DEM Total	
Number of Precincts		1	
Precincts Reporting		1	100.0 %
Times Counted		40/233	17.2 %
Total Votes		0	
Write-in Votes		0	N/A

Election Summary Report
Cheboygan County, MI
2016 General Primary
Summary For Walker Township, Precinct 1, All Counters, All Races
OFFICIAL

Registered Voters 233 - Cards Cast 40 17.17%

Num. Report Precinct 1 - Num. Reporting 1 100.00%

DEM Clerk-Register of Deeds		DEM Total	
Number of Precincts		1	
Precincts Reporting		1	100.0 %
Times Counted		40/233	17.2 %
Total Votes		15	
Amber L. Libby	DEM	15	100.00%
Write-in Votes		0	0.00%

DEM D7 Commissioner		DEM Total	
Number of Precincts		1	
Precincts Reporting		1	100.0 %
Times Counted		40/233	17.2 %
Total Votes		19	
Kathleen LaPeer	DEM	13	68.42%
Brian Veihl	DEM	6	31.58%
Write-in Votes		0	0.00%

DEM County Treasurer		DEM Total	
Number of Precincts		1	
Precincts Reporting		1	100.0 %
Times Counted		40/233	17.2 %
Total Votes		0	
Write-in Votes		0	N/A

DEM Walker Supervisor		DEM Total	
Number of Precincts		1	
Precincts Reporting		1	100.0 %
Times Counted		40/233	17.2 %
Total Votes		17	
Kelly Key	DEM	17	100.00%
Write-in Votes		0	0.00%

DEM FT Road Commission		DEM Total	
Number of Precincts		1	
Precincts Reporting		1	100.0 %
Times Counted		40/233	17.2 %
Total Votes		11	
Michael J. Donovan	DEM	11	100.00%
Write-in Votes		0	0.00%

DEM Walker Clerk		DEM Total	
Number of Precincts		1	
Preeincts Reporting		1	100.0 %
Times Counted		40/233	17.2 %
Total Votes		0	
Write-in Votes		0	N/A

DEM PT Road Commission		DEM Total	
Number of Precincts		1	
Precincts Reporting		1	100.0 %
Times Counted		40/233	17.2 %
Total Votes		14	
Joe LaHaie	DEM	14	100.00%
Write-in Votes		0	0.00%

DEM Walker Treasurer		DEM Total	
Number of Precincts		1	
Precincts Reporting		1	100.0 %
Times Counted		40/233	17.2 %
Total Votes		0	
Write-in Votes		0	N/A

DEM Drain Commissioner		DEM Total	
Number of Precincts		1	
Precincts Reporting		1	100.0 %
Times Counted		40/233	17.2 %
Total Votes		13	
Roger Gauthier	DEM	13	100.00%
Write-in Votes		0	0.00%

DEM Walker Trustee		DEM Total	
Number of Precincts		1	
Precincts Reporting		1	100.0 %
Times Counted		40/233	17.2 %
Total Votes		14	
Marsha Passino	DEM	14	100.00%
Write-in Votes		0	0.00%

DEM Surveyor		DEM Total	
Number of Precincts		1	
Precincts Reporting		1	100.0 %
Times Counted		40/233	17.2 %
Total Votes		0	
Write-in Votes		0	N/A

DEM Walker Delegate		DEM Total	
Number of Precincts		1	
Precincts Reporting		1	100.0 %
Times Counted		40/233	17.2 %
Total Votes		0	
Write-in Votes		0	N/A

Election Summary Report
Cheboygan County, MI
2016 General Primary
Summary For Walker Township, Precinct 1, All Counters, All Races
OFFICIAL

Registered Voters 233 - Cards Cast 40 17.17%

Num. Report Precinct 1 - Num. Reporting 1 100.00%

County Tax Lim Prop	Total	
Number of Precincts	1	
Precincts Reporting	1	100.0 %
Times Counted	40/233	17.2 %
Total Votes	30	
YES	13	43.33%
NO	17	56.67%

Walker Twp Roads	Total	
Number of Precincts	1	
Precincts Reporting	1	100.0 %
Times Counted	40/233	17.2 %
Total Votes	34	
YES	24	70.59%
NO	10	29.41%

Inland Lks Sch Prop	Total	
Number of Precincts	1	
Precincts Reporting	1	100.0 %
Times Counted	40/233	17.2 %
Total Votes	34	
YES	19	55.88%
NO	15	44.12%

Election Summary Report
Cheboygan County, MI
2016 General Primary
Summary For Waverly Township, Precinct 1, All Counters, All Races
OFFICIAL

Registered Voters 366 - Cards Cast 72 19.67%

Num. Report Precinct 1 - Num. Reporting 1 100.00%

REP D1 Congress		REP Total	
Number of Precincts		1	
Precincts Reporting		1	100.0 %
Times Counted		72/366	19.7 %
Total Votes		52	
Jason Allen	REP	12	23.08%
Jack Bergman	REP	24	46.15%
Tom Casperson	REP	16	30.77%
Write-in Votes		0	0.00%

REP D106 Representative		REP Total	
Number of Precincts		1	
Precincts Reporting		1	100.0 %
Times Counted		72/366	19.7 %
Total Votes		50	
Sue Allor	REP	38	76.00%
David Ladd Chandler	REP	5	10.00%
Jackie Krawczak	REP	2	4.00%
Jesse Osmer	REP	5	10.00%
Write-in Votes		0	0.00%

REP Prosecuting Attorney		REP Total	
Number of Precincts		1	
Precincts Reporting		1	100.0 %
Times Counted		72/366	19.7 %
Total Votes		1	
Write-in Votes		1	100.00%

REP Sheriff		REP Total	
Number of Precincts		1	
Precincts Reporting		1	100.0 %
Times Counted		72/366	19.7 %
Total Votes		45	
Dale V. Clarmont	REP	45	100.00%
Write-in Votes		0	0.00%

REP Clerk_Register of Deeds		REP Total	
Number of Precincts		1	
Precincts Reporting		1	100.0 %
Times Counted		72/366	19.7 %
Total Votes		41	
Karen Brewster	REP	41	100.00%
Write-in Votes		0	0.00%

REP County Treasurer		REP Total	
Number of Precincts		1	
Precincts Reporting		1	100.0 %
Times Counted		72/366	19.7 %
Total Votes		41	
Buffy Jo Weldon	REP	41	100.00%
Write-in Votes		0	0.00%

REP FT Road Commission		REP Total	
Number of Precincts		1	
Precincts Reporting		1	100.0 %
Times Counted		72/366	19.7 %
Total Votes		76	
David Brandt	REP	26	34.21%
Bob Chadwick	REP	18	23.68%
Henry Ginop	REP	19	25.00%
Larry Wood	REP	13	17.11%
Write-in Votes		0	0.00%

REP PT Road Commission		REP Total	
Number of Precincts		1	
Precincts Reporting		1	100.0 %
Times Counted		72/366	19.7 %
Total Votes		42	
David D. Brown	REP	42	100.00%
Write-in Votes		0	0.00%

REP Drain Commissioner		REP Total	
Number of Precincts		1	
Precincts Reporting		1	100.0 %
Times Counted		72/366	19.7 %
Total Votes		40	
Cam Cavitt	REP	40	100.00%
Write-in Votes		0	0.00%

REP County Surveyor		REP Total	
Number of Precincts		1	
Precincts Reporting		1	100.0 %
Times Counted		72/366	19.7 %
Total Votes		41	
James H. Granger	REP	41	100.00%
Write-in Votes		0	0.00%

Election Summary Report
Cheboygan County, MI
2016 General Primary
Summary For Waverly Township, Precinct 1, All Counters, All Races
OFFICIAL

Registered Voters 366 - Cards Cast 72 19.67%

Num. Report Precinct 1 - Num. Reporting 1 100.00%

REP D5 Commissioner		REP Total	
Number of Precincts		1	
Precincts Reporting		1	100.0 %
Times Counted		72/366	19.7 %
Total Votes		48	
Tony Matelski	REP	48	100.00%
Write-in Votes		0	0.00%

REP Waverly Constable		REP Total	
Number of Precincts		1	
Precincts Reporting		1	100.0 %
Times Counted		72/366	19.7 %
Total Votes		40	
Erick Wregglesworth	REP	40	100.00%
Write-in Votes		0	0.00%

REP Waverly Supervisor		REP Total	
Number of Precincts		1	
Precincts Reporting		1	100.0 %
Times Counted		72/366	19.7 %
Total Votes		1	
Write-in Votes		1	100.00%

REP Waverly Delegate		REP Total	
Number of Precincts		1	
Precincts Reporting		1	100.0 %
Times Counted		72/366	19.7 %
Total Votes		43	
Cynthia M. Drier	REP	43	100.00%
Write-in Votes		0	0.00%

REP Waverly Clerk		REP Total	
Number of Precincts		1	
Precincts Reporting		1	100.0 %
Times Counted		72/366	19.7 %
Total Votes		44	
Rebecca Hyde	REP	44	100.00%
Write-in Votes		0	0.00%

DEM D1 Congress		DEM Total	
Number of Precincts		1	
Precincts Reporting		1	100.0 %
Times Counted		72/366	19.7 %
Total Votes		15	
Jerry Cannon	DEM	5	33.33%
Lon Johnson	DEM	10	66.67%
Write-in Votes		0	0.00%

REP Waverly Treasurer		REP Total	
Number of Precincts		1	
Precincts Reporting		1	100.0 %
Times Counted		72/366	19.7 %
Total Votes		45	
Cynthia M. Drier	REP	45	100.00%
Write-in Votes		0	0.00%

DEM D106 Representative		DEM Total	
Number of Precincts		1	
Precincts Reporting		1	100.0 %
Times Counted		72/366	19.7 %
Total Votes		14	
Robert Kennedy	DEM	9	64.29%
Erin Kieliszewski	DEM	5	35.71%
Write-in Votes		0	0.00%

REP Waverly Trustee		REP Total	
Number of Precincts		1	
Precincts Reporting		1	100.0 %
Times Counted		72/366	19.7 %
Total Votes		48	
Isaac Morgan	REP	48	100.00%
Write-in Votes		0	0.00%

DEM Prosecuting Attorney		DEM Total	
Number of Precincts		1	
Precincts Reporting		1	100.0 %
Times Counted		72/366	19.7 %
Total Votes		11	
Daryl Vizina	DEM	11	100.00%
Write-in Votes		0	0.00%

Election Summary Report
Cheboygan County, MI
2016 General Primary
Summary For Waverly Township, Precinct 1, All Counters, All Races
OFFICIAL

Registered Voters 366 - Cards Cast 72 19.67%

Num. Report Precinct 1 - Num. Reporting 1 100.00%

DEM County Sheriff	DEM	Total	
Number of Precincts		1	
Precincts Reporting		1	100.0 %
Times Counted		72/366	19.7 %
Total Votes		2	
Write-in Votes		2	100.00%

DEM Surveyor	DEM	Total	
Number of Precincts		1	
Precincts Reporting		1	100.0 %
Times Counted		72/366	19.7 %
Total Votes		1	
Write-in Votes		1	100.00%

DEM Clerk-Register of Deeds	DEM	Total	
Number of Precincts		1	
Precincts Reporting		1	100.0 %
Times Counted		72/366	19.7 %
Total Votes		12	
Amber L. Libby	DEM	12	100.00%
Write-in Votes		0	0.00%

DEM D5 Commissioner	DEM	Total	
Number of Precincts		1	
Precincts Reporting		1	100.0 %
Times Counted		72/366	19.7 %
Total Votes		2	
Write-in Votes		2	100.00%

DEM County Treasurer	DEM	Total	
Number of Precincts		1	
Precincts Reporting		1	100.0 %
Times Counted		72/366	19.7 %
Total Votes		2	
Write-in Votes		2	100.00%

DEM Waverly Supervisor	DEM	Total	
Number of Precincts		1	
Precincts Reporting		1	100.0 %
Times Counted		72/366	19.7 %
Total Votes		11	
Kory Hyde	DEM	11	100.00%
Write-in Votes		0	0.00%

DEM FT Road Commission	DEM	Total	
Number of Precincts		1	
Precincts Reporting		1	100.0 %
Times Counted		72/366	19.7 %
Total Votes		12	
Michael J. Donovan	DEM	12	100.00%
Write-in Votes		0	0.00%

DEM Waverly Clerk	DEM	Total	
Number of Precincts		1	
Precincts Reporting		1	100.0 %
Times Counted		72/366	19.7 %
Total Votes		2	
Write-in Votes		2	100.00%

DEM PT Road Commission	DEM	Total	
Number of Precincts		1	
Precincts Reporting		1	100.0 %
Times Counted		72/366	19.7 %
Total Votes		12	
Joe LaHaie	DEM	12	100.00%
Write-in Votes		0	0.00%

DEM Waverly Treasurer	DEM	Total	
Number of Precincts		1	
Precincts Reporting		1	100.0 %
Times Counted		72/366	19.7 %
Total Votes		2	
Write-in Votes		2	100.00%

DEM Drain Commissioner	DEM	Total	
Number of Precincts		1	
Precincts Reporting		1	100.0 %
Times Counted		72/366	19.7 %
Total Votes		11	
Roger Gauthier	DEM	11	100.00%
Write-in Votes		0	0.00%

DEM Waverly Trustee	DEM	Total	
Number of Precincts		1	
Precincts Reporting		1	100.0 %
Times Counted		72/366	19.7 %
Total Votes		3	
Write-in Votes		3	100.00%

Election Summary Report
Cheboygan County, MI
2016 General Primary
Summary For Waverly Township, Precinct 1, All Counters, All Races
OFFICIAL

Registered Voters 366 - Cards Cast 72 19.67%

Num. Report Precinct 1 - Num. Reporting 1 100.00%

DEM Waverly Constable	DEM Total	
Number of Precincts	1	
Precincts Reporting	1	100.0 %
Times Counted	72/366	19.7 %
Total Votes	4	
Write-in Votes	4	100.00%

DEM Waverly Delegate	DEM Total	
Number of Precincts	1	
Precincts Reporting	1	100.0 %
Times Counted	72/366	19.7 %
Total Votes	2	
Write-in Votes	2	100.00%

County Tax Lim Prop	Total	
Number of Precincts	1	
Precincts Reporting	1	100.0 %
Times Counted	72/366	19.7 %
Total Votes	64	
YES	36	56.25%
NO	28	43.75%

Waverly Tw Fire Prop	Total	
Number of Precincts	1	
Precincts Reporting	1	100.0 %
Times Counted	72/366	19.7 %
Total Votes	66	
YES	49	74.24%
NO	17	25.76%

Election Summary Report
Cheboygan County, MI
2016 General Primary
Summary For Wilmot Township, Precinct 1, All Counters, All Races
OFFICIAL

Registered Voters 614 - Cards Cast 125 20.36%

Num. Report Precinct 1 - Num. Reporting 1 100.00%

REP D1 Congress		REP Total	
Number of Precincts		1	
Precincts Reporting		1	100.0 %
Times Counted		125/614	20.4 %
Total Votes		97	
Jason Allen	REP	32	32.99%
Jack Bergman	REP	51	52.58%
Tom Casperson	REP	13	13.40%
Write-in Votes		1	1.03%

REP D106 Representative		REP Total	
Number of Precincts		1	
Precincts Reporting		1	100.0 %
Times Counted		125/614	20.4 %
Total Votes		97	
Sue Allor	REP	77	79.38%
David Ladd Chandler	REP	8	8.25%
Jackie Krawczak	REP	7	7.22%
Jesse Osmer	REP	5	5.15%
Write-in Votes		0	0.00%

REP Prosecuting Attorney		REP Total	
Number of Precincts		1	
Precincts Reporting		1	100.0 %
Times Counted		125/614	20.4 %
Total Votes		9	
Write-in Votes		9	100.00%

REP Sheriff		REP Total	
Number of Precincts		1	
Precincts Reporting		1	100.0 %
Times Counted		125/614	20.4 %
Total Votes		80	
Dale V. Clarmont	REP	79	98.75%
Write-in Votes		1	1.25%

REP Clerk Register of Deeds		REP Total	
Number of Precincts		1	
Precincts Reporting		1	100.0 %
Times Counted		125/614	20.4 %
Total Votes		71	
Karen Brewster	REP	71	100.00%
Write-in Votes		0	0.00%

REP County Treasurer		REP Total	
Number of Precincts		1	
Precincts Reporting		1	100.0 %
Times Counted		125/614	20.4 %
Total Votes		69	
Buffy Jo Weldon	REP	69	100.00%
Write-in Votes		0	0.00%

REP FT Road Commission		REP Total	
Number of Precincts		1	
Precincts Reporting		1	100.0 %
Times Counted		125/614	20.4 %
Total Votes		124	
David Brandt	REP	28	22.58%
Bob Chadwick	REP	37	29.84%
Henry Ginop	REP	32	25.81%
Larry Wood	REP	27	21.77%
Write-in Votes		0	0.00%

REP PT Road Commission		REP Total	
Number of Precincts		1	
Precincts Reporting		1	100.0 %
Times Counted		125/614	20.4 %
Total Votes		67	
David D. Brown	REP	67	100.00%
Write-in Votes		0	0.00%

REP Drain Commissioner		REP Total	
Number of Precincts		1	
Precincts Reporting		1	100.0 %
Times Counted		125/614	20.4 %
Total Votes		67	
Cam Cavitt	REP	67	100.00%
Write-in Votes		0	0.00%

REP County Surveyor		REP Total	
Number of Precincts		1	
Precincts Reporting		1	100.0 %
Times Counted		125/614	20.4 %
Total Votes		68	
James H. Granger	REP	68	100.00%
Write-in Votes		0	0.00%

Election Summary Report
Cheboygan County, MI
2016 General Primary
Summary For Wilmot Township, Precinct 1, All Counters, All Races
OFFICIAL

Registered Voters 614 - Cards Cast 125 20.36%

Num. Report Precinct 1 - Num. Reporting 1 100.00%

REP D7 Commissioner		REP Total	
Number of Precincts		1	
Precincts Reporting		1	100.0 %
Times Counted		125/614	20.4 %
Total Votes		68	
Robert R. Bolinger	REP	67	98.53%
Write-in Votes		1	1.47%

REP Wilmot Delegate		REP Total	
Number of Precincts		1	
Precincts Reporting		1	100.0 %
Times Counted		125/614	20.4 %
Total Votes		75	
Patrick M. Allor	REP	75	100.00%
Write-in Votes		0	0.00%

REP Wilmot Supervisor		REP Total	
Number of Precincts		1	
Precincts Reporting		1	100.0 %
Times Counted		125/614	20.4 %
Total Votes		75	
Tony Olson	REP	75	100.00%
Write-in Votes		0	0.00%

DEM D1 Congress		DEM Total	
Number of Precincts		1	
Precincts Reporting		1	100.0 %
Times Counted		125/614	20.4 %
Total Votes		19	
Jerry Cannon	DEM	7	36.84%
Lon Johnson	DEM	12	63.16%
Write-in Votes		0	0.00%

REP Wilmot Clerk		REP Total	
Number of Precincts		1	
Precincts Reporting		1	100.0 %
Times Counted		125/614	20.4 %
Total Votes		94	
P. P. Bachelder	REP	29	30.85%
Cary Ford	REP	65	69.15%
Write-in Votes		0	0.00%

DEM D106 Representative		DEM Total	
Number of Precincts		1	
Precincts Reporting		1	100.0 %
Times Counted		125/614	20.4 %
Total Votes		19	
Robert Kennedy	DEM	14	73.68%
Erin Kieliszewski	DEM	5	26.32%
Write-in Votes		0	0.00%

REP Wilmot Treasurer		REP Total	
Number of Precincts		1	
Precincts Reporting		1	100.0 %
Times Counted		125/614	20.4 %
Total Votes		72	
Shirley A. Ashley	REP	71	98.61%
Write-in Votes		1	1.39%

DEM Prosecuting Attorney		DEM Total	
Number of Precincts		1	
Precincts Reporting		1	100.0 %
Times Counted		125/614	20.4 %
Total Votes		19	
Daryl Vizina	DEM	19	100.00%
Write-in Votes		0	0.00%

REP Wilmot Trustee		REP Total	
Number of Precincts		1	
Precincts Reporting		1	100.0 %
Times Counted		125/614	20.4 %
Total Votes		116	
Ralph Dubey	REP	64	55.17%
Brenda Sharp	REP	52	44.83%
Write-in Votes		0	0.00%

DEM County Sheriff		DEM Total	
Number of Precincts		1	
Precincts Reporting		1	100.0 %
Times Counted		125/614	20.4 %
Total Votes		0	
Write-in Votes		0	N/A

Election Summary Report
Cheboygan County, MI
2016 General Primary
Summary For Wilmot Township, Precinct 1, All Counters, All Races
OFFICIAL

Registered Voters 614 - Cards Cast 125 20.36%

Num. Report Precinct 1 - Num. Reporting 1 100.00%

DEM Clerk-Register of Deeds		DEM Total	
Number of Precincts		1	
Precincts Reporting		1	100.0 %
Times Counted		125/614	20.4 %
Total Votes		17	
Amber L. Libby	DEM	17	100.00%
Write-in Votes		0	0.00%

DEM D7 Commissioner		DEM Total	
Number of Precincts		1	
Precincts Reporting		1	100.0 %
Times Counted		125/614	20.4 %
Total Votes		18	
Kathleen LaPeer	DEM	12	66.67%
Brian Veihl	DEM	6	33.33%
Write-in Votes		0	0.00%

DEM County Treasurer		DEM Total	
Number of Precincts		1	
Precincts Reporting		1	100.0 %
Times Counted		125/614	20.4 %
Total Votes		0	
Write-in Votes		0	N/A

DEM Wilmot Supervisor		DEM Total	
Number of Precincts		1	
Precincts Reporting		1	100.0 %
Times Counted		125/614	20.4 %
Total Votes		0	
Write-in Votes		0	N/A

DEM FT Road Commission		DEM Total	
Number of Precincts		1	
Precincts Reporting		1	100.0 %
Times Counted		125/614	20.4 %
Total Votes		18	
Michael J. Donovan	DEM	18	100.00%
Write-in Votes		0	0.00%

DEM Wilmot Clerk		DEM Total	
Number of Precincts		1	
Precincts Reporting		1	100.0 %
Times Counted		125/614	20.4 %
Total Votes		0	
Write-in Votes		0	N/A

DEM PT Road Commission		DEM Total	
Number of Precincts		1	
Precincts Reporting		1	100.0 %
Times Counted		125/614	20.4 %
Total Votes		19	
Joe LaHaie	DEM	19	100.00%
Write-in Votes		0	0.00%

DEM Wilmot Treasurer		DEM Total	
Number of Precincts		1	
Precincts Reporting		1	100.0 %
Times Counted		125/614	20.4 %
Total Votes		16	
Tierney Farhat	DEM	16	100.00%
Write-in Votes		0	0.00%

DEM Drain Commissioner		DEM Total	
Number of Precincts		1	
Precincts Reporting		1	100.0 %
Times Counted		125/614	20.4 %
Total Votes		19	
Roger Gauthier	DEM	18	94.74%
Write-in Votes		1	5.26%

DEM Wilmot Trustee		DEM Total	
Number of Precincts		1	
Precincts Reporting		1	100.0 %
Times Counted		125/614	20.4 %
Total Votes		18	
James A. Northrop Jr	DEM	18	100.00%
Write-in Votes		0	0.00%

DEM Surveyor		DEM Total	
Number of Precincts		1	
Precincts Reporting		1	100.0 %
Times Counted		125/614	20.4 %
Total Votes		0	
Write-in Votes		0	N/A

DEM Wilmot Delegate		DEM Total	
Number of Precincts		1	
Precincts Reporting		1	100.0 %
Times Counted		125/614	20.4 %
Total Votes		1	
Write-in Votes		1	100.00%

Election Summary Report
Cheboygan County, MI
2016 General Primary
Summary For Wilmot Township, Precinct 1, All Counters, All Races
OFFICIAL

Registered Voters 614 - Cards Cast 125 20.36%

Num. Report Precinct 1 - Num. Reporting 1 100.00%

County Tax Lim Prop

	Total	
Number of Precincts	1	
Precincts Reporting	1	100.0 %
Times Counted	125/614	20.4 %
Total Votes	95	
YES	43	45.26%
NO	52	54.74%

Vanderbilt Sch Prop

	Total	
Number of Precincts	1	
Precincts Reporting	1	100.0 %
Times Counted	10/37	27.0 %
Total Votes	9	
YES	5	55.56%
NO	4	44.44%

Election Summary Report
Cheboygan County, MI
2016 General Primary
Summary For City of Cheboygan, Precinct 1, All Counters, All Races
OFFICIAL

Registered Voters 317 - Cards Cast 45 14.20%

Num. Report Precinct 1 - Num. Reporting 1 100.00%

REP D1 Congress		REP Total	
Number of Precincts		1	
Precincts Reporting		1	100.0 %
Times Counted		45/317	14.2 %
Total Votes		35	
Jason Allen	REP	16	45.71%
Jack Bergman	REP	9	25.71%
Tom Casperson	REP	10	28.57%
Write-in Votes		0	0.00%

REP D107 Representative		REP Total	
Number of Precincts		1	
Precincts Reporting		1	100.0 %
Times Counted		45/317	14.2 %
Total Votes		35	
Lee Chatfield	REP	34	97.14%
Kathy Twardy	REP	1	2.86%
Write-in Votes		0	0.00%

REP Prosecuting Attorney		REP Total	
Number of Precincts		1	
Precincts Reporting		1	100.0 %
Times Counted		45/317	14.2 %
Total Votes		6	
Write-in Votes		6	100.00%

REP Sheriff		REP Total	
Number of Precincts		1	
Precincts Reporting		1	100.0 %
Times Counted		45/317	14.2 %
Total Votes		33	
Dale V. Clarmont	REP	33	100.00%
Write-in Votes		0	0.00%

REP Clerk Register of Deeds		REP Total	
Number of Precincts		1	
Precincts Reporting		1	100.0 %
Times Counted		45/317	14.2 %
Total Votes		30	
Karen Brewster	REP	30	100.00%
Write-in Votes		0	0.00%

REP County Treasurer		REP Total	
Number of Precincts		1	
Precincts Reporting		1	100.0 %
Times Counted		45/317	14.2 %
Total Votes		30	
Buffy Jo Weldon	REP	30	100.00%
Write-in Votes		0	0.00%

REP FT Road Commission		REP Total	
Number of Precincts		1	
Precincts Reporting		1	100.0 %
Times Counted		45/317	14.2 %
Total Votes		56	
David Brandt	REP	16	28.57%
Bob Chadwick	REP	10	17.86%
Henry Ginop	REP	16	28.57%
Larry Wood	REP	14	25.00%
Write-in Votes		0	0.00%

REP PT Road Commission		REP Total	
Number of Precincts		1	
Precincts Reporting		1	100.0 %
Times Counted		45/317	14.2 %
Total Votes		32	
David D. Brown	REP	32	100.00%
Write-in Votes		0	0.00%

REP Drain Commissioner		REP Total	
Number of Precincts		1	
Precincts Reporting		1	100.0 %
Times Counted		45/317	14.2 %
Total Votes		29	
Cam Cavitt	REP	29	100.00%
Write-in Votes		0	0.00%

REP County Surveyor		REP Total	
Number of Precincts		1	
Precincts Reporting		1	100.0 %
Times Counted		45/317	14.2 %
Total Votes		31	
James H. Granger	REP	31	100.00%
Write-in Votes		0	0.00%

Election Summary Report
Cheboygan County, MI
2016 General Primary
Summary For City of Cheboygan, Precinct 1, All Counters, All Races
OFFICIAL

Registered Voters 317 - Cards Cast 45 14.20%

Num. Report Precinct 1 - Num. Reporting 1 100.00%

REP D1 Commissioner		REP Total	
Number of Precincts		1	
Precincts Reporting		1	100.0 %
Times Counted		45/317	14.2 %
Total Votes		30	
Chris Brown	REP	30	100.00%
Write-in Votes		0	0.00%

REP C-Cheboygan 1 Delegate		REP Total	
Number of Precincts		1	
Precincts Reporting		1	100.0 %
Times Counted		45/317	14.2 %
Total Votes		29	
Ned O. Workman	REP	29	100.00%
Write-in Votes		0	0.00%

DEM D1 Congress		DEM Total	
Number of Precincts		1	
Precincts Reporting		1	100.0 %
Times Counted		45/317	14.2 %
Total Votes		7	
Jerry Cannon	DEM	6	85.71%
Lon Johnson	DEM	1	14.29%
Write-in Votes		0	0.00%

DEM D107 Representative		DEM Total	
Number of Precincts		1	
Precincts Reporting		1	100.0 %
Times Counted		45/317	14.2 %
Total Votes		7	
Phil Bellfy	DEM	7	100.00%
Write-in Votes		0	0.00%

DEM Prosecuting Attorney		DEM Total	
Number of Precincts		1	
Precincts Reporting		1	100.0 %
Times Counted		45/317	14.2 %
Total Votes		7	
Daryl Vizina	DEM	7	100.00%
Write-in Votes		0	0.00%

DEM County Sheriff		DEM Total	
Number of Precincts		1	
Precincts Reporting		1	100.0 %
Times Counted		45/317	14.2 %
Total Votes		1	
Write-in Votes		1	100.00%

DEM Clerk-Register of Deeds		DEM Total	
Number of Precincts		1	
Precincts Reporting		1	100.0 %
Times Counted		45/317	14.2 %
Total Votes		7	
Amber L. Libby	DEM	6	85.71%
Write-in Votes		1	14.29%

DEM County Treasurer		DEM Total	
Number of Precincts		1	
Precincts Reporting		1	100.0 %
Times Counted		45/317	14.2 %
Total Votes		1	
Write-in Votes		1	100.00%

DEM FT Road Commission		DEM Total	
Number of Precincts		1	
Precincts Reporting		1	100.0 %
Times Counted		45/317	14.2 %
Total Votes		7	
Michael J. Donovan	DEM	6	85.71%
Write-in Votes		1	14.29%

DEM PT Road Commission		DEM Total	
Number of Precincts		1	
Precincts Reporting		1	100.0 %
Times Counted		45/317	14.2 %
Total Votes		7	
Joe LaHaie	DEM	7	100.00%
Write-in Votes		0	0.00%

DEM Drain Commissioner		DEM Total	
Number of Precincts		1	
Precincts Reporting		1	100.0 %
Times Counted		45/317	14.2 %
Total Votes		7	
Roger Gauthier	DEM	7	100.00%
Write-in Votes		0	0.00%

Election Summary Report
Cheboygan County, MI
2016 General Primary
Summary For City of Cheboygan, Precinct 1, All Counters, All Races
OFFICIAL

Registered Voters 317 - Cards Cast 45 14.20%

Num. Report Precinct 1 - Num. Reporting 1 100.00%

DEM Surveyor	DEM		
		Total	
Number of Precincts		1	
Precincts Reporting		1	100.0 %
Times Counted		45/317	14.2 %
Total Votes		1	
Write-in Votes		1	100.00%

DEM D1 Commissioner	DEM		
		Total	
Number of Precincts		1	
Precincts Reporting		1	100.0 %
Times Counted		45/317	14.2 %
Total Votes		7	
Vincent Lumetta	DEM	7	100.00%
Write-in Votes		0	0.00%

DEM C-Cheboygan 1 Delegate	DEM		
		Total	
Number of Precincts		1	
Precincts Reporting		1	100.0 %
Times Counted		45/317	14.2 %
Total Votes		1	
Write-in Votes		1	100.00%

County Tax Lim Prop			
		Total	
Number of Precincts		1	
Precincts Reporting		1	100.0 %
Times Counted		45/317	14.2 %
Total Votes		41	
YES		19	46.34%
NO		22	53.66%

Cheboy Library Prop			
		Total	
Number of Precincts		1	
Precincts Reporting		1	100.0 %
Times Counted		45/317	14.2 %
Total Votes		41	
YES		13	31.71%
NO		28	68.29%

Election Summary Report
Cheboygan County, MI
2016 General Primary
Summary For City of Cheboygan, Precinct 2, All Counters, All Races
OFFICIAL

Registered Voters 2745 - Cards Cast 342 12.46%

Num. Report Precinct 1 - Num. Reporting 1 100.00%

REP D1 Congress		REP Total	
Number of Precincts		1	
Precincts Reporting		1	100.0 %
Times Counted		342/2745	12.5 %
Total Votes		225	
Jason Allen	REP	95	42.22%
Jack Bergman	REP	100	44.44%
Tom Casperson	REP	29	12.89%
Write-in Votes		1	0.44%

REP D107 Representative		REP Total	
Number of Precincts		1	
Precincts Reporting		1	100.0 %
Times Counted		342/2745	12.5 %
Total Votes		224	
Lee Chatfield	REP	183	81.70%
Kathy Twardy	REP	41	18.30%
Write-in Votes		0	0.00%

REP Prosecuting Attorney		REP Total	
Number of Precincts		1	
Precincts Reporting		1	100.0 %
Times Counted		342/2745	12.5 %
Total Votes		23	
Write-in Votes		23	100.00%

REP Sheriff		REP Total	
Number of Precincts		1	
Precincts Reporting		1	100.0 %
Times Counted		342/2745	12.5 %
Total Votes		200	
Dale V. Clarmont	REP	197	98.50%
Write-in Votes		3	1.50%

REP Clerk Register of Deeds		REP Total	
Number of Precincts		1	
Precincts Reporting		1	100.0 %
Times Counted		342/2745	12.5 %
Total Votes		179	
Karen Brewster	REP	178	99.44%
Write-in Votes		1	0.56%

REP County Treasurer		REP Total	
Number of Precincts		1	
Precincts Reporting		1	100.0 %
Times Counted		342/2745	12.5 %
Total Votes		168	
Buffy Jo Weldon	REP	165	98.21%
Write-in Votes		3	1.79%

REP FT Road Commission		REP Total	
Number of Precincts		1	
Precincts Reporting		1	100.0 %
Times Counted		342/2745	12.5 %
Total Votes		358	
David Brandt	REP	122	34.08%
Bob Chadwick	REP	52	14.53%
Henry Ginop	REP	119	33.24%
Larry Wood	REP	63	17.60%
Write-in Votes		2	0.56%

REP PT Road Commission		REP Total	
Number of Precincts		1	
Precincts Reporting		1	100.0 %
Times Counted		342/2745	12.5 %
Total Votes		183	
David D. Brown	REP	179	97.81%
Write-in Votes		4	2.19%

REP Drain Commissioner		REP Total	
Number of Precincts		1	
Precincts Reporting		1	100.0 %
Times Counted		342/2745	12.5 %
Total Votes		181	
Cam Cavitt	REP	178	98.34%
Write-in Votes		3	1.66%

REP County Surveyor		REP Total	
Number of Precincts		1	
Precincts Reporting		1	100.0 %
Times Counted		342/2745	12.5 %
Total Votes		191	
James H. Granger	REP	188	98.43%
Write-in Votes		3	1.57%

Election Summary Report
Cheboygan County, MI
2016 General Primary
Summary For City of Cheboygan, Precinct 2, All Counters, All Races
OFFICIAL

Registered Voters 2745 - Cards Cast 342 12.46%

Num. Report Precinct 1 - Num. Reporting 1 100.00%

REP D2 Commissioner		REP Total	
Number of Precincts		1	
Precincts Reporting		1	100.0 %
Times Counted		342/2745	12.5 %
Total Votes		160	
Richard Sangster	REP	155	96.88%
Write-in Votes		5	3.13%

REP C-Cheboygan 2 Delegate		REP Total	
Number of Precincts		1	
Precincts Reporting		1	100.0 %
Times Counted		342/2745	12.5 %
Total Votes		166	
Cynthia Curtis	REP	161	96.99%
Write-in Votes		5	3.01%

DEM D1 Congress		DEM Total	
Number of Precincts		1	
Precincts Reporting		1	100.0 %
Times Counted		342/2745	12.5 %
Total Votes		95	
Jerry Cannon	DEM	24	25.26%
Lon Johnson	DEM	71	74.74%
Write-in Votes		0	0.00%

DEM D107 Representative		DEM Total	
Number of Precincts		1	
Precincts Reporting		1	100.0 %
Times Counted		342/2745	12.5 %
Total Votes		84	
Phil Bellfy	DEM	84	100.00%
Write-in Votes		0	0.00%

DEM Prosecuting Attorney		DEM Total	
Number of Precincts		1	
Precincts Reporting		1	100.0 %
Times Counted		342/2745	12.5 %
Total Votes		93	
Daryl Vizina	DEM	91	97.85%
Write-in Votes		2	2.15%

DEM County Sheriff		DEM Total	
Number of Precincts		1	
Precincts Reporting		1	100.0 %
Times Counted		342/2745	12.5 %
Total Votes		7	
Write-in Votes		7	100.00%

DEM Clerk-Register of Deeds		DEM Total	
Number of Precincts		1	
Precincts Reporting		1	100.0 %
Times Counted		342/2745	12.5 %
Total Votes		94	
Amber L. Libby	DEM	94	100.00%
Write-in Votes		0	0.00%

DEM County Treasurer		DEM Total	
Number of Precincts		1	
Precincts Reporting		1	100.0 %
Times Counted		342/2745	12.5 %
Total Votes		5	
Write-in Votes		5	100.00%

DEM FT Road Commission		DEM Total	
Number of Precincts		1	
Precincts Reporting		1	100.0 %
Times Counted		342/2745	12.5 %
Total Votes		90	
Michael J. Donovan	DEM	90	100.00%
Write-in Votes		0	0.00%

DEM PT Road Commission		DEM Total	
Number of Precincts		1	
Precincts Reporting		1	100.0 %
Times Counted		342/2745	12.5 %
Total Votes		91	
Joe LaHaie	DEM	91	100.00%
Write-in Votes		0	0.00%

DEM Drain Commissioner		DEM Total	
Number of Precincts		1	
Precincts Reporting		1	100.0 %
Times Counted		342/2745	12.5 %
Total Votes		90	
Roger Gauthier	DEM	90	100.00%
Write-in Votes		0	0.00%

Election Summary Report
Cheboygan County, MI
2016 General Primary
Summary For City of Cheboygan, Precinct 2, All Counters, All Races
OFFICIAL

Registered Voters 2745 - Cards Cast 342 12.46%

Num. Report Precinct 1 - Num. Reporting 1 100.00%

DEM Surveyor	DEM		
		Total	
Number of Precincts		1	
Precincts Reporting		1	100.0 %
Times Counted		342/2745	12.5 %
Total Votes		6	
Write-in Votes		6	100.00%

DEM D2 Commissioner	DEM		
		Total	
Number of Precincts		1	
Precincts Reporting		1	100.0 %
Times Counted		342/2745	12.5 %
Total Votes		92	
Bruce Gauthier	DEM	92	100.00%
Write-in Votes		0	0.00%

DEM C-Cheboygan 2 Delegate	DEM		
		Total	
Number of Precincts		1	
Precincts Reporting		1	100.0 %
Times Counted		342/2745	12.5 %
Total Votes		6	
Write-in Votes		6	100.00%

County Tax Lim Prop			
		Total	
Number of Precincts		1	
Precincts Reporting		1	100.0 %
Times Counted		342/2745	12.5 %
Total Votes		285	
YES		147	51.58%
NO		138	48.42%

Cheboy Library Prop			
		Total	
Number of Precincts		1	
Precincts Reporting		1	100.0 %
Times Counted		342/2745	12.5 %
Total Votes		298	
YES		146	48.99%
NO		152	51.01%

Election Summary Report
Cheboygan County, MI
2016 General Primary
Summary For City of Cheboygan, Precinct 3, All Counters, All Races
OFFICIAL

Registered Voters 382 - Cards Cast 65 17.02%

Num. Report Precinct 1 - Num. Reporting 1 100.00%

REP D1 Congress		REP Total	
Number of Precincts		1	
Precincts Reporting		1	100.0 %
Times Counted		65/382	17.0 %
Total Votes		42	
Jason Allen	REP	18	42.86%
Jack Bergman	REP	19	45.24%
Tom Casperson	REP	5	11.90%
Write-in Votes		0	0.00%

REP D107 Representative		REP Total	
Number of Precincts		1	
Precincts Reporting		1	100.0 %
Times Counted		65/382	17.0 %
Total Votes		43	
Lee Chatfield	REP	40	93.02%
Kathy Twardy	REP	3	6.98%
Write-in Votes		0	0.00%

REP Prosecuting Attorney		REP Total	
Number of Precincts		1	
Precincts Reporting		1	100.0 %
Times Counted		65/382	17.0 %
Total Votes		2	
Write-in Votes		2	100.00%

REP Sheriff		REP Total	
Number of Precincts		1	
Precincts Reporting		1	100.0 %
Times Counted		65/382	17.0 %
Total Votes		38	
Dale V. Clarmont	REP	37	97.37%
Write-in Votes		1	2.63%

REP Clerk Register of Deeds		REP Total	
Number of Precincts		1	
Precincts Reporting		1	100.0 %
Times Counted		65/382	17.0 %
Total Votes		38	
Karen Brewster	REP	38	100.00%
Write-in Votes		0	0.00%

REP County Treasurer		REP Total	
Number of Precincts		1	
Precincts Reporting		1	100.0 %
Times Counted		65/382	17.0 %
Total Votes		37	
Buffy Jo Weldon	REP	37	100.00%
Write-in Votes		0	0.00%

REP FT Road Commission		REP Total	
Number of Precincts		1	
Precincts Reporting		1	100.0 %
Times Counted		65/382	17.0 %
Total Votes		75	
David Brandt	REP	29	38.67%
Bob Chadwick	REP	11	14.67%
Henry Ginop	REP	18	24.00%
Larry Wood	REP	17	22.67%
Write-in Votes		0	0.00%

REP PT Road Commission		REP Total	
Number of Precincts		1	
Precincts Reporting		1	100.0 %
Times Counted		65/382	17.0 %
Total Votes		38	
David D. Brown	REP	38	100.00%
Write-in Votes		0	0.00%

REP Drain Commissioner		REP Total	
Number of Precincts		1	
Precincts Reporting		1	100.0 %
Times Counted		65/382	17.0 %
Total Votes		37	
Cam Cavitt	REP	37	100.00%
Write-in Votes		0	0.00%

REP County Surveyor		REP Total	
Number of Precincts		1	
Precincts Reporting		1	100.0 %
Times Counted		65/382	17.0 %
Total Votes		39	
James H. Granger	REP	38	97.44%
Write-in Votes		1	2.56%

Election Summary Report
Cheboygan County, MI
2016 General Primary
Summary For City of Cheboygan, Precinct 3, All Counters, All Races
OFFICIAL

Registered Voters 382 - Cards Cast 65 17.02%

Num. Report Precinct 1 - Num. Reporting 1 100.00%

REP D3 Commissioner	REP	Total	
Number of Precincts		1	
Precincts Reporting		1	100.0 %
Times Counted		65/382	17.0 %
Total Votes		33	
Michael D. Newman	REP	33	100.00%
Write-in Votes		0	0.00%

REP C-Cheboygan 3 Delegate	REP	Total	
Number of Precincts		1	
Precincts Reporting		1	100.0 %
Times Counted		65/382	17.0 %
Total Votes		31	
Roger J. Kopernik	REP	31	100.00%
Write-in Votes		0	0.00%

DEM D1 Congress	DEM	Total	
Number of Precincts		1	
Precincts Reporting		1	100.0 %
Times Counted		65/382	17.0 %
Total Votes		13	
Jerry Cannon	DEM	4	30.77%
Lon Johnson	DEM	9	69.23%
Write-in Votes		0	0.00%

DEM D107 Representative	DEM	Total	
Number of Precincts		1	
Precincts Reporting		1	100.0 %
Times Counted		65/382	17.0 %
Total Votes		13	
Phil Bellfy	DEM	13	100.00%
Write-in Votes		0	0.00%

DEM Prosecuting Attorney	DEM	Total	
Number of Precincts		1	
Precincts Reporting		1	100.0 %
Times Counted		65/382	17.0 %
Total Votes		13	
Daryl Vizina	DEM	13	100.00%
Write-in Votes		0	0.00%

DEM County Sheriff	DEM	Total	
Number of Precincts		1	
Precincts Reporting		1	100.0 %
Times Counted		65/382	17.0 %
Total Votes		4	
Write-in Votes		4	100.00%

DEM Clerk-Register of Deeds	DEM	Total	
Number of Precincts		1	
Precincts Reporting		1	100.0 %
Times Counted		65/382	17.0 %
Total Votes		13	
Amber L. Libby	DEM	13	100.00%
Write-in Votes		0	0.00%

DEM County Treasurer	DEM	Total	
Number of Precincts		1	
Precincts Reporting		1	100.0 %
Times Counted		65/382	17.0 %
Total Votes		5	
Write-in Votes		5	100.00%

DEM FT Road Commission	DEM	Total	
Number of Precincts		1	
Precincts Reporting		1	100.0 %
Times Counted		65/382	17.0 %
Total Votes		13	
Michael J. Donovan	DEM	13	100.00%
Write-in Votes		0	0.00%

DEM PT Road Commission	DEM	Total	
Number of Precincts		1	
Precincts Reporting		1	100.0 %
Times Counted		65/382	17.0 %
Total Votes		13	
Joe LaHaie	DEM	13	100.00%
Write-in Votes		0	0.00%

DEM Drain Commissioner	DEM	Total	
Number of Precincts		1	
Precincts Reporting		1	100.0 %
Times Counted		65/382	17.0 %
Total Votes		13	
Roger Gauthier	DEM	13	100.00%
Write-in Votes		0	0.00%

Election Summary Report
Cheboygan County, MI
2016 General Primary
Summary For City of Cheboygan, Precinct 3, All Counters, All Races
OFFICIAL

Registered Voters 382 - Cards Cast 65 17.02%

Num. Report Precinct 1 - Num. Reporting 1 100.00%

DEM Surveyor	DEM		
		Total	
Number of Precincts		1	
Precincts Reporting		1	100.0 %
Times Counted		65/382	17.0 %
Total Votes		5	
Write-in Votes		5	100.00%

DEM D3 Commissioner	DEM		
		Total	
Number of Precincts		1	
Precincts Reporting		1	100.0 %
Times Counted		65/382	17.0 %
Total Votes		12	
Rob Ross	DEM	12	100.00%
Write-in Votes		0	0.00%

DEM C-Cheboygan 3 Delegate	DEM		
		Total	
Number of Precincts		1	
Precincts Reporting		1	100.0 %
Times Counted		65/382	17.0 %
Total Votes		6	
Write-in Votes		6	100.00%

County Tax Lim Prop			
		Total	
Number of Precincts		1	
Precincts Reporting		1	100.0 %
Times Counted		65/382	17.0 %
Total Votes		52	
YES		23	44.23%
NO		29	55.77%

Cheboy Library Prop			
		Total	
Number of Precincts		1	
Precincts Reporting		1	100.0 %
Times Counted		65/382	17.0 %
Total Votes		53	
YES		24	45.28%
NO		29	54.72%

CERTIFICATE OF DETERMINATION

STATE OF MICHIGAN)
)ss.
COUNTY OF CHEBOYGAN)

The Board of Canvassers of the County of Cheboygan having ascertained and canvassed the votes at the Primary Election, held on Tuesday, the 2nd day of August, 2016.

Do Hereby Certify and Determine:

That **Charles Maziasz** having received the largest number of votes is nominated candidate by the **Republican Party** for the office of **Aloha Township Supervisor.**

That **Barbara Hall** having received the largest number of votes is nominated candidate by the **Republican Party** for the office of **Aloha Township Clerk.**

That **Charles Veneros** having received the largest number of votes is nominated candidate by the **Republican Party** for the office of **Aloha Township Treasurer.**

That **Steve Crusoe & Scott L. Eno** having received the largest number of votes is nominated candidate by the **Republican Party** for the office of **Aloha Township Trustee.**

That **Larry Charboneau** having received the largest number of votes is nominated candidates by the **Democratic Party** for the office of **Aloha Township Trustee.**

That **Marcia A. Rocheleau** having received the largest number of votes is nominated candidate by the **Republican Party** for the office of **Beaugrand Township Supervisor.**

That **Linda J. Rogers** having received the largest number of votes is nominated candidate by the **Democratic Party** for the office of **Beaugrand Township Supervisor.**

That **Terri Sarrault** having received the largest number of votes is nominated candidate by the **Republican Party** for the office of **Beaugrand Township Clerk.**

That **Robin Westfall** having received the largest number of votes is nominated candidate by the **Republican Party** for the office of **Beaugrand Township Treasurer.**

That **Edward Barr & John Wanke** having received the largest number of votes is nominated candidate by the **Republican Party** for the office of **Beaugrand Township Trustee.**

That **Robert Socha** having received the largest number of votes is nominated candidate by the **Republican Party** for the office **Beaugrand Township Constable.**

That **Andrew Archambo** having received the largest number of votes is nominated candidate by the **Republican Party** for the office of **Benton Township Supervisor.**

That **Jayne Wixson-Passeno** having received the largest number of votes is nominated candidate by the **Republican Party** for the office of **Benton Township Clerk.**

That **Samuel Bohl** having received the largest number of votes is nominated candidate by the **Democratic Party** for the office of **Benton Township Clerk.**

That **Ann M. Couture** having received the largest number of votes is nominated candidate by the **Republican Party** for the office of **Benton Township Treasurer.**

That **Charles A. Beckwith & Michael Charboneau** having received the largest number of votes is nominated candidate by the **Republican Party** for the office of **Benton Township Trustee.**

That **Gretchen Charboneau** having received the largest number of votes is nominated candidate by the **Democratic Party** for the office of **Benton Township Trustee.**

That **Timothy Fenlon** having received the largest number of votes is nominated candidate by the **Republican Party** for the office **Benton Township Constable.**

That **Harold Koviak** having received the largest number of votes is nominated candidate by the **Republican Party** for the office of **Burt Township Supervisor.**

That **Donna McDougall** having received the largest number of votes is nominated candidate by the **Republican Party** for the office of **Burt Township Clerk.**

That **Shirley A. Reimann** having received the largest number of votes is nominated candidate by the **Republican Party** for the office of **Burt Township Treasurer.**

That **Eugene Hodulik & Kathryn Parker** having received the largest number of votes are nominated candidates by the **Republican Party** for the office of **Burt Township Trustee.**

That **no candidates** filed on neither the **Republican Party or Democratic Party** for the office **Burt Township Constable.**

That **Jim LaPeer** having received the largest number of votes is nominated candidate by the **Democratic Party** for the office of **Ellis Township Supervisor.**

That **Sheryl Hiliker** having received the largest number of votes is nominated candidate by the **Democratic Party** for the office of **Ellis Township Clerk.**

That **Carolyn Taglauer** having received the largest number of votes is nominated candidate by the **Republican Party** for the office of **Ellis Township Treasurer.**

That **Adam G. Taglauer** having received the largest number of votes is nominated candidate by the **Republican Party** for the office of **Ellis Township Trustee.**

That **Charles Beebe** having received the largest number of votes is nominated candidate by the **Democratic Party** for the office of **Ellis Township Trustee.**

That **Tim Paulus** having received the largest number of votes is nominated candidate by the **Republican Party** for the office of **Forest Township Supervisor.**

That **Melinda Hambleton** having received the largest number of votes is nominated candidate by the **Republican Party** for the office of **Forest Township Clerk.**

That **Judith Church** having received the largest number of votes is nominated candidate by the **Democratic Party** for the office of **Forest Township Clerk.**

That **Judy A. Stevens** having received the largest number of votes is nominated candidate by the **Republican Party** for the office of **Forest Township Treasurer.**

That **Pam Crowe & Dawn Fenstermaker** having received the largest number of votes are nominated candidates by the **Republican Party** for the office of **Forest Township Trustee.**

That **Marlene A. Hopkins** having received the largest number of votes are nominated candidates by the **Democratic Party** for the office of **Forest Township Trustee.**

That **Duane Buzzell** having received the largest number of votes is nominated candidate by the **Democratic Party** for the office of **Forest Township Constable.**

That **C. Gil Archambo** having received the largest number of votes is nominated candidate by the **Democratic Party** for the office of **Grant Township Supervisor.**

That **Judi Chimner** having received the largest number of votes is nominated candidate by the **Democratic Party** for the office of **Grant Township Clerk.**

That **Rachel G. Vallance** having received the largest number of votes is nominated candidate by the **Republican Party** for the office of **Grant Township Treasurer.**

That **Diane Heythaler** having received the largest number of votes is nominated candidate by the **Republican Party** for the office of **Grant Township Constable.**

That **Eric A. Boyd & Elyn Kallio** having received the largest number of votes are nominated candidates by the **Democratic Party** for the office of **Grant Township Constable.**

That **Doug Hempenstall** having received the largest number of votes are nominated candidates by the **Democrat Party** for the office of **Grant Township Constable.**

That **Charles E. Ostwald** having received the largest number of votes is nominated candidate by the **Democratic Party** for the office of **Hebron Township Supervisor.**

That **Gary Douglas** having received the largest number of votes is nominated candidate by the **Democratic Party** for the office of **Hebron Township Clerk.**

That **John Douglas** having received the largest number of votes is nominated candidate by the **Republican Party** for the office of **Hebron Township Treasurer.**

That **Judith A. Ostwald & Lisa J. Wheelock** having received the largest number of votes are nominated candidates by the **Democratic Party** for the office of **Hebron Township Trustee.**

That **Ronald J. Neuman** having received the largest number of votes is nominated candidate by the **Republican Party** for the office of **Inverness Township Supervisor.**

That **Jean L. Beethem** having received the largest number of votes is nominated candidate by the **Republican Party** for the office of **Inverness Township Clerk.**

That **Kathy Spray** having received the largest number of votes is nominated candidate by the **Republican Party** for the office of **Inverness Township Treasurer.**

That **Bernard J. Schramm** having received the largest number of votes are nominated candidates by the **Republican Party** for the office of **Inverness Township Trustee.**

That **Tim Borowicz** having received the largest number of votes is nominated candidate by the **Democratic Party** for the office of **Inverness Township Trustee.**

That **Roderick V. Jones III** having received the largest number of votes is nominated candidate by the **Republican Party** for the office **Inverness Township Constable.**

That **Richard Jankoviak** having received the largest number of votes is nominated candidate by the **Democratic Party** for the office of **Inverness Township Constable.**

That **Russell Crawford** having received the largest number of votes is nominated candidate by the **Republican Party** for the office of **Koehler Township Supervisor.**

That **Cheryl L. Procknow** having received the largest number of votes is nominated candidate by the **Republican Party** for the office of **Koehler Township Clerk.**

That **Helen Zimmer** having received the largest number of votes is nominated candidate by the **Republican Party** for the office of **Koehler Township Treasurer.**

That **Frank Cribb & Richard Knight** having received the largest number of votes are nominated candidates by the **Republican Party** for the office of **Koehler Township Trustee.**

That **Glenn E. Crisp** as a result of the draw for the 2-way tie is nominated candidate by the **Republican Party** for the office of **Mackinaw Township Supervisor.**

That **Maria Munns** having received the largest number of votes is nominated candidate by the **Republican Party** for the office of **Mackinaw Township Clerk.**

That **Donna Falor** having received the largest number of votes is nominated candidate by the **Republican Party** for the office of **Mackinaw Township Treasurer.**

That **Charles Chuck Brew & Deborah L. Closs** having received the largest number of votes are nominated candidates- by the **Republican Party** for the office of **Mackinaw Township Trustee.**

That **Pete Canistra** having received the largest number of votes is nominated candidate by the **Republican Party** for the office of **Mentor Township Supervisor.**

That **Denise I. Leese** having received the largest number of votes is nominated candidate by the **Republican Party** for the office of **Mentor Township Clerk.**

That **Kathy L. Mattson** having received the largest number of votes is nominated candidate by the **Republican Party** for the office of **Mentor Township Treasurer.**

That **Wendy Courneya & Timothy M. Torrice** having received the largest number of votes are nominated candidates by the **Republican Party** for the office of **Mentor Township Trustee.**

That **Hobart A. Kirsch** having received the largest number of votes is nominated candidate by the **Republican Party** for the office of **Mullett Township Supervisor.**

That **Rachel Osborn** having received the largest number of votes is nominated candidate by the **Republican Party** for the office of **Mullett Township Clerk.**

That **Kathy Flory** having received the largest number of votes is nominated candidate by the **Republican Party** for the office of **Mullett Township Treasurer.**

That **Joyce V. Stroman** having received the largest number of votes is nominated candidate by the **Democratic Party** for the office of **Mullett Township Treasurer.**

That **John F. Brown & Dennis J. Dombroski** having received the largest number of votes are nominated candidates by the **Republican Party** for the office of **Mullett Township Trustee.**

That **Edward E. St.Pierre** having received the largest number of votes is nominated candidate by the **Republican Party** for the office **Mullett Township Constable.**

That **Charles Antkoviak** having received the largest number of votes is nominated candidate by the **Democratic Party** for the office of **Munro Township Supervisor.**

That **Mary E. Bur** having received the largest number of votes is nominated candidate by the **Democratic Party** for the office of **Munro Township Clerk.**

That **Cheryl D. Dotski** having received the largest number of votes is nominated candidate by the **Republican Party** for the office of **Munro Township Treasurer.**

That **Donald Tracey** having received the largest number of votes is nominated candidate by the **Republican Party** for the office of **Munro Township Trustee.**

That **Paul S. Nows** having received the largest number of votes is nominated candidate by the **Democrat Party** for the office of **Munro Township Trustee.**

That **Matthew Ginop** having received the largest number of votes is nominated candidate by the **Republican Party** for the office **Munro Township Constable.**

That **John D. Moore** having received the largest number of votes is nominated candidate by the **Republican Party** for the office of **Nunda Township Supervisor.**

That **E. Marie Sloan** having received the largest number of votes is nominated candidate by the **Republican Party** for the office of **Nunda Township Clerk.**

That **Gloria Pierson** having received the largest number of votes is nominated candidate by the **Republican Party** for the office of **Nunda Township Treasurer.**

That **Wendy L. Loffer & Sandra L. Stafford** having received the largest number of votes are nominated candidates by the **Republican Party** for the office of **Nunda Township Trustee.**

That **Michael Ridley** having received the largest number of votes is nominated candidate by the **Republican Party** for the office of **Tuscarora Township Supervisor.**

That **Susan L. Fisher** having received the largest number of votes is nominated candidate by the **Republican Party** for the office of **Tuscarora Township Clerk.**

That **Bobbi Balazovic** having received the largest number of votes is nominated candidate by the **Republican Party** for the office of **Tuscarora Township Treasurer.**

That **Janet Vance & Craig M. Waldron** having received the largest number of votes are nominated candidates by the **Republican Party** for the office of **Tuscarora Township Trustee.**

That **Roger Jacobs** having received the largest number of votes are nominated candidates by the **Democrat Party** for the office of **Tuscarora Township Trustee.**

That **Jennifer Andrew, Jim Burke, David A. Meckstroth, Mike Saker & Tom Snyder** having received the largest number of votes are nominated candidates by the **Republican Party** for the office of **Tuscarora Township Parks Commissioner.**

That **Daniel L. O'Henley** having received the largest number of votes is nominated candidate by the **Republican Party** for the office of **Walker Township Supervisor.**

That **Heather Nutt** having received the largest number of votes is nominated candidate by the **Republican Party** for the office of **Walker Township Clerk.**

That **Brenda L. Nash** having received the largest number of votes is nominated candidate by the **Republican Party** for the office of **Walker Township Treasurer.**

That **Judy Eileen Hanel** having received the largest number of votes is nominated candidate by the **Republican Party** for the office of **Walker Township Trustee.**

That **Marsha Passino** having received the largest number of votes is nominated candidate by the **Democratic Party** for the office of **Walker Township Treasurer.**

That **Kory Hyde** having received the largest number of votes is nominated candidate by the **Democrat Party** for the office of **Waverly Township Supervisor.**

That **Rebecca Hyde** having received the largest number of votes is nominated candidate by the **Republican Party** for the office of **Waverly Township Clerk.**

That **Cynthia M. Drier** having received the largest number of votes is nominated candidate by the **Republican Party** for the office of **Waverly Township Treasurer.**

That **Isaac Morgan** having received the largest number of votes is nominated candidate by the **Republican Party** for the office of **Waverly Township Trustee.**

That **no candidates** filed on neither the **Republican Party or Democratic Party** for the second office position of **Waverly Township Trustee.**

That **Erick Wregglesworth** having received the largest number of votes is nominated candidate by the **Republican Party** for the office of **Waverly Township Constable.**

That **no candidates** filed on neither the **Republican Party or Democratic Party** for the second office position for **Waverly Township Constable.**

That **Tony Olson** having received the largest number of votes is nominated candidate by the **Republican Party** for the office of **Wilmot Township Supervisor.**

That **Cary Ford** having received the largest number of votes is nominated candidate by the **Republican Party** for the office of **Wilmot Township Clerk.**

That **Shirley A. Ashley** having received the largest number of votes is nominated candidate by the **Republican Party** for the office of **Wilmot Township Treasurer.**

That **Ralph Dubey & Brenda Sharp** having received the largest number of votes are nominated candidate by the **Republican Party** for the office of **Wilmot Township Trustee.**

That **James A. Northrup, Jr.** having received the largest number of votes is nominated candidate by the **Democratic Party** for the office of **Wilmot Township Trustee.**

STATEMENT OF VOTES – CERTIFICATE OF DETERMINATION, PRIMARY ELECTION, TUESDAY, AUGUST 2, 2016

The whole number of votes given for and against the **Cheboygan County Proposal Separate Tax Limitations**

Shall separate tax limitations be established for a period of four (4) years, 2017 through 2020, inclusive, for the County of Cheboygan and the townships and intermediate school district within the county, the aggregate of which shall not exceed seven (7) mills as follows:

County of Cheboygan	5.74 mills
Townships Within the County	1.00 mills
COP Education Service District, f/k/a COP Intermediate School District	.26 mills
TOTAL	7.00 mills

was **Four Thousand Three Hundred Seventy-Nine** **4,379 votes**

Cheboygan County Proposal Separate Tax Limitations - YES

City of Cheboygan, Precinct 1	Nineteen	19
City of Cheboygan, Precinct 2	One Hundred Forty-Seven	147
City of Cheboygan, Precinct 3	Twenty-Three	23
Aloha Township, Precinct 1	One Hundred Two	102
Beaugrand Township, Precinct 1	One Hundred Two	102
Benton Township, Precinct 1	Two Hundred Seventy-Six	276
Burt Township, Precinct 1	One Hundred Eighty-Nine	189
Ellis Township, Precinct 1	Fifty-Eight	58
Forest Township, Precinct 1	Forty-Three	43
Grant Township, Precinct 1	Sixty-Six	66
Hebron Township, Precinct 1	Twenty	20
Inverness Township, Precinct 1	One Hundred Ninety-seven	197
Koehler Township, Precinct 1	Fifty-Seven	57
Mackinaw Township, Precinct 1	Sixty-Eight	68
Mentor Township, Precinct 1	Fifty-nine	59
Mullett Township, Precinct 1	One Hundred Eighty-Four	184
Munro Township, Precinct 1	Eighty-Three	83
Nunda Township, Precinct 1	Eighty-One	81
Tuscarora Township, Precinct 1	Four Hundred Thirty	430
Walker Township, Precinct 1	Thirteen	13
Waverly Township, Precinct 1	Thirty-Six	36
Wilmot Township, Precinct 1	Forty-Three	43

Total number of votes cast YES: Two Thousand Two Hundred Ninety-six **2,296**

Cheboygan County Proposal Separate Tax Limitations - NO

City of Cheboygan, Precinct 1	Twenty-two	22
City of Cheboygan, Precinct 2	One Hundred Thirty-Eight	138
City of Cheboygan, Precinct 3	Twenty-Nine	29
Aloha Township, Precinct 1	Ninety-four	94
Beaugrand Township, Precinct 1	Eighty-nine	89
Benton Township, Precinct 1	Two Hundred Seventy-Five	275
Burt Township, Precinct 1	One Hundred Twenty-Nine	129
Ellis Township, Precinct 1	Fifty	50
Forest Township, Precinct 1	Forty-Eight	48
Grant Township, Precinct 1	Eighty-Nine	89
Hebron Township, Precinct 1	Thirty	30
Inverness Township, Precinct 1	Two Hundred Seven	207
Koehler Township, Precinct 1	Seventy-Four	74
Mackinaw Township, Precinct 1	Fifty	50
Mentor Township, Precinct 1	Sixty-seven	67
Mullett Township, Precinct 1	One Hundred Fifteen	115
Munro Township, Precinct 1	Seventy-Three	73
Nunda Township, Precinct 1	Seventy-six	76
Tuscarora Township, Precinct 1	Three Hundred Thirty-One	331
Walker Township, Precinct 1	Seventeen	17
Waverly Township, Precinct 1	Twenty-Eight	28
Wilmot Township, Precinct 1	Fifty-Two	52

Total number of votes cast NO: Two Thousand Eighty-three **2,083**

Having received sufficient votes, the above proposal **PASSED.**

The whole number of votes given for and against the

Cheboygan Area Public Library Millage Proposal

Shall the Cheboygan Area Public Library (formed by Aloha Township, Beaugrand Township, Benton Township, Grant Township, Inverness Township, the City of Cheboygan, and the Cheboygan Area Schools, each located in Cheboygan County, Michigan) be authorized to levy a new additional millage annually upon the taxable value of all property subject to ad valorem taxation within the district of the Cheboygan Area Public Library in an amount not to exceed 0.5 mills ($0.50 for each $1,000 of taxable value), commencing in 2016 and continuing in perpetuity, to provide funds for all Library purposes authorized by law?

This millage would raise estimated revenues of $277,000 in 2016 (the first year of the levy). To the extent required by law, a small portion of the total revenues from the tax levy (approximately 2.7% in the first year of the levy) will be captured within the districts of and disbursed to the City of Cheboygan Downtown Development Authority and the Township of Inverness Downtown Development Authority.

was **Two Thousand One Hundred Seven** **2.107**

Cheboygan Area Library Millage Proposal - YES

City of Cheboygan, Precinct 1	Thirteen	13
City of Cheboygan, Precinct 2	One Hundred Forty-six	146
City of Cheboygan, Precinct 3	Twenty-four	24
Aloha Township, Precinct 1	Ninety-Four	94
Beaugrand Township, Precinct 1	Eighty-Six	86
Benton Township, Precinct 1	Two Hundred Twenty-six	226
Grant Township, Precinct 1	Sixty-Six	66
Hebron Township, Precinct 1	Seventeen	17
Inverness Township, Precinct 1	One Hundred Sixty-Seven	167
Munro Township, Precinct 1	Fifty-Seven	57

Total number of votes cast YES: Eight Hundred Ninety-six **896**

Cheboygan Area Library Millage Proposal - NO

City of Cheboygan, Precinct 1	Twenty-Eight	28
City of Cheboygan, Precinct 2	One Hundred Fifty-Two	152
City of Cheboygan, Precinct 3	Twenty-Nine	29
Aloha Township, Precinct 1	One Hundred Nine	109
Beaugrand Township, Precinct 1	One Hundred Eight	108
Benton Township, Precinct 1	Three Hundred Thirty-Seven	337
Grant Township, Precinct 1	Ninety-Three	93
Hebron Township, Precinct 1	Twenty-four	24
Inverness Township, Precinct 1	Two Hundred Fifty-Eight	258
Munro Township, Precinct 1	Seventy-Three	73

Total number of votes cast NO: One Thousand Two Hundred Eleven **1,211**

Having **not** received sufficient votes, the above proposal **FAILED.**

The whole number of votes given for and against the

BURT TOWNSHIP - RENEWAL MILLAGE PROPOSITION FOR GENERAL OPERATING EXPENSES

Shall the previous voted increase in the tax limitation imposed under Article IX, Section 6 of the Michigan Constitution on general ad valorem taxes within Burt Township, Cheboygan County, Michigan, of 0.5 mills ($0.50 per $1,000 of taxable value), be renewed at the original voted 0.5 mills ($0.50 per $1,000 of taxable value) and levied for four (4) years, 2016 through 2019 inclusive, for the purpose of providing funds to the Township for the general operating expenses of the Township and shall said Township levy such renewal in millage for during such period, which millage will raise in the first year of said levy an estimated $64,730.00?

was **Three Hundred Forty-five** **345**

YES

Burt Township, Precinct 1	Two Hundred Forty-Seven	247

NO

Burt Township, Precinct 1	Ninety- Eight	98

Having received sufficient votes, the above proposal **PASSED.**

STATEMENT OF VOTES – CERTIFICATE OF DETERMINATION, PRIMARY ELECTION, TUESDAY, AUGUST 2, 2016

The whole number of votes given for and against the

BURT TOWNSHIP - RENEWAL MILLAGE PROPOSITION FOR GENERAL OPERATING EXPENSES

Shall the previous voted increase in the tax limitation imposed under Article IX, Section 6 of the Michigan Constitution on general ad valorem taxes within Burt Township, Cheboygan County, Michigan, of 0.5 mills ($0.50 per $1,000 of taxable value), be renewed at the original voted 0.5 mills ($0.50 per $1,000 of taxable value) and levied for four (4) years, 2016 through 2019 inclusive, for the purpose of providing funds to the Township for the general operating expenses of the Township and shall said Township levy such renewal in millage for during such period, which millage will raise in the first year of said levy an estimated $64,730.00?

was **Three Hundred Forty-five** **345**

YES

Burt Township, Precinct 1	Two Hundred Forty-Seven	247

NO

Burt Township, Precinct 1	Ninety- Eight	98

Having received sufficient votes, the above proposal **PASSED.**

The whole number of votes given for and against the

BURT TOWNSHIP - RENEWAL MILLAGE PROPOSITION FOR FIRE PROTECTION

Shall the previous voted increase in the tax limitation imposed under Article IX, Section 6 of the Michigan Constitution on general ad valorem taxes within Burt Township, Cheboygan County, Michigan, of 0.5 mills ($0.50 per $1,000 of taxable value), be renewed at the original voted 0.5 mills ($0.50 per $1,000 of taxable value) and levied for four (4) years, 2016 through 2019 inclusive, for the purpose of providing funds to the Township for the purpose of providing funds to be used by the Township for fire protection within said Township and shall said Township levy such renewal in millage for during such period, which millage will raise in the first year of said levy an estimated $64,730.00?

was **Three Hundred Forty-Nine** **349**

YES

Burt Township, Precinct 1	Three Hundred Forty-Nine	303

NO

Burt Township, Precinct 1	Forty-six	46

Having received sufficient votes, the above proposal **PASSED.**

STATEMENT OF VOTES – CERTIFICATE OF DETERMINATION, PRIMARY ELECTION, TUESDAY, AUGUST 2, 2016

The whole number of votes given for and against the

BURT TOWNSHIP - RENEWAL MILLAGE PROPOSITION FOR ROAD IMPROVEMENT, MAINTENANCE AND UPGRADING

Shall the previous voted increase in the tax limitation imposed under Article IX, Section 6 of the Michigan Constitution on general ad valorem taxes within Burt Township, Cheboygan County, Michigan, of 0.5 mills ($0.50 per $1,000 of taxable value), be renewed at the original voted 0.5 mills ($0.50 per $1,000 of taxable value) and levied for four (4) years, 2016 through 2019 inclusive, for the purpose of providing funds to be used by the Township for road improvement, maintenance, upgrading, and other road related expenses within said Township and shall said Township levy such renewal millage for such purpose, which millage will raise in the first year of said levy an estimated $64,730.00?

was **Three Hundred Forty-Seven** **347**

YES

Burt Township, Precinct 1	Two Hundred Seventy-Six	276

NO

Burt Township, Precinct 1	Seventy-One	71

Having received sufficient votes, the above proposal **PASSED.**

The whole number of votes given for and against the

ELLIS TOWNSHIP RENEWAL ROAD MAINTENANCE AND IMPROVEMENT PROPOSITION

Shall the limitation on the amount of taxes which may be assessed and levied against all real and tangible personal property in Ellis Township, Cheboygan County be renewed at one (1) mill ($1.00 per $1,000 of taxable value) for a period of five (5) years, 2016-2020 inclusive, for the purpose of Road Maintenance and Improvements within Ellis Township, with the first year of levy raising the amount of $33,169.55 for the Road Fund.

was **One Hundred Ten** **110**

		YES
Ellis Township, Precinct 1	Eighty-Five	85
		NO
Ellis Township, Precinct 1	Twenty-Five	25

Having received sufficient votes, the above proposal **PASSED.**

STATEMENT OF VOTES – CERTIFICATE OF DETERMINATION, PRIMARY ELECTION, TUESDAY, AUGUST 2, 2016

The whole number of votes given for and against the

KOEHLER TOWNSHIP - RENEWAL MILLAGE PROPOSITION FOR FIRE PROTECTION

Shall the previous voted increase in the tax limitation imposed under Article IX, Section 6 of the Michigan Constitution on general ad valorem taxes within Koehler Township, Cheboygan County, Michigan, of 2 mills ($2.00 per $1,000 of taxable value) be renewed and levied for 6 years, 2017 through 2022 inclusive, for the purpose of providing funds to be used by the Township for fire protection within said Township and shall said Township levy such renewal millage, or any portion thereof, during such period, which millage, if levied in full, will raise the first year of said levy an estimated $137,154.?

was **One Hundred Forty-One** **141**

YES

Koehler Township, Precinct 1	Ninety-three	93

NO

Koehler Township, Precinct 1	Forty-Eight	48

Having received sufficient votes, the above proposal **PASSED.**

The whole number of votes given for and against the

MACKINAW TOWNSHIP - RENEWAL MILLAGE PROPOSITION FOR FIRE PROTECTION

Shall Mackinaw Township impose an increase of one-half (.5) mill ($.50 per $1,000 of taxable value) in the tax limitation imposed under Article IX, Section 6 of the Michigan Constitution on general ad valorem taxes within Mackinaw Township, Cheboygan County, Michigan, and levy it, for five (5) years, 2016 through 2020 inclusive, for the purpose of providing funds to be used by the Township for fire protection services within said Township, which one-half (.5) mill increase, if levied in full, will raise in the first year of said levy an estimated $41,800.00?

was **One Hundred Twnety-Five** **125**

YES

Mackinaw Township, Precinct 1	Seventy-Nine	79

NO

Mackinaw Township, Precinct 1	Forty-Six	46

Having received sufficient votes, the above proposal **PASSED.**

STATEMENT OF VOTES – CERTIFICATE OF DETERMINATION, PRIMARY ELECTION, TUESDAY, AUGUST 2, 2016

The whole number of votes given for and against the

MULLETT TOWNSHIP - RENEWAL MILLAGE PROPOSITION FOR GENERAL OPERATING EXPENSES

Shall the previous voted increase in the 15 mill tax limitation imposed under Article IX, Section 6 of the Michigan Constitution on general ad valorem taxes within Mullett Township be renewed at 1 mill ($1.00 per $1,000.00 of taxable value) reduced to .9983 mills ($.9983 mills $1,000.00 of taxable value) by the required millage rollbacks, be renewed and increased up to the original voted 1 mill ($1.00 per $1,000.00 of taxable value) levied for four (4) years, 2017 through 2020, inclusive, for the purpose of providing funds to the Township for the general operating expenses of the Township and shall said Township levy such renewal millage during such period, which millage will raise in the first year of said levy such renewal in millage for such period, which millage will raise in the first year of said levy an estimated $112,000.00?

was **Three Hundred Thirteen** **313**

YES

Mullett Township, Precinct 1	Two Hundred Three	203

NO

Mullett Township, Precinct 1	One Hundred Ten	110

Having received sufficient votes, the above proposal **PASSED.**

The whole number of votes given for and against the

MULLETT TOWNSHIP - RENEWAL MILLAGE PROPOSITION FOR FIRE PROTECTION

Shall the previous voted increase in the tax limitation imposed under Article IX, Section 6 of the Michigan Constitution on general ad valorem taxes within Mullett Township, Cheboygan County, Michigan, of 1.5 mills ($1.50 per $1,000.00 of taxable value), reduced to 1.4974 mills ($1.4974 per $1,000.00 of taxable value) by the required millage rollbacks, be renewed and increased up to the original vote of 1.5 mills ($1.50 per $1,000.00 of taxable value) and levied for four years, 2017 through 2020 inclusive for the purpose of providing funds to be used by the Township for fire protection within said Township and shall said Township levy such renewal in millage during such period, which millage will raise in the first year of said levy an estimated $168,000.00?

was **Three Hundred Eighteen** **318**

YES

Mullett Township, Precinct 1	Two Hundred Fifty-Six	256

NO

Mullett Township, Precinct 1	Sixty-Two	62

Having received sufficient votes, the above proposal **PASSED.**

The whole number of votes given for and against the

NUNDA TOWNSHIP - RENEWAL MILLAGE PROPOSITION FOR FIRE PROTECTION

Shall the previous voted increase in the tax limitation imposed under Article IX, Section 6 of the Michigan Constitution on general ad valorem taxes within Nunda Township, Cheboygan County, Michigan, be renewed at 1.50 mills ($1.50 per $1,000.00 of taxable value), for the period of 2017 through 2020 inclusive, for the purpose of providing funds to be used by the Township for fire protection within said Township and shall said Township levy such renewal millage, or any portion thereof, during such period, which millage, if levied in full, will raise in the first year of said levy an estimated $62,802.00?

was **One Hundred Sixty-Seven** **167**

YES

Nunda Township, Precinct 1	One Hundred Twenty-Six	126

NO

Nunda Township, Precinct 1	Forty-One	41

Having received sufficient votes, the above proposal **PASSED.**

The whole number of votes given for and against the

TUSCARORA TOWNSHIP - PRESQUE ISLE ELECTRIC & GAS CO-OP NATURAL GAS FRANCHISE

Confirming grant of an irrevocable Electric Franchise to Presque Isle Electric & Gas Co-op its successors and assigns, for the purpose of constructing, maintaining, and operating an electric distribution system on, along, and across the highways, streets, alleys, bridges and other public places and to conduct a local non-exclusive electric distribution business in the Township of Tuscarora, Cheboygan County, Michigan for a period of 30 years from February 2, 2016.

was **Seven Hundred Forty-Nine** **749**

YES

Tuscarora Township, Precinct 1	Four Hundred Seventy-Two	472

NO

Tuscarora Township, Precinct 1	Two Hundred Seventy-Seven	277

Having received sufficient votes, the above proposal **PASSED.**

STATEMENT OF VOTES – CERTIFICATE OF DETERMINATION, PRIMARY ELECTION, TUESDAY, AUGUST 2, 2016

The whole number of votes given for and against the

WALKER TOWNSHIP - RENEWAL MILLAGE PROPOSITION FOR RESIDENCE ROAD FUND

Shall the 15 mill tax: limitation on general ad valorem taxes within walker township, Cheboygan County, Michigan, imposed under article ix, section 6 of the Michigan Constitution be continued for said township at 1.00 mill ($1.00 per $1,000.00 of taxable value) on all taxable property in the township for a period of eight years, 2017 through 2024 inclusive, for the purpose of providing funds for improvement and maintenance of roads within the township, and shall the township levy such millage for these purposes? If approved and levied in its entirety, it is estimated that the 1 mill increase would generate approximately $8,500.00 for the township when first levied in 2017.

was **Thirty-Four** **34**

YES

Walker Township, Precinct 1	Twenty-Four	24

NO

Walker Township, Precinct 1	Ten	10

Having received sufficient votes, the above proposal **PASSED.**

The whole number of votes given for and against the

WAVERLY TOWNSHIP – FIRE DEPARTMENT OPERATIONS PROPOSAL

Shall the 15 mill tax limitation on general ad valorem taxes within Waverly Township imposed under Article IX, Section 6 of the Michigan Constitution be increased for said Township by 1.25 mills ($1.25 mills ($1.25 per $1,000.00 of taxable value) for the period of 2017 through 2020 inclusive, for the purpose of providing funds to be used by the Township for fire protection within said township and shall said Township levy such millage or portion thereof during such period, which millage, if levied in full will raise in the first year of said levy an estimated $35,358.00?

was **Sixty-six** **66**

YES

Waverly Township, Precinct 1	Forty-Nine	49

NO

Waverly Township, Precinct 1	Seventeen	17

Having received sufficient votes, the above proposal **PASSED.**

STATEMENT OF VOTES – CERTIFICATE OF DETERMINATION, PRIMARY ELECTION, TUESDAY, AUGUST 2, 2016

The whole number of votes given for and against the

INLAND LAKES SCHOOLS - OPERATING MILLAGE RENEWAL PROPOSAL

This proposal will allow the school district to continue to levy the statutory rate of 18 mills on all property, except principal residence and other property exempted by law, required for the school district to receive its revenue per pupil foundation allowance and renews millage that will expire with the 2016 tax levy.

Shall the currently authorized millage rate limitation off 18 mills ($18.00 on each $1,000 of taxable valuation) on the amount of taxes which may be assessed against all property, except principal residence and other property exempted by law, in the Inland Lakes Schools, Cheboygan County, Michigan, be renewed for a period of 3 years, 2017, 2018 and 2019, to provide funds for operating purposes; the estimate of the revenue the school district will collect if the millage is approved and levied in 2017 is approximately $4,075,170 (this is a renewal of millage that will expire with the 2016 tax levy)?
)

was **One Thousand Three Hundred Sixty-Two** **1,362**

YES

Ellis Township, Precinct 1	Thirty-Five	35
Koehler Township, Precinct 1	Seventy-Five	75
Mentor Township, Precinct 1	Fifty-Five	55
Mullett Township, Precinct 1	One Hundred Sixty-Four	164
Tuscarora Township, Precinct 1	Five Hundred Sixty-five	565
Walker Township, Precinct 1	Nineteen	19

Total number of votes cast YES: Nine Hundred Thirteen **913**

NO

Ellis Township, Precinct 1	Fifteen	15
Koehler Township, Precinct 1	Sixty-Seven	67
Mentor Township, Precinct 1	Twenty-Three	23
Mullett Township, Precinct 1	Fifty-Four	54
Tuscarora Township, Precinct 1	Two Hundred Seventy-Five	275
Walker Township, Precinct 1	Fifteen	15

Total number of votes cast YES: Four Hundred Forty-Nine **449**

Having received sufficient votes, the above proposal **PASSED.**

STATEMENT OF VOTES – CERTIFICATE OF DETERMINATION, PRIMARY ELECTION, TUESDAY, AUGUST 2, 2016

The whole number of votes given for and against the

VANDERBILT AREA SCHOOLS - MILLAGE RENEWAL PROPOSAL
BUILDING AND SITE SINKING FUND TAX LEVY

This proposal will allow the school district to continue to levy building and site sinking fund millage previously approved by the electors.

Shall the limitation on the amount of taxes which may be assessed against all property in Vanderbilt Area Schools, Otsego, Charlevoix and Cheboygan Counties, Michigan, be increased by and the board of education be authorized to levy not to exceed .75 mills lls ($.75 on each $1,000 of taxable valuation) for a period of 4 years, 2017 to 2020, inclusive, to continue to provide for a sinking fund for the construction or repair of school buildings and all other purposes authorized by law; the estimate of the revenue the school district will collect if the millage is approved and levied in 2017 is approximately $70,000?

was **Nine** **9**

YES

Wilmot Township, Precinct 1	Five	5

NO

Wilmot Township, Precinct 1	Four	4

Note: The Vanderbilt Area Schools are canvassed with Otsego County.

Do Further Hereby Determine:

That the following Propositions or questions were passed or defeated as indicated below:

Cheboygan County Proposal Separate Tax Limitations having received sufficient votes was **PASSED**.

Cheboygan Area Library Millage Proposal having received insufficient votes **FAILED**.

Burt Township Millage Renewal Millage Proposition for General Operating Expenses having received sufficient votes was **PASSED**.

Burt Township Renewal Millage Proposition for Fire Protection having received sufficient votes was **PASSED**.

Burt Township Road Renewal Millage Proposition for Road Improvement, Maintenance & Upgrading having received sufficient votes was **PASSED**.

Ellis Township Renewal Road Maintenance & Improvement Proposition having received sufficient votes was **PASSED**.

Koehler Township Renewal Millage Proposition for Fire Protection having received sufficient votes was **PASSED**.

Mackinaw Township Renewal Millage Proposition for Fire Protection having received sufficient votes was **PASSED**.

Mullett Township Renewal Millage Proposition for General Operating Expenses having received sufficient votes was **PASSED**.

Mullett Township Renewal Millage Proposition for Fire Protection having received sufficient votes was **PASSED**.

Nunda Township Renewal Millage Proposition for Fire Protection having received sufficient votes was **PASSED**.

Tuscarora Township Presque Isle Electric & Gas Co-op Natural Gas Franchise having received sufficient votes **PASSED.**

Walker Township Renewal Millage Proposition for Resident Road Fund having received sufficient votes was **PASSED**.

Waverly Township Fire Department Operations Proposal having received sufficient votes was **PASSED**.

Inland Lakes Schools Operating Millage Renewal Proposal having received sufficient votes was **PASSED**.

Statement of Votes Cast
Chippewa County, MI
2016 General Primary
SOVC For D1 Congressional, All Counters, All Races

REP D1 Rep in Congress

	Reg. Voters	Times Counted	Total Votes	Jason Allen (REP)		Jack Bergman (REP)		Tom Casperson (REP)		Write-In Votes	
Jurisdiction Wide											
City of Sault Ste. Marie, Precinct 1											
Polling	3184	371	231	106	45.89%	72	31.17%	51	22.08%	2	0.87%
AVCB (if used)	3184	178	113	40	35.40%	52	46.02%	21	18.58%	0	0.00%
Total	3184	549	344	146	42.44%	124	36.05%	72	20.93%	2	0.58%
City of Sault Ste. Marie, Precinct 2											
Polling	2661	299	207	98	47.34%	65	31.40%	42	20.29%	2	0.97%
AVCB (if used)	2661	163	95	34	35.79%	33	34.74%	28	29.47%	0	0.00%
Total	2661	462	302	132	43.71%	98	32.45%	70	23.18%	2	0.66%
City of Sault Ste. Marie, Precinct 3											
Polling	2597	303	233	94	40.34%	88	37.77%	51	21.89%	0	0.00%
AVCB (if used)	2597	145	79	33	41.77%	26	32.91%	20	25.32%	0	0.00%
Total	2597	448	312	127	40.71%	114	36.54%	71	22.76%	0	0.00%
Bay Mills Township, Precinct 1											
Polling	1100	199	111	32	28.83%	50	45.05%	29	26.13%	0	0.00%
AVCB (if used)	1100	0	0	0	-	0	-	0	-	0	-
Total	1100	199	111	32	28.83%	50	45.05%	29	26.13%	0	0.00%
Bruce Township, Precinct 1											
Polling	1568	378	262	77	29.39%	112	42.75%	72	27.48%	1	0.38%
AVCB (if used)	1568	0	0	0	-	0	-	0	-	0	-
Total	1568	378	262	77	29.39%	112	42.75%	72	27.48%	1	0.38%
Chippewa Township, Precinct 1											
Polling	158	46	36	6	16.67%	15	41.67%	15	41.67%	0	0.00%
AVCB (if used)	158	0	0	0	-	0	-	0	-	0	-
Total	158	46	36	6	16.67%	15	41.67%	15	41.67%	0	0.00%
Dafter Township, Precinct 1											
Polling	957	204	153	53	34.64%	61	39.87%	39	25.49%	0	0.00%
AVCB (if used)	957	0	0	0	-	0	-	0	-	0	-
Total	957	204	153	53	34.64%	61	39.87%	39	25.49%	0	0.00%
DeTour Township, Precinct 1											
Polling	692	192	136	43	31.62%	56	41.18%	37	27.21%	0	0.00%
AVCB (if used)	692	0	0	0	-	0	-	0	-	0	-
Total	692	192	136	43	31.62%	56	41.18%	37	27.21%	0	0.00%
Drummond Island Township, Precinct 1											
Polling	999	446	344	133	38.66%	107	31.10%	104	30.23%	0	0.00%
AVCB (if used)	999	0	0	0	-	0	-	0	-	0	-
Total	999	446	344	133	38.66%	107	31.10%	104	30.23%	0	0.00%
Hulbert Township, Precinct 1											
Polling	163	49	38	10	26.32%	13	34.21%	13	34.21%	2	5.26%
AVCB (if used)	163	0	0	0	-	0	-	0	-	0	-
Total	163	49	38	10	26.32%	13	34.21%	13	34.21%	2	5.26%
Kinross Charter Township, Precinct 1											
Polling	2216	423	310	87	28.06%	136	43.87%	87	28.06%	0	0.00%
AVCB (if used)	2216	0	0	0	-	0	-	0	-	0	-
Total	2216	423	310	87	28.06%	136	43.87%	87	28.06%	0	0.00%
Pickford Township, Precinct 1											
Polling	1215	376	303	108	35.64%	104	34.32%	89	29.37%	2	0.66%
AVCB (if used)	1215	0	0	0	-	0	-	0	-	0	-
Total	1215	376	303	108	35.64%	104	34.32%	89	29.37%	2	0.66%
Raber Township, Precinct 1											
Polling	513	181	86	22	25.58%	47	54.65%	17	19.77%	0	0.00%
AVCB (if used)	513	0	0	0	-	0	-	0	-	0	-
Total	513	181	86	22	25.58%	47	54.65%	17	19.77%	0	0.00%
Rudyard Township, Precinct 1											
Polling	969	264	207	76	36.71%	85	41.06%	45	21.74%	1	0.48%
AVCB (if used)	969	0	0	0	-	0	-	0	-	0	-
Total	969	264	207	76	36.71%	85	41.06%	45	21.74%	1	0.48%
Soo Township, Precinct 1											
Polling	2395	559	390	167	42.82%	143	36.67%	80	20.51%	0	0.00%

Statement of Votes Cast
Chippewa County, MI
2016 General Primary
SOVC For D1 Congressional, All Counters, All Races

	REP D1 Rep in Congress											
	Reg. Voters	Times Counted	Total Votes	Jason Allen (REP)		Jack Bergman (REP)		Tom Casperson (REP)		Write-In Votes	
AVCB (if used)	2395	0	0	0	-	0	-	0	-	0	-
Total	2395	559	390	167	42.82%	143	36.67%	80	20.51%	0	0.00%
Sugar Island Township, Precinct 1											
Polling	645	298	53	11	20.75%	25	47.17%	17	32.08%	0	0.00%
AVCB (if used)	645	0	0	0	-	0	-	0	-	0	-
Total	645	298	53	11	20.75%	25	47.17%	17	32.08%	0	0.00%
Superior Township, Precinct 1											
Polling	1024	248	181	72	39.78%	65	35.91%	44	24.31%	0	0.00%
AVCB (if used)	1024	0	0	0	-	0	-	0	-	0	-
Total	1024	248	181	72	39.78%	65	35.91%	44	24.31%	0	0.00%
Trout Lake Township, Precinct 1											
Polling	302	130	101	40	39.60%	25	24.75%	36	35.64%	0	0.00%
AVCB (if used)	302	0	0	0	-	0	-	0	-	0	-
Total	302	130	101	40	39.60%	25	24.75%	36	35.64%	0	0.00%
Whitefish Township, Precinct 1											
Polling	560	216	151	48	31.79%	55	36.42%	48	31.79%	0	0.00%
AVCB (if used)	560	0	0	0	-	0	-	0	-	0	-
Total	560	216	151	48	31.79%	55	36.42%	48	31.79%	0	0.00%
Total											
Polling	23918	5182	3533	1283	36.31%	1324	37.48%	916	25.93%	10	0.28%
AVCB (if used)	23918	486	287	107	37.28%	111	38.68%	69	24.04%	0	0.00%
Total	23918	5668	3820	1390	36.39%	1435	37.57%	985	25.79%	10	0.26%

Statement of Votes Cast
Chippewa County, MI
2016 General Primary
SOVC For D1 Congressional, All Counters, All Races

	DEM D1 Rep in Congress								
	Reg. Voters	Times Counted	Total Votes	Jerry Cannon (DEM)		Lon Johnson (DEM)		Write-In Votes	
Jurisdiction Wide									
City of Sault Ste. Marie, Precinct 1									
Polling	3184	371	113	25	22.12%	86	76.11%	2	1.77%
AVCB (if used)	3184	178	49	11	22.45%	37	75.51%	1	2.04%
Total	3184	549	162	36	22.22%	123	75.93%	3	1.85%
City of Sault Ste. Marie, Precinct 2									
Polling	2661	299	80	12	15.00%	68	85.00%	0	0.00%
AVCB (if used)	2661	163	41	8	19.51%	33	80.49%	0	0.00%
Total	2661	462	121	20	16.53%	101	83.47%	0	0.00%
City of Sault Ste. Marie, Precinct 3									
Polling	2597	303	57	8	14.04%	49	85.96%	0	0.00%
AVCB (if used)	2597	145	42	16	38.10%	26	61.90%	0	0.00%
Total	2597	448	99	24	24.24%	75	75.76%	0	0.00%
Bay Mills Township, Precinct 1									
Polling	1100	199	68	17	25.00%	50	73.53%	1	1.47%
AVCB (if used)	1100	0	0	0		0		0	
Total	1100	199	68	17	25.00%	50	73.53%	1	1.47%
Bruce Township, Precinct 1									
Polling	1568	378	71	15	21.13%	55	77.46%	1	1.41%
AVCB (if used)	1568	0	0	0		0		0	
Total	1568	378	71	15	21.13%	55	77.46%	1	1.41%
Chippewa Township, Precinct 1									
Polling	158	46	3	2	66.67%	1	33.33%	0	0.00%
AVCB (if used)	158	0	0	0		0		0	
Total	158	46	3	2	66.67%	1	33.33%	0	0.00%
Dafter Township, Precinct 1									
Polling	957	204	38	9	23.68%	29	76.32%	0	0.00%
AVCB (if used)	957	0	0	0		0		0	
Total	957	204	38	9	23.68%	29	76.32%	0	0.00%
DeTour Township, Precinct 1									
Polling	692	192	48	20	41.67%	28	58.33%	0	0.00%
AVCB (if used)	692	0	0	0		0		0	
Total	692	192	48	20	41.67%	28	58.33%	0	0.00%
Drummond Island Township, Precinct 1									
Polling	999	446	31	8	25.81%	23	74.19%	0	0.00%
AVCB (if used)	999	0	0	0		0		0	
Total	999	446	31	8	25.81%	23	74.19%	0	0.00%
Hulbert Township, Precinct 1									
Polling	163	49	9	2	22.22%	7	77.78%	0	0.00%
AVCB (if used)	163	0	0	0		0		0	
Total	163	49	9	2	22.22%	7	77.78%	0	0.00%
Kinross Charter Township, Precinct 1									
Polling	2216	423	81	18	22.22%	63	77.78%	0	0.00%
AVCB (if used)	2216	0	0	0		0		0	
Total	2216	423	81	18	22.22%	63	77.78%	0	0.00%
Pickford Township, Precinct 1									
Polling	1215	376	42	12	28.57%	30	71.43%	0	0.00%
AVCB (if used)	1215	0	0	0		0		0	
Total	1215	376	42	12	28.57%	30	71.43%	0	0.00%
Raber Township, Precinct 1									
Polling	513	181	55	20	36.36%	35	63.64%	0	0.00%
AVCB (if used)	513	0	0	0		0		0	
Total	513	181	55	20	36.36%	35	63.64%	0	0.00%
Rudyard Township, Precinct 1									
Polling	969	264	25	5	20.00%	20	80.00%	0	0.00%
AVCB (if used)	969	0	0	0		0		0	
Total	969	264	25	5	20.00%	20	80.00%	0	0.00%
Soo Township, Precinct 1									
Polling	2395	559	117	32	27.35%	85	72.65%	0	0.00%

Statement of Votes Cast
Chippewa County, MI
2016 General Primary
SOVC For D1 Congressional, All Counters, All Races

	DEM D1 Rep in Congress								
	Reg. Voters	Times Counted	Total Votes	Jerry Cannon (DEM)		Lon Johnson (DEM)		Write-In Votes	
AVCB (if used)	2395	0	0	0		0		0	
Total	2395	559	117	32	27.35%	85	72.65%	0	0.00%
Sugar Island Township, Precinct 1									
Polling	645	298	156	55	35.26%	100	64.10%	1	0.64%
AVCB (if used)	645	0	0	0		0		0	
Total	645	298	156	55	35.26%	100	64.10%	1	0.64%
Superior Township, Precinct 1									
Polling	1024	248	54	13	24.07%	41	75.93%	0	0.00%
AVCB (if used)	1024	0	0	0		0		0	
Total	1024	248	54	13	24.07%	41	75.93%	0	0.00%
Trout Lake Township, Precinct 1									
Polling	302	130	16	5	31.25%	11	68.75%	0	0.00%
AVCB (if used)	302	0	0	0		0		0	
Total	302	130	16	5	31.25%	11	68.75%	0	0.00%
Whitefish Township, Precinct 1									
Polling	560	216	35	12	34.29%	23	65.71%	0	0.00%
AVCB (if used)	560	0	0	0		0		0	
Total	560	216	35	12	34.29%	23	65.71%	0	0.00%
Total									
Polling	23918	5182	1099	290	26.39%	804	73.16%	5	0.45%
AVCB (if used)	23918	486	132	35	26.52%	96	72.73%	1	0.76%
Total	23918	5668	1231	325	26.40%	900	73.11%	6	0.49%

Statement of Votes Cast
Chippewa County, MI
2016 General Primary
SOVC For D1 Congressional, All Counters, All Races

	REP D107 Representative								
	Reg. Voters	Times Counted	Total Votes	Lee Chatfield (REP)		Kathy Twardy (REP)		Write-In Votes	
Jurisdiction Wide									
City of Sault Ste. Marie, Precinct 1									
Polling	3184	371	249	121	48.59%	128	51.41%	0	0.00%
AVCB (if used)	3184	178	118	77	65.25%	41	34.75%	0	0.00%
Total	3184	549	367	198	53.95%	169	46.05%	0	0.00%
City of Sault Ste. Marie, Precinct 2									
Polling	2661	299	212	108	50.94%	104	49.06%	0	0.00%
AVCB (if used)	2661	163	101	69	68.32%	32	31.68%	0	0.00%
Total	2661	462	313	177	56.55%	136	43.45%	0	0.00%
City of Sault Ste. Marie, Precinct 3									
Polling	2597	303	239	123	51.46%	116	48.54%	0	0.00%
AVCB (if used)	2597	145	81	51	62.96%	30	37.04%	0	0.00%
Total	2597	448	320	174	54.38%	146	45.63%	0	0.00%
Bay Mills Township, Precinct 1									
Polling	1100	199	111	76	68.47%	35	31.53%	0	0.00%
AVCB (if used)	1100	0	0	0		0		0	
Total	1100	199	111	76	68.47%	35	31.53%	0	0.00%
Bruce Township, Precinct 1									
Polling	1568	378	273	181	66.30%	92	33.70%	0	0.00%
AVCB (if used)	1568	0	0	0		0		0	
Total	1568	378	273	181	66.30%	92	33.70%	0	0.00%
Chippewa Township, Precinct 1									
Polling	158	46	33	23	69.70%	9	27.27%	1	3.03%
AVCB (if used)	158	0	0	0		0		0	
Total	158	46	33	23	69.70%	9	27.27%	1	3.03%
Dafter Township, Precinct 1									
Polling	957	204	164	109	66.46%	54	32.93%	1	0.61%
AVCB (if used)	957	0	0	0		0		0	
Total	957	204	164	109	66.46%	54	32.93%	1	0.61%
DeTour Township, Precinct 1									
Polling	692	192	137	100	72.99%	37	27.01%	0	0.00%
AVCB (if used)	692	0	0	0		0		0	
Total	692	192	137	100	72.99%	37	27.01%	0	0.00%
Drummond Island Township, Precinct 1									
Polling	999	446	355	267	75.21%	87	24.51%	1	0.28%
AVCB (if used)	999	0	0	0		0		0	
Total	999	446	355	267	75.21%	87	24.51%	1	0.28%
Hulbert Township, Precinct 1									
Polling	163	49	38	29	76.32%	9	23.68%	0	0.00%
AVCB (if used)	163	0	0	0		0		0	
Total	163	49	38	29	76.32%	9	23.68%	0	0.00%
Kinross Charter Township, Precinct 1									
Polling	2216	423	318	238	74.84%	79	24.84%	1	0.31%
AVCB (if used)	2216	0	0	0		0		0	
Total	2216	423	318	238	74.84%	79	24.84%	1	0.31%
Pickford Township, Precinct 1									
Polling	1215	376	313	231	73.80%	82	26.20%	0	0.00%
AVCB (if used)	1215	0	0	0		0		0	
Total	1215	376	313	231	73.80%	82	26.20%	0	0.00%
Raber Township, Precinct 1									
Polling	513	181	89	70	78.65%	19	21.35%	0	0.00%
AVCB (if used)	513	0	0	0		0		0	
Total	513	181	89	70	78.65%	19	21.35%	0	0.00%
Rudyard Township, Precinct 1									
Polling	969	264	215	179	83.26%	36	16.74%	0	0.00%
AVCB (if used)	969	0	0	0		0		0	
Total	969	264	215	179	83.26%	36	16.74%	0	0.00%
Soo Township, Precinct 1									
Polling	2395	559	408	234	57.35%	174	42.65%	0	0.00%

Statement of Votes Cast
Chippewa County, MI
2016 General Primary
SOVC For D1 Congressional, All Counters, All Races

	REP D107 Representative								
	Reg. Voters	Times Counted	Total Votes	Lee Chatfield (REP)		Kathy Twardy (REP)		Write-In Votes	
AVCB (if used)	2395	0	0	0		0		0	
Total	2395	559	408	234	57.35%	174	42.65%	0	0.00%
Sugar Island Township, Precinct 1									
Polling	645	298	55	33	60.00%	22	40.00%	0	0.00%
AVCB (if used)	645	0	0	0		0		0	
Total	645	298	55	33	60.00%	22	40.00%	0	0.00%
Superior Township, Precinct 1									
Polling	1024	248	184	131	71.20%	53	28.80%	0	0.00%
AVCB (if used)	1024	0	0	0		0		0	
Total	1024	248	184	131	71.20%	53	28.80%	0	0.00%
Trout Lake Township, Precinct 1									
Polling	302	130	97	61	62.89%	36	37.11%	0	0.00%
AVCB (if used)	302	0	0	0		0		0	
Total	302	130	97	61	62.89%	36	37.11%	0	0.00%
Whitefish Township, Precinct 1									
Polling	560	216	156	118	75.64%	38	24.36%	0	0.00%
AVCB (if used)	560	0	0	0		0		0	
Total	560	216	156	118	75.64%	38	24.36%	0	0.00%
Total									
Polling	23918	5182	3646	2432	66.70%	1210	33.19%	4	0.11%
AVCB (if used)	23918	486	300	197	65.67%	103	34.33%	0	0.00%
Total	23918	5668	3946	2629	66.62%	1313	33.27%	4	0.10%

Statement of Votes Cast
Chippewa County, MI
2016 General Primary
SOVC For D1 Congressional, All Counters, All Races

	DEM D107 Representative						
	Reg. Voters	Times Counted	Total Votes	Phil Bellfy (DEM)		Write-In Votes	
Jurisdiction Wide							
City of Sault Ste. Marie, Precinct 1							
Polling	3184	371	97	96	98.97%	1	1.03%
AVCB (if used)	3184	178	48	47	97.92%	1	2.08%
Total	3184	549	145	143	98.62%	2	1.38%
City of Sault Ste. Marie, Precinct 2							
Polling	2661	299	68	68	100.00%	0	0.00%
AVCB (if used)	2661	163	38	37	97.37%	1	2.63%
Total	2661	462	106	105	99.06%	1	0.94%
City of Sault Ste. Marie, Precinct 3							
Polling	2597	303	50	50	100.00%	0	0.00%
AVCB (if used)	2597	145	39	39	100.00%	0	0.00%
Total	2597	448	89	89	100.00%	0	0.00%
Bay Mills Township, Precinct 1							
Polling	1100	199	60	57	95.00%	3	5.00%
AVCB (if used)	1100	0	0	0		0	
Total	1100	199	60	57	95.00%	3	5.00%
Bruce Township, Precinct 1							
Polling	1568	378	61	61	100.00%	0	0.00%
AVCB (if used)	1568	0	0	0		0	
Total	1568	378	61	61	100.00%	0	0.00%
Chippewa Township, Precinct 1							
Polling	158	46	2	2	100.00%	0	0.00%
AVCB (if used)	158	0	0	0		0	
Total	158	46	2	2	100.00%	0	0.00%
Dafter Township, Precinct 1							
Polling	957	204	32	32	100.00%	0	0.00%
AVCB (if used)	957	0	0	0		0	
Total	957	204	32	32	100.00%	0	0.00%
DeTour Township, Precinct 1							
Polling	692	192	48	48	100.00%	0	0.00%
AVCB (if used)	692	0	0	0		0	
Total	692	192	48	48	100.00%	0	0.00%
Drummond Island Township, Precinct 1							
Polling	999	446	31	30	96.77%	1	3.23%
AVCB (if used)	999	0	0	0		0	
Total	999	446	31	30	96.77%	1	3.23%
Hulbert Township, Precinct 1							
Polling	163	49	8	8	100.00%	0	0.00%
AVCB (if used)	163	0	0	0		0	
Total	163	49	8	8	100.00%	0	0.00%
Kinross Charter Township, Precinct 1							
Polling	2216	423	72	71	98.61%	1	1.39%
AVCB (if used)	2216	0	0	0		0	
Total	2216	423	72	71	98.61%	1	1.39%
Pickford Township, Precinct 1							
Polling	1215	376	38	36	94.74%	2	5.26%
AVCB (if used)	1215	0	0	0		0	
Total	1215	376	38	36	94.74%	2	5.26%
Raber Township, Precinct 1							
Polling	513	181	49	49	100.00%	0	0.00%
AVCB (if used)	513	0	0	0		0	
Total	513	181	49	49	100.00%	0	0.00%
Rudyard Township, Precinct 1							
Polling	969	264	20	20	100.00%	0	0.00%
AVCB (if used)	969	0	0	0		0	
Total	969	264	20	20	100.00%	0	0.00%
Soo Township, Precinct 1							
Polling	2395	559	109	109	100.00%	0	0.00%

Statement of Votes Cast
Chippewa County, MI
2016 General Primary
SOVC For D1 Congressional, All Counters, All Races

	DEM D107 Representative						
	Reg. Voters	Times Counted	Total Votes	Phil Bellfy (DEM)		Write-In Votes	
AVCB (if used)	2395	0	0	0		0	
Total	2395	559	109	109	100.00%	0	0.00%
Sugar Island Township, Precinct 1							
Polling	645	298	127	125	98.43%	2	1.57%
AVCB (if used)	645	0	0	0		0	
Total	645	298	127	125	98.43%	2	1.57%
Superior Township, Precinct 1							
Polling	1024	248	48	47	97.92%	1	2.08%
AVCB (if used)	1024	0	0	0		0	
Total	1024	248	48	47	97.92%	1	2.08%
Trout Lake Township, Precinct 1							
Polling	302	130	14	14	100.00%	0	0.00%
AVCB (if used)	302	0	0	0		0	
Total	302	130	14	14	100.00%	0	0.00%
Whitefish Township, Precinct 1							
Polling	560	216	23	23	100.00%	0	0.00%
AVCB (if used)	560	0	0	0		0	
Total	560	216	23	23	100.00%	0	0.00%
Total							
Polling	23918	5182	957	946	98.85%	11	1.15%
AVCB (if used)	23918	486	125	123	98.40%	2	1.60%
Total	23918	5668	1082	1069	98.80%	13	1.20%

Statement of Votes Cast
Chippewa County, MI
2016 General Primary
SOVC For Jurisdiction Wide, All Counters, All Races

We Hereby Certify, that the foregoing is a correct transcript of the Statement of the Board of Canvassers, for the County of CHIPPEWA, of the votes given in such County for the indicated candidates at the Primary Election held on Tuesday, August 2, 2016, as appears from the original statement on file in the office of the County Clerk.

In Witness Whereof, we have hereunto set our hands and caused to be affixed the Seal of the Circuit Court for the county of CHIPPEWA this 5th day of August, 2016.

Richard Jacobson

Judy Smith

Benjamin Duff

Allison Youngs

Board of County Canvassers

Attest:

Catherine C. Maleport, Chippewa County Clerk

Election Summary Report
Chippewa County, MI
2016 General Primary
Summary For Jurisdiction Wide, All Counters, All Races

Registered Voters 23918 - Cards Cast 5668 23.70%

Num. Report Precinct 19 - Num. Reporting 19 100.00%

REP D1 Rep in Congress		REP Total	
Number of Precincts		19	
Precincts Reporting		19	100.0 %
Times Counted		5668/23918	23.7 %
Total Votes		3820	
Jason Allen	REP	1390	36.39%
Jack Bergman	REP	1435	37.57%
Tom Casperson	REP	985	25.79%
Write-in Votes		10	0.26%

REP D107 Representative		REP Total	
Number of Precincts		19	
Precincts Reporting		19	100.0 %
Times Counted		5668/23918	23.7 %
Total Votes		3946	
Lee Chatfield	REP	2629	66.62%
Kathy Twardy	REP	1313	33.27%
Write-in Votes		4	0.10%

REP Prosecuting Attorney		REP Total	
Number of Precincts		19	
Precincts Reporting		19	100.0 %
Times Counted		5668/23918	23.7 %
Total Votes		3220	
Charles Malette	REP	1374	42.67%
Robert Stratton	REP	1827	56.74%
Write-in Votes		19	0.59%

REP County Sheriff		REP Total	
Number of Precincts		19	
Precincts Reporting		19	100.0 %
Times Counted		5668/23918	23.7 %
Total Votes		3226	
Michael D. Bitnar	REP	3176	98.45%
Write-in Votes		50	1.55%

REP County Clerk		REP Total	
Number of Precincts		19	
Precincts Reporting		19	100.0 %
Times Counted		5668/23918	23.7 %
Total Votes		3340	
Cathy Maleport	REP	3321	99.43%
Write-in Votes		19	0.57%

REP County Treasurer		REP Total	
Number of Precincts		19	
Precincts Reporting		19	100.0 %
Times Counted		5668/23918	23.7 %
Total Votes		3213	
Marjorie Hank	REP	3190	99.28%
Write-in Votes		23	0.72%

REP Register of Deeds		REP Total	
Number of Precincts		19	
Precincts Reporting		19	100.0 %
Times Counted		5668/23918	23.7 %
Total Votes		214	
Write-in Votes		214	100.00%

REP Drain Commissioner		REP Total	
Number of Precincts		19	
Precincts Reporting		19	100.0 %
Times Counted		5668/23918	23.7 %
Total Votes		2738	
Anthony Stackpoole	REP	2698	98.54%
Write-in Votes		40	1.46%

REP Surveyor		REP Total	
Number of Precincts		19	
Precincts Reporting		19	100.0 %
Times Counted		5668/23918	23.7 %
Total Votes		172	
Write-in Votes		172	100.00%

REP D1 Commissioner		REP Total	
Number of Precincts		2	
Precincts Reporting		2	100.0 %
Times Counted		650/3914	16.6 %
Total Votes		352	
Scott Shackleton	REP	349	99.15%
Write-in Votes		3	0.85%

REP D2 Commissioner		REP Total	
Number of Precincts		2	
Precincts Reporting		2	100.0 %
Times Counted		809/4528	17.9 %
Total Votes		29	
Write-in Votes		29	100.00%

Election Summary Report
Chippewa County, MI
2016 General Primary
Summary For Jurisdiction Wide, All Counters, All Races

Registered Voters 23918 - Cards Cast 5668 23.70%

Num. Report Precinct 19 - Num. Reporting 19 100.00%

REP D3 Commissioner	REP		
		Total	
Number of Precincts		4	
Precincts Reporting		4	100.0 %
Times Counted		1439/5565	25.9 %
Total Votes		40	
Write-in Votes		40	100.00%

REP D4 Commissioner	REP		
		Total	
Number of Precincts		5	
Precincts Reporting		5	100.0 %
Times Counted		1429/4829	29.6 %
Total Votes		806	
Conor Egan	REP	799	99.13%
Write-in Votes		7	0.87%

REP D5 Commissioner	REP		
		Total	
Number of Precincts		8	
Precincts Reporting		8	100.0 %
Times Counted		1341/5082	26.4 %
Total Votes		986	
Raymond E. Johnson	REP	346	35.09%
Robert Savoie	REP	640	64.91%
Write-in Votes		0	0.00%

REP Bay Mills Twp Supervisor	REP		
		Total	
Number of Precincts		1	
Precincts Reporting		1	100.0 %
Times Counted		199/1100	18.1 %
Total Votes		9	
Write-in Votes		9	100.00%

REP Bay Mills Twp Clerk	REP		
		Total	
Number of Precincts		1	
Precincts Reporting		1	100.0 %
Times Counted		199/1100	18.1 %
Total Votes		6	
Write-in Votes		6	100.00%

REP Bay Mills Twp Treasurer	REP		
		Total	
Number of Precincts		1	
Precincts Reporting		1	100.0 %
Times Counted		199/1100	18.1 %
Total Votes		8	
Write-in Votes		8	100.00%

REP Bay Mills Twp Trustee	REP		
		Total	
Number of Precincts		1	
Precincts Reporting		1	100.0 %
Times Counted		199/1100	18.1 %
Total Votes		7	
Write-in Votes		7	100.00%

REP Bruce Twp Supervisor	REP		
		Total	
Number of Precincts		1	
Precincts Reporting		1	100.0 %
Times Counted		378/1568	24.1 %
Total Votes		220	
Carl Marsh	REP	213	96.82%
Write-in Votes		7	3.18%

REP Bruce Twp Clerk	REP		
		Total	
Number of Precincts		1	
Precincts Reporting		1	100.0 %
Times Counted		378/1568	24.1 %
Total Votes		232	
Wanda Sawyers	REP	225	96.98%
Write-in Votes		7	3.02%

REP Bruce Twp Treasurer	REP		
		Total	
Number of Precincts		1	
Precincts Reporting		1	100.0 %
Times Counted		378/1568	24.1 %
Total Votes		231	
Ruth LaJoie	REP	226	97.84%
Write-in Votes		5	2.16%

REP Bruce Twp Trustee	REP		
		Total	
Number of Precincts		1	
Precincts Reporting		1	100.0 %
Times Counted		378/1568	24.1 %
Total Votes		202	
Michael Pins	REP	194	96.04%
Write-in Votes		8	3.96%

REP Chippewa Twp Supervisor	REP		
		Total	
Number of Precincts		1	
Precincts Reporting		1	100.0 %
Times Counted		46/158	29.1 %
Total Votes		1	
Write-in Votes		1	100.00%

Election Summary Report
Chippewa County, MI
2016 General Primary
Summary For Jurisdiction Wide, All Counters, All Races

Registered Voters 23918 - Cards Cast 5668 23.70%

Num. Report Precinct 19 - Num. Reporting 19 100.00%

REP Chippewa Twp Clerk		REP Total	
Number of Precincts		1	
Precincts Reporting		1	100.0 %
Times Counted		46/158	29.1 %
Total Votes		27	
Tami L. Beseau	REP	27	100.00%
Write-in Votes		0	0.00%

REP Dafter Twp Clerk		REP Total	
Number of Precincts		1	
Precincts Reporting		1	100.0 %
Times Counted		204/957	21.3 %
Total Votes		131	
Jodi Hunter	REP	130	99.24%
Write-in Votes		1	0.76%

REP Chippewa Twp Treasurer		REP Total	
Number of Precincts		1	
Precincts Reporting		1	100.0 %
Times Counted		46/158	29.1 %
Total Votes		28	
Billie Jo Johnson	REP	28	100.00%
Write-in Votes		0	0.00%

REP Dafter Twp Treasurer		REP Total	
Number of Precincts		1	
Precincts Reporting		1	100.0 %
Times Counted		204/957	21.3 %
Total Votes		138	
Kareen J. Brown	REP	138	100.00%
Write-in Votes		0	0.00%

REP Chippewa Twp Trustee		REP Total	
Number of Precincts		1	
Precincts Reporting		1	100.0 %
Times Counted		46/158	29.1 %
Total Votes		54	
Amie DuVall	REP	24	44.44%
Tyler Johnson	REP	16	29.63%
Nicole Skonieczny	REP	14	25.93%
Write-in Votes		0	0.00%

REP Dafter Twp Trustee		REP Total	
Number of Precincts		1	
Precincts Reporting		1	100.0 %
Times Counted		204/957	21.3 %
Total Votes		224	
Patricia Lynn Lowes	REP	108	48.21%
Robert St. Peter	REP	116	51.79%
Write-in Votes		0	0.00%

REP Chippewa Twp Constable		REP Total	
Number of Precincts		1	
Precincts Reporting		1	100.0 %
Times Counted		46/158	29.1 %
Total Votes		31	
Brian Mills	REP	29	93.55%
Write-in Votes		2	6.45%

REP DeTour Twp Supervisor		REP Total	
Number of Precincts		1	
Precincts Reporting		1	100.0 %
Times Counted		192/692	27.7 %
Total Votes		114	
Thomas E. Lehman	REP	112	98.25%
Write-in Votes		2	1.75%

REP Dafter Twp Supervisor		REP Total	
Number of Precincts		1	
Precincts Reporting		1	100.0 %
Times Counted		204/957	21.3 %
Total Votes		129	
Robert Scott Brown	REP	128	99.22%
Write-in Votes		1	0.78%

REP DeTour Twp Clerk		REP Total	
Number of Precincts		1	
Precincts Reporting		1	100.0 %
Times Counted		192/692	27.7 %
Total Votes		5	
Write-in Votes		5	100.00%

REP DeTour Twp Treasurer		REP Total	
Number of Precincts		1	
Precincts Reporting		1	100.0 %
Times Counted		192/692	27.7 %
Total Votes		112	
Sharon A. Hamel	REP	112	100.00%
Write-in Votes		0	0.00%

Election Summary Report
Chippewa County, MI
2016 General Primary
Summary For Jurisdiction Wide, All Counters, All Races

Registered Voters 23918 - Cards Cast 5668 23.70%

Num. Report Precinct 19 - Num. Reporting 19 100.00%

REP DeTour Twp Trustee		REP Total	
Number of Precincts		1	
Precincts Reporting		1	100.0 %
Times Counted		192/692	27.7 %
Total Votes		111	
Johnny Fountain	REP	110	99.10%
Write-in Votes		1	0.90%

REP Drum Isl Twp Supervisor		REP Total	
Number of Precincts		1	
Precincts Reporting		1	100.0 %
Times Counted		446/999	44.6 %
Total Votes		387	
Chad S. Cameron	REP	109	28.17%
Randy Hartman	REP	271	70.03%
Write-in Votes		7	1.81%

REP Drum Isl Twp Clerk		REP Total	
Number of Precincts		1	
Precincts Reporting		1	100.0 %
Times Counted		446/999	44.6 %
Total Votes		366	
Jolene Kemppainen	REP	365	99.73%
Write-in Votes		1	0.27%

REP Drum Isl Twp Treasurer		REP Total	
Number of Precincts		1	
Precincts Reporting		1	100.0 %
Times Counted		446/999	44.6 %
Total Votes		360	
Georgianna Potter	REP	359	99.72%
Write-in Votes		1	0.28%

REP Drum Isl Twp Trustee		REP Total	
Number of Precincts		1	
Precincts Reporting		1	100.0 %
Times Counted		446/999	44.6 %
Total Votes		681	
Earl Bailey	REP	245	35.98%
Ken Malone	REP	78	11.45%
Dwayne R. Matkovich	REP	217	31.86%
Steve Walker	REP	140	20.56%
Write-in Votes		1	0.15%

REP Hulbert Twp Supervisor		REP Total	
Number of Precincts		1	
Precincts Reporting		1	100.0 %
Times Counted		49/163	30.1 %
Total Votes		36	
Norma DeLong	REP	35	97.22%
Write-in Votes		1	2.78%

REP Hulbert Twp Clerk		REP Total	
Number of Precincts		1	
Precincts Reporting		1	100.0 %
Times Counted		49/163	30.1 %
Total Votes		36	
Earl Avery	REP	35	97.22%
Write-in Votes		1	2.78%

REP Hulbert Twp Treasurer		REP Total	
Number of Precincts		1	
Precincts Reporting		1	100.0 %
Times Counted		49/163	30.1 %
Total Votes		36	
Patricia Hopper	REP	36	100.00%
Write-in Votes		0	0.00%

REP Hulbert Twp Trustee		REP Total	
Number of Precincts		1	
Precincts Reporting		1	100.0 %
Times Counted		49/163	30.1 %
Total Votes		32	
Joan Dewitt	REP	32	100.00%
Write-in Votes		0	0.00%

REP Hulbert Twp Constable		REP Total	
Number of Precincts		1	
Precincts Reporting		1	100.0 %
Times Counted		49/163	30.1 %
Total Votes		34	
Thomas Weaver	REP	32	94.12%
Write-in Votes		2	5.88%

REP Kinross Twp Supervisor		REP Total	
Number of Precincts		1	
Precincts Reporting		1	100.0 %
Times Counted		423/2216	19.1 %
Total Votes		238	
Jim Moore	REP	227	95.38%
Write-in Votes		11	4.62%

Election Summary Report
Chippewa County, MI
2016 General Primary
Summary For Jurisdiction Wide, All Counters, All Races

Registered Voters 23918 - Cards Cast 5668 23.70%

Num. Report Precinct 19 - Num. Reporting 19 100.00%

REP Kinross Twp Clerk		REP Total	
Number of Precincts		1	
Precincts Reporting		1	100.0 %
Times Counted		423/2216	19.1 %
Total Votes		249	
Sheila Gaines	REP	247	99.20%
Write-in Votes		2	0.80%

REP Kinross Twp Treasurer		REP Total	
Number of Precincts		1	
Precincts Reporting		1	100.0 %
Times Counted		423/2216	19.1 %
Total Votes		233	
Luanne Kooiman-Kauer	REP	231	99.14%
Write-in Votes		2	0.86%

REP Kinross Twp Trustee		REP Total	
Number of Precincts		1	
Precincts Reporting		1	100.0 %
Times Counted		423/2216	19.1 %
Total Votes		581	
Marvin Besteman	REP	207	35.63%
Kathy Noel	REP	177	30.46%
Carla Sare	REP	177	30.46%
Write-in Votes		20	3.44%

REP Pickford Twp Supervisor		REP Total	
Number of Precincts		1	
Precincts Reporting		1	100.0 %
Times Counted		376/1215	30.9 %
Total Votes		308	
Thomas J. Ball	REP	220	71.43%
James A. Hill	REP	88	28.57%
Write-in Votes		0	0.00%

REP Pickford Twp Clerk		REP Total	
Number of Precincts		1	
Precincts Reporting		1	100.0 %
Times Counted		376/1215	30.9 %
Total Votes		259	
Linda Roberts-Miller	REP	258	99.61%
Write-in Votes		1	0.39%

REP Pickford Twp Treasurer		REP Total	
Number of Precincts		1	
Precincts Reporting		1	100.0 %
Times Counted		376/1215	30.9 %
Total Votes		292	
Carol Arbic	REP	124	42.47%
Megan J. Easterbrook	REP	17	5.82%
Andrew F. Raden	REP	30	10.27%
Donna M. Wiggins	REP	121	41.44%
Write-in Votes		0	0.00%

REP Pickford Twp Trustee		REP Total	
Number of Precincts		1	
Precincts Reporting		1	100.0 %
Times Counted		376/1215	30.9 %
Total Votes		502	
Kevin R. Decker	REP	181	36.06%
Ron Hill	REP	87	17.33%
Roger R. Leach	REP	114	22.71%
Travis L. Miller	REP	120	23.90%
Write-in Votes		0	0.00%

REP Raber Twp Supervisor		REP Total	
Number of Precincts		1	
Precincts Reporting		1	100.0 %
Times Counted		181/513	35.3 %
Total Votes		66	
James Traynor	REP	66	100.00%
Write-in Votes		0	0.00%

REP Raber Twp Clerk		REP Total	
Number of Precincts		1	
Precincts Reporting		1	100.0 %
Times Counted		181/513	35.3 %
Total Votes		70	
Joyce Sterling	REP	69	98.57%
Write-in Votes		1	1.43%

REP Raber Twp Treasurer		REP Total	
Number of Precincts		1	
Precincts Reporting		1	100.0 %
Times Counted		181/513	35.3 %
Total Votes		2	
Write-in Votes		2	100.00%

Registered Voters 23918 - Cards Cast 5668 23.70%

Num. Report Precinct 19 - Num. Reporting 19 100.00%

REP Raber Twp Trustee		REP Total	
Number of Precincts		1	
Precincts Reporting		1	100.0 %
Times Counted		181/513	35.3 %
Total Votes		113	
Cynthia Crisp	REP	56	49.56%
Hallie Kott	REP	57	50.44%
Write-in Votes		0	0.00%

REP Rudyard Twp Supervisor		REP Total	
Number of Precincts		1	
Precincts Reporting		1	100.0 %
Times Counted		264/969	27.2 %
Total Votes		197	
Barry D. Davis	REP	196	99.49%
Write-in Votes		1	0.51%

REP Rudyard Twp Clerk		REP Total	
Number of Precincts		1	
Precincts Reporting		1	100.0 %
Times Counted		264/969	27.2 %
Total Votes		10	
Write-in Votes		10	100.00%

REP Rudyard Twp Treasurer		REP Total	
Number of Precincts		1	
Precincts Reporting		1	100.0 %
Times Counted		264/969	27.2 %
Total Votes		189	
Bruce Berkompas	REP	189	100.00%
Write-in Votes		0	0.00%

REP Rudyard Twp Trustee		REP Total	
Number of Precincts		1	
Precincts Reporting		1	100.0 %
Times Counted		264/969	27.2 %
Total Votes		281	
Jason E. Perkins	REP	126	44.84%
Pat VanSloten	REP	155	55.16%
Write-in Votes		0	0.00%

REP Rudyard Twp Constable		REP Total	
Number of Precincts		1	
Precincts Reporting		1	100.0 %
Times Counted		264/969	27.2 %
Total Votes		186	
Larry Hough	REP	186	100.00%
Write-in Votes		0	0.00%

REP Soo Twp Supervisor		REP Total	
Number of Precincts		1	
Precincts Reporting		1	100.0 %
Times Counted		559/2395	23.3 %
Total Votes		15	
Write-in Votes		15	100.00%

REP Soo Twp Clerk		REP Total	
Number of Precincts		1	
Precincts Reporting		1	100.0 %
Times Counted		559/2395	23.3 %
Total Votes		332	
Andree R. Watson	REP	331	99.70%
Write-in Votes		1	0.30%

REP Soo Twp Treasurer		REP Total	
Number of Precincts		1	
Precincts Reporting		1	100.0 %
Times Counted		559/2395	23.3 %
Total Votes		339	
Cheryl M. Thoresen	REP	339	100.00%
Write-in Votes		0	0.00%

REP Soo Twp Trustee		REP Total	
Number of Precincts		1	
Precincts Reporting		1	100.0 %
Times Counted		559/2395	23.3 %
Total Votes		502	
James Callon	REP	232	46.22%
Donald Kucharzcyk	REP	269	53.59%
Write-in Votes		1	0.20%

REP Sugar Isl Twp Supervisor		REP Total	
Number of Precincts		1	
Precincts Reporting		1	100.0 %
Times Counted		298/645	46.2 %
Total Votes		41	
Rick D. Roy	REP	40	97.56%
Write-in Votes		1	2.44%

Registered Voters 23918 - Cards Cast 5668 23.70%

Num. Report Precinct 19 - Num. Reporting 19 100.00%

REP Sugar Isl Twp Clerk	REP		
		Total	
Number of Precincts		1	
Precincts Reporting		1	100.0 %
Times Counted		298/645	46.2 %
Total Votes		2	
Write-in Votes		2	100.00%

REP Sugar Isl Twp Treasurer	REP		
		Total	
Number of Precincts		1	
Precincts Reporting		1	100.0 %
Times Counted		298/645	46.2 %
Total Votes		2	
Write-in Votes		2	100.00%

REP Sugar Isl Twp Trustee	REP		
		Total	
Number of Precincts		1	
Precincts Reporting		1	100.0 %
Times Counted		298/645	46.2 %
Total Votes		36	
Marvin Willis	REP	36	100.00%
Write-in Votes		0	0.00%

REP Superior Twp Supervisor	REP		
		Total	
Number of Precincts		1	
Precincts Reporting		1	100.0 %
Times Counted		248/1024	24.2 %
Total Votes		16	
Write-in Votes		16	100.00%

REP Superior Twp Clerk	REP		
		Total	
Number of Precincts		1	
Precincts Reporting		1	100.0 %
Times Counted		248/1024	24.2 %
Total Votes		13	
Write-in Votes		13	100.00%

REP Superior Twp Treasurer	REP		
		Total	
Number of Precincts		1	
Precincts Reporting		1	100.0 %
Times Counted		248/1024	24.2 %
Total Votes		11	
Write-in Votes		11	100.00%

REP Superior Twp Trustee	REP		
		Total	
Number of Precincts		1	
Precincts Reporting		1	100.0 %
Times Counted		248/1024	24.2 %
Total Votes		125	
George W. Kinsella	REP	114	91.20%
Write-in Votes		11	8.80%

REP Trout Lk Twp Supervisor	REP		
		Total	
Number of Precincts		1	
Precincts Reporting		1	100.0 %
Times Counted		130/302	43.0 %
Total Votes		110	
Alvin W. English	REP	47	42.73%
Helen A. Fischer	REP	63	57.27%
Write-in Votes		0	0.00%

REP Trout Lk Twp Clerk	REP		
		Total	
Number of Precincts		1	
Precincts Reporting		1	100.0 %
Times Counted		130/302	43.0 %
Total Votes		80	
Kathleen A. English	REP	75	93.75%
Write-in Votes		5	6.25%

REP Trout Lk Twp Treasurer	REP		
		Total	
Number of Precincts		1	
Precincts Reporting		1	100.0 %
Times Counted		130/302	43.0 %
Total Votes		58	
Write-in Votes		58	100.00%

REP Trout Lk Twp Trustee	REP		
		Total	
Number of Precincts		1	
Precincts Reporting		1	100.0 %
Times Counted		130/302	43.0 %
Total Votes		115	
Laurey Simpson	REP	96	83.48%
Write-in Votes		19	16.52%

REP Whitefish Twp Supervisor	REP		
		Total	
Number of Precincts		1	
Precincts Reporting		1	100.0 %
Times Counted		216/560	38.6 %
Total Votes		100	
Durward Morgan	REP	95	95.00%
Write-in Votes		5	5.00%

Registered Voters 23918 - Cards Cast 5668 23.70%

Num. Report Precinct 19 - Num. Reporting 19 100.00%

REP Whitefish Twp Clerk		REP Total	
Number of Precincts		1	
Precincts Reporting		1	100.0 %
Times Counted		216/560	38.6 %
Total Votes		142	
Wanda M. Knox	REP	142	100.00%
Write-in Votes		0	0.00%

REP Whitefish Twp Treasurer		REP Total	
Number of Precincts		1	
Precincts Reporting		1	100.0 %
Times Counted		216/560	38.6 %
Total Votes		138	
Susan L. Anway	REP	138	100.00%
Write-in Votes		0	0.00%

REP Whitefish Twp Trustee		REP Total	
Number of Precincts		1	
Precincts Reporting		1	100.0 %
Times Counted		216/560	38.6 %
Total Votes		124	
Edson Forrester	REP	121	97.58%
Write-in Votes		3	2.42%

REP SSMarie 1 Delegate		REP Total	
Number of Precincts		1	
Precincts Reporting		1	100.0 %
Times Counted		549/3184	17.2 %
Total Votes		537	
Ben Duff	REP	176	32.77%
Marcae Pinkos	REP	141	26.26%
Anthony Stackpoole	REP	199	37.06%
Write-in Votes		21	3.91%

REP SSMarie 2 Delegate		REP Total	
Number of Precincts		1	
Precincts Reporting		1	100.0 %
Times Counted		462/2661	17.4 %
Total Votes		313	
Mariilyn Mackie	REP	142	45.37%
Scott M. Nason	REP	164	52.40%
Write-in Votes		7	2.24%

REP SSMarie 3 Delegate		REP Total	
Number of Precincts		1	
Precincts Reporting		1	100.0 %
Times Counted		448/2597	17.3 %
Total Votes		54	
Write-in Votes		54	100.00%

REP Bay Mills 1 Delegate		REP Total	
Number of Precincts		1	
Precincts Reporting		1	100.0 %
Times Counted		199/1100	18.1 %
Total Votes		10	
Write-in Votes		10	100.00%

REP Bruce 1 Delegate		REP Total	
Number of Precincts		1	
Precincts Reporting		1	100.0 %
Times Counted		378/1568	24.1 %
Total Votes		464	
Tim Ellis	REP	182	39.22%
Jerry L. Jones	REP	138	29.74%
Judith V. Jones	REP	135	29.09%
Write-in Votes		9	1.94%

REP Chippewa 1 Delegate		REP Total	
Number of Precincts		1	
Precincts Reporting		1	100.0 %
Times Counted		46/158	29.1 %
Total Votes		0	
Write-in Votes		0	N/A

REP Dafter 1 Delegate		REP Total	
Number of Precincts		1	
Precincts Reporting		1	100.0 %
Times Counted		204/957	21.3 %
Total Votes		2	
Write-in Votes		2	100.00%

REP DeTour 1 Delegate		REP Total	
Number of Precincts		1	
Precincts Reporting		1	100.0 %
Times Counted		192/692	27.7 %
Total Votes		3	
Write-in Votes		3	100.00%

Registered Voters 23918 - Cards Cast 5668 23.70%

Num. Report Precinct 19 - Num. Reporting 19 100.00%

REP Drum Isl 1 Delegate	REP	
	Total	
Number of Precincts	1	
Precincts Reporting	1	100.0 %
Times Counted	446/999	44.6 %
Total Votes	11	
Write-in Votes	11	100.00%

REP Hulbert 1 Delegate	REP	
	Total	
Number of Precincts	1	
Precincts Reporting	1	100.0 %
Times Counted	49/163	30.1 %
Total Votes	3	
Write-in Votes	3	100.00%

REP Kinross 1 Delegate	REP	
	Total	
Number of Precincts	1	
Precincts Reporting	1	100.0 %
Times Counted	423/2216	19.1 %
Total Votes	14	
Write-in Votes	14	100.00%

REP Pickford 1 Delegate	REP	
	Total	
Number of Precincts	1	
Precincts Reporting	1	100.0 %
Times Counted	376/1215	30.9 %
Total Votes	5	
Write-in Votes	5	100.00%

REP Raber 1 Delegate	REP	
	Total	
Number of Precincts	1	
Precincts Reporting	1	100.0 %
Times Counted	181/513	35.3 %
Total Votes	4	
Write-in Votes	4	100.00%

REP Rudyard 1 Delegate	REP	
	Total	
Number of Precincts	1	
Precincts Reporting	1	100.0 %
Times Counted	264/969	27.2 %
Total Votes	10	
Write-in Votes	10	100.00%

REP Soo 1 Delegate		REP	
		Total	
Number of Precincts		1	
Precincts Reporting		1	100.0 %
Times Counted		559/2395	23.3 %
Total Votes		473	
Carol Ann Campagna	REP	222	46.93%
Judy A. Smith	REP	248	52.43%
Write-in Votes		3	0.63%

REP Sugar Isl 1 Delegate	REP	
	Total	
Number of Precincts	1	
Precincts Reporting	1	100.0 %
Times Counted	298/645	46.2 %
Total Votes	3	
Write-in Votes	3	100.00%

REP Superior 1 Delegate		REP	
		Total	
Number of Precincts		1	
Precincts Reporting		1	100.0 %
Times Counted		248/1024	24.2 %
Total Votes		214	
Daniel F. Heuer	REP	108	50.47%
Teresa L. Heuer	REP	104	48.60%
Write-in Votes		2	0.93%

REP Trout Lk 1 Delegate	REP	
	Total	
Number of Precincts	1	
Precincts Reporting	1	100.0 %
Times Counted	130/302	43.0 %
Total Votes	8	
Write-in Votes	8	100.00%

REP Whitefish 1 Delegate	REP	
	Total	
Number of Precincts	1	
Precincts Reporting	1	100.0 %
Times Counted	216/560	38.6 %
Total Votes	7	
Write-in Votes	7	100.00%

DEM D1 Rep in Congress		DEM	
		Total	
Number of Precincts		19	
Precincts Reporting		19	100.0 %
Times Counted		5668/23918	23.7 %
Total Votes		1231	
Jerry Cannon	DEM	325	26.40%
Lon Johnson	DEM	900	73.11%
Write-in Votes		6	0.49%

Election Summary Report
Chippewa County, MI
2016 General Primary
Summary For Jurisdiction Wide, All Counters, All Races

Registered Voters 23918 - Cards Cast 5668 23.70%

Num. Report Precinct 19 - Num. Reporting 19 100.00%

DEM D107 Representative	DEM	Total	
Number of Precincts		19	
Precincts Reporting		19	100.0 %
Times Counted		5668/23918	23.7 %
Total Votes		1082	
Phil Bellfy	DEM	1069	98.80%
Write-in Votes		13	1.20%

DEM Prosecuting Attorney	DEM	Total	
Number of Precincts		19	
Precincts Reporting		19	100.0 %
Times Counted		5668/23918	23.7 %
Total Votes		1089	
Dennis McShane	DEM	1081	99.27%
Write-in Votes		8	0.73%

DEM County Sheriff	DEM	Total	
Number of Precincts		19	
Precincts Reporting		19	100.0 %
Times Counted		5668/23918	23.7 %
Total Votes		124	
Write-in Votes		124	100.00%

DEM County Clerk	DEM	Total	
Number of Precincts		19	
Precincts Reporting		19	100.0 %
Times Counted		5668/23918	23.7 %
Total Votes		80	
Write-in Votes		80	100.00%

DEM County Treasurer	DEM	Total	
Number of Precincts		19	
Precincts Reporting		19	100.0 %
Times Counted		5668/23918	23.7 %
Total Votes		77	
Write-in Votes		77	100.00%

DEM Register of Deeds	DEM	Total	
Number of Precincts		19	
Precincts Reporting		19	100.0 %
Times Counted		5668/23918	23.7 %
Total Votes		1082	
Sharon H. Kennedy	DEM	1079	99.72%
Write-in Votes		3	0.28%

DEM Drain Commissioner	DEM	Total	
Number of Precincts		19	
Precincts Reporting		19	100.0 %
Times Counted		5668/23918	23.7 %
Total Votes		82	
Write-in Votes		82	100.00%

DEM County Surveyor	DEM	Total	
Number of Precincts		19	
Precincts Reporting		19	100.0 %
Times Counted		5668/23918	23.7 %
Total Votes		1045	
William L. Karr	DEM	1037	99.23%
Write-in Votes		8	0.77%

DEM D1 Commissioner	DEM	Total	
Number of Precincts		2	
Precincts Reporting		2	100.0 %
Times Counted		650/3914	16.6 %
Total Votes		10	
Write-in Votes		10	100.00%

DEM D2 Commissioner	DEM	Total	
Number of Precincts		2	
Precincts Reporting		2	100.0 %
Times Counted		809/4528	17.9 %
Total Votes		195	
Jim Martin	DEM	193	98.97%
Write-in Votes		2	1.03%

DEM D3 Commissioner	DEM	Total	
Number of Precincts		4	
Precincts Reporting		4	100.0 %
Times Counted		1439/5565	25.9 %
Total Votes		353	
Don McLean	DEM	352	99.72%
Write-in Votes		1	0.28%

DEM D4 Commissioner	DEM	Total	
Number of Precincts		5	
Precincts Reporting		5	100.0 %
Times Counted		1429/4829	29.6 %
Total Votes		22	
Write-in Votes		22	100.00%

Election Summary Report
Chippewa County, MI
2016 General Primary
Summary For Jurisdiction Wide, All Counters, All Races

Registered Voters 23918 - Cards Cast 5668 23.70%

Num. Report Precinct 19 - Num. Reporting 19 100.00%

DEM D5 Commissioner	DEM	Total	
Number of Precincts		8	
Precincts Reporting		8	100.0 %
Times Counted		1341/5082	26.4 %
Total Votes		175	
Kurt Perron	DEM	171	97.71%
Write-in Votes		4	2.29%

DEM Bay Mills Twp Supervisor	DEM	Total	
Number of Precincts		1	
Precincts Reporting		1	100.0 %
Times Counted		199/1100	18.1 %
Total Votes		60	
Roger Graham	DEM	59	98.33%
Write-in Votes		1	1.67%

DEM Bay Mills Twp Clerk	DEM	Total	
Number of Precincts		1	
Precincts Reporting		1	100.0 %
Times Counted		199/1100	18.1 %
Total Votes		67	
Mary Swendsen	DEM	66	98.51%
Write-in Votes		1	1.49%

DEM Bay Mills Twp Treasurer	DEM	Total	
Number of Precincts		1	
Precincts Reporting		1	100.0 %
Times Counted		199/1100	18.1 %
Total Votes		64	
Dawn A. Recla	DEM	64	100.00%
Write-in Votes		0	0.00%

DEM Bay Mills Twp Trustee	DEM	Total	
Number of Precincts		1	
Precincts Reporting		1	100.0 %
Times Counted		199/1100	18.1 %
Total Votes		103	
Ray Baker	DEM	57	55.34%
Daniel Wilcox	DEM	46	44.66%
Write-in Votes		0	0.00%

DEM Bruce Twp Supervisor	DEM	Total	
Number of Precincts		1	
Precincts Reporting		1	100.0 %
Times Counted		378/1568	24.1 %
Total Votes		7	
Write-in Votes		7	100.00%

DEM Bruce Twp Clerk	DEM	Total	
Number of Precincts		1	
Precincts Reporting		1	100.0 %
Times Counted		378/1568	24.1 %
Total Votes		6	
Write-in Votes		6	100.00%

DEM Bruce Twp Treasurer	DEM	Total	
Number of Precincts		1	
Precincts Reporting		1	100.0 %
Times Counted		378/1568	24.1 %
Total Votes		6	
Write-in Votes		6	100.00%

DEM Bruce Twp Trustee	DEM	Total	
Number of Precincts		1	
Precincts Reporting		1	100.0 %
Times Counted		378/1568	24.1 %
Total Votes		60	
Dan Rogers	DEM	60	100.00%
Write-in Votes		0	0.00%

DEM Chippewa Twp Supervisor	DEM	Total	
Number of Precincts		1	
Precincts Reporting		1	100.0 %
Times Counted		46/158	29.1 %
Total Votes		0	
Write-in Votes		0	N/A

DEM Chippewa Twp Clerk	DEM	Total	
Number of Precincts		1	
Precincts Reporting		1	100.0 %
Times Counted		46/158	29.1 %
Total Votes		0	
Write-in Votes		0	N/A

DEM Chippewa Twp Treasurer	DEM	Total	
Number of Precincts		1	
Precincts Reporting		1	100.0 %
Times Counted		46/158	29.1 %
Total Votes		0	
Write-in Votes		0	N/A

Registered Voters 23918 - Cards Cast 5668 23.70%

Num. Report Precinct 19 - Num. Reporting 19 100.00%

DEM Chippewa Twp Trustee	DEM Total	
Number of Precincts	1	
Precincts Reporting	1	100.0 %
Times Counted	46/158	29.1 %
Total Votes	0	
Write-in Votes	0	N/A

DEM Chippewa Twp Constable	DEM Total	
Number of Precincts	1	
Precincts Reporting	1	100.0 %
Times Counted	46/158	29.1 %
Total Votes	0	
Write-in Votes	0	N/A

DEM Dafter Twp Supervisor	DEM Total	
Number of Precincts	1	
Precincts Reporting	1	100.0 %
Times Counted	204/957	21.3 %
Total Votes	4	
Write-in Votes	4	100.00%

DEM Dafter Twp Clerk	DEM Total	
Number of Precincts	1	
Precincts Reporting	1	100.0 %
Times Counted	204/957	21.3 %
Total Votes	3	
Write-in Votes	3	100.00%

DEM Dafter Twp Treasurer	DEM Total	
Number of Precincts	1	
Precincts Reporting	1	100.0 %
Times Counted	204/957	21.3 %
Total Votes	4	
Write-in Votes	4	100.00%

DEM Dafter Twp Trustee	DEM Total	
Number of Precincts	1	
Precincts Reporting	1	100.0 %
Times Counted	204/957	21.3 %
Total Votes	4	
Write-in Votes	4	100.00%

DEM DeTour Twp Supervisor	DEM Total	
Nunber of Precincts	1	
Precincts Reporting	1	100.0 %
Times Counted	192/692	27.7 %
Total Votes	4	
Write-in Votes	4	100.00%

DEM DeTour Twp Clerk	DEM Total	
Number of Precincts	1	
Precincts Reporting	1	100.0 %
Times Counted	192/692	27.7 %
Total Votes	33	
Linda Fisher DEM	33	100.00%
Write-in Votes	0	0.00%

DEM DeTour Twp Treasurer	DEM Total	
Number of Precincts	1	
Precincts Reporting	1	100.0 %
Times Counted	192/692	27.7 %
Total Votes	3	
Write-in Votes	3	100.00%

DEM DeTour Twp Trustee	DEM Total	
Number of Precincts	1	
Precincts Reporting	1	100.0 %
Times Counted	192/692	27.7 %
Total Votes	42	
Robert Vaught DEM	42	100.00%
Write-in Votes	0	0.00%

DEM Drum Isl Twp Supervisor	DEM Total	
Number of Precincts	1	
Precincts Reporting	1	100.0 %
Times Counted	446/999	44.6 %
Total Votes	7	
Write-in Votes	7	100.00%

DEM Drum Isl Twp Clerk	DEM Total	
Number of Precincts	1	
Precincts Reporting	1	100.0 %
Times Counted	446/999	44.6 %
Total Votes	6	
Write-in Votes	6	100.00%

Registered Voters 23918 - Cards Cast 5668 23.70%

Num. Report Precinct 19 - Num. Reporting 19 100.00%

DEM Drum Isl Twp Treasurer	DEM		
		Total	
Number of Precincts		1	
Precincts Reporting		1	100.0 %
Times Counted		446/999	44.6 %
Total Votes		5	
Write-in Votes		5	100.00%

DEM Drum Isl Twp Trustee	DEM		
		Total	
Number of Precincts		1	
Precincts Reporting		1	100.0 %
Times Counted		446/999	44.6 %
Total Votes		6	
Write-in Votes		6	100.00%

DEM Hulbert Twp Supervisor	DEM		
		Total	
Number of Precincts		1	
Precincts Reporting		1	100.0 %
Times Counted		49/163	30.1 %
Total Votes		1	
Write-in Votes		1	100.00%

DEM Hulbert Twp Clerk	DEM		
		Total	
Number of Precincts		1	
Precincts Reporting		1	100.0 %
Times Counted		49/163	30.1 %
Total Votes		1	
Write-in Votes		1	100.00%

DEM Hulbert Twp Treasurer	DEM		
		Total	
Number of Precincts		1	
Precincts Reporting		1	100.0 %
Times Counted		49/163	30.1 %
Total Votes		1	
Write-in Votes		1	100.00%

DEM Hulbert Twp Trustee	DEM		
		Total	
Number of Precincts		1	
Precincts Reporting		1	100.0 %
Times Counted		49/163	30.1 %
Total Votes		9	
Todd Davis	DEM	9	100.00%
Write-in Votes		0	0.00%

DEM Hulbert Twp Constable	DEM		
		Total	
Number of Precincts		1	
Precincts Reporting		1	100.0 %
Times Counted		49/163	30.1 %
Total Votes		1	
Write-in Votes		1	100.00%

DEM Kinross Twp Supervisor	DEM		
		Total	
Number of Precincts		1	
Precincts Reporting		1	100.0 %
Times Counted		423/2216	19.1 %
Total Votes		5	
Write-in Votes		5	100.00%

DEM Kinross Twp Clerk	DEM		
		Total	
Number of Precincts		1	
Precincts Reporting		1	100.0 %
Times Counted		423/2216	19.1 %
Total Votes		4	
Write-in Votes		4	100.00%

DEM Kinross Twp Treasurer	DEM		
		Total	
Number of Precincts		1	
Precincts Reporting		1	100.0 %
Times Counted		423/2216	19.1 %
Total Votes		4	
Write-in Votes		4	100.00%

DEM Kinross Twp Trustee	DEM		
		Total	
Number of Precincts		1	
Precincts Reporting		1	100.0 %
Times Counted		423/2216	19.1 %
Total Votes		5	
Write-in Votes		5	100.00%

DEM Pickford Twp Supervisor	DEM		
		Total	
Number of Precincts		1	
Precincts Reporting		1	100.0 %
Times Counted		376/1215	30.9 %
Total Votes		4	
Write-in Votes		4	100.00%

Registered Voters 23918 - Cards Cast 5668 23.70%

Num. Report Precinct 19 - Num. Reporting 19 100.00%

DEM Pickford Twp Clerk	DEM	Total	
Number of Precincts		1	
Precincts Reporting		1	100.0 %
Times Counted		376/1215	30.9 %
Total Votes		3	
Write-in Votes		3	100.00%

DEM Pickford Twp Treasurer	DEM	Total	
Number of Precincts		1	
Precincts Reporting		1	100.0 %
Times Counted		376/1215	30.9 %
Total Votes		3	
Write-in Votes		3	100.00%

DEM Pickford Twp Trustee	DEM	Total	
Number of Precincts		1	
Precincts Reporting		1	100.0 %
Times Counted		376/1215	30.9 %
Total Votes		3	
Write-in Votes		3	100.00%

DEM Raber Twp Supervisor	DEM	Total	
Number of Precincts		1	
Precincts Reporting		1	100.0 %
Times Counted		181/513	35.3 %
Total Votes		62	
Paul A. Warner	DEM	62	100.00%
Write-in Votes		0	0.00%

DEM Raber Twp Clerk	DEM	Total	
Number of Precincts		1	
Precincts Reporting		1	100.0 %
Times Counted		181/513	35.3 %
Total Votes		4	
Write-in Votes		4	100.00%

DEM Raber Twp Treasurer	DEM	Total	
Number of Precincts		1	
Precincts Reporting		1	100.0 %
Times Counted		181/513	35.3 %
Total Votes		62	
Leslie A. Opolka	DEM	62	100.00%
Write-in Votes		0	0.00%

DEM Raber Twp Trustee	DEM	Total	
Number of Precincts		1	
Precincts Reporting		1	100.0 %
Times Counted		181/513	35.3 %
Total Votes		111	
Daniel Galarowic	DEM	49	44.14%
Linda Johnson	DEM	62	55.86%
Write-in Votes		0	0.00%

DEM Rudyard Twp Supervisor	DEM	Total	
Number of Precincts		1	
Precincts Reporting		1	100.0 %
Times Counted		264/969	27.2 %
Total Votes		2	
Write-in Votes		2	100.00%

DEM Rudyard Twp Clerk	DEM	Total	
Number of Precincts		1	
Precincts Reporting		1	100.0 %
Times Counted		264/969	27.2 %
Total Votes		23	
Margaret Jarvie	DEM	23	100.00%
Write-in Votes		0	0.00%

DEM Rudyard Twp Treasurer	DEM	Total	
Number of Precincts		1	
Precincts Reporting		1	100.0 %
Times Counted		264/969	27.2 %
Total Votes		2	
Write-in Votes		2	100.00%

DEM Rudyard Twp Trustee	DEM	Total	
Number of Precincts		1	
Precincts Reporting		1	100.0 %
Times Counted		264/969	27.2 %
Total Votes		2	
Write-in Votes		2	100.00%

DEM Rudyard Twp Constable	DEM	Total	
Number of Precincts		1	
Precincts Reporting		1	100.0 %
Times Counted		264/969	27.2 %
Total Votes		1	
Write-in Votes		1	100.00%

Registered Voters 23918 - Cards Cast 5668 23.70%

Num. Report Precinct 19 - Num. Reporting 19 100.00%

DEM Soo Twp Supervisor	DEM	Total	
Number of Precincts		1	
Precincts Reporting		1	100.0 %
Times Counted		559/2395	23.3 %
Total Votes		112	
Larry J. Perron	DEM	112	100.00%
Write-in Votes		0	0.00%

DEM Soo Twp Clerk	DEM	Total	
Number of Precincts		1	
Precincts Reporting		1	100.0 %
Times Counted		559/2395	23.3 %
Total Votes		2	
Write-in Votes		2	100.00%

DEM Soo Twp Treasurer	DEM	Total	
Number of Precincts		1	
Precincts Reporting		1	100.0 %
Times Counted		559/2395	23.3 %
Total Votes		2	
Write-in Votes		2	100.00%

DEM Soo Twp Trustee	DEM	Total	
Number of Precincts		1	
Precincts Reporting		1	100.0 %
Times Counted		559/2395	23.3 %
Total Votes		5	
Write-in Votes		5	100.00%

DEM Sugar Isl Twp Supervisor	DEM	Total	
Number of Precincts		1	
Precincts Reporting		1	100.0 %
Times Counted		298/645	46.2 %
Total Votes		231	
Eric McKerchie	DEM	85	36.80%
Julie Wilson	DEM	144	62.34%
Write-in Votes		2	0.87%

DEM Sugar Isl Twp Clerk	DEM	Total	
Number of Precincts		1	
Precincts Reporting		1	100.0 %
Times Counted		298/645	46.2 %
Total Votes		169	
Lynda A. Garlitz	DEM	167	98.82%
Write-in Votes		2	1.18%

DEM Sugar Isl Twp Treasurer	DEM	Total	
Number of Precincts		1	
Precincts Reporting		1	100.0 %
Times Counted		298/645	46.2 %
Total Votes		203	
Frank J. Handziak	DEM	203	100.00%
Write-in Votes		0	0.00%

DEM Sugar Isl Twp Trustee	DEM	Total	
Number of Precincts		1	
Precincts Reporting		1	100.0 %
Times Counted		298/645	46.2 %
Total Votes		173	
Kathy Dickey	DEM	168	97.11%
Write-in Votes		5	2.89%

DEM Superior Twp Supervisor	DEM	Total	
Number of Precincts		1	
Precincts Reporting		1	100.0 %
Times Counted		248/1024	24.2 %
Total Votes		3	
Write-in Votes		3	100.00%

DEM Superior Twp Clerk	DEM	Total	
Number of Precincts		1	
Precincts Reporting		1	100.0 %
Times Counted		248/1024	24.2 %
Total Votes		40	
William Beaune	DEM	39	97.50%
Write-in Votes		1	2.50%

DEM Superior Twp Treasurer	DEM	Total	
Number of Precincts		1	
Precincts Reporting		1	100.0 %
Times Counted		248/1024	24.2 %
Total Votes		1	
Write-in Votes		1	100.00%

DEM Superior Twp Trustee	DEM	Total	
Number of Precincts		1	
Precincts Reporting		1	100.0 %
Times Counted		248/1024	24.2 %
Total Votes		3	
Write-in Votes		3	100.00%

Registered Voters 23918 - Cards Cast 5668 23.70%

Num. Report Precinct 19 - Num. Reporting 19 100.00%

DEM Trout Lk Twp Supervisor	DEM	
	Total	
Number of Precincts	1	
Precincts Reporting	1	100.0 %
Times Counted	130/302	43.0 %
Total Votes	2	
Write-in Votes	2	100.00%

DEM Trout Lk Twp Clerk	DEM	
	Total	
Number of Precincts	1	
Precincts Reporting	1	100.0 %
Times Counted	130/302	43.0 %
Total Votes	1	
Write-in Votes	1	100.00%

DEM Trout Lk Twp Treasurer	DEM	
	Total	
Number of Precincts	1	
Precincts Reporting	1	100.0 %
Times Counted	130/302	43.0 %
Total Votes	3	
Write-in Votes	3	100.00%

DEM Trout Lk Twp Trustee	DEM	
	Total	
Number of Precincts	1	
Precincts Reporting	1	100.0 %
Times Counted	130/302	43.0 %
Total Votes	1	
Write-in Votes	1	100.00%

DEM Whitefish Twp Supervisor	DEM	
	Total	
Number of Precincts	1	
Precincts Reporting	1	100.0 %
Times Counted	216/560	38.6 %
Total Votes	13	
Write-in Votes	13	100.00%

DEM Whitefish Twp Clerk	DEM	
	Total	
Number of Precincts	1	
Precincts Reporting	1	100.0 %
Times Counted	216/560	38.6 %
Total Votes	4	
Write-in Votes	4	100.00%

DEM Whitefish Twp Treasurer	DEM	
	Total	
Number of Precincts	1	
Precincts Reporting	1	100.0 %
Times Counted	216/560	38.6 %
Total Votes	5	
Write-in Votes	5	100.00%

DEM Whitefish Twp Trustee	DEM	
	Total	
Number of Precincts	1	
Precincts Reporting	1	100.0 %
Times Counted	216/560	38.6 %
Total Votes	7	
Write-in Votes	7	100.00%

DEM SSMarie 1 Delegate		DEM	
		Total	
Number of Precincts		1	
Precincts Reporting		1	100.0 %
Times Counted		549/3184	17.2 %
Total Votes		148	
Allison Youngs	DEM	139	93.92%
Write-in Votes		9	6.08%

DEM SSMarie 2 Delegate	DEM	
	Total	
Number of Precincts	1	
Precincts Reporting	1	100.0 %
Times Counted	462/2661	17.4 %
Total Votes	17	
Write-in Votes	17	100.00%

DEM SSMarie 3 Delegate		DEM	
		Total	
Number of Precincts		1	
Precincts Reporting		1	100.0 %
Times Counted		448/2597	17.3 %
Total Votes		87	
Faustina Sandoval	DEM	81	93.10%
Write-in Votes		6	6.90%

DEM Bay Mills 1 Delegate	DEM	
	Total	
Number of Precincts	1	
Precincts Reporting	1	100.0 %
Times Counted	199/1100	18.1 %
Total Votes	2	
Write-in Votes	2	100.00%

Election Summary Report
Chippewa County, MI
2016 General Primary
Summary For Jurisdiction Wide, All Counters, All Races

Registered Voters 23918 - Cards Cast 5668 23.70%

Num. Report Precinct 19 - Num. Reporting 19 100.00%

DEM Bruce 1 Delegate	DEM	Total	
Number of Precincts		1	
Precincts Reporting		1	100.0 %
Times Counted		378/1568	24.1 %
Total Votes		59	
Jim Page	DEM	56	94.92%
Write-in Votes		3	5.08%

DEM Chippewa 1 Delegate	DEM	Total	
Number of Precincts		1	
Precincts Reporting		1	100.0 %
Times Counted		46/158	29.1 %
Total Votes		0	
Write-in Votes		0	N/A

DEM Dafter 1 Delegate	DEM	Total	
Number of Precincts		1	
Precincts Reporting		1	100.0 %
Times Counted		204/957	21.3 %
Total Votes		31	
Al Beamish	DEM	31	100.00%
Write-in Votes		0	0.00%

DEM DeTour 1 Delegate	DEM	Total	
Number of Precincts		1	
Precincts Reporting		1	100.0 %
Times Counted		192/692	27.7 %
Total Votes		3	
Write-in Votes		3	100.00%

DEM Drum Isl 1 Delegate	DEM	Total	
Number of Precincts		1	
Precincts Reporting		1	100.0 %
Times Counted		446/999	44.6 %
Total Votes		5	
Write-in Votes		5	100.00%

DEM Hulbert 1 Delegate	DEM	Total	
Number of Precincts		1	
Precincts Reporting		1	100.0 %
Times Counted		49/163	30.1 %
Total Votes		0	
Write-in Votes		0	N/A

DEM Kinross 1 Delegate	DEM	Total	
Number of Precincts		1	
Precincts Reporting		1	100.0 %
Times Counted		423/2216	19.1 %
Total Votes		4	
Write-in Votes		4	100.00%

DEM Pickford 1 Delegate	DEM	Total	
Number of Precincts		1	
Precincts Reporting		1	100.0 %
Times Counted		376/1215	30.9 %
Total Votes		4	
Write-in Votes		4	100.00%

DEM Raber 1 Delegate	DEM	Total	
Number of Precincts		1	
Precincts Reporting		1	100.0 %
Times Counted		181/513	35.3 %
Total Votes		3	
Write-in Votes		3	100.00%

DEM Rudyard 1 Delegate	DEM	Total	
Number of Precincts		1	
Precincts Reporting		1	100.0 %
Times Counted		264/969	27.2 %
Total Votes		1	
Write-in Votes		1	100.00%

DEM Soo 1 Delegate	DEM	Total	
Number of Precincts		1	
Precincts Reporting		1	100.0 %
Times Counted		559/2395	23.3 %
Total Votes		106	
Bonnie B. Skoryanc	DEM	103	97.17%
Write-in Votes		3	2.83%

DEM Sugar Isl 1 Delegate	DEM	Total	
Number of Precincts		1	
Precincts Reporting		1	100.0 %
Times Counted		298/645	46.2 %
Total Votes		10	
Write-in Votes		10	100.00%

Election Summary Report
Chippewa County, MI
2016 General Primary
Summary For Jurisdiction Wide, All Counters, All Races

Registered Voters 23918 - Cards Cast 5668 23.70%

Num. Report Precinct 19 - Num. Reporting 19 100.00%

DEM Superior 1 Delegate	DEM	Total	
Number of Precincts		1	
Precincts Reporting		1	100.0 %
Times Counted		248/1024	24.2 %
Total Votes		47	
Sharon M. Kennedy	DEM	47	100.00%
Write-in Votes		0	0.00%

Hulbert Opr Prop	Total	
Number of Precincts	1	
Precincts Reporting	1	100.0 %
Times Counted	49/163	30.1 %
Total Votes	40	
YES	33	82.50%
NO	7	17.50%

DEM Trout Lk 1 Delegate	DEM	Total	
Number of Precincts		1	
Precincts Reporting		1	100.0 %
Times Counted		130/302	43.0 %
Total Votes		1	
Write-in Votes		1	100.00%

DEM Whitefish 1 Delegate	DEM	Total	
Number of Precincts		1	
Precincts Reporting		1	100.0 %
Times Counted		216/560	38.6 %
Total Votes		4	
Write-in Votes		4	100.00%

County Mill Prop	Total	
Number of Precincts	19	
Precincts Reporting	19	100.0 %
Times Counted	5668/23918	23.7 %
Total Votes	4147	
YES	2816	67.90%
NO	1331	32.10%

Drum Twp Lib Prop	Total	
Number of Precincts	1	
Precincts Reporting	1	100.0 %
Times Counted	446/999	44.6 %
Total Votes	360	
YES	255	70.83%
NO	105	29.17%

Drum Twp Rd Prop	Total	
Number of Precincts	1	
Precincts Reporting	1	100.0 %
Times Counted	446/999	44.6 %
Total Votes	359	
YES	285	79.39%
NO	74	20.61%

WITH 19 OF 19 PRECINCTS REPORTING

	TOTAL	PERCENT		TOTAL	PERCENT
01 = REGISTERED VOTERS - TOTAL	23,093		05 = BALLOTS CAST - NONPARTISAN	240	5.37
02 = BALLOTS CAST - TOTAL	4,473		06 = BALLOTS CAST - CROSSOVER	214	
03 = BALLOTS CAST - Republican	3,202	71.59	07 = VOTER TURNOUT - TOTAL		19.37
04 = BALLOTS CAST - Democratic	1,031	23.05			

	01	02	03	04	05	06	07
0001 ARTHUR TOWNSHIP	451	132	121	9	2	2	29.27
0002 FRANKLIN TOWNSHIP	651	131	86	33	12	12	20.12
0003 FREEMAN TOWNSHIP	951	249	133	98	18	16	26.18
0004 FROST TOWNSHIP	915	194	149	35	10	9	21.20
0005 GARFIELD TOWNSHIP	1453	456	372	59	25	25	31.38
0006 GRANT TOWNSHIP	2360	443	350	79	14	12	18.77
0007 GREENWOOD TOWNSHIP	840	229	165	54	10	10	27.26
0008 HAMILTON TOWNSHIP	1453	238	180	50	8	8	16.38
0009 HATTON TOWNSHIP	693	148	120	22	6	3	21.36
0010 HAYES TOWNSHIP 1	1712	256	178	51	27	23	14.95
0011 HAYES TOWNSHIP 2	1765	243	153	68	22	19	13.77
0012 LINCOLN TOWNSHIP	1499	239	124	92	23	19	15.94
0013 REDDING TOWNSHIP	367	76	41	34	1	1	20.71
0014 SHERIDAN TOWNSHIP	841	143	128	13	2	2	17.00
0015 SUMMERFIELD TOWNSHIP	395	84	63	20	1	1	21.27
0016 SURREY TOWNSHIP	2719	445	294	125	26	22	16.37
0017 WINTERFIELD TOWNSHIP	367	95	60	27	8	8	25.89
0018 CITY OF CLARE	2225	329	237	85	7	6	14.79
0019 CITY OF HARRISON	1436	343	248	77	18	16	23.89

NUMBERED KEY CANVASS

RUN DATE:08/04/16 03:44 PM

CLARE COUNTY
PRIMARY ELECTION
AUGUST 2, 2016
Republican

OFFICIAL RESULTS

REPORT-EL52 PAGE 0002

WITH 19 OF 19 PRECINCTS REPORTING

REPRESENTATIVE IN CONGRESS 4TH DISTRICT
Vote for not more than 1

	VOTES	PERCENT	
01 = John Moolenaar	2,519	99.25	2520 **
02 = WRITE-IN	19	.75	

	01	02	
0001 ARTHUR TOWNSHIP	91	0	
0002 FRANKLIN TOWNSHIP	65	1	
0003 FREEMAN TOWNSHIP	109	0	
0004 FROST TOWNSHIP	110	0	
0005 GARFIELD TOWNSHIP	256	1	257 **
0006 GRANT TOWNSHIP	287	3	
0007 GREENWOOD TOWNSHIP	126	0	
0008 HAMILTON TOWNSHIP	135	7	
0009 HATTON TOWNSHIP	91	0	
0010 HAYES TOWNSHIP 1	145	3	
0011 HAYES TOWNSHIP 2	128	1	
0012 LINCOLN TOWNSHIP	103	1	
0013 REDDING TOWNSHIP	34	0	
0014 SHERIDAN TOWNSHIP	103	0	
0015 SUMMERFIELD TOWNSHIP	49	0	
0016 SURREY TOWNSHIP	248	0	
0017 WINTERFIELD TOWNSHIP	50	0	
0018 CITY OF CLARE	200	1	
0019 CITY OF HARRISON	189	1	

RECEIVED
CLARE COUNTY CLERK
2016 AUG 12 AM 10:32

**As determined by the Board of Canvassers

WITH 19 OF 19 PRECINCTS REPORTING

REPRESENTATIVE IN CONGRESS 4TH DISTRICT
Vote for not more than 1
01 = WRITE-IN

	VOTES	PERCENT
	277	100.00

	01
	Debra *** Wirth
0001 ARTHUR TOWNSHIP	4	2
0002 FRANKLIN TOWNSHIP	9	8
0003 FREEMAN TOWNSHIP	12	0
0004 FROST TOWNSHIP	11	0
0005 GARFIELD TOWNSHIP	23	1
0006 GRANT TOWNSHIP	19	3
0007 GREENWOOD TOWNSHIP	10	3
0008 HAMILTON TOWNSHIP	18	1
0009 HATTON TOWNSHIP	8	3
0010 HAYES TOWNSHIP 1	22	3
0011 HAYES TOWNSHIP 2	24	7
0012 LINCOLN TOWNSHIP	23	11
0013 REDDING TOWNSHIP	5	0
0014 SHERIDAN TOWNSHIP	4	3
0015 SUMMERFIELD TOWNSHIP	6	0
0016 SURREY TOWNSHIP	34	17
0017 WINTERFIELD TOWNSHIP	3	1
0018 CITY OF CLARE	25	10
0019 CITY OF HARRISON	17	3
***Declared Write-in		76

WITH 19 OF 19 PRECINCTS REPORTING

REPRESENTATIVE IN STATE LEGISLATURE 97TH DISTRICT
Vote for not more than 1

	VOTES	PERCENT			VOTES	PERCENT
01 = George Gilmore	485	16.54	04 = Jason Wentworth		1,501	51.18
02 = Brian Johnson	216	7.36	05 = Thomas L. Winarski	** 288	287	9.79
03 = Jacob Link	438	14.93	06 = WRITE-IN		6	.20

	01	02	03	04	05	06	
0001 ARTHUR TOWNSHIP	14	1	21	62	20	0	
0002 FRANKLIN TOWNSHIP	19	7	13	27	7	0	
0003 FREEMAN TOWNSHIP	24	7	35	55	6	1	
0004 FROST TOWNSHIP	17	14	30	59	9	0	
0005 GARFIELD TOWNSHIP	37	25	36	165	45	0	05 = 46 **
0006 GRANT TOWNSHIP	86	6	28	195	22	1	
0007 GREENWOOD TOWNSHIP	16	19	27	77	11	0	
0008 HAMILTON TOWNSHIP	27	19	43	66	14	0	
0009 HATTON TOWNSHIP	13	4	5	80	8	0	
0010 HAYES TOWNSHIP 1	20	20	23	82	18	2	
0011 HAYES TOWNSHIP 2	24	18	22	58	12	0	
0012 LINCOLN TOWNSHIP	14	13	11	70	9	0	
0013 REDDING TOWNSHIP	3	4	6	22	3	0	
0014 SHERIDAN TOWNSHIP	31	3	15	70	4	0	
0015 SUMMERFIELD TOWNSHIP	7	1	24	16	7	0	
0016 SURREY TOWNSHIP	40	19	25	164	31	0	
0017 WINTERFIELD TOWNSHIP	10	7	18	17	1	0	
0018 CITY OF CLARE	58	10	24	119	18	1	
0019 CITY OF HARRISON	25	19	32	97	42	1	

**As determined by the Board of Canvassers

WITH 19 OF 19 PRECINCTS REPORTING

REPRESENTATIVE IN STATE LEGISLATURE 97TH DISTRICT

Vote for not more than 1

	VOTES	PERCENT
01 = Robert C. Corbett	328	35.73
02 = Robert Townsend	583	63.51
03 = WRITE-IN	7	.76

	01	02	03
0001 ARTHUR TOWNSHIP	7	1	0
0002 FRANKLIN TOWNSHIP	23	7	0
0003 FREEMAN TOWNSHIP	21	51	0
0004 FROST TOWNSHIP	9	19	0
0005 GARFIELD TOWNSHIP	15	41	1
0006 GRANT TOWNSHIP	21	51	0
0007 GREENWOOD TOWNSHIP	25	23	0
0008 HAMILTON TOWNSHIP	11	34	0
0009 HATTON TOWNSHIP	6	14	0
0010 HAYES TOWNSHIP 1	18	29	0
0011 HAYES TOWNSHIP 2	25	37	0
0012 LINCOLN TOWNSHIP	40	35	2
0013 REDDING TOWNSHIP	8	22	0
0014 SHERIDAN TOWNSHIP	5	7	1
0015 SUMMERFIELD TOWNSHIP	8	7	1
0016 SURREY TOWNSHIP	27	90	0
0017 WINTERFIELD TOWNSHIP	8	18	0
0018 CITY OF CLARE	19	62	2
0019 CITY OF HARRISON	32	35	0

CLINTON COUNTY Statement of Vote
AUGUST_2_2016_ELECTION

200001	REPUBLICAN PARTY 4TH DISTRICT REPRESENTATIVE IN CONGRESS															
	Registration	Ballots Cast	Turnout (%)		John Moolenaar											
Bath Charter Township Precinct 1	1337	359	26.85		127											
Bath Charter Township Precinct 1	1337	0	0.00		0											
Bath Charter Township Precinct 1	1337	0	0.00		0											
Bath Charter Township Precinct 2	1873	346	18.47		106											
Bath Charter Township Precinct 2	1873	0	0.00		0											
Bath Charter Township Precinct 2	1873	0	0.00		0											
Bath Charter Township Precinct 3	1306	398	30.47		126											
Bath Charter Township Precinct 3	1306	0	0.00		0											
Bath Charter Township Precinct 3	1306	0	0.00		0											
Bath Charter Township Precinct 4	2240	418	18.66		155											
Bath Charter Township Precinct 4	2240	0	0.00		0											
Bath Charter Township Precinct 4	2240	0	0.00		0											
Bath Charter Township Precinct 5	1258	193	15.34		88											
Bath Charter Township Precinct 5	1258	0	0.00		0											
Bath Charter Township Precinct 5	1258	0	0.00		0											
Bengal Township Precinct 1 6	854	218	25.53		159											
Bengal Township Precinct 1 - Ele	854	0	0.00		0											
Bengal Township Precinct 1 - Cou	854	0	0.00		0											
Bingham Township Precinct 1 7	2159	0	0.00		0											
Bingham Township Precinct 1 - El	2159	516	23.90		355											
Bingham Township Precinct 1 - C	2159	0	0.00		0											
Dallas Township Precinct 1 8	1627	384	23.60		301											
Dallas Township Precinct 1 - Elec	1627	0	0.00		0											
Dallas Township Precinct 1 - Cou	1627	0	0.00		0											
DeWitt City Precinct 1 9	1510	300	19.87		180											
DeWitt City Precinct 1 - Election D	1510	0	0.00		0											
DeWitt City Precinct 1 - County C	1510	0	0.00		0											
DeWitt City Precinct 2 10	2087	518	24.82		276											
DeWitt City Precinct 2 - Election D	2087	0	0.00		0											
DeWitt City Precinct 2 - County C	2087	0	0.00		0											
DeWitt Charter Township Precinc	2076	314	15.13		192											
DeWitt Charter Township Precinc	2076	0	0.00		0											
DeWitt Charter Township Precinc	2076	0	0.00		0											
DeWitt Charter Township Precinc	1204	187	15.53		104											
DeWitt Charter Township Precinc	1204	0	0.00		0											
DeWitt Charter Township Precinc	1204	0	0.00		0											
DeWitt Charter Township Precinc	1900	332	17.47		208											
DeWitt Charter Township Precinc	1900	0	0.00		0											
DeWitt Charter Township Precinc	1900	0	0.00		0											
DeWitt Charter Township Precinc	1232	227	18.43		125											
DeWitt Charter Township Precinc	1232	0	0.00		0											
DeWitt Charter Township Precinc	1232	0	0.00		0											
DeWitt Charter Township Precinc	1444	206	14.27		123											
DeWitt Charter Township Precinc	1444	0	0.00		0											
DeWitt Charter Township Precinc	1444	0	0.00		0											
DeWitt Charter Township Precinc	1435	188	13.10		102											
DeWitt Charter Township Precinc	1435	0	0.00		0											
DeWitt Charter Township Precinc	1435	0	0.00		0											
DeWitt Charter Township Precinc	1951	265	13.58		128											
DeWitt Charter Township Precinc	1951	0	0.00		0											
DeWitt Charter Township Precinc	1951	0	0.00		0											
Duplain Township Precinct 1 18	1712	246	14.37		145											
Duplain Township Precinct 1 - Ele	1712	0	0.00		0											
Duplain Township Precinct 1 - Co	1712	0	0.00		0											
Eagle Township Precinct 1 19	2124	370	17.42		233											
Eagle Township Precinct 1 - Elect	2124	0	0.00		0											
Eagle Township Precinct 1 - Cour	2124	0	0.00		0											
Essex Township Precinct 1 20	1368	225	16.45		154											
Essex Township Precinct 1 - Elec	1368	0	0.00		0											
Essex Township Precinct 1 - Cou	1368	0	0.00		0											
Greenbush Township Precinct 1	1625	596	36.68		398											

CLINTON COUNTY Statement of Vote
AUGUST_2_2016_ELECTION

200001	REPUBLICAN PARTY 4TH DISTRICT REPRESENTATIVE IN CONGRESS																
	Registration	Ballots Cast	Turnout (%)		John Moolenaar												
Greenbush Township Precinct 1 -	1625	0	0.00		0												
Greenbush Township Precinct 1 -	1625	0	0.00		0												
Lebanon Township Precinct 1 22	421	63	14.96		53												
Lebanon Township Precinct 1 - El	421	0	0.00		0												
Lebanon Township Precinct 1 - C	421	0	0.00		0												
Olive Township Precinct 1 23	1936	416	21.49		267												
Olive Township Precinct 1 - Electi	1936	0	0.00		0												
Olive Township Precinct 1 - Coun	1936	0	0.00		0												
Ovid City Precinct 1 34	983	0	0.00		0												
Ovid City Precinct 1 - Election Da	983	135	13.73		81												
Ovid City Precinct 1 - County Cler	983	0	0.00		0												
Ovid Township Precinct 1 24	1573	215	13.67		141												
Ovid Township Precinct 1 - Electi	1573	0	0.00		0												
Ovid Township Precinct 1 - Count	1573	0	0.00		0												
Riley Township Precinct 1 25	1509	338	22.40		217												
Riley Township Precinct 1 - Electi	1509	0	0.00		0												
Riley Township Precinct 1 - Coun	1509	0	0.00		0												
St. Johns City Precinct 1 26	1993	384	19.27		255												
St. Johns City Precinct 1 - Electio	1993	0	0.00		0												
St. Johns City Precinct 1 - County	1993	0	0.00		0												
St. Johns City Precinct 2 27	2023	342	16.91		215												
St. Johns City Precinct 2 - Electio	2023	0	0.00		0												
St. Johns City Precinct 2 - County	2023	0	0.00		0												
St. Johns City Precinct 3 28	1682	376	22.35		217												
St. Johns City Precinct 3 - Electio	1682	0	0.00		0												
St. Johns City Precinct 3 - County	1682	0	0.00		0												
Victor Township Precinct 1 29	2658	775	29.16		489												
Victor Township Precinct 1 - Elect	2658	0	0.00		0												
Victor Township Precinct 1 - Cour	2658	0	0.00		0												
Watertown Charter Township Pre	1908	502	26.31		291												
Watertown Charter Township Pre	1908	0	0.00		0												
Watertown Charter Township Pre	1908	0	0.00		0												
Watertown Charter Township Pre	2146	394	18.36		252												
Watertown Charter Township Pre	2146	0	0.00		0												
Watertown Charter Township Pre	2146	0	0.00		0												
Westphalia Township Precinct 1	1619	303	18.72		240												
Westphalia Township Precinct 1 -	1619	0	0.00		0												
Westphalia Township Precinct 1 -	1619	0	0.00		0												
East Lansing Precinct 17 33	991	0	0.00		0												
East Lansing Precinct 17 - Electio	991	76	7.67		26												
East Lansing Precinct 17 - County	991	0	0.00		0												
East Lansing Precinct 17 AVCB	0	0	0.00		0												
East Lansing Precinct 17 AVCB -	0	30	0.00		15												
East Lansing Precinct 17 AVCB -	0	0	0.00		0												
State	55764	11155	20.00		6544												
93rd	55764	11155	20.00		6544												
County	55764	11155	20.00		6544												
District 1	7682	1480	19.27		972												
District 2	7733	1613	20.86		1150												
District 3	7857	1618	20.59		1042												
District 4	8681	1594	18.36		919												
District 5	8777	1651	18.81		960												
District 6	6894	1192	17.29		464												
District 7	8140	2007	24.66		1037												
Precinct Totals	55764	10398	18.65		6067												
Election Day Manual Entry Totals	55764	757	1.36		477												
County Clerk Totals	55764	0	0.00		0												

CLINTON COUNTY Statement of Vote
AUGUST_2_2016_ELECTION

200001	REPUBLICAN PARTY 4TH DISTRICT REPRESENTATIVE IN CONGRESS															
	Registration	Ballots Cast	Turnout (%)		John Moolenaar											
Grand Totals	55764	11155	20.00		6544											

U.S. REPRESENTATIVE IN CONGRESS - DISTRICT 4 - DEMOCRAT

Jurisdiction	Precinct	Debra Wirth Write-in
BATH CHARTER TOWNSHIP	PRECINCT 01	9
BATH CHARTER TOWNSHIP	PRECINCT 02	16
BATH CHARTER TOWNSHIP	PRECINCT 03	14
BATH CHARTER TOWNSHIP	PRECINCT 04	19
BATH CHARTER TOWNSHIP	PRECINCT 05	11
BENGAL TOWNSHIP	PRECINCT 01	2
BINGHAM TOWNSHIP	PRECINCT 01	3
DALLAS TOWNSHIP	PRECINCT 01	0
DEWITT CITY	PRECINCT 01	6
DEWITT CITY	PRECINCT 02	25
DE WITT CHARTER TOWNSHIP	PRECINCT 01	11
DE WITT CHARTER TOWNSHIP	PRECINCT 02	15
DE WITT CHARTER TOWNSHIP	PRECINCT 03	5
DE WITT CHARTER TOWNSHIP	PRECINCT 04	13
DE WITT CHARTER TOWNSHIP	PRECINCT 05	10
DE WITT CHARTER TOWNSHIP	PRECINCT 06	6
DEWITT CHARTER TOWNSHIP	PRECINCT 07	10
DUPLAIN TOWNSHIP	PRECINCT 01	3
EAGLE TOWNSHIP	PRECINCT 01	7
ESSEX TOWNSHIP	PRECINCT 01	2
GREENBUSH TOWNSHIP	PRECINCT 01	4
LEBANON TOWNSHIP	PRECINCT 01	0
OLIVE TOWNSHIP	PRECINCT 01	1
OVID CITY	PRECINCT 01	0
OVID TOWNSHIP	PRECINCT 01	2
RILEY TOWNSHIP	PRECINCT 01	13
ST. JOHNS CITY	PRECINCT 01	11
ST. JOHNS CITY	PRECINCT 02	9
ST. JOHNS CITY	PRECINCT 03	4
VICTOR TOWNSHIP	PRECINCT 01	10
WATERTOWN CHARTER TOWNSHIP	PRECINCT 01	9
WATERTOWN CHARTER TOWNSHIP	PRECINCT 02	4
WESTPHALIA TOWNSHIP	PRECINCT 01	0
CITY OF EAST LANSING	PRECINCT 17	12
TOTAL		**266**

CLINTON COUNTY Statement of Vote
AUGUST_2_2016_ELECTION

200002	REPUBLICAN PARTY 93RD DISTRICT STATE REPRESENTATIVE															
	Registration	Ballots Cast	Turnout (%)		Tom Leonard	Charles Truesdell										
Bath Charter Township Precinct 1	1337	359	26.85		98	39										
Bath Charter Township Precinct 1	1337	0	0.00		0	0										
Bath Charter Township Precinct 1	1337	0	0.00		0	0										
Bath Charter Township Precinct 2	1873	346	18.47		81	27										
Bath Charter Township Precinct 2	1873	0	0.00		0	0										
Bath Charter Township Precinct 2	1873	0	0.00		0	0										
Bath Charter Township Precinct 3	1306	398	30.47		118	22										
Bath Charter Township Precinct 3	1306	0	0.00		0	0										
Bath Charter Township Precinct 3	1306	0	0.00		0	0										
Bath Charter Township Precinct 4	2240	418	18.66		126	43										
Bath Charter Township Precinct 4	2240	0	0.00		0	0										
Bath Charter Township Precinct 4	2240	0	0.00		0	0										
Bath Charter Township Precinct 5	1258	193	15.34		74	15										
Bath Charter Township Precinct 5	1258	0	0.00		0	0										
Bath Charter Township Precinct 5	1258	0	0.00		0	0										
Bengal Township Precinct 1 6	854	218	25.53		146	42										
Bengal Township Precinct 1 - Ele	854	0	0.00		0	0										
Bengal Township Precinct 1 - Cou	854	0	0.00		0	0										
Bingham Township Precinct 1 7	2159	0	0.00		0	0										
Bingham Township Precinct 1 - El	2159	516	23.90		319	81										
Bingham Township Precinct 1 - C	2159	0	0.00		0	0										
Dallas Township Precinct 1 8	1627	384	23.60		291	52										
Dallas Township Precinct 1 - Elec	1627	0	0.00		0	0										
Dallas Township Precinct 1 - Cou	1627	0	0.00		0	0										
DeWitt City Precinct 1 9	1510	300	19.87		170	37										
DeWitt City Precinct 1 - Election D	1510	0	0.00		0	0										
DeWitt City Precinct 1 - County C	1510	0	0.00		0	0										
DeWitt City Precinct 2 10	2087	518	24.82		270	78										
DeWitt City Precinct 2 - Election D	2087	0	0.00		0	0										
DeWitt City Precinct 2 - County C	2087	0	0.00		0	0										
DeWitt Charter Township Precinc	2076	314	15.13		186	36										
DeWitt Charter Township Precinc	2076	0	0.00		0	0										
DeWitt Charter Township Precinc	2076	0	0.00		0	0										
DeWitt Charter Township Precinc	1204	187	15.53		90	30										
DeWitt Charter Township Precinc	1204	0	0.00		0	0										
DeWitt Charter Township Precinc	1204	0	0.00		0	0										
DeWitt Charter Township Precinc	1900	332	17.47		184	50										
DeWitt Charter Township Precinc	1900	0	0.00		0	0										
DeWitt Charter Township Precinc	1900	0	0.00		0	0										
DeWitt Charter Township Precinc	1232	227	18.43		113	27										
DeWitt Charter Township Precinc	1232	0	0.00		0	0										
DeWitt Charter Township Precinc	1232	0	0.00		0	0										
DeWitt Charter Township Precinc	1444	206	14.27		113	26										
DeWitt Charter Township Precinc	1444	0	0.00		0	0										
DeWitt Charter Township Precinc	1444	0	0.00		0	0										
DeWitt Charter Township Precinc	1435	188	13.10		96	20										
DeWitt Charter Township Precinc	1435	0	0.00		0	0										
DeWitt Charter Township Precinc	1435	0	0.00		0	0										
DeWitt Charter Township Precinc	1951	265	13.58		112	28										
DeWitt Charter Township Precinc	1951	0	0.00		0	0										
DeWitt Charter Township Precinc	1951	0	0.00		0	0										
Duplain Township Precinct 1 18	1712	246	14.37		129	30										
Duplain Township Precinct 1 - Ele	1712	0	0.00		0	0										
Duplain Township Precinct 1 - Co	1712	0	0.00		0	0										
Eagle Township Precinct 1 19	2124	370	17.42		169	102										
Eagle Township Precinct 1 - Elect	2124	0	0.00		0	0										
Eagle Township Precinct 1 - Cour	2124	0	0.00		0	0										
Essex Township Precinct 1 20	1368	225	16.45		141	39										
Essex Township Precinct 1 - Elec	1368	0	0.00		0	0										
Essex Township Precinct 1 - Cou	1368	0	0.00		0	0										
Greenbush Township Precinct 1	1625	596	36.68		370	101										

CLINTON COUNTY Statement of Vote
AUGUST_2_2016_ELECTION

200002	REPUBLICAN PARTY 93RD DISTRICT STATE REPRESENTATIVE																
	Registration	Ballots Cast	Turnout (%)		Tom Leonard	Charles Truesdell											
Greenbush Township Precinct 1 -	1625	0	0.00		0	0											
Greenbush Township Precinct 1 -	1625	0	0.00		0	0											
Lebanon Township Precinct 1 22	421	63	14.96		44	14											
Lebanon Township Precinct 1 - El	421	0	0.00		0	0											
Lebanon Township Precinct 1 - C	421	0	0.00		0	0											
Olive Township Precinct 1 23	1936	416	21.49		267	51											
Olive Township Precinct 1 - Electi	1936	0	0.00		0	0											
Olive Township Precinct 1 - Coun	1936	0	0.00		0	0											
Ovid City Precinct 1 34	983	0	0.00		0	0											
Ovid City Precinct 1 - Election Da	983	135	13.73		64	25											
Ovid City Precinct 1 - County Cler	983	0	0.00		0	0											
Ovid Township Precinct 1 24	1573	215	13.67		134	23											
Ovid Township Precinct 1 - Electi	1573	0	0.00		0	0											
Ovid Township Precinct 1 - Count	1573	0	0.00		0	0											
Riley Township Precinct 1 25	1509	338	22.40		196	52											
Riley Township Precinct 1 - Electi	1509	0	0.00		0	0											
Riley Township Precinct 1 - Coun	1509	0	0.00		0	0											
St. Johns City Precinct 1 26	1993	384	19.27		243	53											
St. Johns City Precinct 1 - Electio	1993	0	0.00		0	0											
St. Johns City Precinct 1 - County	1993	0	0.00		0	0											
St. Johns City Precinct 2 27	2023	342	16.91		187	54											
St. Johns City Precinct 2 - Electio	2023	0	0.00		0	0											
St. Johns City Precinct 2 - County	2023	0	0.00		0	0											
St. Johns City Precinct 3 28	1682	376	22.35		241	33											
St. Johns City Precinct 3 - Electio	1682	0	0.00		0	0											
St. Johns City Precinct 3 - County	1682	0	0.00		0	0											
Victor Township Precinct 1 29	2658	775	29.16		467	110											
Victor Township Precinct 1 - Elect	2658	0	0.00		0	0											
Victor Township Precinct 1 - Cour	2658	0	0.00		0	0											
Watertown Charter Township Pre	1908	502	26.31		222	140											
Watertown Charter Township Pre	1908	0	0.00		0	0											
Watertown Charter Township Pre	1908	0	0.00		0	0											
Watertown Charter Township Pre	2146	394	18.36		225	74											
Watertown Charter Township Pre	2146	0	0.00		0	0											
Watertown Charter Township Pre	2146	0	0.00		0	0											
Westphalia Township Precinct 1	1619	303	18.72		231	42											
Westphalia Township Precinct 1 -	1619	0	0.00		0	0											
Westphalia Township Precinct 1 -	1619	0	0.00		0	0											
East Lansing Precinct 17 33	991	0	0.00		0	0											
East Lansing Precinct 17 - Electio	991	76	7.67		18	14											
East Lansing Precinct 17 - County	991	0	0.00		0	0											
East Lansing Precinct 17 AVCB	0	0	0.00		0	0											
East Lansing Precinct 17 AVCB -	0	30	0.00		12	3											
East Lansing Precinct 17 AVCB -	0	0	0.00		0	0											
State	55764	11155	20.00		5947	1613											
93rd	55764	11155	20.00		5947	1613											
County	55764	11155	20.00		5947	1613											
District 1	7682	1480	19.27		882	232											
District 2	7733	1613	20.86		1033	290											
District 3	7857	1618	20.59		990	221											
District 4	8681	1594	18.36		785	295											
District 5	8777	1651	18.81		900	231											
District 6	6894	1192	17.29		379	118											
District 7	8140	2007	24.66		976	226											
Precinct Totals	55764	10398	18.65		5534	1490											
Election Day Manual Entry Totals	55764	757	1.36		413	123											
County Clerk Totals	55764	0	0.00		0	0											

CLINTON COUNTY Statement of Vote
AUGUST_2_2016_ELECTION

200002	REPUBLICAN PARTY 93RD DISTRICT STATE REPRESENTATIVE															
	Registration	Ballots Cast	Turnout (%)		Tom Leonard	Charles Truesdell										
Grand Totals	55764	11155	20.00		5947	1613										

CLINTON COUNTY Statement of Vote
AUGUST_2_2016_ELECTION

300114	DEMOCRATIC PARTY 93RD DISTRICT STATE REPRESENTATIVE															
	Registration	Ballots Cast	Turnout (%)		Josh Derke											
Greenbush Township Precinct 1 -	1625	0	0.00		0											
Greenbush Township Precinct 1 -	1625	0	0.00		0											
Lebanon Township Precinct 1 22	421	63	14.96		5											
Lebanon Township Precinct 1 - El	421	0	0.00		0											
Lebanon Township Precinct 1 - C	421	0	0.00		0											
Olive Township Precinct 1 23	1936	416	21.49		46											
Olive Township Precinct 1 - Electi	1936	0	0.00		0											
Olive Township Precinct 1 - Coun	1936	0	0.00		0											
Ovid City Precinct 1 34	983	0	0.00		0											
Ovid City Precinct 1 - Election Da	983	135	13.73		34											
Ovid City Precinct 1 - County Cler	983	0	0.00		0											
Ovid Township Precinct 1 24	1573	215	13.67		39											
Ovid Township Precinct 1 - Electi	1573	0	0.00		0											
Ovid Township Precinct 1 - Count	1573	0	0.00		0											
Riley Township Precinct 1 25	1509	338	22.40		38											
Riley Township Precinct 1 - Electi	1509	0	0.00		0											
Riley Township Precinct 1 - Coun	1509	0	0.00		0											
St. Johns City Precinct 1 26	1993	384	19.27		50											
St. Johns City Precinct 1 - Electio	1993	0	0.00		0											
St. Johns City Precinct 1 - County	1993	0	0.00		0											
St. Johns City Precinct 2 27	2023	342	16.91		72											
St. Johns City Precinct 2 - Electio	2023	0	0.00		0											
St. Johns City Precinct 2 - County	2023	0	0.00		0											
St. Johns City Precinct 3 28	1682	376	22.35		53											
St. Johns City Precinct 3 - Electio	1682	0	0.00		0											
St. Johns City Precinct 3 - County	1682	0	0.00		0											
Victor Township Precinct 1 29	2658	775	29.16		65											
Victor Township Precinct 1 - Elect	2658	0	0.00		0											
Victor Township Precinct 1 - Cour	2658	0	0.00		0											
Watertown Charter Township Pre	1908	502	26.31		60											
Watertown Charter Township Pre	1908	0	0.00		0											
Watertown Charter Township Pre	1908	0	0.00		0											
Watertown Charter Township Pre	2146	394	18.36		45											
Watertown Charter Township Pre	2146	0	0.00		0											
Watertown Charter Township Pre	2146	0	0.00		0											
Westphalia Township Precinct 1	1619	303	18.72		9											
Westphalia Township Precinct 1 -	1619	0	0.00		0											
Westphalia Township Precinct 1 -	1619	0	0.00		0											
East Lansing Precinct 17 33	991	0	0.00		0											
East Lansing Precinct 17 - Electio	991	76	7.67		39											
East Lansing Precinct 17 - County	991	0	0.00		0											
East Lansing Precinct 17 AVCB	0	0	0.00		0											
East Lansing Precinct 17 AVCB -	0	30	0.00		10											
East Lansing Precinct 17 AVCB -	0	0	0.00		0											
State	55764	11155	20.00		2035											
93rd	55764	11155	20.00		2035											
County	55764	11155	20.00		2035											
District 1	7682	1480	19.27		166											
District 2	7733	1613	20.86		128											
District 3	7857	1618	20.59		227											
District 4	8681	1594	18.36		307											
District 5	8777	1651	18.81		323											
District 6	6894	1192	17.29		451											
District 7	8140	2007	24.66		433											
Precinct Totals	55764	10398	18.65		1900											
Election Day Manual Entry Totals	55764	757	1.36		135											
County Clerk Totals	55764	0	0.00		0											

CLINTON COUNTY Statement of Vote
AUGUST_2_2016_ELECTION

300114	DEMOCRATIC PARTY 93RD DISTRICT STATE REPRESENTATIVE																
	Registration	Ballots Cast	Turnout (%)		Josh Derke												
Grand Totals	55764	11155	20.00		2035												

Lovegrove, Amy (MDOS)

From: Sutherland, Deb <SUTHERLD@clinton-county.org>
Sent: Thursday, August 18, 2016 9:52 AM
To: Lovegrove, Amy (MDOS)
Subject: RE: Poll Book Total/ Voter Turn out

Hi Amy,

You are not bugging me! And, it's my fault, because I can't type☺ Olive Township should be 417, rather than 416 or 418.

Please don't hesitate if you have any other questions.

Thank you,

Deb

Deb Sutherland | Chief Deputy Clerk/Register of Deeds | Clinton County
100 East State Street | St. Johns, MI 48879 | 989-224-5146 (Clerk) | 989-224-5270 (Register of Deeds)

This message is the property of Clinton County and falls under the rules and regulations of the Board of Commissioners Internet Policy Act.

From: Lovegrove, Amy (MDOS) [mailto:lovegrovea1@michigan.gov]
Sent: Thursday, August 18, 2016 8:50 AM
To: Sutherland, Deb
Cc: Quiroga, Evelyn (MDOS)
Subject: RE: Poll Book Total/ Voter Turn out

I hate to keep bugging you. Olive Township original number is 416 but now you have added 2, so that would add a total of 6 ballots, not 5.

Amy Lovegrove
Departmental Analyst
Bureau of Elections
Disclosure Data Division
(517) 241-2545

State filers must use e-SofO to file a new or amended Statement of Organization. Visit our website for details!

Follow us on Twitter @MICHCFR



From: Sutherland, Deb [mailto:SUTHERLD@clinton-county.org]
Sent: Friday, August 12, 2016 9:58 AM
To: Lovegrove, Amy (MDOS)
Subject: RE: Poll Book Total/ Voter Turn out

Hi Amy,

The following jurisdictions had additional turnout counts:

- Olive Township - 418
- Riley Township - 339
- Victor Township - 776
- Watertown Township, Pct. 2 - 395
- Westphalia Township - 304

And, you are correct that no candidate totals changed.

Let me know if you have any other questions.

Thanks,

Deb

Deb Sutherland | Chief Deputy Clerk/Register of Deeds | Clinton County
100 East State Street | St. Johns, MI 48879 | 989-224-5146 (Clerk) | 989-224-5270 (Register of Deeds)

This message is the property of Clinton County and falls under the rules and regulations of the Board of Commissioners Internet Policy Act.

From: Sutherland, Deb
Sent: Thursday, August 11, 2016 3:54 PM
To: Lovegrove, Amy (MDOS)
Subject: RE: Poll Book Total/ Voter Turn out

Hi Amy,

I am working in another office right now, but I will check when I am back in the Clerk's Office. I believe that the correct Poll Book Total should be 11,160 and can confirm which precincts have additions when I have access to the records.

Thanks,

Deb

From: Lovegrove, Amy (MDOS) [mailto:lovegrovea1@michigan.gov]
Sent: Thursday, August 11, 2016 3:43 PM
To: Sutherland, Deb
Subject: RE: Poll Book Total/ Voter Turn out

Also, since the ballots cast on the precinct reports have 11,155 and those vote totals match what you have reported for the candidates, it would seem adding 5 more ballots cast, but not changing the vote totals for any candidate would say that those 5 voters vote was not counted either?

Amy Lovegrove
Departmental Analyst
Bureau of Elections
Disclosure Data Division
(517) 241-2545

State filers must use e-SofO to file a new or amended Statement of Organization. Visit our website for details!

Follow us on Twitter @MICHCFR



From: Lovegrove, Amy (MDOS)
Sent: Thursday, August 11, 2016 3:31 PM
To: 'Sutherland, Deb'
Subject: RE: Poll Book Total/ Voter Turn out

Deb,

We would need to know which precincts these 5 ballots were added to.

Amy Lovegrove
Departmental Analyst
Bureau of Elections
Disclosure Data Division
(517) 241-2545

State filers must use e-SofO to file a new or amended Statement of Organization. Visit our website for details!

Follow us on Twitter @MICHCFR



From: Sutherland, Deb [mailto:SUTHERLD@clinton-county.org]
Sent: Thursday, August 11, 2016 11:33 AM
To: Lovegrove, Amy (MDOS)
Subject: FW: Poll Book Total/ Voter Turn out

Hi Amy,

Diane is out of the office, so she forwarded this message to me.

Our canvassers changed the Poll Book Total to 11,160, as this was the correct total. The total of 11,155, as originally reported, does not include "Ballots Not Counted", which should be included in our Poll Book Total. This is how our software vendor has explained the "Ballots Not Counted" to us:

"In the case of a not counted ballot, the ballot has an error, the error was over ridden. The override capability should be turned of when the system is coded. The override functionality should only be for blank and over voted ballots. All other errors should be turned off in the coding/machine. Over voted and blank ballots are always shown as counted.

It is possible the ballot was overridden when the machine should have disallowed it. A defective or misread ballot should not be allowed to be cast, but it does happen sometimes with the machines. Miss feeding a ballot (running slightly askew) can cause this not counted issue to occur.

It is possible a wrong precinct, wrong number or arrows, start bar detect etc. security header mismatch could be the culprit of what was overridden, that would not have counted but incremented the public counter."

Please let me know if you have any other questions.

Deb

Deb Sutherland | Chief Deputy Clerk/Register of Deeds | Clinton County
100 East State Street | St. Johns, MI 48879 | 989-224-5146 (Clerk) | 989-224-5270 (Register of Deeds)

This message is the property of Clinton County and falls under the rules and regulations of the Board of Commissioners Internet Policy Act.

From: Zuker, Diane
Sent: Thursday, August 11, 2016 11:19 AM
To: Sutherland, Deb
Subject: Fwd: Poll Book Total/ Voter Turn out

Sent from my iPhone

Begin forwarded message:

From: "Lovegrove, Amy (MDOS)" <lovegrovea1@michigan.gov>
Date: August 11, 2016, 9:47:43 AM EDT
To: "zukerd@clinton-county.org" <zukerd@clinton-county.org>
Cc: "Quiroga, Evelyn (MDOS)" <QuirogaE1@michigan.gov>, "DelRio, Irene (MDOS)" <DelRioI@michigan.gov>
Subject: Poll Book Total/ Voter Turn out

Hi Diane,

On the Official County Vote Total report you have submitted to the Bureau of Elections, the Poll Book Total is reported as 11,160. However on the Prec by Prec results it shows this number should be 11,155. You have included a Turnout Report that has the 11,160 number but it looks like this may have been generated on election day and my not be the correct number. I also looked at your official results you have posted to the website and it reports voter turn out as 11,155. Can you please verify the correct number?

Thank you.

Amy Lovegrove
Departmental Analyst
Bureau of Elections
Disclosure Data Division
(517) 241-2545

State filers must use e-SofO to file a new or amended Statement of Organization. Visit our website for details!

Follow us on Twitter @MICHCFR

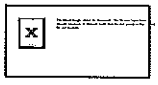

Tuesday August 2nd, 2016 Remember to Refresh		101	201	302	304	305	306	401	501	601	701	total
Total Registered Voters		1358	1286	311	1659	1670	1062	503	549	1536	1352	11286
Ballots Cast		480	334	99	662	527	265	192	132	315	327	3333
		35%	26%	32%	40%	32%	25%	38%	24%	21%	24%	30%
Congressional												
Congress 1st Dist (vote for 1)												
Jason Allen	R	111	65	25	141	134	46	29	31	52	81	715
Jack Bergman	R	172	84	34	167	135	63	72	36	103	74	940
Tom Casperson	R	77	35	11	79	63	49	31	32	58	32	467
Jerry Cannon	D	22	31	7	68	52	21	10	5	22	45	283
Lon Johnson	D	36	56	10	112	79	43	16	17	55	63	487
Legislative												
State Rep 103rd District (1)												
Vijay Kumar	R	82	43	19	81	69	39	37	13	51	43	477
Daire L Rendon	R	254	127	47	290	245	113	89	78	158	139	1540
Robin Pillinger Daniels	D	9	10	0	9	2	8	5	4	15	2	55
Brad Richards	D	6	8	1	1	11	6	4	3	11	3	54
Tim Schaiberger	D	4	6	0	3	3	3	3	2	6	3	33
Jordan Stancil	D	39	60	17	173	121	47	15	13	44	103	632
County												
Prosecuting Attorney (1)												
Everette E Ayers III	R	80	58	17	83	83	40	27	14	39	51	492
Sierra R Koch	R	163	79	32	189	127	64	61	52	91	77	935
Donald E Sommerfeld	R	122	58	24	154	147	64	39	33	83	71	795
Sheriff (vote for 1)												
Kirk A Wakefield	R	336	173	67	382	334	159	124	89	204	179	2047

Clerk/Register of Deeds (1)												
Sandra Moore	R	332	175	67	368	319	153	125	88	199	170	1996
Treasurer (vote for 1)												
Joe V. Wakeley	R	329	170	66	369	323	156	122	87	202	177	2001
Road Commissioner (1)												
Melissa Hull	R	126	77	41	173	154	82	52	39	76	71	891
Gary Summers	R	235	99	31	218	176	70	66	54	130	107	1186
County Commissioner												
1st District (vote for 1)											*	
Laurie Jamison	R										158	158
2nd District (vote for 1)		*		*								
Sharon Priebe	R	304		64								368
3rd District (vote for 1)			*						*			
Shelly L. Pinkelman	R		160						83			243
4th District (vote for 1)					*							
Jamie McClain	R				362							362
5th District (vote for 1)						*						
Rick Anderson	R					288						288
6th District (vote for 1)							*	*				
David J Stephenson	R						140	109				249
7th District (vote for 1)										*		
Phil Lewis	R									190		190

Beaver Creek Township				
Supervisor (vote for 1)				
Lee Riley	R	147		147
Kim VanNuck	R	246		246
Clerk (vote for 1)				
Michelle Cannoy	R	87		87
Sharon K Hartman	R	231		231
Bille Jo Miller	R	69		69
Treasurer (vote for 1)				
Max Meisner	R	139		139
Cathy M Morrow	R	104		104
Hope Schram	R	137		137
Trustee (vote for 2)				
Paula Capling	R	130		130
Meagan Little	R	186		186
Dennis G Neering	R	141		141
Carol Raybuck	R	145		145
Delegates to the		*		
County Convention (4)		*		
Paula Capling	R	146		0
Carol Raybuck	R	160		0
Kim VanNuck	R	244		0
Frederic Township			*	
Supervisor (vote for 1)				
William Johnson	R		155	155
Clerk (vote for 1)				
Nancy L Bindschatel	R		161	161

Treasuer (vote for 1)							
Karen M Dawson	R	164					164
Trustee (vote for 1)							
Deb Friedman	R	119					119
Avis Goscicki	R	93					93
Delegates to the		*					
County Convention (3)		*					
Deb Friedman	R	133					133
Grayling Township			*	*	*	*	
Supervisor (vote for 1)							
Richard M Harland	R		57	311	261	130	759
Clerk (vote for 1)			*	*	*	*	
Monica Ashton	R		59	319	269	138	785
Treasurer (vote for 1)			*	*	*	*	
Cindy Olson	R		56	306	259	135	756
Trustee (vote for 4)			*	*	*	*	
Duane Brooks	R		44	259	196	106	605
Dennis J Long	R		34	239	186	76	535
JoAnn Michal	R		33	193	148	82	456
Claudia Selthoffer	R		35	178	141	71	425
R Bruce Zalobsky	R		31	157	126	78	392
Constable (vote for 1)			*	*	*	*	
Albert Ingalls	R		53	284	243	127	707

Delegates to the County Convention		(1)	(4)	(4)	(3)			
Joseph Latusek (304)	R		291					291
Thomas Cogswell (305)	R			136				136
Sandra Moore (305)	R			245				245
Lovells Township					*			
Supervisor (vote for 1)					*			0
Gary A Neumann	R				122			
Randy Long	D				18			
Clerk (vote for 1)					*			
Cynthia Infante	R				118			118
Treasurer (vote for 1)					*			
Ann C Duby	R				125			125
Trustee (vote for 2)					*			
Cheryl L Hopp	R				84			84
Heather Lovell	R				86			86
Heidi M Miller	R				73			73
Delegates to the County Convention (2)					*			
					*			
Cynthia Infante	R				111			
Denny Inman	R				71			71
Maple Forest Township						*		
Supervisor (vote for 1)						*		
Tom Coors	R					89		89
Clerk (vote for 1)						*		
Sandra Baynham	D					19		19

Treasurer (vote for 1)		*		
Denise Babbitt	R	91		91
Trustee (vote for 2)		*		
Gayle L Desprez	R	81		81
Kristine K Madill	D	19		19
Delegates to the		*		
County Convention (2)		*		
South Branch Township			*	
Supervisor (vote for 1)			*	
Laurie Luck	R		190	190
Clerk (vote for 1)				
Lynn George	R		190	190
Treasurer (vote for 1)				
Rosemary Oakey	R		179	179
Trustee (vote for 2)				
Michael Janisse	R		161	161
Anna Sylvester	R		143	
Delegates to the			*	
County Convention (4)			*	
Lawrence Porta	R		169	169
City of Grayling				*
Delegates to the				*
County Convention (3)				*
Paul Smith	R			148 148

Jusge of the Circuit Court (1)											
46th Circuit - NON incumbent											
Michael T Edwards	66	27	4	37	26	19	16	16	62	16	289
Kevin L Hesselink	42	36	7	62	53	29	21	18	38	37	343
Colin G Hunter	175	119	49	266	211	112	59	36	91	120	1238
Jason Thompson	81	74	25	236	162	59	43	39	58	111	888
County Proposals											
COA - Renewal Millage	*	*	*	*	*	*	*	*	*	*	
Yes	271	245	69	494	370	187	124	86	202	239	2287
No	142	65	24	119	106	57	38	35	94	63	743
COA - Millage Operating	*	*	*	*	*	*	*	*	*	*	
Yes	205	193	54	405	312	159	96	68	162	194	1848
No	201	107	39	199	158	83	61	52	132	99	1131
Township Proposals											
Frederic Township		*									
Fire Millage Renewal		*									
Yes		214									214
No		76									76
Ambulance Millage		*									
Yes		191									191
No		98									98
Maple Forest								*			
Fire / EMS Millage								*			
Yes								97			97
No								32			32

Abbreviations

(R) - Republican
(D) - Democratic

Precinct
101 - Beaver Creek Twsp
201 - Frederic Twsp
302 - Grayling Twsp
304- Grayling Twsp
305 - Grayling Twsp
306 - Grayling Twsp
401 - Lovells Twsp
501 - Maple Forest Twsp
601 - South Branch Twsp
701 - Grayling City

RECEIVED/FILED
MICH. DEPT. OF STATE
2016 AUG -5 AM 11:16
ELECTIONS/GREAT SEAL

CANVASS OF VOTES CAST
PRIMARY ELECTION
WEDNESDAY, AUGUST 3, 2016

STATEMENT OF VOTES

The statements of votes polled in the ten (10) voting precincts of Crawford County Primary Election held on Tuesday, August 2, 2016 and filed with the County Clerk, and the Board of Canvassers, having duly examined and considered the statements, the Canvass of Votes Cast for the following election.

State of Michigan
County of Crawford

We do hereby certify the foregoing is a correct statement of the votes cast in the Primary Election held on Tuesday, August 2, 2016.
In witness whereof, we have hereunto set our hands and affixed the seal of the Circuit Court for the County of Crawford, this 3rd day of August, 2016.

Board of Canvassers:

A true Copy:
Sandra Moore

Sandra Moore, Crawford County Clerk
State of Michigan

Primary Election
Tuesday August 2, 2016
Delta County Michigan
Official Results as Certified by the Board of Canvassers

RECEIVED
MICHIGAN DEPT OF STATE
2016 AUG 10 AM 9:09

	TURN OUT	US Rep - Rep				State Rep - Rep				Sheriff - Rep	
	Cards Cast	Total Votes	Jason Allen	Jack Bergman	Tom Casperson	Total Votes	Alan Arcand	Beau Matthew LaFave	Darryl Shann	Total Votes	Edward Oswald
Jurisdiction Wide											
Baldwin Township, Precinct 1											
Polling	144	112	11	16	85	106	31	45	30	92	92
Absentee	0	0	0	0	0	0	0	0	0	0	0
Total	144	112	11	16	85	106	31	45	30	92	92
Bark River Township, Precinct 1											
Polling	373	288	15	51	221	266	57	126	82	253	253
Absentee	0	0	0	0	0	0	0	0	0	0	0
Total	373	288	15	51	221	266	57	126	82	253	253
Bay de Noc Township, Precinct 1											
Polling	104	60	5	12	43	59	18	27	14	51	51
Absentee	0	0	0	0	0	0	0	0	0	0	0
Total	104	60	5	12	43	59	18	27	14	51	51
Brampton Township, Precinct 1											
Polling	238	144	10	34	100	139	50	42	47	115	115
Absentee	0	0	0	0	0	0	0	0	0	0	0
Total	238	144	10	34	100	139	50	42	47	115	115
Cornell Township, Precinct 1											
Polling	130	80	4	12	64	78	24	23	31	67	67
Absentee	0	0	0	0	0	0	0	0	0	0	0
Total	130	80	4	12	64	78	24	23	31	67	67
Ensign Township, Precinct 1											
Polling	189	107	3	14	89	94	27	41	26	96	96
Absentee	0	0	0	0	0	0	0	0	0	0	0
Total	187 ~~189~~	107	3	14	89	94	27	41	26	96	96
Escanaba City, Precinct 1											
Polling	321	215	19	42	153	203	40	72	91	177	175
Absentee	182	81	5	7	69	71	13	37	21	65	65
Total	503	296	24	49	222	274	53	109	112	242	240
Escanaba City, Precinct 2											
Polling	443	290	21	57	212	270	43	105	122	241	240
Absentee	552	302	15	55	231	258	36	120	100	253	252
Total	995	592	36	112	443	528	79	225	222	494	492
Escanaba City, Precinct 3											
Polling	279	183	4	51	128	171	27	61	83	152	152
Absentee	338	156	12	23	121	138	21	74	43	146	145
Total	617	339	16	74	249	309	48	135	126	298	297
Escanaba City, Precinct 4											
Polling	165	86	3	10	73	80	15	24	39	77	76
Absentee	118	44	4	5	35	38	4	17	17	44	44
Total	283	130	7	15	108	118	19	41	56	121	120
Escanaba Township, Precinct 1											
Polling	351	265	17	78	169	252	64	118	70	222	221
Absentee	99	49	0	8	41	41	5	16	20	45	45
Total	450	314	17	86	210	293	69	134	90	267	266
Escanaba Township, Precinct 2											
Polling	135	75	1	14	60	70	22	32	16	60	60
Absentee	65	26	1	0	25	21	2	13	6	25	25
Total	200	101	2	14	85	91	24	45	22	85	85
Escanaba Township, Precinct 3											
Polling	85	54	4	9	41	50	17	20	13	46	46
Absentee	67	23	1	2	20	20	7	9	4	22	22
Total	152	77	5	11	61	70	24	29	17	68	68
Fairbanks Township, Precinct 1											

Primary Election
Tuesday August 2, 2016
Delta County Michigan
Official Results as Certified by the Board of Canvassers

	TURN OUT	US Rep - Rep				State Rep - Rep				Sheriff - Rep	
	Cards Cast	Total Votes	Jason Allen	Jack Bergman	Tom Casperson	Total Votes	Alan Arcand	Beau Matthew LaFave	Darryl Shamn	Total Votes	Edward Oswald
Polling	87	49	5	9	35	42	8	24	10	35	35
Absentee	0	0	0	0	0	0	0	0	0	0	0
Total	87	49	5	9	35	42	8	24	10	35	35
Ford River Township, Precinct 1											
Polling	480	276	13	49	213	258	60	71	127	241	240
Absentee	0	0	0	0	0	0	0	0	0	0	0
Total	479 ~~480~~	276	13	49	213	258	60	71	127	241	240
Garden Township, Precinct 1											
Polling	385	49	1	12	36	46	14	20	12	44	44
Absentee	0	0	0	0	0	0	0	0	0	0	0
Total	385	49	1	12	36	46	14	20	12	44	44
Gladstone City, Precinct 1											
Polling	351	230	11	58	161	218	56	85	76	187	186
Absentee	163	72	7	15	50	61	13	31	17	64	64
Total	514	302	18	73	211	279	69	116	93	251	250
Gladstone City, Precinct 2											
Polling	356	253	13	52	188	241	76	86	79	211	209
Absentee	138	87	8	16	63	78	19	37	22	71	71
Total	494	340	21	68	251	319	95	123	101	282	280
Maple Ridge Township, Precinct 1											
Polling	208	93	7	25	61	88	12	43	31	83	82
Absentee	0	0	0	0	0	0	0	0	0	0	0
Total	208	93	7	25	61	88	12	43	31	83	82
Masonville Township, Precinct 1											
Polling	406	275	20	73	182	248	64	111	73	231	230
Absentee	0	0	0	0	0	0	0	0	0	0	0
Total	406	275	20	73	182	248	64	111	73	231	230
Nahma Township, Precinct 1											
Polling	87	51	3	4	44	42	7	18	17	39	39
Absentee	0	0	0	0	0	0	0	0	0	0	0
Total	87	51	3	4	44	42	7	18	17	39	39
Wells Township, Precinct 1											
Polling	377	181	10	35	136	166	23	60	82	143	143
Absentee	0	0	0	0	0	0	0	0	0	0	0
Total	377	181	10	35	136	166	23	60	82	143	143
Wells Township, Precinct 2											
Polling	772	421	20	73	328	393	79	155	157	336	333
Absentee	0	0	0	0	0	0	0	0	0	0	0
Total	770 ~~772~~	421	20	73	328	393	79	155	157	336	333
Total											
Polling	6466	3837	220	790	2822	3580	834	1409	1328	3199	3185
Absentee	1722	840	53	131	655	726	120	354	250	735	733
Total	~~8188~~ 8183	4677	273	921	3477	4306	954	1763	1578	3934	3918

Primary Election
Tuesday August 2, 2016
Delta County Michigan
Official Results as Certified by the Board of Canvassers

	US Rep - Dem			State Rep - Dem			Prosecutor - Dem		Treasurer - Dem	
	Total Votes	Jerry Cannon	Lon Johnson	Total Votes	Scott A. Celello	Dana Dziedzic	Total Votes	Philip L. Strom	Total Votes	Tom Sabor
Jurisdiction Wide										
Baldwin Township, Precinct 1										
Polling	29	6	23	28	10	18	25	25	23	23
Absentee	0	0	0	0	0	0	0	0	0	0
Total	29	6	23	28	10	18	25	25	23	23
Bark River Township, Precinct 1										
Polling	58	15	43	58	23	35	56	56	50	50
Absentee	0	0	0	0	0	0	0	0	0	0
Total	58	15	43	58	23	35	56	56	50	50
Bay de Noc Township, Precinct 1										
Polling	33	9	23	33	12	20	32	32	32	31
Absentee	0	0	0	0	0	0	0	0	0	0
Total	33	9	23	33	12	20	32	32	32	31
Brampton Township, Precinct 1										
Polling	84	17	67	80	38	42	78	78	76	76
Absentee	0	0	0	0	0	0	0	0	0	0
Total	84	17	67	80	38	42	78	78	76	76
Cornell Township, Precinct 1										
Polling	46	12	34	45	18	27	42	42	37	37
Absentee	0	0	0	0	0	0	0	0	0	0
Total	46	12	34	45	18	27	42	42	37	37
Ensign Township, Precinct 1										
Polling	71	18	53	64	26	38	63	63	57	57
Absentee	0	0	0	0	0	0	0	0	0	0
Total	71	18	53	64	26	38	63	63	57	57
Escanaba City, Precinct 1										
Polling	97	16	81	92	51	41	89	89	83	83
Absentee	76	23	53	77	44	33	76	76	75	75
Total	173	39	134	169	95	74	165	165	158	158
Escanaba City, Precinct 2										
Polling	137	22	113	135	60	74	128	128	121	121
Absentee	177	51	126	171	103	68	172	170	168	168
Total	314	73	239	306	163	142	300	298	289	289
Escanaba City, Precinct 3										
Polling	92	28	63	89	45	43	88	87	81	81
Absentee	115	45	69	116	75	40	121	121	113	112
Total	207	73	132	205	120	83	209	208	194	193
Escanaba City, Precinct 4										
Polling	68	12	56	68	26	42	62	62	54	53
Absentee	50	19	31	50	29	20	50	50	48	48
Total	118	31	87	118	55	62	112	112	102	101
Escanaba Township, Precinct 1										
Polling	75	18	57	77	31	46	77	75	69	68
Absentee	35	19	16	34	21	13	35	35	35	35
Total	110	37	73	111	52	59	112	110	104	103
Escanaba Township, Precinct 2										
Polling	51	17	34	49	24	25	44	44	42	42
Absentee	26	10	16	26	17	9	25	25	27	26
Total	77	27	50	75	41	34	69	69	69	68
Escanaba Township, Precinct 3										
Polling	27	10	17	23	9	14	25	25	23	23
Absentee	31	19	12	33	20	13	34	34	29	29
Total	58	29	29	56	29	27	59	59	52	52
Fairbanks Township, Precinct 1										

Primary Election
Tuesday August 2, 2016
Delta County Michigan
Official Results as Certified by the Board of Canvassers

	US Rep - Dem			State Rep - Dem			Prosecutor - Dem		Treasurer - Dem	
	Total Votes	Jerry Cannon	Lon Johnson	Total Votes	Scott A. Celello	Dana Dziedzic	Total Votes	Philip L. Strom	Total Votes	Tom Sabor
Polling	35	2	33	30	12	18	25	25	26	26
Absentee	0	0	0	0	0	0	0	0	0	0
Total	35	2	33	30	12	18	25	25	26	26
Ford River Township, Precinct 1										
Polling	131	28	103	125	57	68	123	122	116	115
Absentee	0	0	0	0	0	0	0	0	0	0
Total	131	28	103	125	57	68	123	122	116	115
Garden Township, Precinct 1										
Polling	234	51	182	208	54	154	168	167	163	161
Absentee	0	0	0	0	0	0	0	0	0	0
Total	234	51	182	208	54	154	168	167	163	161
Gladstone City, Precinct 1										
Polling	116	33	83	117	62	55	109	109	104	104
Absentee	70	22	48	63	45	18	63	62	59	58
Total	186	55	131	180	107	73	172	171	163	162
Gladstone City, Precinct 2										
Polling	96	18	77	94	33	60	88	87	81	81
Absentee	41	19	22	41	18	23	40	40	36	36
Total	137	37	99	135	51	83	128	127	117	117
Maple Ridge Township, Precinct 1										
Polling	65	17	48	65	24	41	61	61	62	62
Absentee	0	0	0	0	0	0	0	0	0	0
Total	65	17	48	65	24	41	61	61	62	62
Masonville Township, Precinct 1										
Polling	111	26	85	106	53	53	94	92	90	90
Absentee	0	0	0	0	0	0	0	0	0	0
Total	111	26	85	106	53	53	94	92	90	90
Nahma Township, Precinct 1										
Polling	31	4	27	32	11	21	26	26	27	26
Absentee	0	0	0	0	0	0	0	0	0	0
Total	31	4	27	32	11	21	26	26	27	26
Wells Township, Precinct 1										
Polling	155	46	109	154	77	76	142	142	136	136
Absentee	0	0	0	0	0	0	0	0	0	0
Total	155	46	109	154	77	76	142	142	136	136
Wells Township, Precinct 2										
Polling	280	81	198	267	136	129	278	277	263	262
Absentee	0	0	0	0	0	0	0	0	0	0
Total	280	81	198	267	136	129	278	277	263	262
Total										
Polling	2122	506	1609	2039	892	1140	1923	1914	1816	1808
Absentee	621	227	393	611	372	237	616	613	590	587
Total	2743	733	2002	2650	1264	1377	2539	2527	2406	2395

Primary Election
Tuesday August 2, 2016
Delta County Michigan
Official Results as Certified by the Board of Canvassers

	County Clerk - Rep		Drain Com - Rep	Surveyor - Rep		Co Com 1 - Rep		Co Com 2 - Rep		Co Com 3 - Rep
	Total Votes	Nancy J. Kolich	Total Votes	Total Votes	Mel Davis	Total Votes	Gerard N. Tatrow	Total Votes	Patrick Johnson	Total Votes
Jurisdiction Wide										
Baldwin Township, Precinct 1										
Polling	92	92	4	86	85	83	83	-	-	-
Absentee	0	0	0	0	0	0	0	-	-	-
Total	92	92	4	86	85	83	83	-	-	-
Bark River Township, Precinct 1										
Polling	244	243	16	191	191	-	-	-	-	15
Absentee	0	0	0	0	0	-	-	-	-	0
Total	244	243	16	191	191	-	-	-	-	15
Bay de Noc Township, Precinct 1										
Polling	52	52	4	45	45	50	50	-	-	-
Absentee	0	0	0	0	0	0	0	-	-	-
Total	52	52	4	45	45	50	50	-	-	-
Brampton Township, Precinct 1										
Polling	118	117	6	106	105	105	105	-	-	-
Absentee	0	0	0	0	0	0	0	-	-	-
Total	118	117	6	106	105	105	105	-	-	-
Cornell Township, Precinct 1										
Polling	74	74	2	59	59	61	61	-	-	-
Absentee	0	0	0	0	0	0	0	-	-	-
Total	74	74	2	59	59	61	61	-	-	-
Ensign Township, Precinct 1										
Polling	92	92	2	77	77	71	71	-	-	-
Absentee	0	0	0	0	0	0	0	-	-	-
Total	92	92	2	77	77	71	71	-	-	-
Escanaba City, Precinct 1										
Polling	179	176	13	147	144	-	-	-	-	-
Absentee	69	69	2	60	60	-	-	-	-	-
Total	248	245	15	207	204	-	-	-	-	-
Escanaba City, Precinct 2										
Polling	238	237	18	195	194	-	-	-	-	17
Absentee	261	261	10	233	233	-	-	-	-	9
Total	499	498	28	428	427	-	-	-	-	26
Escanaba City, Precinct 3										
Polling	156	154	11	126	126	-	-	-	-	-
Absentee	149	149	3	138	138	-	-	-	-	-
Total	305	303	14	264	264	-	-	-	-	-
Escanaba City, Precinct 4										
Polling	79	79	12	64	63	-	-	-	-	-
Absentee	44	44	2	41	41	-	-	-	-	-
Total	123	123	14	105	104	-	-	-	-	-
Escanaba Township, Precinct 1										
Polling	221	221	12	198	197	-	-	200	199	-
Absentee	46	46	0	39	39	-	-	39	39	-
Total	267	267	12	237	236	-	-	239	238	-
Escanaba Township, Precinct 2										
Polling	62	62	2	53	52	-	-	-	-	-
Absentee	25	25	0	24	24	-	-	-	-	-
Total	87	87	2	77	76	-	-	-	-	-
Escanaba Township, Precinct 3										
Polling	41	40	3	41	41	-	-	38	38	-
Absentee	22	22	1	19	19	-	-	18	18	-
Total	63	62	4	60	60	-	-	56	56	-
Fairbanks Township, Precinct 1										

Primary Election
Tuesday August 2, 2016
Delta County Michigan
Official Results as Certified by the Board of Canvassers

	County Clerk - Rep		Drain Com - Rep	Surveyor - Rep		Co Com 1 - Rep		Co Com 2 - Rep		Co Com 3 - Rep
	Total Votes	Nancy J. Kolich	Total Votes	Total Votes	Mel Davis	Total Votes	Gerard N. Tatrow	Total Votes	Patrick Johnson	Total Votes
Polling	37	37	0	29	28	35	34	-	-	-
Absentee	0	0	0	0	0	0	0	-	-	-
Total	37	37	0	29	28	35	34	-	-	-
Ford River Township, Precinct 1										
Polling	236	236	15	199	199	-	-	-	-	12
Absentee	0	0	0	0	0	-	-	-	-	0
Total	236	236	15	199	199	-	-	-	-	12
Garden Township, Precinct 1										
Polling	43	42	7	40	40	42	42	-	-	-
Absentee	0	0	0	0	0	0	0	-	-	-
Total	43	42	7	40	40	42	42	-	-	-
Gladstone City, Precinct 1										
Polling	186	185	16	153	153	-	-	173	173	-
Absentee	63	63	3	54	54	-	-	62	62	-
Total	249	248	19	207	207	-	-	235	235	-
Gladstone City, Precinct 2										
Polling	210	208	9	190	189	-	-	198	197	-
Absentee	75	75	3	67	67	-	-	69	69	-
Total	285	283	12	257	256	-	-	267	266	-
Maple Ridge Township, Precinct 1										
Polling	86	85	4	68	65	71	69	-	-	-
Absentee	0	0	0	0	0	0	0	-	-	-
Total	86	85	4	68	65	71	69	-	-	-
Masonville Township, Precinct 1										
Polling	230	230	5	203	203	207	207	-	-	-
Absentee	0	0	0	0	0	0	0	-	-	-
Total	230	230	5	203	203	207	207	-	-	-
Nahma Township, Precinct 1										
Polling	35	35	3	29	29	31	31	-	-	-
Absentee	0	0	0	0	0	0	0	-	-	-
Total	35	35	3	29	29	31	31	-	-	-
Wells Township, Precinct 1										
Polling	154	154	12	128	127	-	-	-	-	-
Absentee	0	0	0	0	0	-	-	-	-	-
Total	154	154	12	128	127	-	-	-	-	-
Wells Township, Precinct 2										
Polling	333	331	22	291	288	-	-	-	-	-
Absentee	0	0	0	0	0	-	-	-	-	-
Total	333	331	22	291	288	-	-	-	-	-
Total										
Polling	3198	3182	198	2718	2700	756	753	609	607	44
Absentee	754	754	24	675	675	0	0	188	188	9
Total	3952	3936	222	3393	3375	756	753	797	795	53

Primary Election
Tuesday August 2, 2016
Delta County Michigan
Official Results as Certified by the Board of Canvassers

	Co Com 4 - Rep		Co Com 5 - Rep	Baldwin Supervisor - R		Baldwin Clerk - R		Baldwin Treasuer - R	
	Total Votes	Mary Schram-Blasier	Total Votes	Total Votes	Gregory J. Stevenson	Total Votes	Julian Vandecaveye	Total Votes	Mark S. Depuydt
Jurisdiction Wide									
Baldwin Township, Precinct 1									
Polling	-	-	-	78	77	81	81	81	81
Absentee	-	-	-	0	0	0	0	0	0
Total	-	-	-	78	77	81	81	81	81
Bark River Township, Precinct 1									
Polling	-	-	-	-	-	-	-	-	-
Absentee	-	-	-	-	-	-	-	-	-
Total	-	-	-	-	-	-	-	-	-
Bay de Noc Township, Precinct 1									
Polling	-	-	-	-	-	-	-	-	-
Absentee	-	-	-	-	-	-	-	-	-
Total	-	-	-	-	-	-	-	-	-
Brampton Township, Precinct 1									
Polling	-	-	-	-	-	-	-	-	-
Absentee	-	-	-	-	-	-	-	-	-
Total	-	-	-	-	-	-	-	-	-
Cornell Township, Precinct 1									
Polling	-	-	-	-	-	-	-	-	-
Absentee	-	-	-	-	-	-	-	-	-
Total	-	-	-	-	-	-	-	-	-
Ensign Township, Precinct 1									
Polling	-	-	-	-	-	-	-	-	-
Absentee	-	-	-	-	-	-	-	-	-
Total	-	-	-	-	-	-	-	-	-
Escanaba City, Precinct 1									
Polling	156	154	-	-	-	-	-	-	-
Absentee	56	56	-	-	-	-	-	-	-
Total	212	210	-	-	-	-	-	-	-
Escanaba City, Precinct 2									
Polling	-	-	-	-	-	-	-	-	-
Absentee	-	-	-	-	-	-	-	-	-
Total	-	-	-	-	-	-	-	-	-
Escanaba City, Precinct 3									
Polling	125	125	-	-	-	-	-	-	-
Absentee	132	132	-	-	-	-	-	-	-
Total	257	257	-	-	-	-	-	-	-
Escanaba City, Precinct 4									
Polling	-	-	12	-	-	-	-	-	-
Absentee	-	-	2	-	-	-	-	-	-
Total	-	-	14	-	-	-	-	-	-
Escanaba Township, Precinct 1									
Polling	-	-	-	-	-	-	-	-	-
Absentee	-	-	-	-	-	-	-	-	-
Total	-	-	-	-	-	-	-	-	-
Escanaba Township, Precinct 2									
Polling	-	-	2	-	-	-	-	-	-
Absentee	-	-	0	-	-	-	-	-	-
Total	-	-	2	-	-	-	-	-	-
Escanaba Township, Precinct 3									
Polling	-	-	-	-	-	-	-	-	-
Absentee	-	-	-	-	-	-	-	-	-
Total	-	-	-	-	-	-	-	-	-
Fairbanks Township, Precinct 1									

Primary Election
Tuesday August 2, 2016
Delta County Michigan
Official Results as Certified by the Board of Canvassers

	Co Com 4 - Rep		Co Com 5 - Rep	Baldwin Supervisor - R		Baldwin Clerk - R		Baldwin Treasuer - R	
	Total Votes	Mary Schram-Blasier	Total Votes	Total Votes	Gregory J. Stevenson	Total Votes	Julian Vandecaveye	Total Votes	Mark S. Depuydt
Polling	-	-	-	-	-	-	-	-	-
Absentee	-	-	-	-	-	-	-	-	-
Total	-	-	-	-	-	-	-	-	-
Ford River Township, Precinct 1									
Polling	-	-	-	-	-	-	-	-	-
Absentee	-	-	-	-	-	-	-	-	-
Total	-	-	-	-	-	-	-	-	-
Garden Township, Precinct 1									
Polling	-	-	-	-	-	-	-	-	-
Absentee	-	-	-	-	-	-	-	-	-
Total	-	-	-	-	-	-	-	-	-
Gladstone City, Precinct 1									
Polling	-	-	-	-	-	-	-	-	-
Absentee	-	-	-	-	-	-	-	-	-
Total	-	-	-	-	-	-	-	-	-
Gladstone City, Precinct 2									
Polling	-	-	-	-	-	-	-	-	-
Absentee	-	-	-	-	-	-	-	-	-
Total	-	-	-	-	-	-	-	-	-
Maple Ridge Township, Precinct 1									
Polling	-	-	-	-	-	-	-	-	-
Absentee	-	-	-	-	-	-	-	-	-
Total	-	-	-	-	-	-	-	-	-
Masonville Township, Precinct 1									
Polling	-	-	-	-	-	-	-	-	-
Absentee	-	-	-	-	-	-	-	-	-
Total	-	-	-	-	-	-	-	-	-
Nahma Township, Precinct 1									
Polling	-	-	-	-	-	-	-	-	-
Absentee	-	-	-	-	-	-	-	-	-
Total	-	-	-	-	-	-	-	-	-
Wells Township, Precinct 1									
Polling	-	-	9	-	-	-	-	-	-
Absentee	-	-	0	-	-	-	-	-	-
Total	-	-	9	-	-	-	-	-	-
Wells Township, Precinct 2									
Polling	-	-	22	-	-	-	-	-	-
Absentee	-	-	0	-	-	-	-	-	-
Total	-	-	22	-	-	-	-	-	-
Total									
Polling	281	279	45	78	77	81	81	81	81
Absentee	188	188	2	0	0	0	0	0	0
Total	469	467	47	78	77	81	81	81	81

Primary Election
Tuesday August 2, 2016
Delta County Michigan
Official Results as Certified by the Board of Canvassers

	Baldwin Trustee - R			Bark River Clerk - R		Bark River Treasurer - R			Bark River Trustee - R		
	Total Votes	Jennifer S. Cretens	Thomas J. LaChance	Total Votes	Mark S. Ray	Total Votes	Scott Kwarciany	Lynn M. Labadie	Total Votes	Randy Gorecki	Michael Labadie
Jurisdiction Wide											
Baldwin Township, Precinct 1											
Polling	128	58	70	-	-	-	-	-	-	-	-
Absentee	0	0	0	-	-	-	-	-	-	-	-
Total	128	58	70	-	-	-	-	-	-	-	-
Bark River Township, Precinct 1											
Polling	-	-	-	249	249	281	160	121	363	190	173
Absentee	-	-	-	0	0	0	0	0	0	0	0
Total	-	-	-	249	249	281	160	121	363	190	173
Bay de Noc Township, Precinct 1											
Polling	-	-	-	-	-	-	-	-	-	-	-
Absentee	-	-	-	-	-	-	-	-	-	-	-
Total	-	-	-	-	-	-	-	-	-	-	-
Brampton Township, Precinct 1											
Polling	-	-	-	-	-	-	-	-	-	-	-
Absentee	-	-	-	-	-	-	-	-	-	-	-
Total	-	-	-	-	-	-	-	-	-	-	-
Cornell Township, Precinct 1											
Polling	-	-	-	-	-	-	-	-	-	-	-
Absentee	-	-	-	-	-	-	-	-	-	-	-
Total	-	-	-	-	-	-	-	-	-	-	-
Ensign Township, Precinct 1											
Polling	-	-	-	-	-	-	-	-	-	-	-
Absentee	-	-	-	-	-	-	-	-	-	-	-
Total	-	-	-	-	-	-	-	-	-	-	-
Escanaba City, Precinct 1											
Polling	-	-	-	-	-	-	-	-	-	-	-
Absentee	-	-	-	-	-	-	-	-	-	-	-
Total	-	-	-	-	-	-	-	-	-	-	-
Escanaba City, Precinct 2											
Polling	-	-	-	-	-	-	-	-	-	-	-
Absentee	-	-	-	-	-	-	-	-	-	-	-
Total	-	-	-	-	-	-	-	-	-	-	-
Escanaba City, Precinct 3											
Polling	-	-	-	-	-	-	-	-	-	-	-
Absentee	-	-	-	-	-	-	-	-	-	-	-
Total	-	-	-	-	-	-	-	-	-	-	-
Escanaba City, Precinct 4											
Polling	-	-	-	-	-	-	-	-	-	-	-
Absentee	-	-	-	-	-	-	-	-	-	-	-
Total	-	-	-	-	-	-	-	-	-	-	-
Escanaba Township, Precinct 1											
Polling	-	-	-	-	-	-	-	-	-	-	-
Absentee	-	-	-	-	-	-	-	-	-	-	-
Total	-	-	-	-	-	-	-	-	-	-	-
Escanaba Township, Precinct 2											
Polling	-	-	-	-	-	-	-	-	-	-	-
Absentee	-	-	-	-	-	-	-	-	-	-	-
Total	-	-	-	-	-	-	-	-	-	-	-
Escanaba Township, Precinct 3											
Polling	-	-	-	-	-	-	-	-	-	-	-
Absentee	-	-	-	-	-	-	-	-	-	-	-
Total	-	-	-	-	-	-	-	-	-	-	-
Fairbanks Township, Precinct 1											

Primary Election
Tuesday August 2, 2016
Delta County Michigan
Official Results as Certified by the Board of Canvassers

	Baldwin Trustee - R			Bark River Clerk - R		Bark River Treasurer - R			Bark River Trustee - R		
	Total Votes	Jennifer S. Cretens	Thomas J. LaChance	Total Votes	Mark S. Ray	Total Votes	Scott Kwarciany	Lynn M. Labadie	Total Votes	Randy Gorecki	Michael Labadie
Polling	-	-	-	-	-	-	-	-	-	-	-
Absentee	-	-	-	-	-	-	-	-	-	-	-
Total	-	-	-	-	-	-	-	-	-	-	-
Ford River Township, Precinct 1											
Polling	-	-	-	-	-	-	-	-	-	-	-
Absentee	-	-	-	-	-	-	-	-	-	-	-
Total	-	-	-	-	-	-	-	-	-	-	-
Garden Township, Precinct 1											
Polling	-	-	-	-	-	-	-	-	-	-	-
Absentee	-	-	-	-	-	-	-	-	-	-	-
Total	-	-	-	-	-	-	-	-	-	-	-
Gladstone City, Precinct 1											
Polling	-	-	-	-	-	-	-	-	-	-	-
Absentee	-	-	-	-	-	-	-	-	-	-	-
Total	-	-	-	-	-	-	-	-	-	-	-
Gladstone City, Precinct 2											
Polling	-	-	-	-	-	-	-	-	-	-	-
Absentee	-	-	-	-	-	-	-	-	-	-	-
Total	-	-	-	-	-	-	-	-	-	-	-
Maple Ridge Township, Precinct 1											
Polling	-	-	-	-	-	-	-	-	-	-	-
Absentee	-	-	-	-	-	-	-	-	-	-	-
Total	-	-	-	-	-	-	-	-	-	-	-
Masonville Township, Precinct 1											
Polling	-	-	-	-	-	-	-	-	-	-	-
Absentee	-	-	-	-	-	-	-	-	-	-	-
Total	-	-	-	-	-	-	-	-	-	-	-
Nahma Township, Precinct 1											
Polling	-	-	-	-	-	-	-	-	-	-	-
Absentee	-	-	-	-	-	-	-	-	-	-	-
Total	-	-	-	-	-	-	-	-	-	-	-
Wells Township, Precinct 1											
Polling	-	-	-	-	-	-	-	-	-	-	-
Absentee	-	-	-	-	-	-	-	-	-	-	-
Total	-	-	-	-	-	-	-	-	-	-	-
Wells Township, Precinct 2											
Polling	-	-	-	-	-	-	-	-	-	-	-
Absentee	-	-	-	-	-	-	-	-	-	-	-
Total	-	-	-	-	-	-	-	-	-	-	-
Total											
Polling	128	58	70	249	249	281	160	121	363	190	173
Absentee	0	0	0	0	0	0	0	0	0	0	0
Total	128	58	70	249	249	281	160	121	363	190	173

Primary Election
Tuesday August 2, 2016
Delta County Michigan
Official Results as Certified by the Board of Canvassers

	Bay de Noc Supervisor - R	Bay de Noc Clerk - R		Bay de Noc Treasurer - R		Bay de Noc Trustees - R			Brampton Trustees - R	
	Total Votes	Total Votes	Peggy L. Stemick	Total Votes	Diane E. Wicklund	Total Votes	Kenneth A. Mosher II	Jayne E. Peterson	Total Votes	Raymond Johnson
Jurisdiction Wide										
Baldwin Township, Precinct 1										
Polling	-	-	-	-	-	-	-	-	-	-
Absentee	-	-	-	-	-	-	-	-	-	-
Total	-	-	-	-	-	-	-	-	-	-
Bark River Township, Precinct 1										
Polling	-	-	-	-	-	-	-	-	-	-
Absentee	-	-	-	-	-	-	-	-	-	-
Total	-	-	-	-	-	-	-	-	-	-
Bay de Noc Township, Precinct 1										
Polling	6	51	51	51	51	86	40	46	-	-
Absentee	0	0	0	0	0	0	0	0	-	-
Total	6	51	51	51	51	86	40	46	-	-
Brampton Township, Precinct 1										
Polling	-	-	-	-	-	-	-	-	99	99
Absentee	-	-	-	-	-	-	-	-	0	0
Total	-	-	-	-	-	-	-	-	99	99
Cornell Township, Precinct 1										
Polling	-	-	-	-	-	-	-	-	-	-
Absentee	-	-	-	-	-	-	-	-	-	-
Total	-	-	-	-	-	-	-	-	-	-
Ensign Township, Precinct 1										
Polling	-	-	-	-	-	-	-	-	-	-
Absentee	-	-	-	-	-	-	-	-	-	-
Total	-	-	-	-	-	-	-	-	-	-
Escanaba City, Precinct 1										
Polling	-	-	-	-	-	-	-	-	-	-
Absentee	-	-	-	-	-	-	-	-	-	-
Total	-	-	-	-	-	-	-	-	-	-
Escanaba City, Precinct 2										
Polling	-	-	-	-	-	-	-	-	-	-
Absentee	-	-	-	-	-	-	-	-	-	-
Total	-	-	-	-	-	-	-	-	-	-
Escanaba City, Precinct 3										
Polling	-	-	-	-	-	-	-	-	-	-
Absentee	-	-	-	-	-	-	-	-	-	-
Total	-	-	-	-	-	-	-	-	-	-
Escanaba City, Precinct 4										
Polling	-	-	-	-	-	-	-	-	-	-
Absentee	-	-	-	-	-	-	-	-	-	-
Total	-	-	-	-	-	-	-	-	-	-
Escanaba Township, Precinct 1										
Polling	-	-	-	-	-	-	-	-	-	-
Absentee	-	-	-	-	-	-	-	-	-	-
Total	-	-	-	-	-	-	-	-	-	-
Escanaba Township, Precinct 2										
Polling	-	-	-	-	-	-	-	-	-	-
Absentee	-	-	-	-	-	-	-	-	-	-
Total	-	-	-	-	-	-	-	-	-	-
Escanaba Township, Precinct 3										
Polling	-	-	-	-	-	-	-	-	-	-
Absentee	-	-	-	-	-	-	-	-	-	-
Total	-	-	-	-	-	-	-	-	-	-
Fairbanks Township, Precinct 1										

Primary Election
Tuesday August 2, 2016
Delta County Michigan
Official Results as Certified by the Board of Canvassers

	Bay de Noc Supervisor - R	Bay de Noc Clerk - R		Bay de Noc Treasurer - R		Bay de Noc Trustees - R			Brampton Trustees - R	
	Total Votes	Total Votes	Peggy L. Stemick	Total Votes	Diane E. Wicklund	Total Votes	Kenneth A. Mosher II	Jayne E. Peterson	Total Votes	Raymond Johnson
Polling	-	-	-	-	-	-	-	-	-	-
Absentee	-	-	-	-	-	-	-	-	-	-
Total	-	-	-	-	-	-	-	-	-	-
Ford River Township, Precinct 1										
Polling	-	-	-	-	-	-	-	-	-	-
Absentee	-	-	-	-	-	-	-	-	-	-
Total	-	-	-	-	-	-	-	-	-	-
Garden Township, Precinct 1										
Polling	-	-	-	-	-	-	-	-	-	-
Absentee	-	-	-	-	-	-	-	-	-	-
Total	-	-	-	-	-	-	-	-	-	-
Gladstone City, Precinct 1										
Polling	-	-	-	-	-	-	-	-	-	-
Absentee	-	-	-	-	-	-	-	-	-	-
Total	-	-	-	-	-	-	-	-	-	-
Gladstone City, Precinct 2										
Polling	-	-	-	-	-	-	-	-	-	-
Absentee	-	-	-	-	-	-	-	-	-	-
Total	-	-	-	-	-	-	-	-	-	-
Maple Ridge Township, Precinct 1										
Polling	-	-	-	-	-	-	-	-	-	-
Absentee	-	-	-	-	-	-	-	-	-	-
Total	-	-	-	-	-	-	-	-	-	-
Masonville Township, Precinct 1										
Polling	-	-	-	-	-	-	-	-	-	-
Absentee	-	-	-	-	-	-	-	-	-	-
Total	-	-	-	-	-	-	-	-	-	-
Nahma Township, Precinct 1										
Polling	-	-	-	-	-	-	-	-	-	-
Absentee	-	-	-	-	-	-	-	-	-	-
Total	-	-	-	-	-	-	-	-	-	-
Wells Township, Precinct 1										
Polling	-	-	-	-	-	-	-	-	-	-
Absentee	-	-	-	-	-	-	-	-	-	-
Total	-	-	-	-	-	-	-	-	-	-
Wells Township, Precinct 2										
Polling	-	-	-	-	-	-	-	-	-	-
Absentee	-	-	-	-	-	-	-	-	-	-
Total	-	-	-	-	-	-	-	-	-	-
Total										
Polling	6	51	51	51	51	86	40	46	99	99
Absentee	0	0	0	0	0	0	0	0	0	0
Total	6	51	51	51	51	86	40	46	99	99

Primary Election
Tuesday August 2, 2016
Delta County Michigan
Official Results as Certified by the Board of Canvassers

	Cornell Clerk - R		Cornell Treasurer - R		Cornell Trustees - R		Ensign Trustees - R		Fairbanks Clerk -R	
	Total Votes	Diana L. Clark	Total Votes	Sue Caron	Total Votes	Edward L. Fleury	Total Votes	Tom Keenan	Total Votes	Kathryn Denholm
Jurisdiction Wide										
Baldwin Township, Precinct 1										
Polling	-	-	-	-	-	-	-	-	-	-
Absentee	-	-	-	-	-	-	-	-	-	-
Total	-	-	-	-	-	-	-	-	-	-
Bark River Township, Precinct 1										
Polling	-	-	-	-	-	-	-	-	-	-
Absentee	-	-	-	-	-	-	-	-	-	-
Total	-	-	-	-	-	-	-	-	-	-
Bay de Noc Township, Precinct 1										
Polling	-	-	-	-	-	-	-	-	-	-
Absentee	-	-	-	-	-	-	-	-	-	-
Total	-	-	-	-	-	-	-	-	-	-
Brampton Township, Precinct 1										
Polling	-	-	-	-	-	-	-	-	-	-
Absentee	-	-	-	-	-	-	-	-	-	-
Total	-	-	-	-	-	-	-	-	-	-
Cornell Township, Precinct 1										
Polling	55	55	57	57	59	58	-	-	-	-
Absentee	0	0	0	0	0	0	-	-	-	-
Total	55	55	57	57	59	58	-	-	-	-
Ensign Township, Precinct 1										
Polling	-	-	-	-	-	-	85	84	-	-
Absentee	-	-	-	-	-	-	0	0	-	-
Total	-	-	-	-	-	-	85	84	-	-
Escanaba City, Precinct 1										
Polling	-	-	-	-	-	-	-	-	-	-
Absentee	-	-	-	-	-	-	-	-	-	-
Total	-	-	-	-	-	-	-	-	-	-
Escanaba City, Precinct 2										
Polling	-	-	-	-	-	-	-	-	-	-
Absentee	-	-	-	-	-	-	-	-	-	-
Total	-	-	-	-	-	-	-	-	-	-
Escanaba City, Precinct 3										
Polling	-	-	-	-	-	-	-	-	-	-
Absentee	-	-	-	-	-	-	-	-	-	-
Total	-	-	-	-	-	-	-	-	-	-
Escanaba City, Precinct 4										
Polling	-	-	-	-	-	-	-	-	-	-
Absentee	-	-	-	-	-	-	-	-	-	-
Total	-	-	-	-	-	-	-	-	-	-
Escanaba Township, Precinct 1										
Polling	-	-	-	-	-	-	-	-	-	-
Absentee	-	-	-	-	-	-	-	-	-	-
Total	-	-	-	-	-	-	-	-	-	-
Escanaba Township, Precinct 2										
Polling	-	-	-	-	-	-	-	-	-	-
Absentee	-	-	-	-	-	-	-	-	-	-
Total	-	-	-	-	-	-	-	-	-	-
Escanaba Township, Precinct 3										
Polling	-	-	-	-	-	-	-	-	-	-
Absentee	-	-	-	-	-	-	-	-	-	-
Total	-	-	-	-	-	-	-	-	-	-
Fairbanks Township, Precinct 1										

Primary Election
Tuesday August 2, 2016
Delta County Michigan
Official Results as Certified by the Board of Canvassers

	Cornell Clerk - R		Cornell Treasurer - R		Cornell Trustees - R		Ensign Trustees - R		Fairbanks Clerk -R	
	Total Votes	Diana L. Clark	Total Votes	Sue Caron	Total Votes	Edward L. Fleury	Total Votes	Tom Keenan	Total Votes	Kathryn Denholm
Polling	-	-	-	-	-	-	-	-	30	29
Absentee	-	-	-	-	-	-	-	-	0	0
Total	-	-	-	-	-	-	-	-	30	29
Ford River Township, Precinct 1										
Polling	-	-	-	-	-	-	-	-	-	-
Absentee	-	-	-	-	-	-	-	-	-	-
Total	-	-	-	-	-	-	-	-	-	-
Garden Township, Precinct 1										
Polling	-	-	-	-	-	-	-	-	-	-
Absentee	-	-	-	-	-	-	-	-	-	-
Total	-	-	-	-	-	-	-	-	-	-
Gladstone City, Precinct 1										
Polling	-	-	-	-	-	-	-	-	-	-
Absentee	-	-	-	-	-	-	-	-	-	-
Total	-	-	-	-	-	-	-	-	-	-
Gladstone City, Precinct 2										
Polling	-	-	-	-	-	-	-	-	-	-
Absentee	-	-	-	-	-	-	-	-	-	-
Total	-	-	-	-	-	-	-	-	-	-
Maple Ridge Township, Precinct 1										
Polling	-	-	-	-	-	-	-	-	-	-
Absentee	-	-	-	-	-	-	-	-	-	-
Total	-	-	-	-	-	-	-	-	-	-
Masonville Township, Precinct 1										
Polling	-	-	-	-	-	-	-	-	-	-
Absentee	-	-	-	-	-	-	-	-	-	-
Total	-	-	-	-	-	-	-	-	-	-
Nahma Township, Precinct 1										
Polling	-	-	-	-	-	-	-	-	-	-
Absentee	-	-	-	-	-	-	-	-	-	-
Total	-	-	-	-	-	-	-	-	-	-
Wells Township, Precinct 1										
Polling	-	-	-	-	-	-	-	-	-	-
Absentee	-	-	-	-	-	-	-	-	-	-
Total	-	-	-	-	-	-	-	-	-	-
Wells Township, Precinct 2										
Polling	-	-	-	-	-	-	-	-	-	-
Absentee	-	-	-	-	-	-	-	-	-	-
Total	-	-	-	-	-	-	-	-	-	-
Total										
Polling	55	55	57	57	59	58	85	84	30	29
Absentee	0	0	0	0	0	0	0	0	0	0
Total	55	55	57	57	59	58	85	84	30	29

Primary Election
Tuesday August 2, 2016
Delta County Michigan
Official Results as Certified by the Board of Canvassers

	Ford River Clerk - R		Ford River Treasurer - R		Ford River Trustees - R		Garden Trustees - R		Maple Ridge Supervisor - R	
	Total Votes	Lisa Hammerberg	Total Votes	Amanda Wagner	Total Votes	Gary H. Boudreau, Sr	Total Votes	Lisa Pichette	Total Votes	Judith Trudell
Jurisdiction Wide										
Baldwin Township, Precinct 1										
Polling	-	-	-	-	-	-	-	-	-	-
Absentee	-	-	-	-	-	-	-	-	-	-
Total	-	-	-	-	-	-	-	-	-	-
Bark River Township, Precinct 1										
Polling	-	-	-	-	-	-	-	-	-	-
Absentee	-	-	-	-	-	-	-	-	-	-
Total	-	-	-	-	-	-	-	-	-	-
Bay de Noc Township, Precinct 1										
Polling	-	-	-	-	-	-	-	-	-	-
Absentee	-	-	-	-	-	-	-	-	-	-
Total	-	-	-	-	-	-	-	-	-	-
Brampton Township, Precinct 1										
Polling	-	-	-	-	-	-	-	-	-	-
Absentee	-	-	-	-	-	-	-	-	-	-
Total	-	-	-	-	-	-	-	-	-	-
Cornell Township, Precinct 1										
Polling	-	-	-	-	-	-	-	-	-	-
Absentee	-	-	-	-	-	-	-	-	-	-
Total	-	-	-	-	-	-	-	-	-	-
Ensign Township, Precinct 1										
Polling	-	-	-	-	-	-	-	-	-	-
Absentee	-	-	-	-	-	-	-	-	-	-
Total	-	-	-	-	-	-	-	-	-	-
Escanaba City, Precinct 1										
Polling	-	-	-	-	-	-	-	-	-	-
Absentee	-	-	-	-	-	-	-	-	-	-
Total	-	-	-	-	-	-	-	-	-	-
Escanaba City, Precinct 2										
Polling	-	-	-	-	-	-	-	-	-	-
Absentee	-	-	-	-	-	-	-	-	-	-
Total	-	-	-	-	-	-	-	-	-	-
Escanaba City, Precinct 3										
Polling	-	-	-	-	-	-	-	-	-	-
Absentee	-	-	-	-	-	-	-	-	-	-
Total	-	-	-	-	-	-	-	-	-	-
Escanaba City, Precinct 4										
Polling	-	-	-	-	-	-	-	-	-	-
Absentee	-	-	-	-	-	-	-	-	-	-
Total	-	-	-	-	-	-	-	-	-	-
Escanaba Township, Precinct 1										
Polling	-	-	-	-	-	-	-	-	-	-
Absentee	-	-	-	-	-	-	-	-	-	-
Total	-	-	-	-	-	-	-	-	-	-
Escanaba Township, Precinct 2										
Polling	-	-	-	-	-	-	-	-	-	-
Absentee	-	-	-	-	-	-	-	-	-	-
Total	-	-	-	-	-	-	-	-	-	-
Escanaba Township, Precinct 3										
Polling	-	-	-	-	-	-	-	-	-	-
Absentee	-	-	-	-	-	-	-	-	-	-
Total	-	-	-	-	-	-	-	-	-	-
Fairbanks Township, Precinct 1										

Primary Election
Tuesday August 2, 2016
Delta County Michigan
Official Results as Certified by the Board of Canvassers

	Ford River Clerk - R		Ford River Treasurer - R		Ford River Trustees - R		Garden Trustees - R		Maple Ridge Supervisor - R	
	Total Votes	Lisa Hammerberg	Total Votes	Amanda Wagner	Total Votes	Gary H. Boudreau, Sr	Total Votes	Lisa Pichette	Total Votes	Judith Trudell
Polling	-	-	-	-	-	-	-	-	-	-
Absentee	-	-	-	-	-	-	-	-	-	-
Total	-	-	-	-	-	-	-	-	-	-
Ford River Township, Precinct 1										
Polling	181	181	199	199	188	186	-	-	-	-
Absentee	0	0	0	0	0	0	-	-	-	-
Total	181	181	199	199	188	186	-	-	-	-
Garden Township, Precinct 1										
Polling	-	-	-	-	-	-	40	39	-	-
Absentee	-	-	-	-	-	-	0	0	-	-
Total	-	-	-	-	-	-	40	39	-	-
Gladstone City, Precinct 1										
Polling	-	-	-	-	-	-	-	-	-	-
Absentee	-	-	-	-	-	-	-	-	-	-
Total	-	-	-	-	-	-	-	-	-	-
Gladstone City, Precinct 2										
Polling	-	-	-	-	-	-	-	-	-	-
Absentee	-	-	-	-	-	-	-	-	-	-
Total	-	-	-	-	-	-	-	-	-	-
Maple Ridge Township, Precinct 1										
Polling	-	-	-	-	-	-	-	-	77	76
Absentee	-	-	-	-	-	-	-	-	0	0
Total	-	-	-	-	-	-	-	-	77	76
Masonville Township, Precinct 1										
Polling	-	-	-	-	-	-	-	-	-	-
Absentee	-	-	-	-	-	-	-	-	-	-
Total	-	-	-	-	-	-	-	-	-	-
Nahma Township, Precinct 1										
Polling	-	-	-	-	-	-	-	-	-	-
Absentee	-	-	-	-	-	-	-	-	-	-
Total	-	-	-	-	-	-	-	-	-	-
Wells Township, Precinct 1										
Polling	-	-	-	-	-	-	-	-	-	-
Absentee	-	-	-	-	-	-	-	-	-	-
Total	-	-	-	-	-	-	-	-	-	-
Wells Township, Precinct 2										
Polling	-	-	-	-	-	-	-	-	-	-
Absentee	-	-	-	-	-	-	-	-	-	-
Total	-	-	-	-	-	-	-	-	-	-
Total										
Polling	181	181	199	199	188	186	40	39	77	76
Absentee	0	0	0	0	0	0	0	0	0	0
Total	181	181	199	199	188	186	40	39	77	76

Primary Election
Tuesday August 2, 2016
Delta County Michigan
Official Results as Certified by the Board of Canvassers

	Maple Ridge Clerk - R		Masonville Supervisor - R			Masonville Clerk - R		Masonville Treasurer - R		Nahma Treasurer - R	
	Total Votes	Susan Sicotte	Total Votes	Peter F. Brock	Douglas Curry	Total Votes	Wendy M. Holzenkamp	Total Votes	Esther Davis	Total Votes	Kathy Fries
Jurisdiction Wide											
Baldwin Township, Precinct 1											
Polling	-	-	-	-	-	-	-	-	-	-	-
Absentee	-	-	-	-	-	-	-	-	-	-	-
Total	-	-	-	-	-	-	-	-	-	-	-
Bark River Township, Precinct 1											
Polling	-	-	-	-	-	-	-	-	-	-	-
Absentee	-	-	-	-	-	-	-	-	-	-	-
Total	-	-	-	-	-	-	-	-	-	-	-
Bay de Noc Township, Precinct 1											
Polling	-	-	-	-	-	-	-	-	-	-	-
Absentee	-	-	-	-	-	-	-	-	-	-	-
Total	-	-	-	-	-	-	-	-	-	-	-
Brampton Township, Precinct 1											
Polling	-	-	-	-	-	-	-	-	-	-	-
Absentee	-	-	-	-	-	-	-	-	-	-	-
Total	-	-	-	-	-	-	-	-	-	-	-
Cornell Township, Precinct 1											
Polling	-	-	-	-	-	-	-	-	-	-	-
Absentee	-	-	-	-	-	-	-	-	-	-	-
Total	-	-	-	-	-	-	-	-	-	-	-
Ensign Township, Precinct 1											
Polling	-	-	-	-	-	-	-	-	-	-	-
Absentee	-	-	-	-	-	-	-	-	-	-	-
Total	-	-	-	-	-	-	-	-	-	-	-
Escanaba City, Precinct 1											
Polling	-	-	-	-	-	-	-	-	-	-	-
Absentee	-	-	-	-	-	-	-	-	-	-	-
Total	-	-	-	-	-	-	-	-	-	-	-
Escanaba City, Precinct 2											
Polling	-	-	-	-	-	-	-	-	-	-	-
Absentee	-	-	-	-	-	-	-	-	-	-	-
Total	-	-	-	-	-	-	-	-	-	-	-
Escanaba City, Precinct 3											
Polling	-	-	-	-	-	-	-	-	-	-	-
Absentee	-	-	-	-	-	-	-	-	-	-	-
Total	-	-	-	-	-	-	-	-	-	-	-
Escanaba City, Precinct 4											
Polling	-	-	-	-	-	-	-	-	-	-	-
Absentee	-	-	-	-	-	-	-	-	-	-	-
Total	-	-	-	-	-	-	-	-	-	-	-
Escanaba Township, Precinct 1											
Polling	-	-	-	-	-	-	-	-	-	-	-
Absentee	-	-	-	-	-	-	-	-	-	-	-
Total	-	-	-	-	-	-	-	-	-	-	-
Escanaba Township, Precinct 2											
Polling	-	-	-	-	-	-	-	-	-	-	-
Absentee	-	-	-	-	-	-	-	-	-	-	-
Total	-	-	-	-	-	-	-	-	-	-	-
Escanaba Township, Precinct 3											
Polling	-	-	-	-	-	-	-	-	-	-	-
Absentee	-	-	-	-	-	-	-	-	-	-	-
Total	-	-	-	-	-	-	-	-	-	-	-
Fairbanks Township, Precinct 1											

Primary Election
Tuesday August 2, 2016
Delta County Michigan
Official Results as Certified by the Board of Canvassers

	Maple Ridge Clerk - R		Masonville Supervisor - R			Masonville Clerk - R		Masonville Treasurer - R		Nahma Treasurer - R	
	Total Votes	Susan Sicotte	Total Votes	Peter F. Brock	Douglas Curry	Total Votes	Wendy M. Holzenkamp	Total Votes	Esther Davis	Total Votes	Kathy Fries
Polling	-	-	-	-	-	-	-	-	-	-	-
Absentee	-	-	-	-	-	-	-	-	-	-	-
Total	-	-	-	-	-	-	-	-	-	-	-
Ford River Township, Precinct 1											
Polling	-	-	-	-	-	-	-	-	-	-	-
Absentee	-	-	-	-	-	-	-	-	-	-	-
Total	-	-	-	-	-	-	-	-	-	-	-
Garden Township, Precinct 1											
Polling	-	-	-	-	-	-	-	-	-	-	-
Absentee	-	-	-	-	-	-	-	-	-	-	-
Total	-	-	-	-	-	-	-	-	-	-	-
Gladstone City, Precinct 1											
Polling	-	-	-	-	-	-	-	-	-	-	-
Absentee	-	-	-	-	-	-	-	-	-	-	-
Total	-	-	-	-	-	-	-	-	-	-	-
Gladstone City, Precinct 2											
Polling	-	-	-	-	-	-	-	-	-	-	-
Absentee	-	-	-	-	-	-	-	-	-	-	-
Total	-	-	-	-	-	-	-	-	-	-	-
Maple Ridge Township, Precinct 1											
Polling	73	73	-	-	-	-	-	-	-	-	-
Absentee	0	0	-	-	-	-	-	-	-	-	-
Total	73	73	-	-	-	-	-	-	-	-	-
Masonville Township, Precinct 1											
Polling	-	-	264	187	77	226	226	240	240	-	-
Absentee	-	-	0	0	0	0	0	0	0	-	-
Total	-	-	264	187	77	226	226	240	240	-	-
Nahma Township, Precinct 1											
Polling	-	-	-	-	-	-	-	-	-	33	33
Absentee	-	-	-	-	-	-	-	-	-	0	0
Total	-	-	-	-	-	-	-	-	-	33	33
Wells Township, Precinct 1											
Polling	-	-	-	-	-	-	-	-	-	-	-
Absentee	-	-	-	-	-	-	-	-	-	-	-
Total	-	-	-	-	-	-	-	-	-	-	-
Wells Township, Precinct 2											
Polling	-	-	-	-	-	-	-	-	-	-	-
Absentee	-	-	-	-	-	-	-	-	-	-	-
Total	-	-	-	-	-	-	-	-	-	-	-
Total											
Polling	73	73	264	187	77	226	226	240	240	33	33
Absentee	0	0	0	0	0	0	0	0	0	0	0
Total	73	73	264	187	77	226	226	240	240	33	33

Primary Election
Tuesday August 2, 2016
Delta County Michigan
Official Results as Certified by the Board of Canvassers

	Road Com - Dem		Drain Com - Dem	Co Com 1 - Dem		Co Com 2 - Dem	Co Com 3 - Dem			Co Com 4 - Dem	
	Total Votes	Dennis J. Stanek	Total Votes	Total Votes	John C. Malnar	Total Votes	Total Votes	Mary K. Harrington	Theresa A. Nelson	Total Votes	David J. Moyle
Jurisdiction Wide											
Baldwin Township, Precinct 1											
Polling	23	23	0	23	23	-	-	-	-	-	-
Absentee	0	0	0	0	0	-	-	-	-	-	-
Total	23	23	0	23	23	-	-	-	-	-	-
Bark River Township, Precinct 1											
Polling	51	51	3	-	-	-	57	19	38	-	-
Absentee	0	0	0	-	-	-	0	0	0	-	-
Total	51	51	3	-	-	-	57	19	38	-	-
Bay de Noc Township, Precinct 1											
Polling	32	32	1	29	29	-	-	-	-	-	-
Absentee	0	0	0	0	0	-	-	-	-	-	-
Total	32	32	1	29	29	-	-	-	-	-	-
Brampton Township, Precinct 1											
Polling	74	74	4	73	73	-	-	-	-	-	-
Absentee	0	0	0	0	0	-	-	-	-	-	-
Total	74	74	4	73	73	-	-	-	-	-	-
Cornell Township, Precinct 1											
Polling	37	37	3	38	38	-	-	-	-	-	-
Absentee	0	0	0	0	0	-	-	-	-	-	-
Total	37	37	3	38	38	-	-	-	-	-	-
Ensign Township, Precinct 1											
Polling	63	62	5	61	61	-	-	-	-	-	-
Absentee	0	0	0	0	0	-	-	-	-	-	-
Total	63	62	5	61	61	-	-	-	-	-	-
Escanaba City, Precinct 1											
Polling	78	78	3	-	-	-	-	-	-	84	82
Absentee	72	72	8	-	-	-	-	-	-	70	70
Total	150	150	11	-	-	-	-	-	-	154	152
Escanaba City, Precinct 2											
Polling	123	123	12	-	-	-	139	46	92	-	-
Absentee	160	159	11	-	-	-	185	76	109	-	-
Total	283	282	23	-	-	-	324	122	201	-	-
Escanaba City, Precinct 3											
Polling	77	77	7	-	-	-	-	-	-	82	82
Absentee	116	115	8	-	-	-	-	-	-	112	111
Total	193	192	15	-	-	-	-	-	-	194	193
Escanaba City, Precinct 4											
Polling	55	55	6	-	-	-	-	-	-	-	-
Absentee	45	44	5	-	-	-	-	-	-	-	-
Total	100	99	11	-	-	-	-	-	-	-	-
Escanaba Township, Precinct 1											
Polling	73	72	9	-	-	9	-	-	-	-	-
Absentee	33	33	1	-	-	1	-	-	-	-	-
Total	106	105	10	-	-	10	-	-	-	-	-
Escanaba Township, Precinct 2											
Polling	40	40	3	-	-	-	-	-	-	-	-
Absentee	23	23	1	-	-	-	-	-	-	-	-
Total	63	63	4	-	-	-	-	-	-	-	-
Escanaba Township, Precinct 3											
Polling	22	22	3	-	-	3	-	-	-	-	-
Absentee	26	26	3	-	-	2	-	-	-	-	-
Total	48	48	6	-	-	5	-	-	-	-	-
Fairbanks Township, Precinct 1											

Primary Election
Tuesday August 2, 2016
Delta County Michigan
Official Results as Certified by the Board of Canvassers

	Road Com - Dem		Drain Com - Dem	Co Com 1 - Dem		Co Com 2 - Dem	Co Com 3 - Dem			Co Com 4 - Dem	
	Total Votes	Dennis J. Stanek	Total Votes	Total Votes	John C. Malnar	Total Votes	Total Votes	Mary K. Harrington	Theresa A. Nelson	Total Votes	David J. Moyle
Polling	26	26	7	24	24	-	-	-	-	-	-
Absentee	0	0	0	0	0	-	-	-	-	-	-
Total	26	26	7	24	24	-	-	-	-	-	-
Ford River Township, Precinct 1											
Polling	112	112	3	-	-	-	146	55	90	-	-
Absentee	0	0	0	-	-	-	0	0	0	-	-
Total	112	112	3	-	-	-	146	55	90	-	-
Garden Township, Precinct 1											
Polling	153	153	6	201	200	-	-	-	-	-	-
Absentee	0	0	0	0	0	-	-	-	-	-	-
Total	153	153	6	201	200	-	-	-	-	-	-
Gladstone City, Precinct 1											
Polling	105	105	9	-	-	9	-	-	-	-	-
Absentee	60	60	4	-	-	2	-	-	-	-	-
Total	165	165	13	-	-	11	-	-	-	-	-
Gladstone City, Precinct 2											
Polling	86	84	10	-	-	11	-	-	-	-	-
Absentee	38	38	7	-	-	7	-	-	-	-	-
Total	124	122	17	-	-	18	-	-	-	-	-
Maple Ridge Township, Precinct 1											
Polling	56	55	1	57	57	-	-	-	-	-	-
Absentee	0	0	0	0	0	-	-	-	-	-	-
Total	56	55	1	57	57	-	-	-	-	-	-
Masonville Township, Precinct 1											
Polling	92	92	8	86	86	-	-	-	-	-	-
Absentee	0	0	0	0	0	-	-	-	-	-	-
Total	92	92	8	86	86	-	-	-	-	-	-
Nahma Township, Precinct 1											
Polling	25	25	2	25	25	-	-	-	-	-	-
Absentee	0	0	0	0	0	-	-	-	-	-	-
Total	25	25	2	25	25	-	-	-	-	-	-
Wells Township, Precinct 1											
Polling	130	129	19	-	-	-	-	-	-	-	-
Absentee	0	0	0	-	-	-	-	-	-	-	-
Total	130	129	19	-	-	-	-	-	-	-	-
Wells Township, Precinct 2											
Polling	243	242	21	-	-	-	-	-	-	-	-
Absentee	0	0	0	-	-	-	-	-	-	-	-
Total	243	242	21	-	-	-	-	-	-	-	-
Total											
Polling	1776	1769	145	617	616	32	342	120	220	166	164
Absentee	573	570	48	0	0	12	185	76	109	182	181
Total	2349	2339	193	617	616	44	527	196	329	348	345

Primary Election
Tuesday August 2, 2016
Delta County Michigan
Official Results as Certified by the Board of Canvassers

	Co Com 5 - Dem			Bay de Noc Supervisor - D		Brampton Supervisor - D		Brampton Clerk - D		Brampton Treasurer - D	
	Total Votes	David J. Rivard	Nora Viau	Total Votes	Ginny Dahlin	Total Votes	Dennis J. Maufort	Total Votes	Debbie Edwardsen	Total Votes	Wayne R. Johnson
Jurisdiction Wide											
Baldwin Township, Precinct 1											
Polling	-	-	-	-	-	-	-	-	-	-	-
Absentee	-	-	-	-	-	-	-	-	-	-	-
Total	-	-	-	-	-	-	-	-	-	-	-
Bark River Township, Precinct 1											
Polling	-	-	-	-	-	-	-	-	-	-	-
Absentee	-	-	-	-	-	-	-	-	-	-	-
Total	-	-	-	-	-	-	-	-	-	-	-
Bay de Noc Township, Precinct 1											
Polling	-	-	-	27	27	-	-	-	-	-	-
Absentee	-	-	-	0	0	-	-	-	-	-	-
Total	-	-	-	27	27	-	-	-	-	-	-
Brampton Township, Precinct 1											
Polling	-	-	-	-	-	74	74	78	78	78	78
Absentee	-	-	-	-	-	0	0	0	0	0	0
Total	-	-	-	-	-	74	74	78	78	78	78
Cornell Township, Precinct 1											
Polling	-	-	-	-	-	-	-	-	-	-	-
Absentee	-	-	-	-	-	-	-	-	-	-	-
Total	-	-	-	-	-	-	-	-	-	-	-
Ensign Township, Precinct 1											
Polling	-	-	-	-	-	-	-	-	-	-	-
Absentee	-	-	-	-	-	-	-	-	-	-	-
Total	-	-	-	-	-	-	-	-	-	-	-
Escanaba City, Precinct 1											
Polling	-	-	-	-	-	-	-	-	-	-	-
Absentee	-	-	-	-	-	-	-	-	-	-	-
Total	-	-	-	-	-	-	-	-	-	-	-
Escanaba City, Precinct 2											
Polling	-	-	-	-	-	-	-	-	-	-	-
Absentee	-	-	-	-	-	-	-	-	-	-	-
Total	-	-	-	-	-	-	-	-	-	-	-
Escanaba City, Precinct 3											
Polling	-	-	-	-	-	-	-	-	-	-	-
Absentee	-	-	-	-	-	-	-	-	-	-	-
Total	-	-	-	-	-	-	-	-	-	-	-
Escanaba City, Precinct 4											
Polling	70	48	22	-	-	-	-	-	-	-	-
Absentee	50	31	19	-	-	-	-	-	-	-	-
Total	120	79	41	-	-	-	-	-	-	-	-
Escanaba Township, Precinct 1											
Polling	-	-	-	-	-	-	-	-	-	-	-
Absentee	-	-	-	-	-	-	-	-	-	-	-
Total	-	-	-	-	-	-	-	-	-	-	-
Escanaba Township, Precinct 2											
Polling	58	30	28	-	-	-	-	-	-	-	-
Absentee	31	22	9	-	-	-	-	-	-	-	-
Total	89	52	37	-	-	-	-	-	-	-	-
Escanaba Township, Precinct 3											
Polling	-	-	-	-	-	-	-	-	-	-	-
Absentee	-	-	-	-	-	-	-	-	-	-	-
Total	-	-	-	-	-	-	-	-	-	-	-
Fairbanks Township, Precinct 1											

Primary Election
Tuesday August 2, 2016
Delta County Michigan
Official Results as Certified by the Board of Canvassers

	Co Com 5 - Dem			Bay de Noc Supervisor - D		Brampton Supervisor - D		Brampton Clerk - D		Brampton Treasurer - D	
	Total Votes	David J. Rivard	Nora Viau	Total Votes	Ginny Dahlin	Total Votes	Dennis J. Maufort	Total Votes	Debbie Edwardsen	Total Votes	Wayne R. Johnson
Polling	-	-	-	-	-	-	-	-	-	-	-
Absentee	-	-	-	-	-	-	-	-	-	-	-
Total	-	-	-	-	-	-	-	-	-	-	-
Ford River Township, Precinct 1											
Polling	-	-	-	-	-	-	-	-	-	-	-
Absentee	-	-	-	-	-	-	-	-	-	-	-
Total	-	-	-	-	-	-	-	-	-	-	-
Garden Township, Precinct 1											
Polling	-	-	-	-	-	-	-	-	-	-	-
Absentee	-	-	-	-	-	-	-	-	-	-	-
Total	-	-	-	-	-	-	-	-	-	-	-
Gladstone City, Precinct 1											
Polling	-	-	-	-	-	-	-	-	-	-	-
Absentee	-	-	-	-	-	-	-	-	-	-	-
Total	-	-	-	-	-	-	-	-	-	-	-
Gladstone City, Precinct 2											
Polling	-	-	-	-	-	-	-	-	-	-	-
Absentee	-	-	-	-	-	-	-	-	-	-	-
Total	-	-	-	-	-	-	-	-	-	-	-
Maple Ridge Township, Precinct 1											
Polling	-	-	-	-	-	-	-	-	-	-	-
Absentee	-	-	-	-	-	-	-	-	-	-	-
Total	-	-	-	-	-	-	-	-	-	-	-
Masonville Township, Precinct 1											
Polling	-	-	-	-	-	-	-	-	-	-	-
Absentee	-	-	-	-	-	-	-	-	-	-	-
Total	-	-	-	-	-	-	-	-	-	-	-
Nahma Township, Precinct 1											
Polling	-	-	-	-	-	-	-	-	-	-	-
Absentee	-	-	-	-	-	-	-	-	-	-	-
Total	-	-	-	-	-	-	-	-	-	-	-
Wells Township, Precinct 1											
Polling	168	123	45	-	-	-	-	-	-	-	-
Absentee	0	0	0	-	-	-	-	-	-	-	-
Total	168	123	45	-	-	-	-	-	-	-	-
Wells Township, Precinct 2											
Polling	310	202	108	-	-	-	-	-	-	-	-
Absentee	0	0	0	-	-	-	-	-	-	-	-
Total	310	202	108	-	-	-	-	-	-	-	-
Total											
Polling	606	403	203	27	27	74	74	78	78	78	78
Absentee	81	53	28	0	0	0	0	0	0	0	0
Total	687	456	231	27	27	74	74	78	78	78	78

Primary Election
Tuesday August 2, 2016
Delta County Michigan
Official Results as Certified by the Board of Canvassers

	Brampton Trustees - D		Cornell Super - D		Cornell Treasurer - D		Cornell Trustees - D		Ensign Supervisor - D	
	Total Votes	Gladys Elegeert	Total Votes	Jerry J. Plourde	Total Votes	Laurie VanDrese	Total Votes	Gary J. Dubord	Total Votes	John Wolf
Jurisdiction Wide										
Baldwin Township, Precinct 1										
Polling	-	-	-	-	-	-	-	-	-	-
Absentee	-	-	-	-	-	-	-	-	-	-
Total	-	-	-	-	-	-	-	-	-	-
Bark River Township, Precinct 1										
Polling	-	-	-	-	-	-	-	-	-	-
Absentee	-	-	-	-	-	-	-	-	-	-
Total	-	-	-	-	-	-	-	-	-	-
Bay de Noc Township, Precinct 1										
Polling	-	-	-	-	-	-	-	-	-	-
Absentee	-	-	-	-	-	-	-	-	-	-
Total	-	-	-	-	-	-	-	-	-	-
Brampton Township, Precinct 1										
Polling	74	73	-	-	-	-	-	-	-	-
Absentee	0	0	-	-	-	-	-	-	-	-
Total	74	73	-	-	-	-	-	-	-	-
Cornell Township, Precinct 1										
Polling	-	-	36	36	37	37	40	40	-	-
Absentee	-	-	0	0	0	0	0	0	-	-
Total	-	-	36	36	37	37	40	40	-	-
Ensign Township, Precinct 1										
Polling	-	-	-	-	-	-	-	-	68	66
Absentee	-	-	-	-	-	-	-	-	0	0
Total	-	-	-	-	-	-	-	-	68	66
Escanaba City, Precinct 1										
Polling	-	-	-	-	-	-	-	-	-	-
Absentee	-	-	-	-	-	-	-	-	-	-
Total	-	-	-	-	-	-	-	-	-	-
Escanaba City, Precinct 2										
Polling	-	-	-	-	-	-	-	-	-	-
Absentee	-	-	-	-	-	-	-	-	-	-
Total	-	-	-	-	-	-	-	-	-	-
Escanaba City, Precinct 3										
Polling	-	-	-	-	-	-	-	-	-	-
Absentee	-	-	-	-	-	-	-	-	-	-
Total	-	-	-	-	-	-	-	-	-	-
Escanaba City, Precinct 4										
Polling	-	-	-	-	-	-	-	-	-	-
Absentee	-	-	-	-	-	-	-	-	-	-
Total	-	-	-	-	-	-	-	-	-	-
Escanaba Township, Precinct 1										
Polling	-	-	-	-	-	-	-	-	-	-
Absentee	-	-	-	-	-	-	-	-	-	-
Total	-	-	-	-	-	-	-	-	-	-
Escanaba Township, Precinct 2										
Polling	-	-	-	-	-	-	-	-	-	-
Absentee	-	-	-	-	-	-	-	-	-	-
Total	-	-	-	-	-	-	-	-	-	-
Escanaba Township, Precinct 3										
Polling	-	-	-	-	-	-	-	-	-	-
Absentee	-	-	-	-	-	-	-	-	-	-
Total	-	-	-	-	-	-	-	-	-	-
Fairbanks Township, Precinct 1										

Primary Election
Tuesday August 2, 2016
Delta County Michigan
Official Results as Certified by the Board of Canvassers

	Brampton Trustees - D		Cornell Super - D		Cornell Treasurer - D		Cornell Trustees - D		Ensign Supervisor - D	
	Total Votes	Gladys Elegeert	Total Votes	Jerry J. Plourde	Total Votes	Laurie VanDrese	Total Votes	Gary J. Dubord	Total Votes	John Wolf
Polling	-	-	-	-	-	-	-	-	-	-
Absentee	-	-	-	-	-	-	-	-	-	-
Total	-	-	-	-	-	-	-	-	-	-
Ford River Township, Precinct 1										
Polling	-	-	-	-	-	-	-	-	-	-
Absentee	-	-	-	-	-	-	-	-	-	-
Total	-	-	-	-	-	-	-	-	-	-
Garden Township, Precinct 1										
Polling	-	-	-	-	-	-	-	-	-	-
Absentee	-	-	-	-	-	-	-	-	-	-
Total	-	-	-	-	-	-	-	-	-	-
Gladstone City, Precinct 1										
Polling	-	-	-	-	-	-	-	-	-	-
Absentee	-	-	-	-	-	-	-	-	-	-
Total	-	-	-	-	-	-	-	-	-	-
Gladstone City, Precinct 2										
Polling	-	-	-	-	-	-	-	-	-	-
Absentee	-	-	-	-	-	-	-	-	-	-
Total	-	-	-	-	-	-	-	-	-	-
Maple Ridge Township, Precinct 1										
Polling	-	-	-	-	-	-	-	-	-	-
Absentee	-	-	-	-	-	-	-	-	-	-
Total	-	-	-	-	-	-	-	-	-	-
Masonville Township, Precinct 1										
Polling	-	-	-	-	-	-	-	-	-	-
Absentee	-	-	-	-	-	-	-	-	-	-
Total	-	-	-	-	-	-	-	-	-	-
Nahma Township, Precinct 1										
Polling	-	-	-	-	-	-	-	-	-	-
Absentee	-	-	-	-	-	-	-	-	-	-
Total	-	-	-	-	-	-	-	-	-	-
Wells Township, Precinct 1										
Polling	-	-	-	-	-	-	-	-	-	-
Absentee	-	-	-	-	-	-	-	-	-	-
Total	-	-	-	-	-	-	-	-	-	-
Wells Township, Precinct 2										
Polling	-	-	-	-	-	-	-	-	-	-
Absentee	-	-	-	-	-	-	-	-	-	-
Total	-	-	-	-	-	-	-	-	-	-
Total										
Polling	74	73	36	36	37	37	40	40	68	66
Absentee	0	0	0	0	0	0	0	0	0	0
Total	74	73	36	36	37	37	40	40	68	66

Primary Election
Tuesday August 2, 2016
Delta County Michigan
Official Results as Certified by the Board of Canvassers

	Ensign Clerk - D		Ensign Treasurer - D		Ensign Trustees - D		Escanaba Twp Supervisor - D		Escanaba Twp Clerk - D	
	Total Votes	Mary Pajnich Wilson	Total Votes	Sherri Pratt Parrett	Total Votes	Becky O'Brien	Total Votes	Ken Brunette	Total Votes	Patricia J. Beaucham
Jurisdiction Wide										
Baldwin Township, Precinct 1										
Polling	-	-	-	-	-	-	-	-	-	-
Absentee	-	-	-	-	-	-	-	-	-	-
Total	-	-	-	-	-	-	-	-	-	-
Bark River Township, Precinct 1										
Polling	-	-	-	-	-	-	-	-	-	-
Absentee	-	-	-	-	-	-	-	-	-	-
Total	-	-	-	-	-	-	-	-	-	-
Bay de Noc Township, Precinct 1										
Polling	-	-	-	-	-	-	-	-	-	-
Absentee	-	-	-	-	-	-	-	-	-	-
Total	-	-	-	-	-	-	-	-	-	-
Brampton Township, Precinct 1										
Polling	-	-	-	-	-	-	-	-	-	-
Absentee	-	-	-	-	-	-	-	-	-	-
Total	-	-	-	-	-	-	-	-	-	-
Cornell Township, Precinct 1										
Polling	-	-	-	-	-	-	-	-	-	-
Absentee	-	-	-	-	-	-	-	-	-	-
Total	-	-	-	-	-	-	-	-	-	-
Ensign Township, Precinct 1										
Polling	64	63	64	64	63	62	-	-	-	-
Absentee	0	0	0	0	0	0	-	-	-	-
Total	64	63	64	64	63	62	-	-	-	-
Escanaba City, Precinct 1										
Polling	-	-	-	-	-	-	-	-	-	-
Absentee	-	-	-	-	-	-	-	-	-	-
Total	-	-	-	-	-	-	-	-	-	-
Escanaba City, Precinct 2										
Polling	-	-	-	-	-	-	-	-	-	-
Absentee	-	-	-	-	-	-	-	-	-	-
Total	-	-	-	-	-	-	-	-	-	-
Escanaba City, Precinct 3										
Polling	-	-	-	-	-	-	-	-	-	-
Absentee	-	-	-	-	-	-	-	-	-	-
Total	-	-	-	-	-	-	-	-	-	-
Escanaba City, Precinct 4										
Polling	-	-	-	-	-	-	-	-	-	-
Absentee	-	-	-	-	-	-	-	-	-	-
Total	-	-	-	-	-	-	-	-	-	-
Escanaba Township, Precinct 1										
Polling	-	-	-	-	-	-	59	59	59	59
Absentee	-	-	-	-	-	-	35	35	37	37
Total	-	-	-	-	-	-	94	94	96	96
Escanaba Township, Precinct 2										
Polling	-	-	-	-	-	-	40	40	41	40
Absentee	-	-	-	-	-	-	28	28	27	26
Total	-	-	-	-	-	-	68	68	68	66
Escanaba Township, Precinct 3										
Polling	-	-	-	-	-	-	24	24	24	24
Absentee	-	-	-	-	-	-	33	33	33	32
Total	-	-	-	-	-	-	57	57	57	56
Fairbanks Township, Precinct 1										

Primary Election
Tuesday August 2, 2016
Delta County Michigan
Official Results as Certified by the Board of Canvassers

	Ensign Clerk - D		Ensign Treasurer - D		Ensign Trustees - D		Escanaba Twp Supervisor - D		Escanaba Twp Clerk - D	
	Total Votes	Mary Pajnich Wilson	Total Votes	Sherri Pratt Parrett	Total Votes	Becky O'Brien	Total Votes	Ken Brunette	Total Votes	Patricia J. Beaucham
Polling	-	-	-	-	-	-	-	-	-	-
Absentee	-	-	-	-	-	-	-	-	-	-
Total	-	-	-	-	-	-	-	-	-	-
Ford River Township, Precinct 1										
Polling	-	-	-	-	-	-	-	-	-	-
Absentee	-	-	-	-	-	-	-	-	-	-
Total	-	-	-	-	-	-	-	-	-	-
Garden Township, Precinct 1										
Polling	-	-	-	-	-	-	-	-	-	-
Absentee	-	-	-	-	-	-	-	-	-	-
Total	-	-	-	-	-	-	-	-	-	-
Gladstone City, Precinct 1										
Polling	-	-	-	-	-	-	-	-	-	-
Absentee	-	-	-	-	-	-	-	-	-	-
Total	-	-	-	-	-	-	-	-	-	-
Gladstone City, Precinct 2										
Polling	-	-	-	-	-	-	-	-	-	-
Absentee	-	-	-	-	-	-	-	-	-	-
Total	-	-	-	-	-	-	-	-	-	-
Maple Ridge Township, Precinct 1										
Polling	-	-	-	-	-	-	-	-	-	-
Absentee	-	-	-	-	-	-	-	-	-	-
Total	-	-	-	-	-	-	-	-	-	-
Masonville Township, Precinct 1										
Polling	-	-	-	-	-	-	-	-	-	-
Absentee	-	-	-	-	-	-	-	-	-	-
Total	-	-	-	-	-	-	-	-	-	-
Nahma Township, Precinct 1										
Polling	-	-	-	-	-	-	-	-	-	-
Absentee	-	-	-	-	-	-	-	-	-	-
Total	-	-	-	-	-	-	-	-	-	-
Wells Township, Precinct 1										
Polling	-	-	-	-	-	-	-	-	-	-
Absentee	-	-	-	-	-	-	-	-	-	-
Total	-	-	-	-	-	-	-	-	-	-
Wells Township, Precinct 2										
Polling	-	-	-	-	-	-	-	-	-	-
Absentee	-	-	-	-	-	-	-	-	-	-
Total	-	-	-	-	-	-	-	-	-	-
Total										
Polling	64	63	64	64	63	62	123	123	124	123
Absentee	0	0	0	0	0	0	96	96	97	95
Total	64	63	64	64	63	62	219	219	221	218

Primary Election
Tuesday August 2, 2016
Delta County Michigan
Official Results as Certified by the Board of Canvassers

	Escanaba Twp Treasurer - D		Escanaba Twp Trusteee - D			Fairbanks Supervisor - D	Fairbanks Treasurer - D		Fairbanks Trustee - D	
	Total Votes	Linda Trombley-Robit	Total Votes	Alfred Gareau	Ray Hughes	Total Votes	Total Votes	Linda Ranguette	Total Votes	James Dalgord
Jurisdiction Wide										
Baldwin Township, Precinct 1										
Polling	-	-	-	-	-	-	-	-	-	-
Absentee	-	-	-	-	-	-	-	-	-	-
Total	-	-	-	-	-	-	-	-	-	-
Bark River Township, Precinct 1										
Polling	-	-	-	-	-	-	-	-	-	-
Absentee	-	-	-	-	-	-	-	-	-	-
Total	-	-	-	-	-	-	-	-	-	-
Bay de Noc Township, Precinct 1										
Polling	-	-	-	-	-	-	-	-	-	-
Absentee	-	-	-	-	-	-	-	-	-	-
Total	-	-	-	-	-	-	-	-	-	-
Brampton Township, Precinct 1										
Polling	-	-	-	-	-	-	-	-	-	-
Absentee	-	-	-	-	-	-	-	-	-	-
Total	-	-	-	-	-	-	-	-	-	-
Cornell Township, Precinct 1										
Polling	-	-	-	-	-	-	-	-	-	-
Absentee	-	-	-	-	-	-	-	-	-	-
Total	-	-	-	-	-	-	-	-	-	-
Ensign Township, Precinct 1										
Polling	-	-	-	-	-	-	-	-	-	-
Absentee	-	-	-	-	-	-	-	-	-	-
Total	-	-	-	-	-	-	-	-	-	-
Escanaba City, Precinct 1										
Polling	-	-	-	-	-	-	-	-	-	-
Absentee	-	-	-	-	-	-	-	-	-	-
Total	-	-	-	-	-	-	-	-	-	-
Escanaba City, Precinct 2										
Polling	-	-	-	-	-	-	-	-	-	-
Absentee	-	-	-	-	-	-	-	-	-	-
Total	-	-	-	-	-	-	-	-	-	-
Escanaba City, Precinct 3										
Polling	-	-	-	-	-	-	-	-	-	-
Absentee	-	-	-	-	-	-	-	-	-	-
Total	-	-	-	-	-	-	-	-	-	-
Escanaba City, Precinct 4										
Polling	-	-	-	-	-	-	-	-	-	-
Absentee	-	-	-	-	-	-	-	-	-	-
Total	-	-	-	-	-	-	-	-	-	-
Escanaba Township, Precinct 1										
Polling	59	59	97	50	46	-	-	-	-	-
Absentee	36	36	61	31	30	-	-	-	-	-
Total	95	95	158	81	76	-	-	-	-	-
Escanaba Township, Precinct 2										
Polling	40	39	77	40	37	-	-	-	-	-
Absentee	27	27	50	21	29	-	-	-	-	-
Total	67	66	127	61	66	-	-	-	-	-
Escanaba Township, Precinct 3										
Polling	25	25	43	20	23	-	-	-	-	-
Absentee	33	33	55	29	26	-	-	-	-	-
Total	58	58	98	49	49	-	-	-	-	-
Fairbanks Township, Precinct 1										

Primary Election
Tuesday August 2, 2016
Delta County Michigan
Official Results as Certified by the Board of Canvassers

	Escanaba Twp Treasurer - D		Escanaba Twp Trustee - D			Fairbanks Supervisor - D	Fairbanks Treasurer - D		Fairbanks Trustee - D	
	Total Votes	Linda Trombley-Robit	Total Votes	Alfred Gareau	Ray Hughes	Total Votes	Total Votes	Linda Ranguette	Total Votes	James Dalgord
Polling	-	-	-	-	-	3	31	31	25	25
Absentee	-	-	-	-	-	0	0	0	0	0
Total	-	-	-	-	-	3	31	31	25	25
Ford River Township, Precinct 1										
Polling	-	-	-	-	-	-	-	-	-	-
Absentee	-	-	-	-	-	-	-	-	-	-
Total	-	-	-	-	-	-	-	-	-	-
Garden Township, Precinct 1										
Polling	-	-	-	-	-	-	-	-	-	-
Absentee	-	-	-	-	-	-	-	-	-	-
Total	-	-	-	-	-	-	-	-	-	-
Gladstone City, Precinct 1										
Polling	-	-	-	-	-	-	-	-	-	-
Absentee	-	-	-	-	-	-	-	-	-	-
Total	-	-	-	-	-	-	-	-	-	-
Gladstone City, Precinct 2										
Polling	-	-	-	-	-	-	-	-	-	-
Absentee	-	-	-	-	-	-	-	-	-	-
Total	-	-	-	-	-	-	-	-	-	-
Maple Ridge Township, Precinct 1										
Polling	-	-	-	-	-	-	-	-	-	-
Absentee	-	-	-	-	-	-	-	-	-	-
Total	-	-	-	-	-	-	-	-	-	-
Masonville Township, Precinct 1										
Polling	-	-	-	-	-	-	-	-	-	-
Absentee	-	-	-	-	-	-	-	-	-	-
Total	-	-	-	-	-	-	-	-	-	-
Nahma Township, Precinct 1										
Polling	-	-	-	-	-	-	-	-	-	-
Absentee	-	-	-	-	-	-	-	-	-	-
Total	-	-	-	-	-	-	-	-	-	-
Wells Township, Precinct 1										
Polling	-	-	-	-	-	-	-	-	-	-
Absentee	-	-	-	-	-	-	-	-	-	-
Total	-	-	-	-	-	-	-	-	-	-
Wells Township, Precinct 2										
Polling	-	-	-	-	-	-	-	-	-	-
Absentee	-	-	-	-	-	-	-	-	-	-
Total	-	-	-	-	-	-	-	-	-	-
Total										
Polling	124	123	217	110	106	3	31	31	25	25
Absentee	96	96	166	81	85	0	0	0	0	0
Total	220	219	383	191	191	3	31	31	25	25

Primary Election
Tuesday August 2, 2016
Delta County Michigan
Official Results as Certified by the Board of Canvassers

	Ford River Supervisor - D		Ford River Clerk - D		Ford River Trustee - D		Garden Supervisor - D			Garden Clerk - D	
	Total Votes	Rachael Fountaine	Total Votes	Colleen M. Coppock	Total Votes	Delor J. Wellman	Total Votes	Morgan Tatrow	Ray Young	Total Votes	Brenda Lester
Jurisdiction Wide											
Baldwin Township, Precinct 1											
Polling	-	-	-	-	-	-	-	-	-	-	-
Absentee	-	-	-	-	-	-	-	-	-	-	-
Total	-	-	-	-	-	-	-	-	-	-	-
Bark River Township, Precinct 1											
Polling	-	-	-	-	-	-	-	-	-	-	-
Absentee	-	-	-	-	-	-	-	-	-	-	-
Total	-	-	-	-	-	-	-	-	-	-	-
Bay de Noc Township, Precinct 1											
Polling	-	-	-	-	-	-	-	-	-	-	-
Absentee	-	-	-	-	-	-	-	-	-	-	-
Total	-	-	-	-	-	-	-	-	-	-	-
Brampton Township, Precinct 1											
Polling	-	-	-	-	-	-	-	-	-	-	-
Absentee	-	-	-	-	-	-	-	-	-	-	-
Total	-	-	-	-	-	-	-	-	-	-	-
Cornell Township, Precinct 1											
Polling	-	-	-	-	-	-	-	-	-	-	-
Absentee	-	-	-	-	-	-	-	-	-	-	-
Total	-	-	-	-	-	-	-	-	-	-	-
Ensign Township, Precinct 1											
Polling	-	-	-	-	-	-	-	-	-	-	-
Absentee	-	-	-	-	-	-	-	-	-	-	-
Total	-	-	-	-	-	-	-	-	-	-	-
Escanaba City, Precinct 1											
Polling	-	-	-	-	-	-	-	-	-	-	-
Absentee	-	-	-	-	-	-	-	-	-	-	-
Total	-	-	-	-	-	-	-	-	-	-	-
Escanaba City, Precinct 2											
Polling	-	-	-	-	-	-	-	-	-	-	-
Absentee	-	-	-	-	-	-	-	-	-	-	-
Total	-	-	-	-	-	-	-	-	-	-	-
Escanaba City, Precinct 3											
Polling	-	-	-	-	-	-	-	-	-	-	-
Absentee	-	-	-	-	-	-	-	-	-	-	-
Total	-	-	-	-	-	-	-	-	-	-	-
Escanaba City, Precinct 4											
Polling	-	-	-	-	-	-	-	-	-	-	-
Absentee	-	-	-	-	-	-	-	-	-	-	-
Total	-	-	-	-	-	-	-	-	-	-	-
Escanaba Township, Precinct 1											
Polling	-	-	-	-	-	-	-	-	-	-	-
Absentee	-	-	-	-	-	-	-	-	-	-	-
Total	-	-	-	-	-	-	-	-	-	-	-
Escanaba Township, Precinct 2											
Polling	-	-	-	-	-	-	-	-	-	-	-
Absentee	-	-	-	-	-	-	-	-	-	-	-
Total	-	-	-	-	-	-	-	-	-	-	-
Escanaba Township, Precinct 3											
Polling	-	-	-	-	-	-	-	-	-	-	-
Absentee	-	-	-	-	-	-	-	-	-	-	-
Total	-	-	-	-	-	-	-	-	-	-	-
Fairbanks Township, Precinct 1											

Primary Election
Tuesday August 2, 2016
Delta County Michigan
Official Results as Certified by the Board of Canvassers

	Ford River Supervisor - D		Ford River Clerk - D		Ford River Trustee - D		Garden Supervisor - D			Garden Clerk - D	
	Total Votes	Rachael Fountaine	Total Votes	Colleen M. Coppock	Total Votes	Delor J. Wellman	Total Votes	Morgan Tatrow	Ray Young	Total Votes	Brenda Lester
Polling	-	-	-	-	-	-	-	-	-	-	-
Absentee	-	-	-	-	-	-	-	-	-	-	-
Total	-	-	-	-	-	-	-	-	-	-	-
Ford River Township, Precinct 1											
Polling	113	111	101	101	105	102	-	-	-	-	-
Absentee	0	0	0	0	0	0	-	-	-	-	-
Total	113	111	101	101	105	102	-	-	-	-	-
Garden Township, Precinct 1											
Polling	-	-	-	-	-	-	316	163	153	246	245
Absentee	-	-	-	-	-	-	0	0	0	0	0
Total	-	-	-	-	-	-	316	163	153	246	245
Gladstone City, Precinct 1											
Polling	-	-	-	-	-	-	-	-	-	-	-
Absentee	-	-	-	-	-	-	-	-	-	-	-
Total	-	-	-	-	-	-	-	-	-	-	-
Gladstone City, Precinct 2											
Polling	-	-	-	-	-	-	-	-	-	-	-
Absentee	-	-	-	-	-	-	-	-	-	-	-
Total	-	-	-	-	-	-	-	-	-	-	-
Maple Ridge Township, Precinct 1											
Polling	-	-	-	-	-	-	-	-	-	-	-
Absentee	-	-	-	-	-	-	-	-	-	-	-
Total	-	-	-	-	-	-	-	-	-	-	-
Masonville Township, Precinct 1											
Polling	-	-	-	-	-	-	-	-	-	-	-
Absentee	-	-	-	-	-	-	-	-	-	-	-
Total	-	-	-	-	-	-	-	-	-	-	-
Nahma Township, Precinct 1											
Polling	-	-	-	-	-	-	-	-	-	-	-
Absentee	-	-	-	-	-	-	-	-	-	-	-
Total	-	-	-	-	-	-	-	-	-	-	-
Wells Township, Precinct 1											
Polling	-	-	-	-	-	-	-	-	-	-	-
Absentee	-	-	-	-	-	-	-	-	-	-	-
Total	-	-	-	-	-	-	-	-	-	-	-
Wells Township, Precinct 2											
Polling	-	-	-	-	-	-	-	-	-	-	-
Absentee	-	-	-	-	-	-	-	-	-	-	-
Total	-	-	-	-	-	-	-	-	-	-	-
Total											
Polling	113	111	101	101	105	102	316	163	153	246	245
Absentee	0	0	0	0	0	0	0	0	0	0	0
Total	113	111	101	101	105	102	316	163	153	246	245

Primary Election
Tuesday August 2, 2016
Delta County Michigan
Official Results as Certified by the Board of Canvassers

	Garden Treasurer - D		Garden Trustee - D				Maple Ridge Treasurer - D	
	Total Votes	Mary Ann LeBresh	Total Votes	Cori Beaudre	Janet Feenstra-Daasc	Tyler Lucas	Total Votes	Barbara Nummilien
Jurisdiction Wide								
Baldwin Township, Precinct 1								
Polling	-	-	-	-	-	-	-	-
Absentee	-	-	-	-	-	-	-	-
Total	-	-	-	-	-	-	-	-
Bark River Township, Precinct 1								
Polling	-	-	-	-	-	-	-	-
Absentee	-	-	-	-	-	-	-	-
Total	-	-	-	-	-	-	-	-
Bay de Noc Township, Precinct 1								
Polling	-	-	-	-	-	-	-	-
Absentee	-	-	-	-	-	-	-	-
Total	-	-	-	-	-	-	-	-
Brampton Township, Precinct 1								
Polling	-	-	-	-	-	-	-	-
Absentee	-	-	-	-	-	-	-	-
Total	-	-	-	-	-	-	-	-
Cornell Township, Precinct 1								
Polling	-	-	-	-	-	-	-	-
Absentee	-	-	-	-	-	-	-	-
Total	-	-	-	-	-	-	-	-
Ensign Township, Precinct 1								
Polling	-	-	-	-	-	-	-	-
Absentee	-	-	-	-	-	-	-	-
Total	-	-	-	-	-	-	-	-
Escanaba City, Precinct 1								
Polling	-	-	-	-	-	-	-	-
Absentee	-	-	-	-	-	-	-	-
Total	-	-	-	-	-	-	-	-
Escanaba City, Precinct 2								
Polling	-	-	-	-	-	-	-	-
Absentee	-	-	-	-	-	-	-	-
Total	-	-	-	-	-	-	-	-
Escanaba City, Precinct 3								
Polling	-	-	-	-	-	-	-	-
Absentee	-	-	-	-	-	-	-	-
Total	-	-	-	-	-	-	-	-
Escanaba City, Precinct 4								
Polling	-	-	-	-	-	-	-	-
Absentee	-	-	-	-	-	-	-	-
Total	-	-	-	-	-	-	-	-
Escanaba Township, Precinct 1								
Polling	-	-	-	-	-	-	-	-
Absentee	-	-	-	-	-	-	-	-
Total	-	-	-	-	-	-	-	-
Escanaba Township, Precinct 2								
Polling	-	-	-	-	-	-	-	-
Absentee	-	-	-	-	-	-	-	-
Total	-	-	-	-	-	-	-	-
Escanaba Township, Precinct 3								
Polling	-	-	-	-	-	-	-	-
Absentee	-	-	-	-	-	-	-	-
Total	-	-	-	-	-	-	-	-
Fairbanks Township, Precinct 1								

Primary Election
Tuesday August 2, 2016
Delta County Michigan
Official Results as Certified by the Board of Canvassers

	Garden Treasurer - D		Garden Trustee - D				Maple Ridge Treasurer - D	
	Total Votes	Mary Ann LeBresh	Total Votes	Cori Beaudre	Janet Feenstra-Daasc	Tyler Lucas	Total Votes	Barbara Nummilien
Polling	-	-	-	-	-	-	-	-
Absentee	-	-	-	-	-	-	-	-
Total	-	-	-	-	-	-	-	-
Ford River Township, Precinct 1								
Polling	-	-	-	-	-	-	-	-
Absentee	-	-	-	-	-	-	-	-
Total	-	-	-	-	-	-	-	-
Garden Township, Precinct 1								
Polling	251	248	481	161	151	168	-	-
Absentee	0	0	0	0	0	0	-	-
Total	251	248	481	161	151	168	-	-
Gladstone City, Precinct 1								
Polling	-	-	-	-	-	-	-	-
Absentee	-	-	-	-	-	-	-	-
Total	-	-	-	-	-	-	-	-
Gladstone City, Precinct 2								
Polling	-	-	-	-	-	-	-	-
Absentee	-	-	-	-	-	-	-	-
Total	-	-	-	-	-	-	-	-
Maple Ridge Township, Precinct 1								
Polling	-	-	-	-	-	-	81	81
Absentee	-	-	-	-	-	-	0	0
Total	-	-	-	-	-	-	81	81
Masonville Township, Precinct 1								
Polling	-	-	-	-	-	-	-	-
Absentee	-	-	-	-	-	-	-	-
Total	-	-	-	-	-	-	-	-
Nahma Township, Precinct 1								
Polling	-	-	-	-	-	-	-	-
Absentee	-	-	-	-	-	-	-	-
Total	-	-	-	-	-	-	-	-
Wells Township, Precinct 1								
Polling	-	-	-	-	-	-	-	-
Absentee	-	-	-	-	-	-	-	-
Total	-	-	-	-	-	-	-	-
Wells Township, Precinct 2								
Polling	-	-	-	-	-	-	-	-
Absentee	-	-	-	-	-	-	-	-
Total	-	-	-	-	-	-	-	-
Total								
Polling	251	248	481	161	151	168	81	81
Absentee	0	0	0	0	0	0	0	0
Total	251	248	481	161	151	168	81	81

Primary Election
Tuesday August 2, 2016
Delta County Michigan
Official Results as Certified by the Board of Canvassers

	Maple Ridge Trustees - D				Masonville Trustees - D		Nahma Supervisor - D		Nahma Clerk - D	
	Total Votes	David J. Beauchamp	Sandra Beauchamp	Janet Pattan	Total Votes	Russel D. Poma	Total Votes	Lucas Bradshaw	Total Votes	Patti Migut
Jurisdiction Wide										
Baldwin Township, Precinct 1										
Polling	-	-	-	-	-	-	-	-	-	-
Absentee	-	-	-	-	-	-	-	-	-	-
Total	-	-	-	-	-	-	-	-	-	-
Bark River Township, Precinct 1										
Polling	-	-	-	-	-	-	-	-	-	-
Absentee	-	-	-	-	-	-	-	-	-	-
Total	-	-	-	-	-	-	-	-	-	-
Bay de Noc Township, Precinct 1										
Polling	-	-	-	-	-	-	-	-	-	-
Absentee	-	-	-	-	-	-	-	-	-	-
Total	-	-	-	-	-	-	-	-	-	-
Brampton Township, Precinct 1										
Polling	-	-	-	-	-	-	-	-	-	-
Absentee	-	-	-	-	-	-	-	-	-	-
Total	-	-	-	-	-	-	-	-	-	-
Cornell Township, Precinct 1										
Polling	-	-	-	-	-	-	-	-	-	-
Absentee	-	-	-	-	-	-	-	-	-	-
Total	-	-	-	-	-	-	-	-	-	-
Ensign Township, Precinct 1										
Polling	-	-	-	-	-	-	-	-	-	-
Absentee	-	-	-	-	-	-	-	-	-	-
Total	-	-	-	-	-	-	-	-	-	-
Escanaba City, Precinct 1										
Polling	-	-	-	-	-	-	-	-	-	-
Absentee	-	-	-	-	-	-	-	-	-	-
Total	-	-	-	-	-	-	-	-	-	-
Escanaba City, Precinct 2										
Polling	-	-	-	-	-	-	-	-	-	-
Absentee	-	-	-	-	-	-	-	-	-	-
Total	-	-	-	-	-	-	-	-	-	-
Escanaba City, Precinct 3										
Polling	-	-	-	-	-	-	-	-	-	-
Absentee	-	-	-	-	-	-	-	-	-	-
Total	-	-	-	-	-	-	-	-	-	-
Escanaba City, Precinct 4										
Polling	-	-	-	-	-	-	-	-	-	-
Absentee	-	-	-	-	-	-	-	-	-	-
Total	-	-	-	-	-	-	-	-	-	-
Escanaba Township, Precinct 1										
Polling	-	-	-	-	-	-	-	-	-	-
Absentee	-	-	-	-	-	-	-	-	-	-
Total	-	-	-	-	-	-	-	-	-	-
Escanaba Township, Precinct 2										
Polling	-	-	-	-	-	-	-	-	-	-
Absentee	-	-	-	-	-	-	-	-	-	-
Total	-	-	-	-	-	-	-	-	-	-
Escanaba Township, Precinct 3										
Polling	-	-	-	-	-	-	-	-	-	-
Absentee	-	-	-	-	-	-	-	-	-	-
Total	-	-	-	-	-	-	-	-	-	-
Fairbanks Township, Precinct 1										

Primary Election
Tuesday August 2, 2016
Delta County Michigan
Official Results as Certified by the Board of Canvassers

	Maple Ridge Trustees - D				Masonville Trustees - D		Nahma Supervisor - D		Nahma Clerk - D	
	Total Votes	David J. Beauchamp	Sandra Beauchamp	Janet Pattan	Total Votes	Russel D. Poma	Total Votes	Lucas Bradshaw	Total Votes	Patti Migut
Polling	-	-	-	-	-	-	-	-	-	-
Absentee	-	-	-	-	-	-	-	-	-	-
Total	-	-	-	-	-	-	-	-	-	-
Ford River Township, Precinct 1										
Polling	-	-	-	-	-	-	-	-	-	-
Absentee	-	-	-	-	-	-	-	-	-	-
Total	-	-	-	-	-	-	-	-	-	-
Garden Township, Precinct 1										
Polling	-	-	-	-	-	-	-	-	-	-
Absentee	-	-	-	-	-	-	-	-	-	-
Total	-	-	-	-	-	-	-	-	-	-
Gladstone City, Precinct 1										
Polling	-	-	-	-	-	-	-	-	-	-
Absentee	-	-	-	-	-	-	-	-	-	-
Total	-	-	-	-	-	-	-	-	-	-
Gladstone City, Precinct 2										
Polling	-	-	-	-	-	-	-	-	-	-
Absentee	-	-	-	-	-	-	-	-	-	-
Total	-	-	-	-	-	-	-	-	-	-
Maple Ridge Township, Precinct 1										
Polling	176	65	70	41	-	-	-	-	-	-
Absentee	0	0	0	0	-	-	-	-	-	-
Total	176	65	70	41	-	-	-	-	-	-
Masonville Township, Precinct 1										
Polling	-	-	-	-	91	86	-	-	-	-
Absentee	-	-	-	-	0	0	-	-	-	-
Total	-	-	-	-	91	86	-	-	-	-
Nahma Township, Precinct 1										
Polling	-	-	-	-	-	-	26	26	29	29
Absentee	-	-	-	-	-	-	0	0	0	0
Total	-	-	-	-	-	-	26	26	29	29
Wells Township, Precinct 1										
Polling	-	-	-	-	-	-	-	-	-	-
Absentee	-	-	-	-	-	-	-	-	-	-
Total	-	-	-	-	-	-	-	-	-	-
Wells Township, Precinct 2										
Polling	-	-	-	-	-	-	-	-	-	-
Absentee	-	-	-	-	-	-	-	-	-	-
Total	-	-	-	-	-	-	-	-	-	-
Total										
Polling	176	65	70	41	91	86	26	26	29	29
Absentee	0	0	0	0	0	0	0	0	0	0
Total	176	65	70	41	91	86	26	26	29	29

Primary Election
Tuesday August 2, 2016
Delta County Michigan
Official Results as Certified by the Board of Canvassers

	Nahma Trustees - D		Wells Supervisor - D			Wells Clerk - D			Wells Treasurer - D	
	Total Votes	Mary LaVigne	Total Votes	Matthew C. Jensen	Donald J. Moberg	Total Votes	Lynn K. Brodersen	Sharo A. Murray	Total Votes	Karen Kobasic
Jurisdiction Wide										
Baldwin Township, Precinct 1										
Polling	-	-	-	-	-	-	-	-	-	-
Absentee	-	-	-	-	-	-	-	-	-	-
Total	-	-	-	-	-	-	-	-	-	-
Bark River Township, Precinct 1										
Polling	-	-	-	-	-	-	-	-	-	-
Absentee	-	-	-	-	-	-	-	-	-	-
Total	-	-	-	-	-	-	-	-	-	-
Bay de Noc Township, Precinct 1										
Polling	-	-	-	-	-	-	-	-	-	-
Absentee	-	-	-	-	-	-	-	-	-	-
Total	-	-	-	-	-	-	-	-	-	-
Brampton Township, Precinct 1										
Polling	-	-	-	-	-	-	-	-	-	-
Absentee	-	-	-	-	-	-	-	-	-	-
Total	-	-	-	-	-	-	-	-	-	-
Cornell Township, Precinct 1										
Polling	-	-	-	-	-	-	-	-	-	-
Absentee	-	-	-	-	-	-	-	-	-	-
Total	-	-	-	-	-	-	-	-	-	-
Ensign Township, Precinct 1										
Polling	-	-	-	-	-	-	-	-	-	-
Absentee	-	-	-	-	-	-	-	-	-	-
Total	-	-	-	-	-	-	-	-	-	-
Escanaba City, Precinct 1										
Polling	-	-	-	-	-	-	-	-	-	-
Absentee	-	-	-	-	-	-	-	-	-	-
Total	-	-	-	-	-	-	-	-	-	-
Escanaba City, Precinct 2										
Polling	-	-	-	-	-	-	-	-	-	-
Absentee	-	-	-	-	-	-	-	-	-	-
Total	-	-	-	-	-	-	-	-	-	-
Escanaba City, Precinct 3										
Polling	-	-	-	-	-	-	-	-	-	-
Absentee	-	-	-	-	-	-	-	-	-	-
Total	-	-	-	-	-	-	-	-	-	-
Escanaba City, Precinct 4										
Polling	-	-	-	-	-	-	-	-	-	-
Absentee	-	-	-	-	-	-	-	-	-	-
Total	-	-	-	-	-	-	-	-	-	-
Escanaba Township, Precinct 1										
Polling	-	-	-	-	-	-	-	-	-	-
Absentee	-	-	-	-	-	-	-	-	-	-
Total	-	-	-	-	-	-	-	-	-	-
Escanaba Township, Precinct 2										
Polling	-	-	-	-	-	-	-	-	-	-
Absentee	-	-	-	-	-	-	-	-	-	-
Total	-	-	-	-	-	-	-	-	-	-
Escanaba Township, Precinct 3										
Polling	-	-	-	-	-	-	-	-	-	-
Absentee	-	-	-	-	-	-	-	-	-	-
Total	-	-	-	-	-	-	-	-	-	-
Fairbanks Township, Precinct 1										

Primary Election
Tuesday August 2, 2016
Delta County Michigan
Official Results as Certified by the Board of Canvassers

	Nahma Trustees - D		Wells Supervisor - D			Wells Clerk - D			Wells Treasurer - D	
	Total Votes	Mary LaVigne	Total Votes	Matthew C. Jensen	Donald J. Moberg	Total Votes	Lynn K. Brodersen	Sharo A. Murray	Total Votes	Karen Kobasic
Polling	-	-	-	-	-	-	-	-	-	-
Absentee	-	-	-	-	-	-	-	-	-	-
Total	-	-	-	-	-	-	-	-	-	-
Ford River Township, Precinct 1										
Polling	-	-	-	-	-	-	-	-	-	-
Absentee	-	-	-	-	-	-	-	-	-	-
Total	-	-	-	-	-	-	-	-	-	-
Garden Township, Precinct 1										
Polling	-	-	-	-	-	-	-	-	-	-
Absentee	-	-	-	-	-	-	-	-	-	-
Total	-	-	-	-	-	-	-	-	-	-
Gladstone City, Precinct 1										
Polling	-	-	-	-	-	-	-	-	-	-
Absentee	-	-	-	-	-	-	-	-	-	-
Total	-	-	-	-	-	-	-	-	-	-
Gladstone City, Precinct 2										
Polling	-	-	-	-	-	-	-	-	-	-
Absentee	-	-	-	-	-	-	-	-	-	-
Total	-	-	-	-	-	-	-	-	-	-
Maple Ridge Township, Precinct 1										
Polling	-	-	-	-	-	-	-	-	-	-
Absentee	-	-	-	-	-	-	-	-	-	-
Total	-	-	-	-	-	-	-	-	-	-
Masonville Township, Precinct 1										
Polling	-	-	-	-	-	-	-	-	-	-
Absentee	-	-	-	-	-	-	-	-	-	-
Total	-	-	-	-	-	-	-	-	-	-
Nahma Township, Precinct 1										
Polling	29	29	-	-	-	-	-	-	-	-
Absentee	0	0	-	-	-	-	-	-	-	-
Total	29	29	-	-	-	-	-	-	-	-
Wells Township, Precinct 1										
Polling	-	-	155	100	55	143	97	45	134	133
Absentee	-	-	0	0	0	0	0	0	0	0
Total	-	-	155	100	55	143	97	45	134	133
Wells Township, Precinct 2										
Polling	-	-	280	153	125	275	193	79	248	247
Absentee	-	-	0	0	0	0	0	0	0	0
Total	-	-	280	153	125	275	193	79	248	247
Total										
Polling	29	29	435	253	180	418	290	124	382	380
Absentee	0	0	0	0	0	0	0	0	0	0
Total	29	29	435	253	180	418	290	124	382	380

Primary Election
Tusesday August 2, 2016
Delta County, Michigan
Official Results as Certified by the Board of Canvassers

	Wells Trustees - D						Recycling Proposal		
	Total Votes	Judith J. Gereau	Gloria F. Johnson	David L. Mason	Dorothy J. Pepin	Connie J. Stoykovich	Total Votes	YES	NO
Jurisdiction Wide									
Baldwin Township, Precinct 1									
Polling	-	-	-	-	-	-	129	50	79
Absentee	-	-	-	-	-	-	0	0	0
Total	-	-	-	-	-	-	129	50	79
Bark River Township, Precinct 1									
Polling	-	-	-	-	-	-	338	163	175
Absentee	-	-	-	-	-	-	0	0	0
Total	-	-	-	-	-	-	338	163	175
Bay de Noc Township, Precinct 1									
Polling	-	-	-	-	-	-	75	44	31
Absentee	-	-	-	-	-	-	0	0	0
Total	-	-	-	-	-	-	75	44	31
Brampton Township, Precinct 1									
Polling	-	-	-	-	-	-	219	140	79
Absentee	-	-	-	-	-	-	0	0	0
Total	-	-	-	-	-	-	219	140	79
Cornell Township, Precinct 1									
Polling	-	-	-	-	-	-	104	59	45
Absentee	-	-	-	-	-	-	0	0	0
Total	-	-	-	-	-	-	104	59	45
Ensign Township, Precinct 1									
Polling	-	-	-	-	-	-	175	103	72
Absentee	-	-	-	-	-	-	0	0	0
Total	-	-	-	-	-	-	175	103	72
Escanaba City, Precinct 1									
Polling	-	-	-	-	-	-	293	208	85
Absentee	-	-	-	-	-	-	161	113	48
Total	-	-	-	-	-	-	454	321	133
Escanaba City, Precinct 2									
Polling	-	-	-	-	-	-	388	286	102
Absentee	-	-	-	-	-	-	462	301	161
Total	-	-	-	-	-	-	850	587	263
Escanaba City, Precinct 3									
Polling	-	-	-	-	-	-	236	162	74
Absentee	-	-	-	-	-	-	286	183	103
Total	-	-	-	-	-	-	522	345	177
Escanaba City, Precinct 4									
Polling	-	-	-	-	-	-	130	86	44
Absentee	-	-	-	-	-	-	102	65	37
Total	-	-	-	-	-	-	232	151	81
Escanaba Township, Precinct 1									
Polling	-	-	-	-	-	-	285	190	95
Absentee	-	-	-	-	-	-	70	48	22
Total	-	-	-	-	-	-	355	238	117
Escanaba Township, Precinct 2									
Polling	-	-	-	-	-	-	120	59	61
Absentee	-	-	-	-	-	-	48	30	18
Total	-	-	-	-	-	-	168	89	79
Escanaba Township, Precinct 3									
Polling	-	-	-	-	-	-	69	42	27
Absentee	-	-	-	-	-	-	56	14	42
Total	-	-	-	-	-	-	125	56	69
Fairbanks Township, Precinct 1									

Primary Election
Tuesday August 2, 2016
Delta County, Michigan
Official Results as Certified by the Board of Canvassers

	Wells Trustees - D						Recycling Proposal		
	Total Votes	Judith J. Gereau	Gloria F. Johnson	David L. Mason	Dorothy J. Pepin	Connie J. Stoykovich	Total Votes	YES	NO
Polling	-	-	-	-	-	-	59	28	31
Absentee	-	-	-	-	-	-	0	0	0
Total	-	-	-	-	-	-	59	28	31
Ford River Township, Precinct 1									
Polling	-	-	-	-	-	-	439	281	158
Absentee	-	-	-	-	-	-	0	0	0
Total	-	-	-	-	-	-	439	281	158
Garden Township, Precinct 1									
Polling	-	-	-	-	-	-	287	166	121
Absentee	-	-	-	-	-	-	0	0	0
Total	-	-	-	-	-	-	287	166	121
Gladstone City, Precinct 1									
Polling	-	-	-	-	-	-	298	200	98
Absentee	-	-	-	-	-	-	136	79	57
Total	-	-	-	-	-	-	434	279	155
Gladstone City, Precinct 2									
Polling	-	-	-	-	-	-	334	212	122
Absentee	-	-	-	-	-	-	121	72	49
Total	-	-	-	-	-	-	455	284	171
Maple Ridge Township, Precinct 1									
Polling	-	-	-	-	-	-	183	78	105
Absentee	-	-	-	-	-	-	0	0	0
Total	-	-	-	-	-	-	183	78	105
Masonville Township, Precinct 1									
Polling	-	-	-	-	-	-	354	202	152
Absentee	-	-	-	-	-	-	0	0	0
Total	-	-	-	-	-	-	354	202	152
Nahma Township, Precinct 1									
Polling	-	-	-	-	-	-	58	33	25
Absentee	-	-	-	-	-	-	0	0	0
Total	-	-	-	-	-	-	58	33	25
Wells Township, Precinct 1									
Polling	457	82	104	74	83	113	337	195	142
Absentee	0	0	0	0	0	0	0	0	0
Total	457	82	104	74	83	113	337	195	142
Wells Township, Precinct 2									
Polling	924	165	197	173	183	206	733	404	329
Absentee	0	0	0	0	0	0	0	0	0
Total	924	165	197	173	183	206	733	404	329
Total									
Polling	1381	247	301	247	266	319	5643	3391	2252
Absentee	0	0	0	0	0	0	1442	905	537
Total	1381	247	301	247	266	319	7085	4296	2789

Primary Election
Tusesday August 2, 2016
Delta County, Michigan
Official Results as Certified by the Board of Canvassers

	DATA - Baldwin			DATA - Bark River			DATA - Brampton		
	Total Votes	YES	NO	Total Votes	YES	NO	Total Votes	YES	NO
Jurisdiction Wide									
Baldwin Township, Precinct 1									
Polling	128	45	83	-	-	-	-	-	-
Absentee	0	0	0	-	-	-	-	-	-
Total	128	45	83	-	-	-	-	-	-
Bark River Township, Precinct 1									
Polling	-	-	-	338	167	171	-	-	-
Absentee	-	-	-	0	0	0	-	-	-
Total	-	-	-	338	167	171	-	-	-
Bay de Noc Township, Precinct 1									
Polling	-	-	-	-	-	-	-	-	-
Absentee	-	-	-	-	-	-	-	-	-
Total	-	-	-	-	-	-	-	-	-
Brampton Township, Precinct 1									
Polling	-	-	-	-	-	-	219	118	101
Absentee	-	-	-	-	-	-	0	0	0
Total	-	-	-	-	-	-	219	118	101
Cornell Township, Precinct 1									
Polling	-	-	-	-	-	-	-	-	-
Absentee	-	-	-	-	-	-	-	-	-
Total	-	-	-	-	-	-	-	-	-
Ensign Township, Precinct 1									
Polling	-	-	-	-	-	-	-	-	-
Absentee	-	-	-	-	-	-	-	-	-
Total	-	-	-	-	-	-	-	-	-
Escanaba City, Precinct 1									
Polling	-	-	-	-	-	-	-	-	-
Absentee	-	-	-	-	-	-	-	-	-
Total	-	-	-	-	-	-	-	-	-
Escanaba City, Precinct 2									
Polling	-	-	-	-	-	-	-	-	-
Absentee	-	-	-	-	-	-	-	-	-
Total	-	-	-	-	-	-	-	-	-
Escanaba City, Precinct 3									
Polling	-	-	-	-	-	-	-	-	-
Absentee	-	-	-	-	-	-	-	-	-
Total	-	-	-	-	-	-	-	-	-
Escanaba City, Precinct 4									
Polling	-	-	-	-	-	-	-	-	-
Absentee	-	-	-	-	-	-	-	-	-
Total	-	-	-	-	-	-	-	-	-
Escanaba Township, Precinct 1									
Polling	-	-	-	-	-	-	-	-	-
Absentee	-	-	-	-	-	-	-	-	-
Total	-	-	-	-	-	-	-	-	-
Escanaba Township, Precinct 2									
Polling	-	-	-	-	-	-	-	-	-
Absentee	-	-	-	-	-	-	-	-	-
Total	-	-	-	-	-	-	-	-	-
Escanaba Township, Precinct 3									
Polling	-	-	-	-	-	-	-	-	-
Absentee	-	-	-	-	-	-	-	-	-
Total	-	-	-	-	-	-	-	-	-
Fairbanks Township, Precinct 1									

Primary Election
Tusesday August 2, 2016
Delta County, Michigan
Official Results as Certified by the Board of Canvassers

	DATA - Baldwin			DATA - Bark River			DATA - Brampton		
	Total Votes	YES	NO	Total Votes	YES	NO	Total Votes	YES	NO
Polling	-	-	-	-	-	-	-	-	-
Absentee	-	-	-	-	-	-	-	-	-
Total	-	-	-	-	-	-	-	-	-
Ford River Township, Precinct 1									
Polling	-	-	-	-	-	-	-	-	-
Absentee	-	-	-	-	-	-	-	-	-
Total	-	-	-	-	-	-	-	-	-
Garden Township, Precinct 1									
Polling	-	-	-	-	-	-	-	-	-
Absentee	-	-	-	-	-	-	-	-	-
Total	-	-	-	-	-	-	-	-	-
Gladstone City, Precinct 1									
Polling	-	-	-	-	-	-	-	-	-
Absentee	-	-	-	-	-	-	-	-	-
Total	-	-	-	-	-	-	-	-	-
Gladstone City, Precinct 2									
Polling	-	-	-	-	-	-	-	-	-
Absentee	-	-	-	-	-	-	-	-	-
Total	-	-	-	-	-	-	-	-	-
Maple Ridge Township, Precinct 1									
Polling	-	-	-	-	-	-	-	-	-
Absentee	-	-	-	-	-	-	-	-	-
Total	-	-	-	-	-	-	-	-	-
Masonville Township, Precinct 1									
Polling	-	-	-	-	-	-	-	-	-
Absentee	-	-	-	-	-	-	-	-	-
Total	-	-	-	-	-	-	-	-	-
Nahma Township, Precinct 1									
Polling	-	-	-	-	-	-	-	-	-
Absentee	-	-	-	-	-	-	-	-	-
Total	-	-	-	-	-	-	-	-	-
Wells Township, Precinct 1									
Polling	-	-	-	-	-	-	-	-	-
Absentee	-	-	-	-	-	-	-	-	-
Total	-	-	-	-	-	-	-	-	-
Wells Township, Precinct 2									
Polling	-	-	-	-	-	-	-	-	-
Absentee	-	-	-	-	-	-	-	-	-
Total	-	-	-	-	-	-	-	-	-
Total									
Polling	128	45	83	338	167	171	219	118	101
Absentee	0	0	0	0	0	0	0	0	0
Total	128	45	83	338	167	171	219	118	101

Primary Election
Tuesday August 2, 2016
Delta County, Michigan
Official Results as Certified by the Board of Canvassers

	DATA - Ensign			DATA - Ford River			DATA - Masonville		
	Total Votes	YES	NO	Total Votes	YES	NO	Total Votes	YES	NO
Jurisdiction Wide									
Baldwin Township, Precinct 1									
Polling	-	-	-	-	-	-	-	-	-
Absentee	-	-	-	-	-	-	-	-	-
Total	-	-	-	-	-	-	-	-	-
Bark River Township, Precinct 1									
Polling	-	-	-	-	-	-	-	-	-
Absentee	-	-	-	-	-	-	-	-	-
Total	-	-	-	-	-	-	-	-	-
Bay de Noc Township, Precinct 1									
Polling	-	-	-	-	-	-	-	-	-
Absentee	-	-	-	-	-	-	-	-	-
Total	-	-	-	-	-	-	-	-	-
Brampton Township, Precinct 1									
Polling	-	-	-	-	-	-	-	-	-
Absentee	-	-	-	-	-	-	-	-	-
Total	-	-	-	-	-	-	-	-	-
Cornell Township, Precinct 1									
Polling	-	-	-	-	-	-	-	-	-
Absentee	-	-	-	-	-	-	-	-	-
Total	-	-	-	-	-	-	-	-	-
Ensign Township, Precinct 1									
Polling	175	89	86	-	-	-	-	-	-
Absentee	0	0	0	-	-	-	-	-	-
Total	175	89	86	-	-	-	-	-	-
Escanaba City, Precinct 1									
Polling	-	-	-	-	-	-	-	-	-
Absentee	-	-	-	-	-	-	-	-	-
Total	-	-	-	-	-	-	-	-	-
Escanaba City, Precinct 2									
Polling	-	-	-	-	-	-	-	-	-
Absentee	-	-	-	-	-	-	-	-	-
Total	-	-	-	-	-	-	-	-	-
Escanaba City, Precinct 3									
Polling	-	-	-	-	-	-	-	-	-
Absentee	-	-	-	-	-	-	-	-	-
Total	-	-	-	-	-	-	-	-	-
Escanaba City, Precinct 4									
Polling	-	-	-	-	-	-	-	-	-
Absentee	-	-	-	-	-	-	-	-	-
Total	-	-	-	-	-	-	-	-	-
Escanaba Township, Precinct 1									
Polling	-	-	-	-	-	-	-	-	-
Absentee	-	-	-	-	-	-	-	-	-
Total	-	-	-	-	-	-	-	-	-
Escanaba Township, Precinct 2									
Polling	-	-	-	-	-	-	-	-	-
Absentee	-	-	-	-	-	-	-	-	-
Total	-	-	-	-	-	-	-	-	-
Escanaba Township, Precinct 3									
Polling	-	-	-	-	-	-	-	-	-
Absentee	-	-	-	-	-	-	-	-	-
Total	-	-	-	-	-	-	-	-	-
Fairbanks Township, Precinct 1									

Primary Election
Tusesday August 2, 2016
Delta County, Michigan
Official Results as Certified by the Board of Canvassers

	DATA - Ensign			DATA - Ford River			DATA - Masonville		
	Total Votes	YES	NO	Total Votes	YES	NO	Total Votes	YES	NO
Polling	-	-	-	-	-	-	-	-	-
Absentee	-	-	-	-	-	-	-	-	-
Total	-	-	-	-	-	-	-	-	-
Ford River Township, Precinct 1									
Polling	-	-	-	441	262	179	-	-	-
Absentee	-	-	-	0	0	0	-	-	-
Total	-	-	-	441	262	179	-	-	-
Garden Township, Precinct 1									
Polling	-	-	-	-	-	-	-	-	-
Absentee	-	-	-	-	-	-	-	-	-
Total	-	-	-	-	-	-	-	-	-
Gladstone City, Precinct 1									
Polling	-	-	-	-	-	-	-	-	-
Absentee	-	-	-	-	-	-	-	-	-
Total	-	-	-	-	-	-	-	-	-
Gladstone City, Precinct 2									
Polling	-	-	-	-	-	-	-	-	-
Absentee	-	-	-	-	-	-	-	-	-
Total	-	-	-	-	-	-	-	-	-
Maple Ridge Township, Precinct 1									
Polling	-	-	-	-	-	-	-	-	-
Absentee	-	-	-	-	-	-	-	-	-
Total	-	-	-	-	-	-	-	-	-
Masonville Township, Precinct 1									
Polling	-	-	-	-	-	-	353	188	165
Absentee	-	-	-	-	-	-	0	0	0
Total	-	-	-	-	-	-	353	188	165
Nahma Township, Precinct 1									
Polling	-	-	-	-	-	-	-	-	-
Absentee	-	-	-	-	-	-	-	-	-
Total	-	-	-	-	-	-	-	-	-
Wells Township, Precinct 1									
Polling	-	-	-	-	-	-	-	-	-
Absentee	-	-	-	-	-	-	-	-	-
Total	-	-	-	-	-	-	-	-	-
Wells Township, Precinct 2									
Polling	-	-	-	-	-	-	-	-	-
Absentee	-	-	-	-	-	-	-	-	-
Total	-	-	-	-	-	-	-	-	-
Total									
Polling	175	89	86	441	262	179	353	188	165
Absentee	0	0	0	0	0	0	0	0	0
Total	175	89	86	441	262	179	353	188	165

Primary Election
Tusesday August 2, 2016
Delta County, Michigan
Official Results as Certified by the Board of Canvassers

	DATA - Wells			Maple Ridge - Roads			DATA - Maple Ridge		
	Total Votes	YES	NO	Total Votes	YES	NO	Total Votes	YES	NO
Jurisdiction Wide									
Baldwin Township, Precinct 1									
Polling	-	-	-	-	-	-	-	-	-
Absentee	-	-	-	-	-	-	-	-	-
Total	-	-	-	-	-	-	-	-	-
Bark River Township, Precinct 1									
Polling	-	-	-	-	-	-	-	-	-
Absentee	-	-	-	-	-	-	-	-	-
Total	-	-	-	-	-	-	-	-	-
Bay de Noc Township, Precinct 1									
Polling	-	-	-	-	-	-	-	-	-
Absentee	-	-	-	-	-	-	-	-	-
Total	-	-	-	-	-	-	-	-	-
Brampton Township, Precinct 1									
Polling	-	-	-	-	-	-	-	-	-
Absentee	-	-	-	-	-	-	-	-	-
Total	-	-	-	-	-	-	-	-	-
Cornell Township, Precinct 1									
Polling	-	-	-	-	-	-	-	-	-
Absentee	-	-	-	-	-	-	-	-	-
Total	-	-	-	-	-	-	-	-	-
Ensign Township, Precinct 1									
Polling	-	-	-	-	-	-	-	-	-
Absentee	-	-	-	-	-	-	-	-	-
Total	-	-	-	-	-	-	-	-	-
Escanaba City, Precinct 1									
Polling	-	-	-	-	-	-	-	-	-
Absentee	-	-	-	-	-	-	-	-	-
Total	-	-	-	-	-	-	-	-	-
Escanaba City, Precinct 2									
Polling	-	-	-	-	-	-	-	-	-
Absentee	-	-	-	-	-	-	-	-	-
Total	-	-	-	-	-	-	-	-	-
Escanaba City, Precinct 3									
Polling	-	-	-	-	-	-	-	-	-
Absentee	-	-	-	-	-	-	-	-	-
Total	-	-	-	-	-	-	-	-	-
Escanaba City, Precinct 4									
Polling	-	-	-	-	-	-	-	-	-
Absentee	-	-	-	-	-	-	-	-	-
Total	-	-	-	-	-	-	-	-	-
Escanaba Township, Precinct 1									
Polling	-	-	-	-	-	-	-	-	-
Absentee	-	-	-	-	-	-	-	-	-
Total	-	-	-	-	-	-	-	-	-
Escanaba Township, Precinct 2									
Polling	-	-	-	-	-	-	-	-	-
Absentee	-	-	-	-	-	-	-	-	-
Total	-	-	-	-	-	-	-	-	-
Escanaba Township, Precinct 3									
Polling	-	-	-	-	-	-	-	-	-
Absentee	-	-	-	-	-	-	-	-	-
Total	-	-	-	-	-	-	-	-	-
Fairbanks Township, Precinct 1									

Primary Election
Tusesday August 2, 2016
Delta County, Michigan
Official Results as Certified by the Board of Canvassers

	DATA - Wells			Maple Ridge - Roads			DATA - Maple Ridge		
	Total Votes	YES	NO	Total Votes	YES	NO	Total Votes	YES	NO
Polling	-	-	-	-	-	-	-	-	-
Absentee	-	-	-	-	-	-	-	-	-
Total	-	-	-	-	-	-	-	-	-
Ford River Township, Precinct 1									
Polling	-	-	-	-	-	-	-	-	-
Absentee	-	-	-	-	-	-	-	-	-
Total	-	-	-	-	-	-	-	-	-
Garden Township, Precinct 1									
Polling	-	-	-	-	-	-	-	-	-
Absentee	-	-	-	-	-	-	-	-	-
Total	-	-	-	-	-	-	-	-	-
Gladstone City, Precinct 1									
Polling	-	-	-	-	-	-	-	-	-
Absentee	-	-	-	-	-	-	-	-	-
Total	-	-	-	-	-	-	-	-	-
Gladstone City, Precinct 2									
Polling	-	-	-	-	-	-	-	-	-
Absentee	-	-	-	-	-	-	-	-	-
Total	-	-	-	-	-	-	-	-	-
Maple Ridge Township, Precinct 1									
Polling	-	-	-	182	80	102	179	65	114
Absentee	-	-	-	0	0	0	0	0	0
Total	-	-	-	182	80	102	179	65	114
Masonville Township, Precinct 1									
Polling	-	-	-	-	-	-	-	-	-
Absentee	-	-	-	-	-	-	-	-	-
Total	-	-	-	-	-	-	-	-	-
Nahma Township, Precinct 1									
Polling	-	-	-	-	-	-	-	-	-
Absentee	-	-	-	-	-	-	-	-	-
Total	-	-	-	-	-	-	-	-	-
Wells Township, Precinct 1									
Polling	346	174	172	-	-	-	-	-	-
Absentee	0	0	0	-	-	-	-	-	-
Total	346	174	172	-	-	-	-	-	-
Wells Township, Precinct 2									
Polling	740	305	435	-	-	-	-	-	-
Absentee	0	0	0	-	-	-	-	-	-
Total	740	305	435	-	-	-	-	-	-
Total									
Polling	1086	479	607	182	80	102	179	65	114
Absentee	0	0	0	0	0	0	0	0	0
Total	1086	479	607	182	80	102	179	65	114

Primary Election
Tuesday August 2, 2016
Delta County, Michigan
Official Results as Certified by the Board of Canvassers

	Escanaba School District Proposal		
	Total Votes	YES	NO
Jurisdiction Wide			
Baldwin Township, Precinct 1			
Polling	-	-	-
Absentee	-	-	-
Total	-	-	-
Bark River Township, Precinct 1			
Polling	-	-	-
Absentee	-	-	-
Total	-	-	-
Bay de Noc Township, Precinct 1			
Polling	-	-	-
Absentee	-	-	-
Total	-	-	-
Brampton Township, Precinct 1			
Polling	-	-	-
Absentee	-	-	-
Total	-	-	-
Cornell Township, Precinct 1			
Polling	105	54	51
Absentee	0	0	0
Total	105	54	51
Ensign Township, Precinct 1			
Polling	-	-	-
Absentee	-	-	-
Total	-	-	-
Escanaba City, Precinct 1			
Polling	308	225	83
Absentee	156	112	44
Total	464	337	127
Escanaba City, Precinct 2			
Polling	392	285	107
Absentee	460	311	149
Total	852	596	256
Escanaba City, Precinct 3			
Polling	256	185	71
Absentee	302	201	101
Total	558	386	172
Escanaba City, Precinct 4			
Polling	138	101	37
Absentee	103	68	35
Total	241	169	72
Escanaba Township, Precinct 1			
Polling	-	-	-
Absentee	-	-	-
Total	-	-	-
Escanaba Township, Precinct 2			
Polling	-	-	-
Absentee	-	-	-
Total	-	-	-
Escanaba Township, Precinct 3			
Polling	-	-	-
Absentee	-	-	-
Total	-	-	-
Fairbanks Township, Precinct 1			

Primary Election
Tusesday August 2, 2016
Delta County, Michigan
Official Results as Certified by the Board of Canvassers

	Escanaba School District Proposal		
	Total Votes	YES	NO
Polling	-	-	-
Absentee	-	-	-
Total	-	-	-
Ford River Township, Precinct 1			
Polling	380	229	151
Absentee	0	0	0
Total	380	229	151
Garden Township, Precinct 1			
Polling	-	-	-
Absentee	-	-	-
Total	-	-	-
Gladstone City, Precinct 1			
Polling	-	-	-
Absentee	-	-	-
Total	-	-	-
Gladstone City, Precinct 2			
Polling	-	-	-
Absentee	-	-	-
Total	-	-	-
Maple Ridge Township, Precinct 1			
Polling	-	-	-
Absentee	-	-	-
Total	-	-	-
Masonville Township, Precinct 1			
Polling	-	-	-
Absentee	-	-	-
Total	-	-	-
Nahma Township, Precinct 1			
Polling	-	-	-
Absentee	-	-	-
Total	-	-	-
Wells Township, Precinct 1			
Polling	316	185	131
Absentee	0	0	0
Total	316	185	131
Wells Township, Precinct 2			
Polling	696	385	311
Absentee	0	0	0
Total	696	385	311
Total			
Polling	2591	1649	942
Absentee	1021	692	329
Total	3612	2341	1271

THE WHOLE NUMBER OF VOTES GIVEN: US Rep - Rep WAS 4671 (OF WHICH)

Jason Allen	RECEIVED	273
Jack Bergman	RECEIVED	921
Tom Casperson	RECEIVED	3477

THE WHOLE NUMBER OF VOTES GIVEN: State Rep - Rep WAS 4295 (OF WHICH)

Alan Arcand	RECEIVED	954
Beau Matthew LaFave	RECEIVED	1763
Darryl Shann	RECEIVED	1578

THE WHOLE NUMBER OF VOTES GIVEN: Sheriff - Rep WAS 3918 (OF WHICH)

Edward Oswald	RECEIVED	3918

THE WHOLE NUMBER OF VOTES GIVEN: County Clerk - Rep WAS 3936 (OF WHICH)

Nancy J. Kolich	RECEIVED	3936

THE WHOLE NUMBER OF VOTES GIVEN: Drain Com - Rep WAS 0 (OF WHICH)

THE WHOLE NUMBER OF VOTES GIVEN: Surveyor - Rep WAS 3375 (OF WHICH)

Mel Davis	RECEIVED	3375

THE WHOLE NUMBER OF VOTES GIVEN: Co Com 1 - Rep WAS 753 (OF WHICH)

Gerard N. Tatrow	RECEIVED	753

THE WHOLE NUMBER OF VOTES GIVEN: Co Com 2 - Rep WAS 795 (OF WHICH)

Patrick Johnson	RECEIVED	795

THE WHOLE NUMBER OF VOTES GIVEN: Co Com 3 - Rep WAS 0 (OF WHICH)

THE WHOLE NUMBER OF VOTES GIVEN: Co Com 4 - Rep WAS 467 (OF WHICH)

Mary Schram-Blasier	RECEIVED	467

THE WHOLE NUMBER OF VOTES GIVEN: Co Com 5 - Rep
WAS 0 (OF WHICH)

THE WHOLE NUMBER OF VOTES GIVEN: Baldwin Supervisor - R
WAS 77 (OF WHICH)

Gregory J. Stevenson	RECEIVED	77

THE WHOLE NUMBER OF VOTES GIVEN: Baldwin Clerk - R
WAS 81 (OF WHICH)

Julian Vandecaveye	RECEIVED	81

THE WHOLE NUMBER OF VOTES GIVEN: Baldwin Treasuer - R
WAS 81 (OF WHICH)

Mark S. Depuydt	RECEIVED	81

THE WHOLE NUMBER OF VOTES GIVEN: Baldwin Trustee - R
WAS 128 (OF WHICH)

Jennifer S. Cretens	RECEIVED	58
Thomas J. LaChance	RECEIVED	70

THE WHOLE NUMBER OF VOTES GIVEN: Bark River Clerk - R
WAS 249 (OF WHICH)

Mark S. Ray	RECEIVED	249

THE WHOLE NUMBER OF VOTES GIVEN: Bark River Treasurer - R
WAS 281 (OF WHICH)

Scott Kwarciany	RECEIVED	160
Lynn M. Labadie	RECEIVED	121

THE WHOLE NUMBER OF VOTES GIVEN: Bark River Trustee - R
WAS 363 (OF WHICH)

Randy Gorecki	RECEIVED	190
Michael Labadie	RECEIVED	173

THE WHOLE NUMBER OF VOTES GIVEN: Bay de Noc Supervisor - R
WAS 0 (OF WHICH)

THE WHOLE NUMBER OF VOTES GIVEN: Bay de Noc Clerk - R
WAS 51 (OF WHICH)

Peggy L. Stemick	RECEIVED	51

THE WHOLE NUMBER OF VOTES GIVEN: Bay de Noc Treasurer - R

WAS 51 (OF WHICH)

Diane E. Wicklund	RECEIVED	51

THE WHOLE NUMBER OF VOTES GIVEN: Bay de Noc Trustees - R
WAS 86 (OF WHICH)

Kenneth A. Mosher II	RECEIVED	40
Jayne E. Peterson	RECEIVED	46

THE WHOLE NUMBER OF VOTES GIVEN: Brampton Trustees - R
WAS 99 (OF WHICH)

Raymond Johnson	RECEIVED	99

THE WHOLE NUMBER OF VOTES GIVEN: Cornell Clerk - R
WAS 55 (OF WHICH)

Diana L. Clark	RECEIVED	55

THE WHOLE NUMBER OF VOTES GIVEN: Cornell Treasurer - R
WAS 57 (OF WHICH)

Sue Caron	RECEIVED	57

THE WHOLE NUMBER OF VOTES GIVEN: Cornell Trustees - R
WAS 58 (OF WHICH)

Edward L. Fleury	RECEIVED	58

THE WHOLE NUMBER OF VOTES GIVEN: Ensign Trustees - R
WAS 84 (OF WHICH)

Tom Keenan	RECEIVED	84

THE WHOLE NUMBER OF VOTES GIVEN: Fairbanks Clerk -R
WAS 29 (OF WHICH)

Kathryn Denholm	RECEIVED	29

THE WHOLE NUMBER OF VOTES GIVEN: Ford River Clerk - R
WAS 181 (OF WHICH)

Lisa Hammerberg	RECEIVED	181

THE WHOLE NUMBER OF VOTES GIVEN: Ford River Treasurer - R
WAS 199 (OF WHICH)

Amanda Wagner	RECEIVED	199

THE WHOLE NUMBER OF VOTES GIVEN: Ford River Trustees - R
WAS 186 (OF WHICH)

Gary H. Boudreau, Sr	RECEIVED	186

THE WHOLE NUMBER OF VOTES GIVEN: Garden Trustees - R
WAS 39 (OF WHICH)

Lisa Pichette	RECEIVED	39

THE WHOLE NUMBER OF VOTES GIVEN: Maple Ridge Supervisor - R
WAS 76 (OF WHICH)

Judith Trudell	RECEIVED	76

THE WHOLE NUMBER OF VOTES GIVEN: Maple Ridge Clerk - R
WAS 73 (OF WHICH)

Susan Sicotte	RECEIVED	73

THE WHOLE NUMBER OF VOTES GIVEN: Masonville Supervisor - R
WAS 264 (OF WHICH)

Peter F. Brock	RECEIVED	187
Douglas Curry	RECEIVED	77

THE WHOLE NUMBER OF VOTES GIVEN: Masonville Clerk - R
WAS 226 (OF WHICH)

Wendy M. Holzenkamp	RECEIVED	226

THE WHOLE NUMBER OF VOTES GIVEN: Masonville Treasurer - R
WAS 240 (OF WHICH)

Esther Davis	RECEIVED	240

THE WHOLE NUMBER OF VOTES GIVEN: Nahma Treasurer - R
WAS 33 (OF WHICH)

Kathy Fries	RECEIVED	33

THE WHOLE NUMBER OF VOTES GIVEN: US Rep - Dem
WAS 2735 (OF WHICH)

Jerry Cannon	RECEIVED	733
Lon Johnson	RECEIVED	2002

THE WHOLE NUMBER OF VOTES GIVEN: State Rep - Dem
WAS 2641 (OF WHICH)

Scott A. Celello	RECEIVED	1264
Dana Dziedzic	RECEIVED	1377

THE WHOLE NUMBER OF VOTES GIVEN: Prosecutor - Dem
WAS 2527 (OF WHICH)

Philip L. Strom	RECEIVED	2527

THE WHOLE NUMBER OF VOTES GIVEN: Treasurer - Dem
WAS 2395 (OF WHICH)

Tom Sabor	RECEIVED	2395

THE WHOLE NUMBER OF VOTES GIVEN: Road Com - Dem
WAS 2339 (OF WHICH)

Dennis J. Stanek	RECEIVED	2339

THE WHOLE NUMBER OF VOTES GIVEN: Drain Com - Dem
WAS 0 (OF WHICH)

THE WHOLE NUMBER OF VOTES GIVEN: Co Com 1 - Dem
WAS 616 (OF WHICH)

John C. Malnar	RECEIVED	616

THE WHOLE NUMBER OF VOTES GIVEN: Co Com 2 - Dem
WAS 0 (OF WHICH)

THE WHOLE NUMBER OF VOTES GIVEN: Co Com 3 - Dem
WAS 525 (OF WHICH)

Mary K. Harrington	RECEIVED	196
Theresa A. Nelson	RECEIVED	329

THE WHOLE NUMBER OF VOTES GIVEN: Co Com 4 - Dem
WAS 345 (OF WHICH)

David J. Moyle	RECEIVED	345

THE WHOLE NUMBER OF VOTES GIVEN: Co Com 5 - Dem
WAS 687 (OF WHICH)

David J. Rivard	RECEIVED	456
Nora Viau	RECEIVED	231

THE WHOLE NUMBER OF VOTES GIVEN: Bay de Noc Supervisor - D
WAS 27 (OF WHICH)

Ginny Dahlin	RECEIVED	27

THE WHOLE NUMBER OF VOTES GIVEN: Brampton Supervisor - D
WAS 74 (OF WHICH)

Dennis J. Maufort	RECEIVED	74

THE WHOLE NUMBER OF VOTES GIVEN: Brampton Clerk - D

WAS 78 (OF WHICH)

Debbie Edwardsen	RECEIVED	78

THE WHOLE NUMBER OF VOTES GIVEN: Brampton Treasurer - D
WAS 78 (OF WHICH)

Wayne R. Johnson	RECEIVED	78

THE WHOLE NUMBER OF VOTES GIVEN: Brampton Trustees - D
WAS 73 (OF WHICH)

Gladys Elegeert	RECEIVED	73

THE WHOLE NUMBER OF VOTES GIVEN: Cornell Super - D
WAS 36 (OF WHICH)

Jerry J. Plourde	RECEIVED	36

THE WHOLE NUMBER OF VOTES GIVEN: Cornell Treasurer - D
WAS 37 (OF WHICH)

Laurie VanDrese	RECEIVED	37

THE WHOLE NUMBER OF VOTES GIVEN: Cornell Trustees - D
WAS 40 (OF WHICH)

Gary J. Dubord	RECEIVED	40

THE WHOLE NUMBER OF VOTES GIVEN: Ensign Supervisor - D
WAS 66 (OF WHICH)

John Wolf	RECEIVED	66

THE WHOLE NUMBER OF VOTES GIVEN: Ensign Clerk - D
WAS 63 (OF WHICH)

Mary Pajnich Wilson	RECEIVED	63

THE WHOLE NUMBER OF VOTES GIVEN: Ensign Treasurer - D
WAS 64 (OF WHICH)

Sherri Pratt Parrett	RECEIVED	64

THE WHOLE NUMBER OF VOTES GIVEN: Ensign Trustees - D
WAS 62 (OF WHICH)

Becky O'Brien	RECEIVED	62

THE WHOLE NUMBER OF VOTES GIVEN: Escanaba Twp Supervisor - D
WAS 219 (OF WHICH)

Ken Brunette	RECEIVED	219

THE WHOLE NUMBER OF VOTES GIVEN: Escanaba Twp Clerk - D
WAS 218 (OF WHICH)

Patricia J. Beaucham	RECEIVED	218

THE WHOLE NUMBER OF VOTES GIVEN: Escanaba Twp Treasurer - D
WAS 219 (OF WHICH)

Linda Trombley-Robit	RECEIVED	219

THE WHOLE NUMBER OF VOTES GIVEN: Escanaba Twp Trusteee - D
WAS 382 (OF WHICH)

Alfred Gareau	RECEIVED	191
Ray Hughes	RECEIVED	191

THE WHOLE NUMBER OF VOTES GIVEN: Fairbanks Supervisor - D
WAS 0 (OF WHICH)

THE WHOLE NUMBER OF VOTES GIVEN: Fairbanks Treasurer - D
WAS 31 (OF WHICH)

Linda Ranguette	RECEIVED	31

THE WHOLE NUMBER OF VOTES GIVEN: Fairbanks Trustee - D
WAS 25 (OF WHICH)

James Dalgord	RECEIVED	25

THE WHOLE NUMBER OF VOTES GIVEN: Ford River Supervisor - D
WAS 111 (OF WHICH)

Rachael Fountaine	RECEIVED	111

THE WHOLE NUMBER OF VOTES GIVEN: Ford River Clerk - D
WAS 101 (OF WHICH)

Colleen M. Coppock	RECEIVED	101

THE WHOLE NUMBER OF VOTES GIVEN: Ford River Trustee - D
WAS 102 (OF WHICH)

Delor J. Wellman	RECEIVED	102

THE WHOLE NUMBER OF VOTES GIVEN: Garden Supervisor - D
WAS 316 (OF WHICH)

Morgan Tatrow	RECEIVED	163
Ray Young	RECEIVED	153

THE WHOLE NUMBER OF VOTES GIVEN: Garden Clerk - D

WAS 245 (OF WHICH)

Brenda Lester	RECEIVED	245

THE WHOLE NUMBER OF VOTES GIVEN: Garden Treasurer - D
WAS 248 (OF WHICH)

Mary Ann LeBresh	RECEIVED	248

THE WHOLE NUMBER OF VOTES GIVEN: Garden Trustee - D
WAS 480 (OF WHICH)

Cori Beaudre	RECEIVED	161
Janet Feenstra-Daasc	RECEIVED	151
Tyler Lucas	RECEIVED	168

THE WHOLE NUMBER OF VOTES GIVEN: Maple Ridge Treasurer - D
WAS 81 (OF WHICH)

Barbara Nummilien	RECEIVED	81

THE WHOLE NUMBER OF VOTES GIVEN: Maple Ridge Trustees - D
WAS 176 (OF WHICH)

David J. Beauchamp	RECEIVED	65
Sandra Beauchamp	RECEIVED	70
Janet Pattan	RECEIVED	41

THE WHOLE NUMBER OF VOTES GIVEN: Masonville Trustees - D
WAS 86 (OF WHICH)

Russel D. Poma	RECEIVED	86

THE WHOLE NUMBER OF VOTES GIVEN: Nahma Supervisor - D
WAS 26 (OF WHICH)

Lucas Bradshaw	RECEIVED	26

THE WHOLE NUMBER OF VOTES GIVEN: Nahma Clerk - D
WAS 29 (OF WHICH)

Patti Migut	RECEIVED	29

THE WHOLE NUMBER OF VOTES GIVEN: Nahma Trustees - D
WAS 29 (OF WHICH)

Mary LaVigne	RECEIVED	29

THE WHOLE NUMBER OF VOTES GIVEN: Wells Supervisor - D
WAS 433 (OF WHICH)

Matthew C. Jensen	RECEIVED	253
Donald J. Moberg	RECEIVED	180

THE WHOLE NUMBER OF VOTES GIVEN: Wells Clerk - D
WAS 414 (OF WHICH)

Lynn K. Brodersen	RECEIVED	290
Sharo A. Murray	RECEIVED	124

THE WHOLE NUMBER OF VOTES GIVEN: Wells Treasurer - D
WAS 380 (OF WHICH)

Karen Kobasic	RECEIVED	380

THE WHOLE NUMBER OF VOTES GIVEN: Wells Trustees - D
WAS 1380 (OF WHICH)

Judith J. Gereau	RECEIVED	247	tie breaker winner
Gloria F. Johnson	RECEIVED	301	
David L. Mason	RECEIVED	247	
Dorothy J. Pepin	RECEIVED	266	
Connie J. Stoykovich	RECEIVED	319	

THE WHOLE NUMBER OF VOTES GIVEN: Recycling Proposal
WAS 7085 (OF WHICH)

YES	RECEIVED	4296
NO	RECEIVED	2789

Proposal results were not printed on original report - added to the report - pages pages 37-46 & 55-56

THE WHOLE NUMBER OF VOTES GIVEN: DATA - Baldwin
WAS 128 (OF WHICH)

YES	RECEIVED	45
NO	RECEIVED	83

THE WHOLE NUMBER OF VOTES GIVEN: DATA - Bark River
WAS 338 (OF WHICH)

YES	RECEIVED	167
NO	RECEIVED	171

THE WHOLE NUMBER OF VOTES GIVEN: DATA - Brampton
WAS 219 (OF WHICH)

YES	RECEIVED	118
NO	RECEIVED	101

THE WHOLE NUMBER OF VOTES GIVEN: DATA - Ensign
WAS 175 (OF WHICH)

YES	RECEIVED	89
NO	RECEIVED	86

THE WHOLE NUMBER OF VOTES GIVEN: DATA - Ford River
WAS 441 (OF WHICH)

YES	RECEIVED	262
NO	RECEIVED	179

THE WHOLE NUMBER OF VOTES GIVEN: DATA - Masonville
WAS 353 (OF WHICH)

YES	RECEIVED	188
NO	RECEIVED	165

THE WHOLE NUMBER OF VOTES GIVEN: DATA - Wells
WAS 1086 (OF WHICH)

YES	RECEIVED	479
NO	RECEIVED	607

THE WHOLE NUMBER OF VOTES GIVEN: Maple Ridge - Roads
WAS 182 (OF WHICH)

YES	RECEIVED	80
NO	RECEIVED	102

THE WHOLE NUMBER OF VOTES GIVEN: DATA - Maple Ridge
WAS 179 (OF WHICH)

YES	RECEIVED	65
NO	RECEIVED	114

THE WHOLE NUMBER OF VOTES GIVEN: Escanaba School District Proposal
WAS 3612 (OF WHICH)

YES	RECEIVED	2341
NO	RECEIVED	1271

In Witness Whereof, We have here unto set our hands and affixed the Seal of the County of Delta this 4th day of August, 2016.

John Nyeen

Margaret Cangro

Judith Schwalbach

Nancy J. Kolich

Nancy J. Kolich, Clerk of the Board of Canvassers

Statement of Votes Cast
Dickinson County, MI
August 2, 2016
Primary Election
SOVC For Jurisdiction Wide, All Counters, All Races

	Dem Norway Twp Trustee										Dem Sagola Supervisor							Dem Sagola Clerk				
	Reg. Voters	Times Counted	Total Votes	Tammy Opolka (DEM)		David B. Solda (DEM)		Write-In Votes			Reg. Voters	Times Counted	Total Votes	Don Minerick (DEM)		Write-In Votes		Reg. Voters	Times Counted	Total Votes	Write-In Votes	
Polling	-	-	-	-	-	-	-	-	-		-	-	-	-	-	-	-	-	-	-	-	-
AVCB (if used)	-	-	-	-	-	-	-	-	-		-	-	-	-	-	-	-	-	-	-	-	-
Total	-	-	-	-	-	-	-	-	-		-	-	-	-	-	-	-	-	-	-	-	-
Felch Township Precinct 1																						
Polling	-	-	-	-	-	-	-	-	-		-	-	-	-	-	-	-	-	-	-	-	-
AVCB (if used)	-	-	-	-	-	-	-	-	-		-	-	-	-	-	-	-	-	-	-	-	-
Total	-	-	-	-	-	-	-	-	-		-	-	-	-	-	-	-	-	-	-	-	-
Norway Township Precinct 1																						
Polling	0	322	163	59	36.20%	103	63.19%	1	0.61%		-	-	-	-	-	-	-	-	-	-	-	-
AVCB (if used)	0	83	66	26	39.39%	40	60.61%	0	0.00%		-	-	-	-	-	-	-	-	-	-	-	-
Total	0	405	229	85	37.12%	143	62.45%	1	0.44%		-	-	-	-	-	-	-	-	-	-	-	-
Sagola Township Precinct 1																						
Polling	-	-	-	-	-	-	-	-	-		0	213	30	30	100.00%	0	0.00%	0	213	1	1	100.00%
AVCB (if used)	-	-	-	-	-	-	-	-	-		0	0	0	0	-	0	-	0	0	0	0	-
Total	-	-	-	-	-	-	-	-	-		0	213	30	30	100.00%	0	0.00%	0	213	1	1	100.00%
Sagola Township Precinct 2																						
Polling	-	-	-	-	-	-	-	-	-		0	91	17	16	94.12%	1	5.88%	0	91	2	2	100.00%
AVCB (if used)	-	-	-	-	-	-	-	-	-		0	0	0	0	-	0	-	0	0	0	0	-
Total	-	-	-	-	-	-	-	-	-		0	91	17	16	94.12%	1	5.88%	0	91	2	2	100.00%
Waucedah Township Precinct 1																						
Polling	-	-	-	-	-	-	-	-	-		-	-	-	-	-	-	-	-	-	-	-	-
AVCB (if used)	-	-	-	-	-	-	-	-	-		-	-	-	-	-	-	-	-	-	-	-	-
Total	-	-	-	-	-	-	-	-	-		-	-	-	-	-	-	-	-	-	-	-	-
West Branch Township Precinct 1																						
Polling	-	-	-	-	-	-	-	-	-		-	-	-	-	-	-	-	-	-	-	-	-
AVCB (if used)	-	-	-	-	-	-	-	-	-		-	-	-	-	-	-	-	-	-	-	-	-
Total	-	-	-	-	-	-	-	-	-		-	-	-	-	-	-	-	-	-	-	-	-
Total																						
Polling	0	322	163	59	36.20%	103	63.19%	1	0.61%		0	304	47	46	97.87%	1	2.13%	0	304	3	3	100.00%
AVCB (if used)	0	83	66	26	39.39%	40	60.61%	0	0.00%		0	0	0	0	-	0	-	0	0	0	0	-
Total	0	405	229	85	37.12%	143	62.45%	1	0.44%		0	304	47	46	97.87%	1	2.13%	0	304	3	3	100.00%

Statement of Votes Cast
Dickinson County, MI
August 2, 2016
Primary Election
SOVC For Jurisdiction Wide, All Counters, All Races

	Dem Sagola Treasurer					Dem Sagola Trustees				Dem Waucedah Supervisor				Dem Waucedah Clerk			
	Reg. Voters	Times Counted	Total Votes	Kathy Piasini (DEM)	Write-In Votes	Reg. Voters	Times Counted	Total Votes	Write-In Votes	Reg. Voters	Times Counted	Total Votes	Write-In Votes	Reg. Voters	Times Counted	Total Votes	Write-In Votes
Jurisdiction Wide																	
Breen Township Precinct 1																	
Polling	-	-	-	-	-	-	-	-	-	-	-	-	-	-	-	-	-
AVCB (if used)	-	-	-	-	-	-	-	-	-	-	-	-	-	-	-	-	-
Total	-	-	-	-	-	-	-	-	-	-	-	-	-	-	-	-	-
Breitung Township Precinct 1																	
Polling	-	-	-	-	-	-	-	-	-	-	-	-	-	-	-	-	-
AVCB (if used)	-	-	-	-	-	-	-	-	-	-	-	-	-	-	-	-	-
Total	-	-	-	-	-	-	-	-	-	-	-	-	-	-	-	-	-
Breitung Township Precinct 2																	
Polling	-	-	-	-	-	-	-	-	-	-	-	-	-	-	-	-	-
AVCB (if used)	-	-	-	-	-	-	-	-	-	-	-	-	-	-	-	-	-
Total	-	-	-	-	-	-	-	-	-	-	-	-	-	-	-	-	-
Breitung Township Precinct 3																	
Polling	-	-	-	-	-	-	-	-	-	-	-	-	-	-	-	-	-
AVCB (if used)	-	-	-	-	-	-	-	-	-	-	-	-	-	-	-	-	-
Total	-	-	-	-	-	-	-	-	-	-	-	-	-	-	-	-	-
City of Iron Mountain Precinct 1																	
Polling	-	-	-	-	-	-	-	-	-	-	-	-	-	-	-	-	-
AVCB (if used)	-	-	-	-	-	-	-	-	-	-	-	-	-	-	-	-	-
Total	-	-	-	-	-	-	-	-	-	-	-	-	-	-	-	-	-
City of Iron Mountain Precinct 2																	
Polling	-	-	-	-	-	-	-	-	-	-	-	-	-	-	-	-	-
AVCB (if used)	-	-	-	-	-	-	-	-	-	-	-	-	-	-	-	-	-
Total	-	-	-	-	-	-	-	-	-	-	-	-	-	-	-	-	-
City of Iron Mountain Precinct 3																	
Polling	-	-	-	-	-	-	-	-	-	-	-	-	-	-	-	-	-
AVCB (if used)	-	-	-	-	-	-	-	-	-	-	-	-	-	-	-	-	-
Total	-	-	-	-	-	-	-	-	-	-	-	-	-	-	-	-	-
City of Kingsford Precinct 1																	
Polling	-	-	-	-	-	-	-	-	-	-	-	-	-	-	-	-	-
AVCB (if used)	-	-	-	-	-	-	-	-	-	-	-	-	-	-	-	-	-
Total	-	-	-	-	-	-	-	-	-	-	-	-	-	-	-	-	-
City of Kingsford Precinct 2																	
Polling	-	-	-	-	-	-	-	-	-	-	-	-	-	-	-	-	-
AVCB (if used)	-	-	-	-	-	-	-	-	-	-	-	-	-	-	-	-	-
Total	-	-	-	-	-	-	-	-	-	-	-	-	-	-	-	-	-
City of Norway Precinct 1																	

Statement of Votes Cast
Dickinson County, MI
August 2, 2016
Primary Election
SOVC For Jurisdiction Wide, All Counters, All Races

	Dem Sagola Treasurer					Dem Sagola Trustees				Dem Waucedah Supervisor				Dem Waucedah Clerk			
	Reg. Voters	Times Counted	Total Votes	Kathy Piasini (DEM)	Write-In Votes	Reg. Voters	Times Counted	Total Votes	Write-In Votes	Reg. Voters	Times Counted	Total Votes	Write-In Votes	Reg. Voters	Times Counted	Total Votes	Write-In Votes
Polling	-	-	-	-	-	-	-	-	-	-	-	-	-	-	-	-	-
AVCB (if used)	-	-	-	-	-	-	-	-	-	-	-	-	-	-	-	-	-
Total	-	-	-	-	-	-	-	-	-	-	-	-	-	-	-	-	-
Felch Township Precinct 1																	
Polling	-	-	-	-	-	-	-	-	-	-	-	-	-	-	-	-	-
AVCB (if used)	-	-	-	-	-	-	-	-	-	-	-	-	-	-	-	-	-
Total	-	-	-	-	-	-	-	-	-	-	-	-	-	-	-	-	-
Norway Township Precinct 1																	
Polling	-	-	-	-	-	-	-	-	-	-	-	-	-	-	-	-	-
AVCB (if used)	-	-	-	-	-	-	-	-	-	-	-	-	-	-	-	-	-
Total	-	-	-	-	-	-	-	-	-	-	-	-	-	-	-	-	-
Sagola Township Precinct 1																	
Polling	0	213	36	36	100.00%	0	0.00%	0	213	2	2	100.00%	-	-	-	-	-	-	-	-	-
AVCB (if used)	0	0	0	0	-	0	-	0	0	0	0	-	-	-	-	-	-	-	-	-	-
Total	0	213	36	36	100.00%	0	0.00%	0	213	2	2	100.00%	-	-	-	-	-	-	-	-	-
Sagola Township Precinct 2																	
Polling	0	91	21	20	95.24%	1	4.76%	0	91	2	2	100.00%	-	-	-	-	-	-	-	-	-
AVCB (if used)	0	0	0	0	-	0	-	0	0	0	0	-	-	-	-	-	-	-	-	-	-
Total	0	91	21	20	95.24%	1	4.76%	0	91	2	2	100.00%	-	-	-	-	-	-	-	-	-
Waucedah Township Precinct 1																	
Polling	-	-	-	-	-	-	-	-	-	-	-	-	-	0	281	3	3	100.00%	0	281	3	3	100.00%
AVCB (if used)	-	-	-	-	-	-	-	-	-	-	-	-	-	0	0	0	0	-	0	0	0	0	-
Total	-	-	-	-	-	-	-	-	-	-	-	-	-	0	281	3	3	100.00%	0	281	3	3	100.00%
West Branch Township Precinct 1																	
Polling	-	-	-	-	-	-	-	-	-	-	-	-	-	-	-	-	-	-	-	-	-	-	-
AVCB (if used)	-	-	-	-	-	-	-	-	-	-	-	-	-	-	-	-	-	-	-	-	-	-	-
Total	-	-	-	-	-	-	-	-	-	-	-	-	-	-	-	-	-	-	-	-	-	-	-
Total																	
Polling	0	304	57	56	98.25%	1	1.75%	0	304	4	4	100.00%	0	281	3	3	100.00%	0	281	3	3	100.00%
AVCB (if used)	0	0	0	0	-	0	-	0	0	0	0	-	0	0	0	0	-	0	0	0	0	-
Total	0	304	57	56	98.25%	1	1.75%	0	304	4	4	100.00%	0	281	3	3	100.00%	0	281	3	3	100.00%

Statement of Votes Cast
Dickinson County, MI
August 2, 2016
Primary Election
SOVC For Jurisdiction Wide, All Counters, All Races

	Dem Waucedah Treasurer						Dem Waucedah Trustee					
	Reg. Voters	Times Counted	Total Votes	Jackie Menghini (DEM)	Donna Tanguay (DEM)	Write-In Votes	Reg. Voters	Times Counted	Total Votes	Richard James Smanio (DEM)	Theodore William Tes (DEM)	Write-In Votes
Jurisdiction Wide												
Breen Township Precinct 1												
Polling	-	-	-	-	-	-	-	-	-	-	-	-
AVCB (if used)	-	-	-	-	-	-	-	-	-	-	-	-
Total	-	-	-	-	-	-	-	-	-	-	-	-
Breitung Township Precinct 1												
Polling	-	-	-	-	-	-	-	-	-	-	-	-
AVCB (if used)	-	-	-	-	-	-	-	-	-	-	-	-
Total	-	-	-	-	-	-	-	-	-	-	-	-
Breitung Township Precinct 2												
Polling	-	-	-	-	-	-	-	-	-	-	-	-
AVCB (if used)	-	-	-	-	-	-	-	-	-	-	-	-
Total	-	-	-	-	-	-	-	-	-	-	-	-
Breitung Township Precinct 3												
Polling	-	-	-	-	-	-	-	-	-	-	-	-
AVCB (if used)	-	-	-	-	-	-	-	-	-	-	-	-
Total	-	-	-	-	-	-	-	-	-	-	-	-
City of Iron Mountain Precinct 1												
Polling	-	-	-	-	-	-	-	-	-	-	-	-
AVCB (if used)	-	-	-	-	-	-	-	-	-	-	-	-
Total	-	-	-	-	-	-	-	-	-	-	-	-
City of Iron Mountain Precinct 2												
Polling	-	-	-	-	-	-	-	-	-	-	-	-
AVCB (if used)	-	-	-	-	-	-	-	-	-	-	-	-
Total	-	-	-	-	-	-	-	-	-	-	-	-
City of Iron Mountain Precinct 3												
Polling	-	-	-	-	-	-	-	-	-	-	-	-
AVCB (if used)	-	-	-	-	-	-	-	-	-	-	-	-
Total	-	-	-	-	-	-	-	-	-	-	-	-
City of Kingsford Precinct 1												
Polling	-	-	-	-	-	-	-	-	-	-	-	-
AVCB (if used)	-	-	-	-	-	-	-	-	-	-	-	-
Total	-	-	-	-	-	-	-	-	-	-	-	-
City of Kingsford Precinct 2												
Polling	-	-	-	-	-	-	-	-	-	-	-	-
AVCB (if used)	-	-	-	-	-	-	-	-	-	-	-	-
Total	-	-	-	-	-	-	-	-	-	-	-	-
City of Norway Precinct 1												

Statement of Votes Cast
Dickinson County, MI
August 2, 2016
Primary Election
SOVC For Jurisdiction Wide, All Counters, All Races

	Dem Waucedah Treasurer										Dem Waucedah Trustee									
	Reg. Voters	Times Counted	Total Votes	Jackie Menghini (DEM)		Donna Tanguay (DEM)		Write-In Votes			Reg. Voters	Times Counted	Total Votes	Richard James Smanio (DEM)		Theodore William Tes (DEM)		Write-In Votes		
Polling	-	-	-	-	-	-	-	-	-		-	-	-	-	-	-	-	-	-	
AVCB (if used)	-	-	-	-	-	-	-	-	-		-	-	-	-	-	-	-	-	-	
Total	-	-	-	-	-	-	-	-	-		-	-	-	-	-	-	-	-	-	
Felch Township Precinct 1																				
Polling	-	-	-	-	-	-	-	-	-		-	-	-	-	-	-	-	-	-	
AVCB (if used)	-	-	-	-	-	-	-	-	-		-	-	-	-	-	-	-	-	-	
Total	-	-	-	-	-	-	-	-	-		-	-	-	-	-	-	-	-	-	
Norway Township Precinct 1																				
Polling	-	-	-	-	-	-	-	-	-		-	-	-	-	-	-	-	-	-	
AVCB (if used)	-	-	-	-	-	-	-	-	-		-	-	-	-	-	-	-	-	-	
Total	-	-	-	-	-	-	-	-	-		-	-	-	-	-	-	-	-	-	
Sagola Township Precinct 1																				
Polling	-	-	-	-	-	-	-	-	-		-	-	-	-	-	-	-	-	-	
AVCB (if used)	-	-	-	-	-	-	-	-	-		-	-	-	-	-	-	-	-	-	
Total	-	-	-	-	-	-	-	-	-		-	-	-	-	-	-	-	-	-	
Sagola Township Precinct 2																				
Polling	-	-	-	-	-	-	-	-	-		-	-	-	-	-	-	-	-	-	
AVCB (if used)	-	-	-	-	-	-	-	-	-		-	-	-	-	-	-	-	-	-	
Total	-	-	-	-	-	-	-	-	-		-	-	-	-	-	-	-	-	-	
Waucedah Township Precinct 1																				
Polling	0	281	128	97	75.78%	31	24.22%	0	0.00%		0	281	153	82	53.59%	70	45.75%	1	0.65%	
AVCB (if used)	0	0	0	0	-	0	-	0	-		0	0	0	0	-	0	-	0	-	
Total	0	281	128	97	75.78%	31	24.22%	0	0.00%		0	281	153	82	53.59%	70	45.75%	1	0.65%	
West Branch Township Precinct 1																				
Polling	-	-	-	-	-	-	-	-	-		-	-	-	-	-	-	-	-	-	
AVCB (if used)	-	-	-	-	-	-	-	-	-		-	-	-	-	-	-	-	-	-	
Total	-	-	-	-	-	-	-	-	-		-	-	-	-	-	-	-	-	-	
Total																				
Polling	0	281	128	97	75.78%	31	24.22%	0	0.00%		0	281	153	82	53.59%	70	45.75%	1	0.65%	
AVCB (if used)	0	0	0	0	-	0	-	0	-		0	0	0	0	-	0	-	0	-	
Total	0	281	128	97	75.78%	31	24.22%	0	0.00%		0	281	153	82	53.59%	70	45.75%	1	0.65%	

Statement of Votes Cast
Dickinson County, MI
August 2, 2016
Primary Election
SOVC For Jurisdiction Wide, All Counters, All Races

	Dem Waucedah Constable							Dem West Branch Supervisor				
	Reg. Voters	Times Counted	Total Votes	Donald J. Lombardini (DEM)	Dennis M. Meneghini (DEM)	Paul St.Juliana (DEM)	Write-In Votes	Reg. Voters	Times Counted	Total Votes	Dan J. Cominsky (DEM)	Write-In Votes
Jurisdiction Wide												
Breen Township Precinct 1												
Polling	-	-	-	-	-	-	-	-	-	-	-	-
AVCB (if used)	-	-	-	-	-	-	-	-	-	-	-	-
Total	-	-	-	-	-	-	-	-	-	-	-	-
Breitung Township Precinct 1												
Polling	-	-	-	-	-	-	-	-	-	-	-	-
AVCB (if used)	-	-	-	-	-	-	-	-	-	-	-	-
Total	-	-	-	-	-	-	-	-	-	-	-	-
Breitung Township Precinct 2												
Polling	-	-	-	-	-	-	-	-	-	-	-	-
AVCB (if used)	-	-	-	-	-	-	-	-	-	-	-	-
Total	-	-	-	-	-	-	-	-	-	-	-	-
Breitung Township Precinct 3												
Polling	-	-	-	-	-	-	-	-	-	-	-	-
AVCB (if used)	-	-	-	-	-	-	-	-	-	-	-	-
Total	-	-	-	-	-	-	-	-	-	-	-	-
City of Iron Mountain Precinct 1												
Polling	-	-	-	-	-	-	-	-	-	-	-	-
AVCB (if used)	-	-	-	-	-	-	-	-	-	-	-	-
Total	-	-	-	-	-	-	-	-	-	-	-	-
City of Iron Mountain Precinct 2												
Polling	-	-	-	-	-	-	-	-	-	-	-	-
AVCB (if used)	-	-	-	-	-	-	-	-	-	-	-	-
Total	-	-	-	-	-	-	-	-	-	-	-	-
City of Iron Mountain Precinct 3												
Polling	-	-	-	-	-	-	-	-	-	-	-	-
AVCB (if used)	-	-	-	-	-	-	-	-	-	-	-	-
Total	-	-	-	-	-	-	-	-	-	-	-	-
City of Kingsford Precinct 1												
Polling	-	-	-	-	-	-	-	-	-	-	-	-
AVCB (if used)	-	-	-	-	-	-	-	-	-	-	-	-
Total	-	-	-	-	-	-	-	-	-	-	-	-
City of Kingsford Precinct 2												
Polling	-	-	-	-	-	-	-	-	-	-	-	-
AVCB (if used)	-	-	-	-	-	-	-	-	-	-	-	-
Total	-	-	-	-	-	-	-	-	-	-	-	-
City of Norway Precinct 1												

Statement of Votes Cast
Dickinson County, MI
August 2, 2016
Primary Election
SOVC For Jurisdiction Wide, All Counters, All Races

	Dem Waucedah Constable											Dem West Branch Supervisor						
	Reg. Voters	Times Counted	Total Votes	Donald J. Lombardini (DEM)		Dennis M. Meneghini (DEM)		Paul St.Juliana (DEM)		Write-In Votes		Reg. Voters	Times Counted	Total Votes	Dan J. Cominsky (DEM)		Write-In Votes	
Polling	-	-	-	-	-	-	-	-	-	-	-	-	-	-	-	-	-	-
AVCB (if used)	-	-	-	-	-	-	-	-	-	-	-	-	-	-	-	-	-	-
Total	-	-	-	-	-	-	-	-	-	-	-	-	-	-	-	-	-	-
Felch Township Precinct 1																		
Polling	-	-	-	-	-	-	-	-	-	-	-	-	-	-	-	-	-	-
AVCB (if used)	-	-	-	-	-	-	-	-	-	-	-	-	-	-	-	-	-	-
Total	-	-	-	-	-	-	-	-	-	-	-	-	-	-	-	-	-	-
Norway Township Precinct 1																		
Polling	-	-	-	-	-	-	-	-	-	-	-	-	-	-	-	-	-	-
AVCB (if used)	-	-	-	-	-	-	-	-	-	-	-	-	-	-	-	-	-	-
Total	-	-	-	-	-	-	-	-	-	-	-	-	-	-	-	-	-	-
Sagola Township Precinct 1																		
Polling	-	-	-	-	-	-	-	-	-	-	-	-	-	-	-	-	-	-
AVCB (if used)	-	-	-	-	-	-	-	-	-	-	-	-	-	-	-	-	-	-
Total	-	-	-	-	-	-	-	-	-	-	-	-	-	-	-	-	-	-
Sagola Township Precinct 2																		
Polling	-	-	-	-	-	-	-	-	-	-	-	-	-	-	-	-	-	-
AVCB (if used)	-	-	-	-	-	-	-	-	-	-	-	-	-	-	-	-	-	-
Total	-	-	-	-	-	-	-	-	-	-	-	-	-	-	-	-	-	-
Waucedah Township Precinct 1																		
Polling	0	281	174	57	32.76%	61	35.06%	56	32.18%	0	0.00%	-	-	-	-	-	-	-
AVCB (if used)	0	0	0	0	-	0	-	0	-	0	-	-	-	-	-	-	-	-
Total	0	281	174	57	32.76%	61	35.06%	56	32.18%	0	0.00%	-	-	-	-	-	-	-
West Branch Township Precinct 1																		
Polling	-	-	-	-	-	-	-	-	-	-	-	0	18	13	12	92.31%	1	7.69%
AVCB (if used)	-	-	-	-	-	-	-	-	-	-	-	0	0	0	0	-	0	-
Total	-	-	-	-	-	-	-	-	-	-	-	0	18	13	12	92.31%	1	7.69%
Total																		
Polling	0	281	174	57	32.76%	61	35.06%	56	32.18%	0	0.00%	0	18	13	12	92.31%	1	7.69%
AVCB (if used)	0	0	0	0	-	0	-	0	-	0	-	0	0	0	0	-	0	-
Total	0	281	174	57	32.76%	61	35.06%	56	32.18%	0	0.00%	0	18	13	12	92.31%	1	7.69%

Statement of Votes Cast
Dickinson County, MI
August 2, 2016
Primary Election
SOVC For Jurisdiction Wide, All Counters, All Races

	Dem West Branch Clerk					Dem West Branch Treasurer					Dem West Branch Trustee					
	Reg. Voters	Times Counted	Total Votes	Carol A. Jensen (DEM)	Write-In Votes	Reg. Voters	Times Counted	Total Votes	Kim M. Oman (DEM)	Write-In Votes	Reg. Voters	Times Counted	Total Votes	Mariah A. Derke (DEM)	Jennifer L. Oman (DEM)	Write-In Votes
Jurisdiction Wide																
Breen Township Precinct 1																
Polling	-	-	-	-	-	-	-	-	-	-	-	-	-	-	-	-
AVCB (if used)	-	-	-	-	-	-	-	-	-	-	-	-	-	-	-	-
Total	-	-	-	-	-	-	-	-	-	-	-	-	-	-	-	-
Breitung Township Precinct 1																
Polling	-	-	-	-	-	-	-	-	-	-	-	-	-	-	-	-
AVCB (if used)	-	-	-	-	-	-	-	-	-	-	-	-	-	-	-	-
Total	-	-	-	-	-	-	-	-	-	-	-	-	-	-	-	-
Breitung Township Precinct 2																
Polling	-	-	-	-	-	-	-	-	-	-	-	-	-	-	-	-
AVCB (if used)	-	-	-	-	-	-	-	-	-	-	-	-	-	-	-	-
Total	-	-	-	-	-	-	-	-	-	-	-	-	-	-	-	-
Breitung Township Precinct 3																
Polling	-	-	-	-	-	-	-	-	-	-	-	-	-	-	-	-
AVCB (if used)	-	-	-	-	-	-	-	-	-	-	-	-	-	-	-	-
Total	-	-	-	-	-	-	-	-	-	-	-	-	-	-	-	-
City of Iron Mountain Precinct 1																
Polling	-	-	-	-	-	-	-	-	-	-	-	-	-	-	-	-
AVCB (if used)	-	-	-	-	-	-	-	-	-	-	-	-	-	-	-	-
Total	-	-	-	-	-	-	-	-	-	-	-	-	-	-	-	-
City of Iron Mountain Precinct 2																
Polling	-	-	-	-	-	-	-	-	-	-	-	-	-	-	-	-
AVCB (if used)	-	-	-	-	-	-	-	-	-	-	-	-	-	-	-	-
Total	-	-	-	-	-	-	-	-	-	-	-	-	-	-	-	-
CIty of Iron Mountain Precinct 3																
Polling	-	-	-	-	-	-	-	-	-	-	-	-	-	-	-	-
AVCB (if used)	-	-	-	-	-	-	-	-	-	-	-	-	-	-	-	-
Total	-	-	-	-	-	-	-	-	-	-	-	-	-	-	-	-
City of Kingsford Precinct 1																
Polling	-	-	-	-	-	-	-	-	-	-	-	-	-	-	-	-
AVCB (if used)	-	-	-	-	-	-	-	-	-	-	-	-	-	-	-	-
Total	-	-	-	-	-	-	-	-	-	-	-	-	-	-	-	-
City of Kingsford Precinct 2																
Polling	-	-	-	-	-	-	-	-	-	-	-	-	-	-	-	-
AVCB (if used)	-	-	-	-	-	-	-	-	-	-	-	-	-	-	-	-
Total	-	-	-	-	-	-	-	-	-	-	-	-	-	-	-	-
City of Norway Precinct 1																

Statement of Votes Cast
Dickinson County, MI
August 2, 2016
Primary Election
SOVC For Jurisdiction Wide, All Counters, All Races

	Dem West Branch Clerk							Dem West Branch Treasurer							Dem West Branch Trustee									
	Reg. Voters	Times Counted	Total Votes	Carol A. Jensen (DEM)		Write-In Votes		Reg. Voters	Times Counted	Total Votes	Kim M. Oman (DEM)		Write-In Votes		Reg. Voters	Times Counted	Total Votes	Mariah A. Derke (DEM)		Jennifer L. Oman (DEM)		Write-In Votes	
Polling	-	-	-	-	-	-	-	-	-	-	-	-	-	-	-	-	-	-	-	-	-	-	-	-
AVCB (if used)	-	-	-	-	-	-	-	-	-	-	-	-	-	-	-	-	-	-	-	-	-	-	-	-
Total	-	-	-	-	-	-	-	-	-	-	-	-	-	-	-	-	-	-	-	-	-	-	-	-
Felch Township Precinct 1																								
Polling	-	-	-	-	-	-	-	-	-	-	-	-	-	-	-	-	-	-	-	-	-	-	-	-
AVCB (if used)	-	-	-	-	-	-	-	-	-	-	-	-	-	-	-	-	-	-	-	-	-	-	-	-
Total	-	-	-	-	-	-	-	-	-	-	-	-	-	-	-	-	-	-	-	-	-	-	-	-
Norway Township Precinct 1																								
Polling	-	-	-	-	-	-	-	-	-	-	-	-	-	-	-	-	-	-	-	-	-	-	-	-
AVCB (if used)	-	-	-	-	-	-	-	-	-	-	-	-	-	-	-	-	-	-	-	-	-	-	-	-
Total	-	-	-	-	-	-	-	-	-	-	-	-	-	-	-	-	-	-	-	-	-	-	-	-
Sagola Township Precinct 1																								
Polling	-	-	-	-	-	-	-	-	-	-	-	-	-	-	-	-	-	-	-	-	-	-	-	-
AVCB (if used)	-	-	-	-	-	-	-	-	-	-	-	-	-	-	-	-	-	-	-	-	-	-	-	-
Total	-	-	-	-	-	-	-	-	-	-	-	-	-	-	-	-	-	-	-	-	-	-	-	-
Sagola Township Precinct 2																								
Polling	-	-	-	-	-	-	-	-	-	-	-	-	-	-	-	-	-	-	-	-	-	-	-	-
AVCB (if used)	-	-	-	-	-	-	-	-	-	-	-	-	-	-	-	-	-	-	-	-	-	-	-	-
Total	-	-	-	-	-	-	-	-	-	-	-	-	-	-	-	-	-	-	-	-	-	-	-	-
Waucedah Township Precinct 1																								
Polling	-	-	-	-	-	-	-	-	-	-	-	-	-	-	-	-	-	-	-	-	-	-	-	-
AVCB (if used)	-	-	-	-	-	-	-	-	-	-	-	-	-	-	-	-	-	-	-	-	-	-	-	-
Total	-	-	-	-	-	-	-	-	-	-	-	-	-	-	-	-	-	-	-	-	-	-	-	-
West Branch Township Precinct 1																								
Polling	0	18	13	13	100.00%	0	0.00%	0	18	13	13	100.00%	0	0.00%	0	18	24	12	50.00%	12	50.00%	0	0.00%	
AVCB (if used)	0	0	0	0	-	0	-	0	0	0	0	-	0	-	0	0	0	0	-	0	-	0	-	
Total	0	18	13	13	100.00%	0	0.00%	0	18	13	13	100.00%	0	0.00%	0	18	24	12	50.00%	12	50.00%	0	0.00%	
Total																								
Polling	0	18	13	13	100.00%	0	0.00%	0	18	13	13	100.00%	0	0.00%	0	18	24	12	50.00%	12	50.00%	0	0.00%	
AVCB (if used)	0	0	0	0	-	0	-	0	0	0	0	-	0	-	0	0	0	0	-	0	-	0	-	
Total	0	18	13	13	100.00%	0	0.00%	0	18	13	13	100.00%	0	0.00%	0	18	24	12	50.00%	12	50.00%	0	0.00%	

Statement of Votes Cast
Dickinson County, MI
August 2, 2016
Primary Election
SOVC For Jurisdiction Wide, All Counters, All Races

	Dem West Branch Constable					Dem Breen Precinct Delegate				Dem Breitung 1 Precinct Delegates									
	Reg. Voters	Times Counted	Total Votes	Wesley J. Oman (DEM)	Write-In Votes	Reg. Voters	Times Counted	Total Votes	Write-In Votes	Reg. Voters	Times Counted	Total Votes	Carolyn Jane Cody (DEM)		Daniel Fredrick Cody (DEM)		Write-In Votes	
Jurisdiction Wide																		
Breen Township Precinct 1																		
Polling	-	-	-	-	-	0	189	2	2 100.00%	-	-	-	-	-	-	-	-	-
AVCB (if used)	-	-	-	-	-	0	0	0	0	-	-	-	-	-	-	-	-	-
Total	-	-	-	-	-	0	189	2	2 100.00%	-	-	-	-	-	-	-	-	-
Breitung Township Precinct 1																		
Polling	-	-	-	-	-	-	-	-	-	0	396	99	49	49.49%	50	50.51%	0	0.00%
AVCB (if used)	-	-	-	-	-	-	-	-	-	0	117	30	17	56.67%	13	43.33%	0	0.00%
Total	-	-	-	-	-	-	-	-	-	0	513	129	66	51.16%	63	48.84%	0	0.00%
Breitung Township Precinct 2																		
Polling	-	-	-	-	-	-	-	-	-	-	-	-	-	-	-	-	-	-
AVCB (if used)	-	-	-	-	-	-	-	-	-	-	-	-	-	-	-	-	-	-
Total	-	-	-	-	-	-	-	-	-	-	-	-	-	-	-	-	-	-
Breitung Township Precinct 3																		
Polling	-	-	-	-	-	-	-	-	-	-	-	-	-	-	-	-	-	-
AVCB (if used)	-	-	-	-	-	-	-	-	-	-	-	-	-	-	-	-	-	-
Total	-	-	-	-	-	-	-	-	-	-	-	-	-	-	-	-	-	-
City of Iron Mountain Precinct 1																		
Polling	-	-	-	-	-	-	-	-	-	-	-	-	-	-	-	-	-	-
AVCB (if used)	-	-	-	-	-	-	-	-	-	-	-	-	-	-	-	-	-	-
Total	-	-	-	-	-	-	-	-	-	-	-	-	-	-	-	-	-	-
City of Iron Mountain Precinct 2																		
Polling	-	-	-	-	-	-	-	-	-	-	-	-	-	-	-	-	-	-
AVCB (if used)	-	-	-	-	-	-	-	-	-	-	-	-	-	-	-	-	-	-
Total	-	-	-	-	-	-	-	-	-	-	-	-	-	-	-	-	-	-
City of Iron Mountain Precinct 3																		
Polling	-	-	-	-	-	-	-	-	-	-	-	-	-	-	-	-	-	-
AVCB (if used)	-	-	-	-	-	-	-	-	-	-	-	-	-	-	-	-	-	-
Total	-	-	-	-	-	-	-	-	-	-	-	-	-	-	-	-	-	-
City of Kingsford Precinct 1																		
Polling	-	-	-	-	-	-	-	-	-	-	-	-	-	-	-	-	-	-
AVCB (if used)	-	-	-	-	-	-	-	-	-	-	-	-	-	-	-	-	-	-
Total	-	-	-	-	-	-	-	-	-	-	-	-	-	-	-	-	-	-
City of Kingsford Precinct 2																		
Polling	-	-	-	-	-	-	-	-	-	-	-	-	-	-	-	-	-	-
AVCB (if used)	-	-	-	-	-	-	-	-	-	-	-	-	-	-	-	-	-	-
Total	-	-	-	-	-	-	-	-	-	-	-	-	-	-	-	-	-	-
City of Norway Precinct 1																		

Statement of Votes Cast
Dickinson County, MI
August 2, 2016
Primary Election
SOVC For Jurisdiction Wide, All Counters, All Races

	Dem West Branch Constable							Dem Breen Precinct Delegate					Dem Breitung 1 Precinct Delegates									
	Reg. Voters	Times Counted	Total Votes	Wesley J. Oman (DEM)		Write-In Votes		Reg. Voters	Times Counted	Total Votes	Write-In Votes		Reg. Voters	Times Counted	Total Votes	Carolyn Jane Cody (DEM)		Daniel Fredrick Cody (DEM)		Write-In Votes	
Polling	-	-	-	-	-	-	-	-	-	-	-	-	-	-	-	-	-	-	-	-	-
AVCB (if used)	-	-	-	-	-	-	-	-	-	-	-	-	-	-	-	-	-	-	-	-	-
Total	-	-	-	-	-	-	-	-	-	-	-	-	-	-	-	-	-	-	-	-	-
Felch Township Precinct 1																					
Polling	-	-	-	-	-	-	-	-	-	-	-	-	-	-	-	-	-	-	-	-	-
AVCB (if used)	-	-	-	-	-	-	-	-	-	-	-	-	-	-	-	-	-	-	-	-	-
Total	-	-	-	-	-	-	-	-	-	-	-	-	-	-	-	-	-	-	-	-	-
Norway Township Precinct 1																					
Polling	-	-	-	-	-	-	-	-	-	-	-	-	-	-	-	-	-	-	-	-	-
AVCB (if used)	-	-	-	-	-	-	-	-	-	-	-	-	-	-	-	-	-	-	-	-	-
Total	-	-	-	-	-	-	-	-	-	-	-	-	-	-	-	-	-	-	-	-	-
Sagola Township Precinct 1																					
Polling	-	-	-	-	-	-	-	-	-	-	-	-	-	-	-	-	-	-	-	-	-
AVCB (if used)	-	-	-	-	-	-	-	-	-	-	-	-	-	-	-	-	-	-	-	-	-
Total	-	-	-	-	-	-	-	-	-	-	-	-	-	-	-	-	-	-	-	-	-
Sagola Township Precinct 2																					
Polling	-	-	-	-	-	-	-	-	-	-	-	-	-	-	-	-	-	-	-	-	-
AVCB (if used)	-	-	-	-	-	-	-	-	-	-	-	-	-	-	-	-	-	-	-	-	-
Total	-	-	-	-	-	-	-	-	-	-	-	-	-	-	-	-	-	-	-	-	-
Waucedah Township Precinct 1																					
Polling	-	-	-	-	-	-	-	-	-	-	-	-	-	-	-	-	-	-	-	-	-
AVCB (if used)	-	-	-	-	-	-	-	-	-	-	-	-	-	-	-	-	-	-	-	-	-
Total	-	-	-	-	-	-	-	-	-	-	-	-	-	-	-	-	-	-	-	-	-
West Branch Township Precinct 1																					
Polling	0	18	13	13	100.00%	0	0.00%	-	-	-	-	-	-	-	-	-	-	-	-	-	-
AVCB (if used)	0	0	0	0	-	0	-	-	-	-	-	-	-	-	-	-	-	-	-	-	-
Total	0	18	13	13	100.00%	0	0.00%	-	-	-	-	-	-	-	-	-	-	-	-	-	-
Total																					
Polling	0	18	13	13	100.00%	0	0.00%	0	189	2	2	100.00%	0	396	99	49	49.49%	50	50.51%	0	0.00%
AVCB (if used)	0	0	0	0	-	0	-	0	0	0	0	-	0	117	30	17	56.67%	13	43.33%	0	0.00%
Total	0	18	13	13	100.00%	0	0.00%	0	189	2	2	100.00%	0	513	129	66	51.16%	63	48.84%	0	0.00%

Statement of Votes Cast
Dickinson County, MI
August 2, 2016
Primary Election
SOVC For Jurisdiction Wide, All Counters, All Races

	Dem Breitung 2 Precinct Delegate													Dem Breitung 3 Precinct Delegate									
	Reg. Voters	Times Counted	Total Votes	Anthony Alessandrini (DEM)		Geno Alessandrini Jr (DEM)		Geno Alessandrini Sr (DEM)		Bob Werner (DEM)		Write-In Votes		Reg. Voters	Times Counted	Total Votes	Dolly L. Cook (DEM)		Gordon Reed (DEM)		Write-In Votes	
Jurisdiction Wide																							
Breen Township Precinct 1																							
Polling	-	-	-	-	-	-	-	-	-	-	-	-	-	-	-	-	-	-	-	-	-	-	-
AVCB (if used)	-	-	-	-	-	-	-	-	-	-	-	-	-	-	-	-	-	-	-	-	-	-	-
Total	-	-	-	-	-	-	-	-	-	-	-	-	-	-	-	-	-	-	-	-	-	-	-
Breitung Township Precinct 1																							
Polling	-	-	-	-	-	-	-	-	-	-	-	-	-	-	-	-	-	-	-	-	-	-	-
AVCB (if used)	-	-	-	-	-	-	-	-	-	-	-	-	-	-	-	-	-	-	-	-	-	-	-
Total	-	-	-	-	-	-	-	-	-	-	-	-	-	-	-	-	-	-	-	-	-	-	-
Breitung Township Precinct 2																							
Polling	0	317	162	41	25.31%	44	27.16%	41	25.31%	36	22.22%	0	0.00%	-	-	-	-	-	-	-	-	-	-
AVCB (if used)	0	63	28	8	28.57%	8	28.57%	7	25.00%	5	17.86%	0	0.00%	-	-	-	-	-	-	-	-	-	-
Total	0	380	190	49	25.79%	52	27.37%	48	25.26%	41	21.58%	0	0.00%	-	-	-	-	-	-	-	-	-	-
Breitung Township Precinct 3																							
Polling	-	-	-	-	-	-	-	-	-	-	-	-	-	0	472	141	92	65.25%	49	34.75%	0	0.00%	
AVCB (if used)	-	-	-	-	-	-	-	-	-	-	-	-	-	0	180	83	53	63.86%	30	36.14%	0	0.00%	
Total	-	-	-	-	-	-	-	-	-	-	-	-	-	0	652	224	145	64.73%	79	35.27%	0	0.00%	
City of Iron Mountain Precinct 1																							
Polling	-	-	-	-	-	-	-	-	-	-	-	-	-	-	-	-	-	-	-	-	-	-	-
AVCB (if used)	-	-	-	-	-	-	-	-	-	-	-	-	-	-	-	-	-	-	-	-	-	-	-
Total	-	-	-	-	-	-	-	-	-	-	-	-	-	-	-	-	-	-	-	-	-	-	-
City of Iron Mountain Precinct 2																							
Polling	-	-	-	-	-	-	-	-	-	-	-	-	-	-	-	-	-	-	-	-	-	-	-
AVCB (if used)	-	-	-	-	-	-	-	-	-	-	-	-	-	-	-	-	-	-	-	-	-	-	-
Total	-	-	-	-	-	-	-	-	-	-	-	-	-	-	-	-	-	-	-	-	-	-	-
CIty of Iron Mountain Precinct 3																							
Polling	-	-	-	-	-	-	-	-	-	-	-	-	-	-	-	-	-	-	-	-	-	-	-
AVCB (if used)	-	-	-	-	-	-	-	-	-	-	-	-	-	-	-	-	-	-	-	-	-	-	-
Total	-	-	-	-	-	-	-	-	-	-	-	-	-	-	-	-	-	-	-	-	-	-	-
City of Kingsford Precinct 1																							
Polling	-	-	-	-	-	-	-	-	-	-	-	-	-	-	-	-	-	-	-	-	-	-	-
AVCB (if used)	-	-	-	-	-	-	-	-	-	-	-	-	-	-	-	-	-	-	-	-	-	-	-
Total	-	-	-	-	-	-	-	-	-	-	-	-	-	-	-	-	-	-	-	-	-	-	-
City of Kingsford Precinct 2																							
Polling	-	-	-	-	-	-	-	-	-	-	-	-	-	-	-	-	-	-	-	-	-	-	-
AVCB (if used)	-	-	-	-	-	-	-	-	-	-	-	-	-	-	-	-	-	-	-	-	-	-	-
Total	-	-	-	-	-	-	-	-	-	-	-	-	-	-	-	-	-	-	-	-	-	-	-
City of Norway Precinct 1																							

Statement of Votes Cast
Dickinson County, MI
August 2, 2016
Primary Election
SOVC For Jurisdiction Wide, All Counters, All Races

	Dem Breitung 2 Precinct Delegate													Dem Breitung 3 Precinct Delegate									
	Reg. Voters	Times Counted	Total Votes	Anthony Alessandrini (DEM)		Geno Alessandrini Jr (DEM)		Geno Alessandrini Sr (DEM)		Bob Werner (DEM)		Write-In Votes		Reg. Voters	Times Counted	Total Votes	Dolly L. Cook (DEM)		Gordon Reed (DEM)		Write-In Votes	
Polling	-	-	-	-	-	-	-	-	-	-	-	-	-	-	-	-	-	-	-	-	-	-	-
AVCB (if used)	-	-	-	-	-	-	-	-	-	-	-	-	-	-	-	-	-	-	-	-	-	-	-
Total	-	-	-	-	-	-	-	-	-	-	-	-	-	-	-	-	-	-	-	-	-	-	-
Felch Township Precinct 1																							
Polling	-	-	-	-	-	-	-	-	-	-	-	-	-	-	-	-	-	-	-	-	-	-	-
AVCB (if used)	-	-	-	-	-	-	-	-	-	-	-	-	-	-	-	-	-	-	-	-	-	-	-
Total	-	-	-	-	-	-	-	-	-	-	-	-	-	-	-	-	-	-	-	-	-	-	-
Norway Township Precinct 1																							
Polling	-	-	-	-	-	-	-	-	-	-	-	-	-	-	-	-	-	-	-	-	-	-	-
AVCB (if used)	-	-	-	-	-	-	-	-	-	-	-	-	-	-	-	-	-	-	-	-	-	-	-
Total	-	-	-	-	-	-	-	-	-	-	-	-	-	-	-	-	-	-	-	-	-	-	-
Sagola Township Precinct 1																							
Polling	-	-	-	-	-	-	-	-	-	-	-	-	-	-	-	-	-	-	-	-	-	-	-
AVCB (if used)	-	-	-	-	-	-	-	-	-	-	-	-	-	-	-	-	-	-	-	-	-	-	-
Total	-	-	-	-	-	-	-	-	-	-	-	-	-	-	-	-	-	-	-	-	-	-	-
Sagola Township Precinct 2																							
Polling	-	-	-	-	-	-	-	-	-	-	-	-	-	-	-	-	-	-	-	-	-	-	-
AVCB (if used)	-	-	-	-	-	-	-	-	-	-	-	-	-	-	-	-	-	-	-	-	-	-	-
Total	-	-	-	-	-	-	-	-	-	-	-	-	-	-	-	-	-	-	-	-	-	-	-
Waucedah Township Precinct 1																							
Polling	-	-	-	-	-	-	-	-	-	-	-	-	-	-	-	-	-	-	-	-	-	-	-
AVCB (if used)	-	-	-	-	-	-	-	-	-	-	-	-	-	-	-	-	-	-	-	-	-	-	-
Total	-	-	-	-	-	-	-	-	-	-	-	-	-	-	-	-	-	-	-	-	-	-	-
West Branch Township Precinct 1																							
Polling	-	-	-	-	-	-	-	-	-	-	-	-	-	-	-	-	-	-	-	-	-	-	-
AVCB (if used)	-	-	-	-	-	-	-	-	-	-	-	-	-	-	-	-	-	-	-	-	-	-	-
Total	-	-	-	-	-	-	-	-	-	-	-	-	-	-	-	-	-	-	-	-	-	-	-
Total																							
Polling	0	317	162	41	25.31%	44	27.16%	41	25.31%	36	22.22%	0	0.00%	0	472	141	92	65.25%	49	34.75%	0	0.00%	
AVCB (if used)	0	63	28	8	28.57%	8	28.57%	7	25.00%	5	17.86%	0	0.00%	0	180	83	53	63.86%	30	36.14%	0	0.00%	
Total	0	380	190	49	25.79%	52	27.37%	48	25.26%	41	21.58%	0	0.00%	0	652	224	145	64.73%	79	35.27%	0	0.00%	

Statement of Votes Cast
Dickinson County, MI
August 2, 2016
Primary Election
SOVC For Jurisdiction Wide, All Counters, All Races

	Dem Iron Mountain 1 Precinct Delegate					Dem Iron Mountain 2 Precinct Delegate							Dem Iron Mountain 3 Precinct Delegate						
	Reg. Voters	Times Counted	Total Votes	Write-In Votes		Reg. Voters	Times Counted	Total Votes	Pamela Maule (DEM)		Write-In Votes		Reg. Voters	Times Counted	Total Votes	Phillip Solom (DEM)		Write-In Votes	
Jurisdiction Wide																			
Breen Township Precinct 1																			
Polling	-	-	-	-	-	-	-	-	-	-	-	-	-	-	-	-	-	-	-
AVCB (if used)	-	-	-	-	-	-	-	-	-	-	-	-	-	-	-	-	-	-	-
Total	-	-	-	-	-	-	-	-	-	-	-	-	-	-	-	-	-	-	-
Breitung Township Precinct 1																			
Polling	-	-	-	-	-	-	-	-	-	-	-	-	-	-	-	-	-	-	-
AVCB (if used)	-	-	-	-	-	-	-	-	-	-	-	-	-	-	-	-	-	-	-
Total	-	-	-	-	-	-	-	-	-	-	-	-	-	-	-	-	-	-	-
Breitung Township Precinct 2																			
Polling	-	-	-	-	-	-	-	-	-	-	-	-	-	-	-	-	-	-	-
AVCB (if used)	-	-	-	-	-	-	-	-	-	-	-	-	-	-	-	-	-	-	-
Total	-	-	-	-	-	-	-	-	-	-	-	-	-	-	-	-	-	-	-
Breitung Township Precinct 3																			
Polling	-	-	-	-	-	-	-	-	-	-	-	-	-	-	-	-	-	-	-
AVCB (if used)	-	-	-	-	-	-	-	-	-	-	-	-	-	-	-	-	-	-	-
Total	-	-	-	-	-	-	-	-	-	-	-	-	-	-	-	-	-	-	-
City of Iron Mountain Precinct 1																			
Polling	0	417	13	13	100.00%	-	-	-	-	-	-	-	-	-	-	-	-	-	-
AVCB (if used)	0	90	1	1	100.00%	-	-	-	-	-	-	-	-	-	-	-	-	-	-
Total	0	507	14	14	100.00%	-	-	-	-	-	-	-	-	-	-	-	-	-	-
City of Iron Mountain Precinct 2																			
Polling	-	-	-	-	-	0	428	136	136	100.00%	0	0.00%	-	-	-	-	-	-	-
AVCB (if used)	-	-	-	-	-	0	45	16	16	100.00%	0	0.00%	-	-	-	-	-	-	-
Total	-	-	-	-	-	0	473	152	152	100.00%	0	0.00%	-	-	-	-	-	-	-
CIty of Iron Mountain Precinct 3																			
Polling	-	-	-	-	-	-	-	-	-	-	-	-	0	426	122	121	99.18%	1	0.82%
AVCB (if used)	-	-	-	-	-	-	-	-	-	-	-	-	0	62	17	17	100.00%	0	0.00%
Total	-	-	-	-	-	-	-	-	-	-	-	-	0	488	139	138	99.28%	1	0.72%
City of Kingsford Precinct 1																			
Polling	-	-	-	-	-	-	-	-	-	-	-	-	-	-	-	-	-	-	-
AVCB (if used)	-	-	-	-	-	-	-	-	-	-	-	-	-	-	-	-	-	-	-
Total	-	-	-	-	-	-	-	-	-	-	-	-	-	-	-	-	-	-	-
City of Kingsford Precinct 2																			
Polling	-	-	-	-	-	-	-	-	-	-	-	-	-	-	-	-	-	-	-
AVCB (if used)	-	-	-	-	-	-	-	-	-	-	-	-	-	-	-	-	-	-	-
Total	-	-	-	-	-	-	-	-	-	-	-	-	-	-	-	-	-	-	-
City of Norway Precinct 1																			

Statement of Votes Cast
Dickinson County, MI
August 2, 2016
Primary Election
SOVC For Jurisdiction Wide, All Counters, All Races

	Dem Iron Mountain 1 Precinct Delegate					Dem Iron Mountain 2 Precinct Delegate						Dem Iron Mountain 3 Precinct Delegate					
	Reg. Voters	Times Counted	Total Votes	Write-In Votes		Reg. Voters	Times Counted	Total Votes	Pamela Maule (DEM)	Write-In Votes		Reg. Voters	Times Counted	Total Votes	Phillip Solom (DEM)	Write-In Votes	
Polling	-	-	-	-	-	-	-	-	-	-	-	-	-	-	-	-	-
AVCB (if used)	-	-	-	-	-	-	-	-	-	-	-	-	-	-	-	-	-
Total	-	-	-	-	-	-	-	-	-	-	-	-	-	-	-	-	-
Felch Township Precinct 1																	
Polling	-	-	-	-	-	-	-	-	-	-	-	-	-	-	-	-	-
AVCB (if used)	-	-	-	-	-	-	-	-	-	-	-	-	-	-	-	-	-
Total	-	-	-	-	-	-	-	-	-	-	-	-	-	-	-	-	-
Norway Township Precinct 1																	
Polling	-	-	-	-	-	-	-	-	-	-	-	-	-	-	-	-	-
AVCB (if used)	-	-	-	-	-	-	-	-	-	-	-	-	-	-	-	-	-
Total	-	-	-	-	-	-	-	-	-	-	-	-	-	-	-	-	-
Sagola Township Precinct 1																	
Polling	-	-	-	-	-	-	-	-	-	-	-	-	-	-	-	-	-
AVCB (if used)	-	-	-	-	-	-	-	-	-	-	-	-	-	-	-	-	-
Total	-	-	-	-	-	-	-	-	-	-	-	-	-	-	-	-	-
Sagola Township Precinct 2																	
Polling	-	-	-	-	-	-	-	-	-	-	-	-	-	-	-	-	-
AVCB (if used)	-	-	-	-	-	-	-	-	-	-	-	-	-	-	-	-	-
Total	-	-	-	-	-	-	-	-	-	-	-	-	-	-	-	-	-
Waucedah Township Precinct 1																	
Polling	-	-	-	-	-	-	-	-	-	-	-	-	-	-	-	-	-
AVCB (if used)	-	-	-	-	-	-	-	-	-	-	-	-	-	-	-	-	-
Total	-	-	-	-	-	-	-	-	-	-	-	-	-	-	-	-	-
West Branch Township Precinct 1																	
Polling	-	-	-	-	-	-	-	-	-	-	-	-	-	-	-	-	-
AVCB (if used)	-	-	-	-	-	-	-	-	-	-	-	-	-	-	-	-	-
Total	-	-	-	-	-	-	-	-	-	-	-	-	-	-	-	-	-
Total																	
Polling	0	417	13	13	100.00%	0	428	136	136	100.00%	0	0.00%	0	426	122	121	99.18%	1	0.82%
AVCB (if used)	0	90	1	1	100.00%	0	45	16	16	100.00%	0	0.00%	0	62	17	17	100.00%	0	0.00%
Total	0	507	14	14	100.00%	0	473	152	152	100.00%	0	0.00%	0	488	139	138	99.28%	1	0.72%

Statement of Votes Cast
Dickinson County, MI
August 2, 2016
Primary Election
SOVC For Jurisdiction Wide, All Counters, All Races

	Dem Kingsford 1 Precinct Delegate										Dem Kingsford 2 Precinct Delegate										Dem City of Norway Precinct Delegate									
	Reg. Voters	Times Counted	Total Votes	Judy Stock (DEM)		Robert Douglas Stock (DEM)		Write-In Votes			Reg. Voters	Times Counted	Total Votes	Dennis Baldinelli (DEM)		Terrie L. Rugg (DEM)		Write-In Votes			Reg. Voters	Times Counted	Total Votes	Write-In Votes						
Jurisdiction Wide																														
Breen Township Precinct 1																														
Polling	-	-	-	-	-	-	-	-	-	-	-	-	-	-	-	-	-	-	-	-	-	-	-	-	-	-	-	-	-	-
AVCB (if used)	-	-	-	-	-	-	-	-	-	-	-	-	-	-	-	-	-	-	-	-	-	-	-	-	-	-	-	-	-	-
Total	-	-	-	-	-	-	-	-	-	-	-	-	-	-	-	-	-	-	-	-	-	-	-	-	-	-	-	-	-	-
Breitung Township Precinct 1																														
Polling	-	-	-	-	-	-	-	-	-	-	-	-	-	-	-	-	-	-	-	-	-	-	-	-	-	-	-	-	-	-
AVCB (if used)	-	-	-	-	-	-	-	-	-	-	-	-	-	-	-	-	-	-	-	-	-	-	-	-	-	-	-	-	-	-
Total	-	-	-	-	-	-	-	-	-	-	-	-	-	-	-	-	-	-	-	-	-	-	-	-	-	-	-	-	-	-
Breitung Township Precinct 2																														
Polling	-	-	-	-	-	-	-	-	-	-	-	-	-	-	-	-	-	-	-	-	-	-	-	-	-	-	-	-	-	-
AVCB (if used)	-	-	-	-	-	-	-	-	-	-	-	-	-	-	-	-	-	-	-	-	-	-	-	-	-	-	-	-	-	-
Total	-	-	-	-	-	-	-	-	-	-	-	-	-	-	-	-	-	-	-	-	-	-	-	-	-	-	-	-	-	-
Breitung Township Precinct 3																														
Polling	-	-	-	-	-	-	-	-	-	-	-	-	-	-	-	-	-	-	-	-	-	-	-	-	-	-	-	-	-	-
AVCB (if used)	-	-	-	-	-	-	-	-	-	-	-	-	-	-	-	-	-	-	-	-	-	-	-	-	-	-	-	-	-	-
Total	-	-	-	-	-	-	-	-	-	-	-	-	-	-	-	-	-	-	-	-	-	-	-	-	-	-	-	-	-	-
City of Iron Mountain Precinct 1																														
Polling	-	-	-	-	-	-	-	-	-	-	-	-	-	-	-	-	-	-	-	-	-	-	-	-	-	-	-	-	-	-
AVCB (if used)	-	-	-	-	-	-	-	-	-	-	-	-	-	-	-	-	-	-	-	-	-	-	-	-	-	-	-	-	-	-
Total	-	-	-	-	-	-	-	-	-	-	-	-	-	-	-	-	-	-	-	-	-	-	-	-	-	-	-	-	-	-
City of Iron Mountain Precinct 2																														
Polling	-	-	-	-	-	-	-	-	-	-	-	-	-	-	-	-	-	-	-	-	-	-	-	-	-	-	-	-	-	-
AVCB (if used)	-	-	-	-	-	-	-	-	-	-	-	-	-	-	-	-	-	-	-	-	-	-	-	-	-	-	-	-	-	-
Total	-	-	-	-	-	-	-	-	-	-	-	-	-	-	-	-	-	-	-	-	-	-	-	-	-	-	-	-	-	-
City of Iron Mountain Precinct 3																														
Polling	-	-	-	-	-	-	-	-	-	-	-	-	-	-	-	-	-	-	-	-	-	-	-	-	-	-	-	-	-	-
AVCB (if used)	-	-	-	-	-	-	-	-	-	-	-	-	-	-	-	-	-	-	-	-	-	-	-	-	-	-	-	-	-	-
Total	-	-	-	-	-	-	-	-	-	-	-	-	-	-	-	-	-	-	-	-	-	-	-	-	-	-	-	-	-	-
City of Kingsford Precinct 1																														
Polling	0	330	126	71	56.35%	55	43.65%	0	0.00%		-	-	-	-	-	-	-	-	-	-	-	-	-	-	-	-	-	-	-	-
AVCB (if used)	0	85	38	21	55.26%	17	44.74%	0	0.00%		-	-	-	-	-	-	-	-	-	-	-	-	-	-	-	-	-	-	-	-
Total	0	415	164	92	56.10%	72	43.90%	0	0.00%		-	-	-	-	-	-	-	-	-	-	-	-	-	-	-	-	-	-	-	-
City of Kingsford Precinct 2																														
Polling	-	-	-	-	-	-	-	-	-	-	0	450	137	57	41.61%	78	56.93%	2	1.46%		-	-	-	-	-	-	-	-	-	-
AVCB (if used)	-	-	-	-	-	-	-	-	-	-	0	93	43	21	48.84%	22	51.16%	0	0.00%		-	-	-	-	-	-	-	-	-	-
Total	-	-	-	-	-	-	-	-	-	-	0	543	180	78	43.33%	100	55.56%	2	1.11%		-	-	-	-	-	-	-	-	-	-
City of Norway Precinct 1																														

Statement of Votes Cast
Dickinson County, MI
August 2, 2016
Primary Election
SOVC For Jurisdiction Wide, All Counters, All Races

	Dem Kingsford 1 Precinct Delegate										Dem Kingsford 2 Precinct Delegate										Dem City of Norway Precinct Delegate					
	Reg. Voters	Times Counted	Total Votes	Judy Stock (DEM)		Robert Douglas Stock (DEM)		Write-In Votes			Reg. Voters	Times Counted	Total Votes	Dennis Baldinelli (DEM)		Terrie L. Rugg (DEM)		Write-In Votes			Reg. Voters	Times Counted	Total Votes	Write-In Votes		
Polling	-	-	-	-	-	-	-	-	-	-	-	-	-	-	-	-	-	-	-	-	0	443	1	1	100.00%	
AVCB (if used)	-	-	-	-	-	-	-	-	-	-	-	-	-	-	-	-	-	-	-	-	0	48	1	1	100.00%	
Total	-	-	-	-	-	-	-	-	-	-	-	-	-	-	-	-	-	-	-	-	0	491	2	2	100.00%	
Felch Township Precinct 1																										
Polling	-	-	-	-	-	-	-	-	-	-	-	-	-	-	-	-	-	-	-	-	-	-	-	-	-	
AVCB (if used)	-	-	-	-	-	-	-	-	-	-	-	-	-	-	-	-	-	-	-	-	-	-	-	-	-	
Total	-	-	-	-	-	-	-	-	-	-	-	-	-	-	-	-	-	-	-	-	-	-	-	-	-	
Norway Township Precinct 1																										
Polling	-	-	-	-	-	-	-	-	-	-	-	-	-	-	-	-	-	-	-	-	-	-	-	-	-	
AVCB (if used)	-	-	-	-	-	-	-	-	-	-	-	-	-	-	-	-	-	-	-	-	-	-	-	-	-	
Total	-	-	-	-	-	-	-	-	-	-	-	-	-	-	-	-	-	-	-	-	-	-	-	-	-	
Sagola Township Precinct 1																										
Polling	-	-	-	-	-	-	-	-	-	-	-	-	-	-	-	-	-	-	-	-	-	-	-	-	-	
AVCB (if used)	-	-	-	-	-	-	-	-	-	-	-	-	-	-	-	-	-	-	-	-	-	-	-	-	-	
Total	-	-	-	-	-	-	-	-	-	-	-	-	-	-	-	-	-	-	-	-	-	-	-	-	-	
Sagola Township Precinct 2																										
Polling	-	-	-	-	-	-	-	-	-	-	-	-	-	-	-	-	-	-	-	-	-	-	-	-	-	
AVCB (if used)	-	-	-	-	-	-	-	-	-	-	-	-	-	-	-	-	-	-	-	-	-	-	-	-	-	
Total	-	-	-	-	-	-	-	-	-	-	-	-	-	-	-	-	-	-	-	-	-	-	-	-	-	
Waucedah Township Precinct 1																										
Polling	-	-	-	-	-	-	-	-	-	-	-	-	-	-	-	-	-	-	-	-	-	-	-	-	-	
AVCB (if used)	-	-	-	-	-	-	-	-	-	-	-	-	-	-	-	-	-	-	-	-	-	-	-	-	-	
Total	-	-	-	-	-	-	-	-	-	-	-	-	-	-	-	-	-	-	-	-	-	-	-	-	-	
West Branch Township Precinct 1																										
Polling	-	-	-	-	-	-	-	-	-	-	-	-	-	-	-	-	-	-	-	-	-	-	-	-	-	
AVCB (if used)	-	-	-	-	-	-	-	-	-	-	-	-	-	-	-	-	-	-	-	-	-	-	-	-	-	
Total	-	-	-	-	-	-	-	-	-	-	-	-	-	-	-	-	-	-	-	-	-	-	-	-	-	
Total																										
Polling	0	330	126	71	56.35%	55	43.65%	0	0.00%		0	450	137	57	41.61%	78	56.93%	2	1.46%		0	443	1	1	100.00%	
AVCB (if used)	0	85	38	21	55.26%	17	44.74%	0	0.00%		0	93	43	21	48.84%	22	51.16%	0	0.00%		0	48	1	1	100.00%	
Total	0	415	164	92	56.10%	72	43.90%	0	0.00%		0	543	180	78	43.33%	100	55.56%	2	1.11%		0	491	2	2	100.00%	

Statement of Votes Cast
Dickinson County, MI
August 2, 2016
Primary Election
SOVC For Jurisdiction Wide, All Counters, All Races

	Dem Felch Twp Precinct Delegate				Dem Norway Twp Precinct Delegate				Dem Sagola 1 Precinct Delegate				Dem Sagola 2 Precinct Delegate			
	Reg. Voters	Times Counted	Total Votes	Write-In Votes	Reg. Voters	Times Counted	Total Votes	Write-In Votes	Reg. Voters	Times Counted	Total Votes	Write-In Votes	Reg. Voters	Times Counted	Total Votes	Write-In Votes
Jurisdiction Wide																
Breen Township Precinct 1																
Polling	-	-	-	-	-	-	-	-	-	-	-	-	-	-	-	-
AVCB (if used)	-	-	-	-	-	-	-	-	-	-	-	-	-	-	-	-
Total	-	-	-	-	-	-	-	-	-	-	-	-	-	-	-	-
Breitung Township Precinct 1																
Polling	-	-	-	-	-	-	-	-	-	-	-	-	-	-	-	-
AVCB (if used)	-	-	-	-	-	-	-	-	-	-	-	-	-	-	-	-
Total	-	-	-	-	-	-	-	-	-	-	-	-	-	-	-	-
Breitung Township Precinct 2																
Polling	-	-	-	-	-	-	-	-	-	-	-	-	-	-	-	-
AVCB (if used)	-	-	-	-	-	-	-	-	-	-	-	-	-	-	-	-
Total	-	-	-	-	-	-	-	-	-	-	-	-	-	-	-	-
Breitung Township Precinct 3																
Polling	-	-	-	-	-	-	-	-	-	-	-	-	-	-	-	-
AVCB (if used)	-	-	-	-	-	-	-	-	-	-	-	-	-	-	-	-
Total	-	-	-	-	-	-	-	-	-	-	-	-	-	-	-	-
City of Iron Mountain Precinct 1																
Polling	-	-	-	-	-	-	-	-	-	-	-	-	-	-	-	-
AVCB (if used)	-	-	-	-	-	-	-	-	-	-	-	-	-	-	-	-
Total	-	-	-	-	-	-	-	-	-	-	-	-	-	-	-	-
City of Iron Mountain Precinct 2																
Polling	-	-	-	-	-	-	-	-	-	-	-	-	-	-	-	-
AVCB (if used)	-	-	-	-	-	-	-	-	-	-	-	-	-	-	-	-
Total	-	-	-	-	-	-	-	-	-	-	-	-	-	-	-	-
CIty of Iron Mountain Precinct 3																
Polling	-	-	-	-	-	-	-	-	-	-	-	-	-	-	-	-
AVCB (if used)	-	-	-	-	-	-	-	-	-	-	-	-	-	-	-	-
Total	-	-	-	-	-	-	-	-	-	-	-	-	-	-	-	-
City of Kingsford Precinct 1																
Polling	-	-	-	-	-	-	-	-	-	-	-	-	-	-	-	-
AVCB (if used)	-	-	-	-	-	-	-	-	-	-	-	-	-	-	-	-
Total	-	-	-	-	-	-	-	-	-	-	-	-	-	-	-	-
City of Kingsford Precinct 2																
Polling	-	-	-	-	-	-	-	-	-	-	-	-	-	-	-	-
AVCB (if used)	-	-	-	-	-	-	-	-	-	-	-	-	-	-	-	-
Total	-	-	-	-	-	-	-	-	-	-	-	-	-	-	-	-
City of Norway Precinct 1																

Statement of Votes Cast
Dickinson County, MI
August 2, 2016
Primary Election
SOVC For Jurisdiction Wide, All Counters, All Races

	Dem Felch Twp Precinct Delegate				Dem Norway Twp Precinct Delegate				Dem Sagola 1 Precinct Delegate				Dem Sagola 2 Precinct Delegate			
	Reg. Voters	Times Counted	Total Votes	Write-In Votes	Reg. Voters	Times Counted	Total Votes	Write-In Votes	Reg. Voters	Times Counted	Total Votes	Write-In Votes	Reg. Voters	Times Counted	Total Votes	Write-In Votes
Polling	-	-	-	-	-	-	-	-	-	-	-	-	-	-	-	-
AVCB (if used)	-	-	-	-	-	-	-	-	-	-	-	-	-	-	-	-
Total	-	-	-	-	-	-	-	-	-	-	-	-	-	-	-	-
Felch Township Precinct 1																
Polling	0	179	1	1 100.00%	-	-	-	-	-	-	-	-	-	-	-	-
AVCB (if used)	0	0	0	0 -	-	-	-	-	-	-	-	-	-	-	-	-
Total	0	179	1	1 100.00%	-	-	-	-	-	-	-	-	-	-	-	-
Norway Township Precinct 1																
Polling	-	-	-	-	0	322	5	5 100.00%	-	-	-	-	-	-	-	-
AVCB (if used)	-	-	-	-	0	83	0	0 -	-	-	-	-	-	-	-	-
Total	-	-	-	-	0	405	5	5 100.00%	-	-	-	-	-	-	-	-
Sagola Township Precinct 1																
Polling	-	-	-	-	-	-	-	-	0	213	2	2 100.00%	-	-	-	-
AVCB (if used)	-	-	-	-	-	-	-	-	0	0	0	0 -	-	-	-	-
Total	-	-	-	-	-	-	-	-	0	213	2	2 100.00%	-	-	-	-
Sagola Township Precinct 2																
Polling	-	-	-	-	-	-	-	-	-	-	-	-	0	91	3	3 100.00%
AVCB (if used)	-	-	-	-	-	-	-	-	-	-	-	-	0	0	0	0 -
Total	-	-	-	-	-	-	-	-	-	-	-	-	0	91	3	3 100.00%
Waucedah Township Precinct 1																
Polling	-	-	-	-	-	-	-	-	-	-	-	-	-	-	-	-
AVCB (if used)	-	-	-	-	-	-	-	-	-	-	-	-	-	-	-	-
Total	-	-	-	-	-	-	-	-	-	-	-	-	-	-	-	-
West Branch Township Precinct 1																
Polling	-	-	-	-	-	-	-	-	-	-	-	-	-	-	-	-
AVCB (if used)	-	-	-	-	-	-	-	-	-	-	-	-	-	-	-	-
Total	-	-	-	-	-	-	-	-	-	-	-	-	-	-	-	-
Total																
Polling	0	179	1	1 100.00%	0	322	5	5 100.00%	0	213	2	2 100.00%	0	91	3	3 100.00%
AVCB (if used)	0	0	0	0 -	0	83	0	0 -	0	0	0	0 -	0	0	0	0 -
Total	0	179	1	1 100.00%	0	405	5	5 100.00%	0	213	2	2 100.00%	0	91	3	3 100.00%

Statement of Votes Cast
Dickinson County, MI
August 2, 2016
Primary Election
SOVC For Jurisdiction Wide, All Counters, All Races

	Dem Waucedah Precinct Delegate				Dem West Branch Precinct Delegate				Conservation District Proposal						
	Reg. Voters	Times Counted	Total Votes	Write-In Votes	Reg. Voters	Times Counted	Total Votes	Write-In Votes	Reg. Voters	Times Counted	Total Votes	YES		NO	
Jurisdiction Wide															
Breen Township Precinct 1															
Polling	-	-	-	-	-	-	-	-	0	189	176	50	28.41%	126	71.59%
AVCB (if used)	-	-	-	-	-	-	-	-	0	0	0	0	-	0	-
Total	-	-	-	-	-	-	-	-	0	189	176	50	28.41%	126	71.59%
Breitung Township Precinct 1															
Polling	-	-	-	-	-	-	-	-	0	396	362	112	30.94%	250	69.06%
AVCB (if used)	-	-	-	-	-	-	-	-	0	117	108	28	25.93%	80	74.07%
Total	-	-	-	-	-	-	-	-	0	513	470	140	29.79%	330	70.21%
Breitung Township Precinct 2															
Polling	-	-	-	-	-	-	-	-	0	317	290	79	27.24%	211	72.76%
AVCB (if used)	-	-	-	-	-	-	-	-	0	63	47	13	27.66%	34	72.34%
Total	-	-	-	-	-	-	-	-	0	380	337	92	27.30%	245	72.70%
Breitung Township Precinct 3															
Polling	-	-	-	-	-	-	-	-	0	472	437	146	33.41%	291	66.59%
AVCB (if used)	-	-	-	-	-	-	-	-	0	180	168	57	33.93%	111	66.07%
Total	-	-	-	-	-	-	-	-	0	652	605	203	33.55%	402	66.45%
City of Iron Mountain Precinct 1															
Polling	-	-	-	-	-	-	-	-	0	417	402	131	32.59%	271	67.41%
AVCB (if used)	-	-	-	-	-	-	-	-	0	90	89	25	28.09%	64	71.91%
Total	-	-	-	-	-	-	-	-	0	507	491	156	31.77%	335	68.23%
City of Iron Mountain Precinct 2															
Polling	-	-	-	-	-	-	-	-	0	428	401	137	34.16%	264	65.84%
AVCB (if used)	-	-	-	-	-	-	-	-	0	45	44	9	20.45%	35	79.55%
Total	-	-	-	-	-	-	-	-	0	473	445	146	32.81%	299	67.19%
City of Iron Mountain Precinct 3															
Polling	-	-	-	-	-	-	-	-	0	426	400	148	37.00%	252	63.00%
AVCB (if used)	-	-	-	-	-	-	-	-	0	62	59	27	45.76%	32	54.24%
Total	-	-	-	-	-	-	-	-	0	488	459	175	38.13%	284	61.87%
City of Kingsford Precinct 1															
Polling	-	-	-	-	-	-	-	-	0	330	312	119	38.14%	193	61.86%
AVCB (if used)	-	-	-	-	-	-	-	-	0	85	75	18	24.00%	57	76.00%
Total	-	-	-	-	-	-	-	-	0	415	387	137	35.40%	250	64.60%
City of Kingsford Precinct 2															
Polling	-	-	-	-	-	-	-	-	0	450	426	150	35.21%	276	64.79%
AVCB (if used)	-	-	-	-	-	-	-	-	0	93	88	38	43.18%	50	56.82%
Total	-	-	-	-	-	-	-	-	0	543	514	188	36.58%	326	63.42%
City of Norway Precinct 1															

Statement of Votes Cast
Dickinson County, MI
August 2, 2016
Primary Election
SOVC For Jurisdiction Wide, All Counters, All Races

	Dem Waucedah Precinct Delegate				Dem West Branch Precinct Delegate				Conservation District Proposal						
	Reg. Voters	Times Counted	Total Votes	Write-In Votes	Reg. Voters	Times Counted	Total Votes	Write-In Votes	Reg. Voters	Times Counted	Total Votes	YES		NO	
Polling	-	-	-	-	-	-	-	-	0	443	427	166	38.88%	261	61.12%
AVCB (if used)	-	-	-	-	-	-	-	-	0	48	48	16	33.33%	32	66.67%
Total	-	-	-	-	-	-	-	-	0	491	475	182	38.32%	293	61.68%
Felch Township Precinct 1															
Polling	-	-	-	-	-	-	-	-	0	179	169	62	36.69%	107	63.31%
AVCB (if used)	-	-	-	-	-	-	-	-	0	0	0	0	-	0	-
Total	-	-	-	-	-	-	-	-	0	179	169	62	36.69%	107	63.31%
Norway Township Precinct 1															
Polling	-	-	-	-	-	-	-	-	0	322	302	94	31.13%	208	68.87%
AVCB (if used)	-	-	-	-	-	-	-	-	0	83	82	29	35.37%	53	64.63%
Total	-	-	-	-	-	-	-	-	0	405	384	123	32.03%	261	67.97%
Sagola Township Precinct 1															
Polling	-	-	-	-	-	-	-	-	0	213	205	60	29.27%	145	70.73%
AVCB (if used)	-	-	-	-	-	-	-	-	0	0	0	0	-	0	-
Total	-	-	-	-	-	-	-	-	0	213	205	60	29.27%	145	70.73%
Sagola Township Precinct 2															
Polling	-	-	-	-	-	-	-	-	0	91	83	12	14.46%	71	85.54%
AVCB (if used)	-	-	-	-	-	-	-	-	0	0	0	0	-	0	-
Total	-	-	-	-	-	-	-	-	0	91	83	12	14.46%	71	85.54%
Waucedah Township Precinct 1															
Polling	0	281	0	0	-	-	-	-	0	281	254	92	36.22%	162	63.78%
AVCB (if used)	0	0	0	0	-	-	-	-	0	0	0	0	-	0	-
Total	0	281	0	0	-	-	-	-	0	281	254	92	36.22%	162	63.78%
West Branch Township Precinct 1															
Polling	-	-	-	-	0	18	0	0	0	18	18	11	61.11%	7	38.89%
AVCB (if used)	-	-	-	-	0	0	0	0	0	0	0	0	-	0	-
Total	-	-	-	-	0	18	0	0	0	18	18	11	61.11%	7	38.89%
Total															
Polling	0	281	0	0	0	18	0	0	0	4972	4664	1569	33.64%	3095	66.36%
AVCB (if used)	0	0	0	0	0	0	0	0	0	866	808	260	32.18%	548	67.82%
Total	0	281	0	0	0	18	0	0	0	5838	5472	1829	33.42%	3643	66.58%

Statement of Votes Cast
Dickinson County, MI
August 2, 2016
Primary Election
SOVC For Jurisdiction Wide, All Counters, All Races

	MSU Proposal							tax allocation limitation							North Alert Ambulance Authority						
	Reg. Voters	Times Counted	Total Votes	YES		NO		Reg. Voters	Times Counted	Total Votes	YES		NO		Reg. Voters	Times Counted	Total Votes	YES		NO	
Jurisdiction Wide																					
Breen Township Precinct 1																					
Polling	0	189	178	64	35.96%	114	64.04%	0	189	173	38	21.97%	135	78.03%	-	-	-	-	-	-	-
AVCB (if used)	0	0	0	0	-	0	-	0	0	0	0	-	0	-	-	-	-	-	-	-	-
Total	0	189	178	64	35.96%	114	64.04%	0	189	173	38	21.97%	135	78.03%	-	-	-	-	-	-	-
Breitung Township Precinct 1																					
Polling	0	396	362	143	39.50%	219	60.50%	0	396	360	111	30.83%	249	69.17%	-	-	-	-	-	-	-
AVCB (if used)	0	117	109	36	33.03%	73	66.97%	0	117	107	30	28.04%	77	71.96%	-	-	-	-	-	-	-
Total	0	513	471	179	38.00%	292	62.00%	0	513	467	141	30.19%	326	69.81%	-	-	-	-	-	-	-
Breitung Township Precinct 2																					
Polling	0	317	292	116	39.73%	176	60.27%	0	317	287	68	23.69%	219	76.31%	-	-	-	-	-	-	-
AVCB (if used)	0	63	48	24	50.00%	24	50.00%	0	63	47	12	25.53%	35	74.47%	-	-	-	-	-	-	-
Total	0	380	340	140	41.18%	200	58.82%	0	380	334	80	23.95%	254	76.05%	-	-	-	-	-	-	-
Breitung Township Precinct 3																					
Polling	0	472	439	167	38.04%	272	61.96%	0	472	439	133	30.30%	306	69.70%	-	-	-	-	-	-	-
AVCB (if used)	0	180	170	73	42.94%	97	57.06%	0	180	171	46	26.90%	125	73.10%	-	-	-	-	-	-	-
Total	0	652	609	240	39.41%	369	60.59%	0	652	610	179	29.34%	431	70.66%	-	-	-	-	-	-	-
City of Iron Mountain Precinct 1																					
Polling	0	417	405	162	40.00%	243	60.00%	0	417	399	109	27.32%	290	72.68%	-	-	-	-	-	-	-
AVCB (if used)	0	90	88	31	35.23%	57	64.77%	0	90	89	25	28.09%	64	71.91%	-	-	-	-	-	-	-
Total	0	507	493	193	39.15%	300	60.85%	0	507	488	134	27.46%	354	72.54%	-	-	-	-	-	-	-
City of Iron Mountain Precinct 2																					
Polling	0	428	402	162	40.30%	240	59.70%	0	428	401	133	33.17%	268	66.83%	-	-	-	-	-	-	-
AVCB (if used)	0	45	43	9	20.93%	34	79.07%	0	45	44	9	20.45%	35	79.55%	-	-	-	-	-	-	-
Total	0	473	445	171	38.43%	274	61.57%	0	473	445	142	31.91%	303	68.09%	-	-	-	-	-	-	-
CIty of Iron Mountain Precinct 3																					
Polling	0	426	401	165	41.15%	236	58.85%	0	426	399	134	33.58%	265	66.42%	-	-	-	-	-	-	-
AVCB (if used)	0	62	59	27	45.76%	32	54.24%	0	62	59	27	45.76%	32	54.24%	-	-	-	-	-	-	-
Total	0	488	460	192	41.74%	268	58.26%	0	488	458	161	35.15%	297	64.85%	-	-	-	-	-	-	-
City of Kingsford Precinct 1																					
Polling	0	330	315	138	43.81%	177	56.19%	0	330	313	103	32.91%	210	67.09%	-	-	-	-	-	-	-
AVCB (if used)	0	85	75	21	28.00%	54	72.00%	0	85	75	16	21.33%	59	78.67%	-	-	-	-	-	-	-
Total	0	415	390	159	40.77%	231	59.23%	0	415	388	119	30.67%	269	69.33%	-	-	-	-	-	-	-
City of Kingsford Precinct 2																					
Polling	0	450	431	182	42.23%	249	57.77%	0	450	424	126	29.72%	298	70.28%	-	-	-	-	-	-	-
AVCB (if used)	0	93	88	36	40.91%	52	59.09%	0	93	88	31	35.23%	57	64.77%	-	-	-	-	-	-	-
Total	0	543	519	218	42.00%	301	58.00%	0	543	512	157	30.66%	355	69.34%	-	-	-	-	-	-	-
City of Norway Precinct 1																					

Statement of Votes Cast
Dickinson County, MI
August 2, 2016
Primary Election
SOVC For Jurisdiction Wide, All Counters, All Races

	MSU Proposal							tax allocation limitation							North Alert Ambulance Authority						
	Reg. Voters	Times Counted	Total Votes	YES		NO		Reg. Voters	Times Counted	Total Votes	YES		NO		Reg. Voters	Times Counted	Total Votes	YES		NO	
Polling	0	443	425	202	47.53%	223	52.47%	0	443	420	145	34.52%	275	65.48%	0	443	336	221	65.77%	115	34.23%
AVCB (if used)	0	48	48	30	62.50%	18	37.50%	0	48	47	17	36.17%	30	63.83%	0	48	46	29	63.04%	17	36.96%
Total	0	491	473	232	49.05%	241	50.95%	0	491	467	162	34.69%	305	65.31%	0	491	382	250	65.45%	132	34.55%
Felch Township Precinct 1																					
Polling	0	179	170	85	50.00%	85	50.00%	0	179	166	44	26.51%	122	73.49%	-	-	-	-	-	-	-
AVCB (if used)	0	0	0	0	-	0	-	0	0	0	0	-	0	-	-	-	-	-	-	-	-
Total	0	179	170	85	50.00%	85	50.00%	0	179	166	44	26.51%	122	73.49%	-	-	-	-	-	-	-
Norway Township Precinct 1																					
Polling	0	322	303	109	35.97%	194	64.03%	0	322	301	70	23.26%	231	76.74%	0	322	257	148	57.59%	109	42.41%
AVCB (if used)	0	83	83	32	38.55%	51	61.45%	0	83	83	23	27.71%	60	72.29%	0	83	81	58	71.60%	23	28.40%
Total	0	405	386	141	36.53%	245	63.47%	0	405	384	93	24.22%	291	75.78%	0	405	338	206	60.95%	132	39.05%
Sagola Township Precinct 1																					
Polling	0	213	205	82	40.00%	123	60.00%	0	213	205	52	25.37%	153	74.63%	-	-	-	-	-	-	-
AVCB (if used)	0	0	0	0	-	0	-	0	0	0	0	-	0	-	-	-	-	-	-	-	-
Total	0	213	205	82	40.00%	123	60.00%	0	213	205	52	25.37%	153	74.63%	-	-	-	-	-	-	-
Sagola Township Precinct 2																					
Polling	0	91	83	18	21.69%	65	78.31%	0	91	83	11	13.25%	72	86.75%	-	-	-	-	-	-	-
AVCB (if used)	0	0	0	0	-	0	-	0	0	0	0	-	0	-	-	-	-	-	-	-	-
Total	0	91	83	18	21.69%	65	78.31%	0	91	83	11	13.25%	72	86.75%	-	-	-	-	-	-	-
Waucedah Township Precinct 1																					
Polling	0	281	263	132	50.19%	131	49.81%	0	281	257	78	30.35%	179	69.65%	0	281	252	155	61.51%	97	38.49%
AVCB (if used)	0	0	0	0	-	0	-	0	0	0	0	-	0	-	0	0	0	0	-	0	-
Total	0	281	263	132	50.19%	131	49.81%	0	281	257	78	30.35%	179	69.65%	0	281	252	155	61.51%	97	38.49%
West Branch Township Precinct 1																					
Polling	0	18	18	12	66.67%	6	33.33%	0	18	16	7	43.75%	9	56.25%	-	-	-	-	-	-	-
AVCB (if used)	0	0	0	0	-	0	-	0	0	0	0	-	0	-	-	-	-	-	-	-	-
Total	0	18	18	12	66.67%	6	33.33%	0	18	16	7	43.75%	9	56.25%	-	-	-	-	-	-	-
Total																					
Polling	0	4972	4692	1939	41.33%	2753	58.67%	0	4972	4643	1362	29.33%	3281	70.67%	0	1046	845	524	62.01%	321	37.99%
AVCB (if used)	0	866	811	319	39.33%	492	60.67%	0	866	810	236	29.14%	574	70.86%	0	131	127	87	68.50%	40	31.50%
Total	0	5838	5503	2258	41.03%	3245	58.97%	0	5838	5453	1598	29.30%	3855	70.70%	0	1177	972	611	62.86%	361	37.14%

Statement of Votes Cast
Dickinson County, MI
August 2, 2016
Primary Election
SOVC For Jurisdiction Wide, All Counters, All Races

	Waucedah Road Millage						
	Reg. Voters	Times Counted	Total Votes	YES		NO	
Jurisdiction Wide							
Breen Township Precinct 1							
Polling	-	-	-	-	-	-	-
AVCB (if used)	-	-	-	-	-	-	-
Total	-	-	-	-	-	-	-
Breitung Township Precinct 1							
Polling	-	-	-	-	-	-	-
AVCB (if used)	-	-	-	-	-	-	-
Total	-	-	-	-	-	-	-
Breitung Township Precinct 2							
Polling	-	-	-	-	-	-	-
AVCB (if used)	-	-	-	-	-	-	-
Total	-	-	-	-	-	-	-
Breitung Township Precinct 3							
Polling	-	-	-	-	-	-	-
AVCB (if used)	-	-	-	-	-	-	-
Total	-	-	-	-	-	-	-
City of Iron Mountain Precinct 1							
Polling	-	-	-	-	-	-	-
AVCB (if used)	-	-	-	-	-	-	-
Total	-	-	-	-	-	-	-
City of Iron Mountain Precinct 2							
Polling	-	-	-	-	-	-	-
AVCB (if used)	-	-	-	-	-	-	-
Total	-	-	-	-	-	-	-
City of Iron Mountain Precinct 3							
Polling	-	-	-	-	-	-	-
AVCB (if used)	-	-	-	-	-	-	-
Total	-	-	-	-	-	-	-
City of Kingsford Precinct 1							
Polling	-	-	-	-	-	-	-
AVCB (if used)	-	-	-	-	-	-	-
Total	-	-	-	-	-	-	-
City of Kingsford Precinct 2							
Polling	-	-	-	-	-	-	-
AVCB (if used)	-	-	-	-	-	-	-
Total	-	-	-	-	-	-	-
City of Norway Precinct 1							

Statement of Votes Cast
Dickinson County, MI
August 2, 2016
Primary Election
SOVC For Jurisdiction Wide, All Counters, All Races

	Waucedah Road Millage						
	Reg. Voters	Times Counted	Total Votes	YES		NO	
Polling	-	-	-	-	-	-	-
AVCB (if used)	-	-	-	-	-	-	-
Total	-	-	-	-	-	-	-
Felch Township Precinct 1							
Polling	-	-	-	-	-	-	-
AVCB (if used)	-	-	-	-	-	-	-
Total	-	-	-	-	-	-	-
Norway Township Precinct 1							
Polling	-	-	-	-	-	-	-
AVCB (if used)	-	-	-	-	-	-	-
Total	-	-	-	-	-	-	-
Sagola Township Precinct 1							
Polling	-	-	-	-	-	-	-
AVCB (if used)	-	-	-	-	-	-	-
Total	-	-	-	-	-	-	-
Sagola Township Precinct 2							
Polling	-	-	-	-	-	-	-
AVCB (if used)	-	-	-	-	-	-	-
Total	-	-	-	-	-	-	-
Waucedah Township Precinct 1							
Polling	0	281	250	143	57.20%	107	42.80%
AVCB (if used)	0	0	0	0	-	0	-
Total	0	281	250	143	57.20%	107	42.80%
West Branch Township Precinct 1							
Polling	-	-	-	-	-	-	-
AVCB (if used)	-	-	-	-	-	-	-
Total	-	-	-	-	-	-	-
Total							
Polling	0	281	250	143	57.20%	107	42.80%
AVCB (if used)	0	0	0	0	-	0	-
Total	0	281	250	143	57.20%	107	42.80%

Statement of Votes Cast
Dickinson County, MI
August 2, 2016
Primary Election
SOVC For Jurisdiction Wide, All Counters, All Races

	Felch 1 Precinct Delegate				Norway Twp Precinct Delegate							Sagola 1 Precinct Delegate				
	Reg. Voters	Times Counted	Total Votes	Write-In Votes	Reg. Voters	Times Counted	Total Votes	Pete Schlitt (REP)	Ann M. Stedman (REP)	Ed Stedman (REP)	Write-In Votes	Reg. Voters	Times Counted	Total Votes	Wallace Townsend (REP)	Write-In Votes
Jurisdiction Wide																
Breen Township Precinct 1																
Polling	-	-	-	-	-	-	-	-	-	-	-	-	-	-	-	-
AVCB (if used)	-	-	-	-	-	-	-	-	-	-	-	-	-	-	-	-
Total	-	-	-	-	-	-	-	-	-	-	-	-	-	-	-	-
Breitung Township Precinct 1																
Polling	-	-	-	-	-	-	-	-	-	-	-	-	-	-	-	-
AVCB (if used)	-	-	-	-	-	-	-	-	-	-	-	-	-	-	-	-
Total	-	-	-	-	-	-	-	-	-	-	-	-	-	-	-	-
Breitung Township Precinct 2																
Polling	-	-	-	-	-	-	-	-	-	-	-	-	-	-	-	-
AVCB (if used)	-	-	-	-	-	-	-	-	-	-	-	-	-	-	-	-
Total	-	-	-	-	-	-	-	-	-	-	-	-	-	-	-	-
Breitung Township Precinct 3																
Polling	-	-	-	-	-	-	-	-	-	-	-	-	-	-	-	-
AVCB (if used)	-	-	-	-	-	-	-	-	-	-	-	-	-	-	-	-
Total	-	-	-	-	-	-	-	-	-	-	-	-	-	-	-	-
City of Iron Mountain Precinct 1																
Polling	-	-	-	-	-	-	-	-	-	-	-	-	-	-	-	-
AVCB (if used)	-	-	-	-	-	-	-	-	-	-	-	-	-	-	-	-
Total	-	-	-	-	-	-	-	-	-	-	-	-	-	-	-	-
City of Iron Mountain Precinct 2																
Polling	-	-	-	-	-	-	-	-	-	-	-	-	-	-	-	-
AVCB (if used)	-	-	-	-	-	-	-	-	-	-	-	-	-	-	-	-
Total	-	-	-	-	-	-	-	-	-	-	-	-	-	-	-	-
City of Iron Mountain Precinct 3																
Polling	-	-	-	-	-	-	-	-	-	-	-	-	-	-	-	-
AVCB (if used)	-	-	-	-	-	-	-	-	-	-	-	-	-	-	-	-
Total	-	-	-	-	-	-	-	-	-	-	-	-	-	-	-	-
City of Kingsford Precinct 1																
Polling	-	-	-	-	-	-	-	-	-	-	-	-	-	-	-	-
AVCB (if used)	-	-	-	-	-	-	-	-	-	-	-	-	-	-	-	-
Total	-	-	-	-	-	-	-	-	-	-	-	-	-	-	-	-
City of Kingsford Precinct 2																
Polling	-	-	-	-	-	-	-	-	-	-	-	-	-	-	-	-
AVCB (if used)	-	-	-	-	-	-	-	-	-	-	-	-	-	-	-	-
Total	-	-	-	-	-	-	-	-	-	-	-	-	-	-	-	-
City of Norway Precinct 1																

Statement of Votes Cast
Dickinson County, MI
August 2, 2016
Primary Election
SOVC For Jurisdiction Wide, All Counters, All Races

	TURN OUT			Congress										
	Reg. Voters	Cards Cast	% Turnout	Reg. Voters	Times Counted	Total Votes	Jason Allen (REP)		Jack Bergman (REP)		Tom Casperson (REP)		Write-In Votes	
Jurisdiction Wide														
Breen Township Precinct 1														
Polling	0	189	-	0	189	160	5	3.13%	27	16.88%	127	79.38%	1	0.63%
AVCB (if used)	0	0	-	0	0	0	0	-	0	-	0	-	0	-
Total	0	189	-	0	189	160	5	3.13%	27	16.88%	127	79.38%	1	0.63%
Breitung Township Precinct 1														
Polling	0	396	-	0	396	274	30	10.95%	97	35.40%	147	53.65%	0	0.00%
AVCB (if used)	0	117	-	0	117	76	7	9.21%	12	15.79%	57	75.00%	0	0.00%
Total	0	513	-	0	513	350	37	10.57%	109	31.14%	204	58.29%	0	0.00%
Breitung Township Precinct 2														
Polling	0	317	-	0	317	217	15	6.91%	82	37.79%	120	55.30%	0	0.00%
AVCB (if used)	0	63	-	0	63	45	2	4.44%	17	37.78%	26	57.78%	0	0.00%
Total	0	380	-	0	380	262	17	6.49%	99	37.79%	146	55.73%	0	0.00%
Breitung Township Precinct 3														
Polling	0	472	-	0	472	301	25	8.31%	117	38.87%	159	52.82%	0	0.00%
AVCB (if used)	0	180	-	0	180	101	5	4.95%	24	23.76%	72	71.29%	0	0.00%
Total	0	652	-	0	652	402	30	7.46%	141	35.07%	231	57.46%	0	0.00%
City of Iron Mountain Precinct 1														
Polling	0	417	-	0	417	243	11	4.53%	89	36.63%	143	58.85%	0	0.00%
AVCB (if used)	0	90	-	0	90	47	2	4.26%	8	17.02%	37	78.72%	0	0.00%
Total	0	507	-	0	507	290	13	4.48%	97	33.45%	180	62.07%	0	0.00%
City of Iron Mountain Precinct 2														
Polling	0	428	-	0	428	238	16	6.72%	81	34.03%	141	59.24%	0	0.00%
AVCB (if used)	0	45	-	0	45	25	1	4.00%	6	24.00%	18	72.00%	0	0.00%
Total	0	473	-	0	473	263	17	6.46%	87	33.08%	159	60.46%	0	0.00%
City of Iron Mountain Precinct 3														
Polling	0	426	-	0	426	251	22	8.76%	91	36.25%	138	54.98%	0	0.00%
AVCB (if used)	0	62	-	0	62	39	2	5.13%	8	20.51%	29	74.36%	0	0.00%
Total	0	488	-	0	488	290	24	8.28%	99	34.14%	167	57.59%	0	0.00%
City of Kingsford Precinct 1														
Polling	0	330	-	0	330	186	20	10.75%	52	27.96%	114	61.29%	0	0.00%
AVCB (if used)	0	85	-	0	85	48	4	8.33%	11	22.92%	33	68.75%	0	0.00%
Total	0	415	-	0	415	234	24	10.26%	63	26.92%	147	62.82%	0	0.00%
City of Kingsford Precinct 2														
Polling	0	450	-	0	450	280	25	8.93%	96	34.29%	159	56.79%	0	0.00%
AVCB (if used)	0	93	-	0	93	42	4	9.52%	9	21.43%	29	69.05%	0	0.00%
Total	0	543	-	0	543	322	29	9.01%	105	32.61%	188	58.39%	0	0.00%
City of Norway Precinct 1														

Statement of Votes Cast
Dickinson County, MI
August 2, 2016
Primary Election
SOVC For Jurisdiction Wide, All Counters, All Races

	TURN OUT			Congress											
	Reg. Voters	Cards Cast	% Turnout	Reg. Voters	Times Counted	Total Votes	Jason Allen (REP)		Jack Bergman (REP)		Tom Casperson (REP)		Write-In Votes	
Polling	0	443	-	0	443	240	17	7.08%	72	30.00%	150	62.50%	1	0.42%
AVCB (if used)	0	48	-	0	48	21	4	19.05%	3	14.29%	14	66.67%	0	0.00%
Total	0	491	-	0	491	261	21	8.05%	75	28.74%	164	62.84%	1	0.38%
Felch Township Precinct 1														
Polling	0	179	-	0	179	129	1	0.78%	22	17.05%	106	82.17%	0	0.00%
AVCB (if used)	0	0	-	0	0	0	0	-	0	-	0	-	0	-
Total	0	179	-	0	179	129	1	0.78%	22	17.05%	106	82.17%	0	0.00%
Norway Township Precinct 1														
Polling	0	322	-	0	322	162	19	11.73%	36	22.22%	107	66.05%	0	0.00%
AVCB (if used)	0	83	-	0	83	30	1	3.33%	5	16.67%	24	80.00%	0	0.00%
Total	0	405	-	0	405	192	20	10.42%	41	21.35%	131	68.23%	0	0.00%
Sagola Township Precinct 1														
Polling	0	213	-	0	213	156	9	5.77%	49	31.41%	97	62.18%	1	0.64%
AVCB (if used)	0	0	-	0	0	0	0	-	0	-	0	-	0	-
Total	0	213	-	0	213	156	9	5.77%	49	31.41%	97	62.18%	1	0.64%
Sagola Township Precinct 2														
Polling	0	91	-	0	91	67	7	10.45%	15	22.39%	45	67.16%	0	0.00%
AVCB (if used)	0	0	-	0	0	0	0	-	0	-	0	-	0	-
Total	0	91	-	0	91	67	7	10.45%	15	22.39%	45	67.16%	0	0.00%
Waucedah Township Precinct 1														
Polling	0	281	-	0	281	147	10	6.80%	38	25.85%	99	67.35%	0	0.00%
AVCB (if used)	0	0	-	0	0	0	0	-	0	-	0	-	0	-
Total	0	281	-	0	281	147	10	6.80%	38	25.85%	99	67.35%	0	0.00%
West Branch Township Precinct 1														
Polling	0	18	-	0	18	3	0	0.00%	1	33.33%	2	66.67%	0	0.00%
AVCB (if used)	0	0	-	0	0	0	0	-	0	-	0	-	0	-
Total	0	18	-	0	18	3	0	0.00%	1	33.33%	2	66.67%	0	0.00%
Total														
Polling	0	4972	-	0	4972	3054	232	7.60%	965	31.60%	1854	60.71%	3	0.10%
AVCB (if used)	0	866	-	0	866	474	32	6.75%	103	21.73%	339	71.52%	0	0.00%
Total	0	5838	-	0	5838	3528	264	7.48%	1068	30.27%	2193	62.16%	3	0.09%

Statement of Votes Cast
Dickinson County, MI
August 2, 2016
Primary Election
SOVC For Jurisdiction Wide, All Counters, All Races

	Representative										Prosecuting Attorney									
	Reg. Voters	Times Counted	Total Votes	Alan Arcand (REP)		Beau Matthew LaFave (REP)		Darryl Shann (REP)		Write-In Votes		Reg. Voters	Times Counted	Total Votes	Lisa Richards (REP)		Write-In Votes	
Jurisdiction Wide																		
Breen Township Precinct 1																		
Polling	0	189	146	86	58.90%	46	31.51%	13	8.90%	1	0.68%	0	189	111	111	100.00%	0	0.00%
AVCB (if used)	0	0	0	0	-	0	-	0	-	0	-	0	0	0	0	-	0	-
Total	0	189	146	86	58.90%	46	31.51%	13	8.90%	1	0.68%	0	189	111	111	100.00%	0	0.00%
Breitung Township Precinct 1																		
Polling	0	396	270	107	39.63%	120	44.44%	43	15.93%	0	0.00%	0	396	205	203	99.02%	2	0.98%
AVCB (if used)	0	117	72	29	40.28%	32	44.44%	11	15.28%	0	0.00%	0	117	64	64	100.00%	0	0.00%
Total	0	513	342	136	39.77%	152	44.44%	54	15.79%	0	0.00%	0	513	269	267	99.26%	2	0.74%
Breitung Township Precinct 2																		
Polling	0	317	215	109	50.70%	84	39.07%	22	10.23%	0	0.00%	0	317	178	177	99.44%	1	0.56%
AVCB (if used)	0	63	43	19	44.19%	21	48.84%	3	6.98%	0	0.00%	0	63	40	40	100.00%	0	0.00%
Total	0	380	258	128	49.61%	105	40.70%	25	9.69%	0	0.00%	0	380	218	217	99.54%	1	0.46%
Breitung Township Precinct 3																		
Polling	0	472	303	143	47.19%	136	44.88%	24	7.92%	0	0.00%	0	472	259	257	99.23%	2	0.77%
AVCB (if used)	0	180	94	41	43.62%	48	51.06%	5	5.32%	0	0.00%	0	180	85	85	100.00%	0	0.00%
Total	0	652	397	184	46.35%	184	46.35%	29	7.30%	0	0.00%	0	652	344	342	99.42%	2	0.58%
City of Iron Mountain Precinct 1																		
Polling	0	417	242	102	42.15%	107	44.21%	33	13.64%	0	0.00%	0	417	202	200	99.01%	2	0.99%
AVCB (if used)	0	90	44	17	38.64%	19	43.18%	8	18.18%	0	0.00%	0	90	35	34	97.14%	1	2.86%
Total	0	507	286	119	41.61%	126	44.06%	41	14.34%	0	0.00%	0	507	237	234	98.73%	3	1.27%
City of Iron Mountain Precinct 2																		
Polling	0	428	236	105	44.49%	111	47.03%	20	8.47%	0	0.00%	0	428	202	200	99.01%	2	0.99%
AVCB (if used)	0	45	25	13	52.00%	6	24.00%	6	24.00%	0	0.00%	0	45	21	21	100.00%	0	0.00%
Total	0	473	261	118	45.21%	117	44.83%	26	9.96%	0	0.00%	0	473	223	221	99.10%	2	0.90%
City of Iron Mountain Precinct 3																		
Polling	0	426	243	106	43.62%	120	49.38%	17	7.00%	0	0.00%	0	426	216	215	99.54%	1	0.46%
AVCB (if used)	0	62	37	22	59.46%	12	32.43%	3	8.11%	0	0.00%	0	62	31	31	100.00%	0	0.00%
Total	0	488	280	128	45.71%	132	47.14%	20	7.14%	0	0.00%	0	488	247	246	99.60%	1	0.40%
City of Kingsford Precinct 1																		
Polling	0	330	187	74	39.57%	96	51.34%	17	9.09%	0	0.00%	0	330	161	160	99.38%	1	0.62%
AVCB (if used)	0	85	48	31	64.58%	16	33.33%	1	2.08%	0	0.00%	0	85	42	42	100.00%	0	0.00%
Total	0	415	235	105	44.68%	112	47.66%	18	7.66%	0	0.00%	0	415	203	202	99.51%	1	0.49%
City of Kingsford Precinct 2																		
Polling	0	450	283	99	34.98%	156	55.12%	28	9.89%	0	0.00%	0	450	251	250	99.60%	1	0.40%
AVCB (if used)	0	93	41	6	14.63%	26	63.41%	9	21.95%	0	0.00%	0	93	39	38	97.44%	1	2.56%
Total	0	543	324	105	32.41%	182	56.17%	37	11.42%	0	0.00%	0	543	290	288	99.31%	2	0.69%
City of Norway Precinct 1																		

Statement of Votes Cast
Dickinson County, MI
August 2, 2016
Primary Election
SOVC For Jurisdiction Wide, All Counters, All Races

	Representative												Prosecuting Attorney									
	Reg. Voters	Times Counted	Total Votes	Alan Arcand (REP)		Beau Matthew LaFave (REP)		Darryl Shann (REP)		Write-In Votes			Reg. Voters	Times Counted	Total Votes	Lisa Richards (REP)		Write-In Votes				
Polling	0	443	237	120	50.63%	93	39.24%	23	9.70%	1	0.42%		0	443	204	203	99.51%	1	0.49%			
AVCB (if used)	0	48	22	7	31.82%	12	54.55%	3	13.64%	0	0.00%		0	48	14	14	100.00%	0	0.00%			
Total	0	491	259	127	49.03%	105	40.54%	26	10.04%	1	0.39%		0	491	218	217	99.54%	1	0.46%			
Felch Township Precinct 1																						
Polling	0	179	115	63	54.78%	39	33.91%	13	11.30%	0	0.00%		0	179	104	104	100.00%	0	0.00%			
AVCB (if used)	0	0	0	0	-	0	-	0	-	0	-		0	0	0	0	-	0	-			
Total	0	179	115	63	54.78%	39	33.91%	13	11.30%	0	0.00%		0	179	104	104	100.00%	0	0.00%			
Norway Township Precinct 1																						
Polling	0	322	153	86	56.21%	50	32.68%	17	11.11%	0	0.00%		0	322	136	136	100.00%	0	0.00%			
AVCB (if used)	0	83	26	12	46.15%	9	34.62%	4	15.38%	1	3.85%		0	83	26	26	100.00%	0	0.00%			
Total	0	405	179	98	54.75%	59	32.96%	21	11.73%	1	0.56%		0	405	162	162	100.00%	0	0.00%			
Sagola Township Precinct 1																						
Polling	0	213	145	75	51.72%	52	35.86%	18	12.41%	0	0.00%		0	213	117	117	100.00%	0	0.00%			
AVCB (if used)	0	0	0	0	-	0	-	0	-	0	-		0	0	0	0	-	0	-			
Total	0	213	145	75	51.72%	52	35.86%	18	12.41%	0	0.00%		0	213	117	117	100.00%	0	0.00%			
Sagola Township Precinct 2																						
Polling	0	91	65	40	61.54%	22	33.85%	3	4.62%	0	0.00%		0	91	51	51	100.00%	0	0.00%			
AVCB (if used)	0	0	0	0	-	0	-	0	-	0	-		0	0	0	0	-	0	-			
Total	0	91	65	40	61.54%	22	33.85%	3	4.62%	0	0.00%		0	91	51	51	100.00%	0	0.00%			
Waucedah Township Precinct 1																						
Polling	0	281	140	81	57.86%	43	30.71%	16	11.43%	0	0.00%		0	281	129	129	100.00%	0	0.00%			
AVCB (if used)	0	0	0	0	-	0	-	0	-	0	-		0	0	0	0	-	0	-			
Total	0	281	140	81	57.86%	43	30.71%	16	11.43%	0	0.00%		0	281	129	129	100.00%	0	0.00%			
West Branch Township Precinct 1																						
Polling	0	18	3	0	0.00%	2	66.67%	1	33.33%	0	0.00%		0	18	2	2	100.00%	0	0.00%			
AVCB (if used)	0	0	0	0	-	0	-	0	-	0	-		0	0	0	0	-	0	-			
Total	0	18	3	0	0.00%	2	66.67%	1	33.33%	0	0.00%		0	18	2	2	100.00%	0	0.00%			
Total																						
Polling	0	4972	2983	1396	46.80%	1277	42.81%	308	10.33%	2	0.07%		0	4972	2528	2515	99.49%	13	0.51%			
AVCB (if used)	0	866	452	197	43.58%	201	44.47%	53	11.73%	1	0.22%		0	866	397	395	99.50%	2	0.50%			
Total	0	5838	3435	1593	46.38%	1478	43.03%	361	10.51%	3	0.09%		0	5838	2925	2910	99.49%	15	0.51%			

Statement of Votes Cast
Dickinson County, MI
August 2, 2016
Primary Election
SOVC For Jurisdiction Wide, All Counters, All Races

	Dem Congress									Dem Representative										Dem Prosecutin Attorney					
	Reg. Voters	Times Counted	Total Votes	Jerry Cannon (DEM)		Lon Johnson (DEM)		Write-In Votes		Reg. Voters	Times Counted	Total Votes	Scott A. Celello (DEM)		Dana Dziedzic (DEM)		Write-In Votes			Reg. Voters	Times Counted	Total Votes	Write-In Votes		
Jurisdiction Wide																									
Breen Township Precinct 1																									
Polling	0	189	17	7	41.18%	10	58.82%	0	0.00%	0	189	20	17	85.00%	3	15.00%	0	0.00%		0	189	1	1	100.00%
AVCB (if used)	0	0	0	0	-	0	-	0	-	0	0	0	0	-	0	-	0	-		0	0	0	0	-
Total	0	189	17	7	41.18%	10	58.82%	0	0.00%	0	189	20	17	85.00%	3	15.00%	0	0.00%		0	189	1	1	100.00%
Breitung Township Precinct 1																									
Polling	0	396	77	33	42.86%	44	57.14%	0	0.00%	0	396	93	84	90.32%	9	9.68%	0	0.00%		0	396	5	5	100.00%
AVCB (if used)	0	117	18	4	22.22%	14	77.78%	0	0.00%	0	117	26	24	92.31%	2	7.69%	0	0.00%		0	117	3	3	100.00%
Total	0	513	95	37	38.95%	58	61.05%	0	0.00%	0	513	119	108	90.76%	11	9.24%	0	0.00%		0	513	8	8	100.00%
Breitung Township Precinct 2																									
Polling	0	317	79	25	31.65%	54	68.35%	0	0.00%	0	317	89	80	89.89%	9	10.11%	0	0.00%		0	317	5	5	100.00%
AVCB (if used)	0	63	10	4	40.00%	6	60.00%	0	0.00%	0	63	11	11	100.00%	0	0.00%	0	0.00%		0	63	0	0	-
Total	0	380	89	29	32.58%	60	67.42%	0	0.00%	0	380	100	91	91.00%	9	9.00%	0	0.00%		0	380	5	5	100.00%
Breitung Township Precinct 3																									
Polling	0	472	123	46	37.40%	77	62.60%	0	0.00%	0	472	139	127	91.37%	12	8.63%	0	0.00%		0	472	9	9	100.00%
AVCB (if used)	0	180	48	17	35.42%	31	64.58%	0	0.00%	0	180	58	57	98.28%	1	1.72%	0	0.00%		0	180	4	4	100.00%
Total	0	652	171	63	36.84%	108	63.16%	0	0.00%	0	652	197	184	93.40%	13	6.60%	0	0.00%		0	652	13	13	100.00%
City of Iron Mountain Precinct 1																									
Polling	0	417	150	58	38.67%	92	61.33%	0	0.00%	0	417	168	152	90.48%	16	9.52%	0	0.00%		0	417	18	18	100.00%
AVCB (if used)	0	90	27	8	29.63%	19	70.37%	0	0.00%	0	90	36	30	83.33%	6	16.67%	0	0.00%		0	90	1	1	100.00%
Total	0	507	177	66	37.29%	111	62.71%	0	0.00%	0	507	204	182	89.22%	22	10.78%	0	0.00%		0	507	19	19	100.00%
City of Iron Mountain Precinct 2																									
Polling	0	428	157	49	31.21%	105	66.88%	3	1.91%	0	428	177	158	89.27%	19	10.73%	0	0.00%		0	428	5	5	100.00%
AVCB (if used)	0	45	17	4	23.53%	13	76.47%	0	0.00%	0	45	18	17	94.44%	1	5.56%	0	0.00%		0	45	0	0	-
Total	0	473	174	53	30.46%	118	67.82%	3	1.72%	0	473	195	175	89.74%	20	10.26%	0	0.00%		0	473	5	5	100.00%
City of Iron Mountain Precinct 3																									
Polling	0	426	148	53	35.81%	94	63.51%	1	0.68%	0	426	166	148	89.16%	18	10.84%	0	0.00%		0	426	12	12	100.00%
AVCB (if used)	0	62	22	8	36.36%	14	63.64%	0	0.00%	0	62	22	20	90.91%	1	4.55%	1	4.55%		0	62	3	3	100.00%
Total	0	488	170	61	35.88%	108	63.53%	1	0.59%	0	488	188	168	89.36%	19	10.11%	1	0.53%		0	488	15	15	100.00%
City of Kingsford Precinct 1																									
Polling	0	330	108	36	33.33%	71	65.74%	1	0.93%	0	330	122	111	90.98%	11	9.02%	0	0.00%		0	330	4	4	100.00%
AVCB (if used)	0	85	25	9	36.00%	16	64.00%	0	0.00%	0	85	28	27	96.43%	1	3.57%	0	0.00%		0	85	0	0	-
Total	0	415	133	45	33.83%	87	65.41%	1	0.75%	0	415	150	138	92.00%	12	8.00%	0	0.00%		0	415	4	4	100.00%
City of Kingsford Precinct 2																									
Polling	0	450	127	49	38.58%	78	61.42%	0	0.00%	0	450	150	123	82.00%	27	18.00%	0	0.00%		0	450	11	11	100.00%
AVCB (if used)	0	93	40	19	47.50%	21	52.50%	0	0.00%	0	93	41	39	95.12%	2	4.88%	0	0.00%		0	93	1	1	100.00%
Total	0	543	167	68	40.72%	99	59.28%	0	0.00%	0	543	191	162	84.82%	29	15.18%	0	0.00%		0	543	12	12	100.00%
City of Norway Precinct 1																									

Statement of Votes Cast
Dickinson County, MI
August 2, 2016
Primary Election
SOVC For Jurisdiction Wide, All Counters, All Races

	Dem Congress									Dem Representative										Dem Prosecutin Attorney									
	Reg. Voters	Times Counted	Total Votes	Jerry Cannon (DEM)		Lon Johnson (DEM)		Write-In Votes		Reg. Voters	Times Counted	Total Votes	Scott A. Celello (DEM)		Dana Dziedzic (DEM)		Write-In Votes			Reg. Voters	Times Counted	Total Votes	Write-In Votes						
Polling	0	443	175	58	33.14%	116	66.29%	1	0.57%	0	443	194	155	79.90%	39	20.10%	0	0.00%		0	443	12	12	100.00%					
AVCB (if used)	0	48	20	10	50.00%	10	50.00%	0	0.00%	0	48	23	22	95.65%	1	4.35%	0	0.00%		0	48	0	0	-					
Total	0	491	195	68	34.87%	126	64.62%	1	0.51%	0	491	217	177	81.57%	40	18.43%	0	0.00%		0	491	12	12	100.00%					
Felch Township Precinct 1																													
Polling	0	179	34	10	29.41%	24	70.59%	0	0.00%	0	179	38	31	81.58%	7	18.42%	0	0.00%		0	179	1	1	100.00%					
AVCB (if used)	0	0	0	0	-	0	-	0	-	0	0	0	0	-	0	-	0	-		0	0	0	0	-					
Total	0	179	34	10	29.41%	24	70.59%	0	0.00%	0	179	38	31	81.58%	7	18.42%	0	0.00%		0	179	1	1	100.00%					
Norway Township Precinct 1																													
Polling	0	322	126	39	30.95%	87	69.05%	0	0.00%	0	322	138	107	77.54%	31	22.46%	0	0.00%		0	322	9	9	100.00%					
AVCB (if used)	0	83	35	23	65.71%	12	34.29%	0	0.00%	0	83	47	40	85.11%	7	14.89%	0	0.00%		0	83	0	0	-					
Total	0	405	161	62	38.51%	99	61.49%	0	0.00%	0	405	185	147	79.46%	38	20.54%	0	0.00%		0	405	9	9	100.00%					
Sagola Township Precinct 1																													
Polling	0	213	40	16	40.00%	24	60.00%	0	0.00%	0	213	44	36	81.82%	8	18.18%	0	0.00%		0	213	2	2	100.00%					
AVCB (if used)	0	0	0	0	-	0	-	0	-	0	0	0	0	-	0	-	0	-		0	0	0	0	-					
Total	0	213	40	16	40.00%	24	60.00%	0	0.00%	0	213	44	36	81.82%	8	18.18%	0	0.00%		0	213	2	2	100.00%					
Sagola Township Precinct 2																													
Polling	0	91	18	3	16.67%	15	83.33%	0	0.00%	0	91	22	22	100.00%	0	0.00%	0	0.00%		0	91	1	1	100.00%					
AVCB (if used)	0	0	0	0	-	0	-	0	-	0	0	0	0	-	0	-	0	-		0	0	0	0	-					
Total	0	91	18	3	16.67%	15	83.33%	0	0.00%	0	91	22	22	100.00%	0	0.00%	0	0.00%		0	91	1	1	100.00%					
Waucedah Township Precinct 1																													
Polling	0	281	98	40	40.82%	58	59.18%	0	0.00%	0	281	117	80	68.38%	37	31.62%	0	0.00%		0	281	4	4	100.00%					
AVCB (if used)	0	0	0	0	-	0	-	0	-	0	0	0	0	-	0	-	0	-		0	0	0	0	-					
Total	0	281	98	40	40.82%	58	59.18%	0	0.00%	0	281	117	80	68.38%	37	31.62%	0	0.00%		0	281	4	4	100.00%					
West Branch Township Precinct 1																													
Polling	0	18	11	3	27.27%	8	72.73%	0	0.00%	0	18	11	11	100.00%	0	0.00%	0	0.00%		0	18	0	0	-					
AVCB (if used)	0	0	0	0	-	0	-	0	-	0	0	0	0	-	0	-	0	-		0	0	0	0	-					
Total	0	18	11	3	27.27%	8	72.73%	0	0.00%	0	18	11	11	100.00%	0	0.00%	0	0.00%		0	18	0	0	-					
Total																													
Polling	0	4972	1488	525	35.28%	957	64.31%	6	0.40%	0	4972	1688	1442	85.43%	246	14.57%	0	0.00%		0	4972	99	99	100.00%					
AVCB (if used)	0	866	262	106	40.46%	156	59.54%	0	0.00%	0	866	310	287	92.58%	22	7.10%	1	0.32%		0	866	12	12	100.00%					
Total	0	5838	1750	631	36.06%	1113	63.60%	6	0.34%	0	5838	1998	1729	86.54%	268	13.41%	1	0.05%		0	5838	111	111	100.00%					

Statement of Votes Cast
Dickinson County, MI
August 2, 2016
Primary Election
SOVC For Jurisdiction Wide, All Counters, All Races

	Sheriff								County Clerk/Register of Deeds								County Treasurer							
	Reg. Voters	Times Counted	Total Votes	Steve Mulka (REP)		Write-In Votes			Reg. Voters	Times Counted	Total Votes	Write-In Votes					Reg. Voters	Times Counted	Total Votes	Lorna Carey (REP)		Write-In Votes		
Jurisdiction Wide																								
Breen Township Precinct 1																								
Polling	0	189	88	87	98.86%	1	1.14%		0	189	0	0	-				0	189	108	108	100.00%	0	0.00%	
AVCB (if used)	0	0	0	0	-	0	-		0	0	0	0	-				0	0	0	0	-	0	-	
Total	0	189	88	87	98.86%	1	1.14%		0	189	0	0	-				0	189	108	108	100.00%	0	0.00%	
Breitung Township Precinct 1																								
Polling	0	396	184	178	96.74%	6	3.26%		0	396	12	12	100.00%				0	396	190	185	97.37%	5	2.63%	
AVCB (if used)	0	117	52	51	98.08%	1	1.92%		0	117	0	0	-				0	117	62	62	100.00%	0	0.00%	
Total	0	513	236	229	97.03%	7	2.97%		0	513	12	12	100.00%				0	513	252	247	98.02%	5	1.98%	
Breitung Township Precinct 2																								
Polling	0	317	155	152	98.06%	3	1.94%		0	317	7	7	100.00%				0	317	156	156	100.00%	0	0.00%	
AVCB (if used)	0	63	18	18	100.00%	0	0.00%		0	63	0	0	-				0	63	24	24	100.00%	0	0.00%	
Total	0	380	173	170	98.27%	3	1.73%		0	380	7	7	100.00%				0	380	180	180	100.00%	0	0.00%	
Breitung Township Precinct 3																								
Polling	0	472	211	210	99.53%	1	0.47%		0	472	19	19	100.00%				0	472	215	213	99.07%	2	0.93%	
AVCB (if used)	0	180	77	77	100.00%	0	0.00%		0	180	2	2	100.00%				0	180	81	81	100.00%	0	0.00%	
Total	0	652	288	287	99.65%	1	0.35%		0	652	21	21	100.00%				0	652	296	294	99.32%	2	0.68%	
City of Iron Mountain Precinct 1																								
Polling	0	417	180	174	96.67%	6	3.33%		0	417	6	6	100.00%				0	417	178	178	100.00%	0	0.00%	
AVCB (if used)	0	90	36	36	100.00%	0	0.00%		0	90	1	1	100.00%				0	90	34	34	100.00%	0	0.00%	
Total	0	507	216	210	97.22%	6	2.78%		0	507	7	7	100.00%				0	507	212	212	100.00%	0	0.00%	
City of Iron Mountain Precinct 2																								
Polling	0	428	168	167	99.40%	1	0.60%		0	428	11	11	100.00%				0	428	172	172	100.00%	0	0.00%	
AVCB (if used)	0	45	17	17	100.00%	0	0.00%		0	45	0	0	-				0	45	19	19	100.00%	0	0.00%	
Total	0	473	185	184	99.46%	1	0.54%		0	473	11	11	100.00%				0	473	191	191	100.00%	0	0.00%	
City of Iron Mountain Precinct 3																								
Polling	0	426	184	180	97.83%	4	2.17%		0	426	15	15	100.00%				0	426	192	189	98.44%	3	1.56%	
AVCB (if used)	0	62	26	25	96.15%	1	3.85%		0	62	0	0	-				0	62	30	30	100.00%	0	0.00%	
Total	0	488	210	205	97.62%	5	2.38%		0	488	15	15	100.00%				0	488	222	219	98.65%	3	1.35%	
City of Kingsford Precinct 1																								
Polling	0	330	135	130	96.30%	5	3.70%		0	330	9	9	100.00%				0	330	148	146	98.65%	2	1.35%	
AVCB (if used)	0	85	37	37	100.00%	0	0.00%		0	85	1	1	100.00%				0	85	40	39	97.50%	1	2.50%	
Total	0	415	172	167	97.09%	5	2.91%		0	415	10	10	100.00%				0	415	188	185	98.40%	3	1.60%	
City of Kingsford Precinct 2																								
Polling	0	450	204	201	98.53%	3	1.47%		0	450	10	10	100.00%				0	450	236	236	100.00%	0	0.00%	
AVCB (if used)	0	93	33	33	100.00%	0	0.00%		0	93	2	2	100.00%				0	93	37	37	100.00%	0	0.00%	
Total	0	543	237	234	98.73%	3	1.27%		0	543	12	12	100.00%				0	543	273	273	100.00%	0	0.00%	
City of Norway Precinct 1																								

Statement of Votes Cast
Dickinson County, MI
August 2, 2016
Primary Election
SOVC For Jurisdiction Wide, All Counters, All Races

	Sheriff								County Clerk/Register of Deeds								County Treasurer							
	Reg. Voters	Times Counted	Total Votes	Steve Mulka (REP)		Write-In Votes			Reg. Voters	Times Counted	Total Votes	Write-In Votes					Reg. Voters	Times Counted	Total Votes	Lorna Carey (REP)		Write-In Votes		
Polling	0	443	163	159	97.55%	4	2.45%		0	443	11	11	100.00%				0	443	174	172	98.85%	2	1.15%	
AVCB (if used)	0	48	15	15	100.00%	0	0.00%		0	48	0	0	-				0	48	15	15	100.00%	0	0.00%	
Total	0	491	178	174	97.75%	4	2.25%		0	491	11	11	100.00%				0	491	189	187	98.94%	2	1.06%	
Felch Township Precinct 1																								
Polling	0	179	85	85	100.00%	0	0.00%		0	179	4	4	100.00%				0	179	98	98	100.00%	0	0.00%	
AVCB (if used)	0	0	0	0	-	0	-		0	0	0	0	-				0	0	0	0	-	0	-	
Total	0	179	85	85	100.00%	0	0.00%		0	179	4	4	100.00%				0	179	98	98	100.00%	0	0.00%	
Norway Township Precinct 1																								
Polling	0	322	119	117	98.32%	2	1.68%		0	322	7	7	100.00%				0	322	127	125	98.43%	2	1.57%	
AVCB (if used)	0	83	18	18	100.00%	0	0.00%		0	83	0	0	-				0	83	18	18	100.00%	0	0.00%	
Total	0	405	137	135	98.54%	2	1.46%		0	405	7	7	100.00%				0	405	145	143	98.62%	2	1.38%	
Sagola Township Precinct 1																								
Polling	0	213	102	102	100.00%	0	0.00%		0	213	4	4	100.00%				0	213	125	125	100.00%	0	0.00%	
AVCB (if used)	0	0	0	0	-	0	-		0	0	0	0	-				0	0	0	0	-	0	-	
Total	0	213	102	102	100.00%	0	0.00%		0	213	4	4	100.00%				0	213	125	125	100.00%	0	0.00%	
Sagola Township Precinct 2																								
Polling	0	91	43	43	100.00%	0	0.00%		0	91	1	1	100.00%				0	91	48	48	100.00%	0	0.00%	
AVCB (if used)	0	0	0	0	-	0	-		0	0	0	0	-				0	0	0	0	-	0	-	
Total	0	91	43	43	100.00%	0	0.00%		0	91	1	1	100.00%				0	91	48	48	100.00%	0	0.00%	
Waucedah Township Precinct 1																								
Polling	0	281	107	107	100.00%	0	0.00%		0	281	3	3	100.00%				0	281	109	109	100.00%	0	0.00%	
AVCB (if used)	0	0	0	0	-	0	-		0	0	0	0	-				0	0	0	0	-	0	-	
Total	0	281	107	107	100.00%	0	0.00%		0	281	3	3	100.00%				0	281	109	109	100.00%	0	0.00%	
West Branch Township Precinct 1																								
Polling	0	18	2	2	100.00%	0	0.00%		0	18	1	1	100.00%				0	18	3	3	100.00%	0	0.00%	
AVCB (if used)	0	0	0	0	-	0	-		0	0	0	0	-				0	0	0	0	-	0	-	
Total	0	18	2	2	100.00%	0	0.00%		0	18	1	1	100.00%				0	18	3	3	100.00%	0	0.00%	
Total																								
Polling	0	4972	2130	2094	98.31%	36	1.69%		0	4972	120	120	100.00%				0	4972	2279	2263	99.30%	16	0.70%	
AVCB (if used)	0	866	329	327	99.39%	2	0.61%		0	866	6	6	100.00%				0	866	360	359	99.72%	1	0.28%	
Total	0	5838	2459	2421	98.45%	38	1.55%		0	5838	126	126	100.00%				0	5838	2639	2622	99.36%	17	0.64%	

Statement of Votes Cast
Dickinson County, MI
August 2, 2016
Primary Election
SOVC For Jurisdiction Wide, All Counters, All Races

	Mine Inspeetor						Drain Commissioner						County Commissioner #1					
	Reg. Voters	Times Counted	Total Votes	Steven M. Smith (REP)	Write-In Votes		Reg. Voters	Times Counted	Total Votes	Kevin Trevillian (REP)	Write-In Votes		Reg. Voters	Times Counted	Total Votes	Joseph Stevens (REP)	Write-In Votes	
Jurisdiction Wide																		
Breen Township Precinct 1																		
Polling	0	189	92	92 100.00%	0	0.00%	0	189	97	97 100.00%	0	0.00%	-	-	-	-	-	-
AVCB (if used)	0	0	0	0 -	0	-	0	0	0	0 -	0	-	-	-	-	-	-	-
Total	0	189	92	92 100.00%	0	0.00%	0	189	97	97 100.00%	0	0.00%	-	-	-	-	-	-
Breitung Township Precinct 1																		
Polling	0	396	202	201 99.50%	1	0.50%	0	396	201	200 99.50%	1	0.50%	-	-	-	-	-	-
AVCB (if used)	0	117	64	64 100.00%	0	0.00%	0	117	57	57 100.00%	0	0.00%	-	-	-	-	-	-
Total	0	513	266	265 99.62%	1	0.38%	0	513	258	257 99.61%	1	0.39%	-	-	-	-	-	-
Breitung Township Precinct 2																		
Polling	0	317	158	156 98.73%	2	1.27%	0	317	165	165 100.00%	0	0.00%	-	-	-	-	-	-
AVCB (if used)	0	63	26	26 100.00%	0	0.00%	0	63	25	25 100.00%	0	0.00%	-	-	-	-	-	-
Total	0	380	184	182 98.91%	2	1.09%	0	380	190	190 100.00%	0	0.00%	-	-	-	-	-	-
Breitung Township Precinct 3																		
Polling	0	472	234	233 99.57%	1	0.43%	0	472	229	229 100.00%	0	0.00%	-	-	-	-	-	-
AVCB (if used)	0	180	77	77 100.00%	0	0.00%	0	180	73	73 100.00%	0	0.00%	-	-	-	-	-	-
Total	0	652	311	310 99.68%	1	0.32%	0	652	302	302 100.00%	0	0.00%	-	-	-	-	-	-
City of Iron Mountain Precinct 1																		
Polling	0	417	190	190 100.00%	0	0.00%	0	417	195	195 100.00%	0	0.00%	-	-	-	-	-	-
AVCB (if used)	0	90	34	34 100.00%	0	0.00%	0	90	36	36 100.00%	0	0.00%	-	-	-	-	-	-
Total	0	507	224	224 100.00%	0	0.00%	0	507	231	231 100.00%	0	0.00%	-	-	-	-	-	-
City of Iron Mountain Precinct 2																		
Polling	0	428	189	188 99.47%	1	0.53%	0	428	186	184 98.92%	2	1.08%	-	-	-	-	-	-
AVCB (if used)	0	45	20	20 100.00%	0	0.00%	0	45	20	20 100.00%	0	0.00%	-	-	-	-	-	-
Total	0	473	209	208 99.52%	1	0.48%	0	473	206	204 99.03%	2	0.97%	-	-	-	-	-	-
CIty of Iron Mountain Precinct 3																		
Polling	0	426	206	205 99.51%	1	0.49%	0	426	206	204 99.03%	2	0.97%	-	-	-	-	-	-
AVCB (if used)	0	62	31	31 100.00%	0	0.00%	0	62	31	31 100.00%	0	0.00%	-	-	-	-	-	-
Total	0	488	237	236 99.58%	1	0.42%	0	488	237	235 99.16%	2	0.84%	-	-	-	-	-	-
City of Kingsford Preeinct 1																		
Polling	0	330	151	150 99.34%	1	0.66%	0	330	147	146 99.32%	1	0.68%	0	330	121	120 99.17%	1	0.83%
AVCB (if used)	0	85	39	39 100.00%	0	0.00%	0	85	38	38 100.00%	0	0.00%	0	85	44	44 100.00%	0	0.00%
Total	0	415	190	189 99.47%	1	0.53%	0	415	185	184 99.46%	1	0.54%	0	415	165	164 99.39%	1	0.61%
City of Kingsford Precinct 2																		
Polling	0	450	235	235 100.00%	0	0.00%	0	450	238	237 99.58%	1	0.42%	0	450	182	181 99.45%	1	0.55%
AVCB (if used)	0	93	37	37 100.00%	0	0.00%	0	93	38	38 100.00%	0	0.00%	0	93	34	34 100.00%	0	0.00%
Total	0	543	272	272 100.00%	0	0.00%	0	543	276	275 99.64%	1	0.36%	0	543	216	215 99.54%	1	0.46%
City of Norway Precinct 1																		

Statement of Votes Cast
Dickinson County, MI
August 2, 2016
Primary Election
SOVC For Jurisdiction Wide, All Counters, All Races

	Mine Inspector							Drain Commissioner							County Commissioner #1						
	Reg. Voters	Times Counted	Total Votes	Steven M. Smith (REP)		Write-In Votes		Reg. Voters	Times Counted	Total Votes	Kevin Trevillian (REP)		Write-In Votes		Reg. Voters	Times Counted	Total Votes	Joseph Stevens (REP)		Write-In Votes	
Polling	0	443	182	181	99.45%	1	0.55%	0	443	177	176	99.44%	1	0.56%	-	-	-	-	-	-	-
AVCB (if used)	0	48	15	15	100.00%	0	0.00%	0	48	15	15	100.00%	0	0.00%	-	-	-	-	-	-	-
Total	0	491	197	196	99.49%	1	0.51%	0	491	192	191	99.48%	1	0.52%	-	-	-	-	-	-	-
Felch Township Precinct 1																					
Polling	0	179	94	94	100.00%	0	0.00%	0	179	98	98	100.00%	0	0.00%	-	-	-	-	-	-	-
AVCB (if used)	0	0	0	0	-	0	-	0	0	0	0	-	0	-	-	-	-	-	-	-	-
Total	0	179	94	94	100.00%	0	0.00%	0	179	98	98	100.00%	0	0.00%	-	-	-	-	-	-	-
Norway Township Precinct 1																					
Polling	0	322	125	125	100.00%	0	0.00%	0	322	124	124	100.00%	0	0.00%	-	-	-	-	-	-	-
AVCB (if used)	0	83	19	19	100.00%	0	0.00%	0	83	19	19	100.00%	0	0.00%	-	-	-	-	-	-	-
Total	0	405	144	144	100.00%	0	0.00%	0	405	143	143	100.00%	0	0.00%	-	-	-	-	-	-	-
Sagola Township Precinct 1																					
Polling	0	213	105	105	100.00%	0	0.00%	0	213	108	108	100.00%	0	0.00%	-	-	-	-	-	-	-
AVCB (if used)	0	0	0	0	-	0	-	0	0	0	0	-	0	-	-	-	-	-	-	-	-
Total	0	213	105	105	100.00%	0	0.00%	0	213	108	108	100.00%	0	0.00%	-	-	-	-	-	-	-
Sagola Township Precinct 2																					
Polling	0	91	48	48	100.00%	0	0.00%	0	91	47	46	97.87%	1	2.13%	-	-	-	-	-	-	-
AVCB (if used)	0	0	0	0	-	0	-	0	0	0	0	-	0	-	-	-	-	-	-	-	-
Total	0	91	48	48	100.00%	0	0.00%	0	91	47	46	97.87%	1	2.13%	-	-	-	-	-	-	-
Waucedah Township Precinct 1																					
Polling	0	281	106	105	99.06%	1	0.94%	0	281	109	108	99.08%	1	0.92%	-	-	-	-	-	-	-
AVCB (if used)	0	0	0	0	-	0	-	0	0	0	0	-	0	-	-	-	-	-	-	-	-
Total	0	281	106	105	99.06%	1	0.94%	0	281	109	108	99.08%	1	0.92%	-	-	-	-	-	-	-
West Branch Township Precinct 1																					
Polling	0	18	3	3	100.00%	0	0.00%	0	18	3	3	100.00%	0	0.00%	-	-	-	-	-	-	-
AVCB (if used)	0	0	0	0	-	0	-	0	0	0	0	-	0	-	-	-	-	-	-	-	-
Total	0	18	3	3	100.00%	0	0.00%	0	18	3	3	100.00%	0	0.00%	-	-	-	-	-	-	-
Total																					
Polling	0	4972	2320	2311	99.61%	9	0.39%	0	4972	2330	2320	99.57%	10	0.43%	0	780	303	301	99.34%	2	0.66%
AVCB (if used)	0	866	362	362	100.00%	0	0.00%	0	866	352	352	100.00%	0	0.00%	0	178	78	78	100.00%	0	0.00%
Total	0	5838	2682	2673	99.66%	9	0.34%	0	5838	2682	2672	99.63%	10	0.37%	0	958	381	379	99.48%	2	0.52%

Statement of Votes Cast
Dickinson County, MI
August 2, 2016
Primary Election
SOVC For Jurisdiction Wide, All Counters, All Races

	County Commissioner #2								County Commissioner #3								County Commissioner #4									
	Reg. Voters	Times Counted	Total Votes	Ann Martin (REP)		Write-In Votes			Reg. Voters	Times Counted	Total Votes	Barbara J. Kramer (REP)		Write-In Votes			Reg. Voters	Times Counted	Total Votes	Wallace Townsend (REP)		Henry A. Wender (REP)		Write-In Votes		
Jurisdiction Wide																										
Breen Township Precinct 1																										
Polling	-	-	-	-	-	-	-		-	-	-	-	-	-	-		0	189	146	61	41.78%	83	56.85%	2	1.37%	
AVCB (if used)	-	-	-	-	-	-	-		-	-	-	-	-	-	-		0	0	0	0	-	0	-	0	-	
Total	-	-	-	-	-	-	-		-	-	-	-	-	-	-		0	189	146	61	41.78%	83	56.85%	2	1.37%	
Breitung Township Precinct 1																										
Polling	-	-	-	-	-	-	-		-	-	-	-	-	-	-		0	396	246	109	44.31%	137	55.69%	0	0.00%	
AVCB (if used)	-	-	-	-	-	-	-		-	-	-	-	-	-	-		0	117	76	42	55.26%	34	44.74%	0	0.00%	
Total	-	-	-	-	-	-	-		-	-	-	-	-	-	-		0	513	322	151	46.89%	171	53.11%	0	0.00%	
Breitung Township Precinct 2																										
Polling	-	-	-	-	-	-	-		-	-	-	-	-	-	-		0	317	185	78	42.16%	106	57.30%	1	0.54%	
AVCB (if used)	-	-	-	-	-	-	-		-	-	-	-	-	-	-		0	63	36	11	30.56%	25	69.44%	0	0.00%	
Total	-	-	-	-	-	-	-		-	-	-	-	-	-	-		0	380	221	89	40.27%	131	59.28%	1	0.45%	
Breitung Township Precinct 3																										
Polling	-	-	-	-	-	-	-		0	472	213	212	99.53%	1	0.47%		-	-	-	-	-	-	-	-	-	
AVCB (if used)	-	-	-	-	-	-	-		0	180	86	86	100.00%	0	0.00%		-	-	-	-	-	-	-	-	-	
Total	-	-	-	-	-	-	-		0	652	299	298	99.67%	1	0.33%		-	-	-	-	-	-	-	-	-	
City of Iron Mountain Precinct 1																										
Polling	-	-	-	-	-	-	-		0	417	179	177	98.88%	2	1.12%		-	-	-	-	-	-	-	-	-	
AVCB (if used)	-	-	-	-	-	-	-		0	90	32	30	93.75%	2	6.25%		-	-	-	-	-	-	-	-	-	
Total	-	-	-	-	-	-	-		0	507	211	207	98.10%	4	1.90%		-	-	-	-	-	-	-	-	-	
City of Iron Mountain Precinct 2																										
Polling	0	428	168	165	98.21%	3	1.79%		-	-	-	-	-	-	-		-	-	-	-	-	-	-	-	-	
AVCB (if used)	0	45	19	19	100.00%	0	0.00%		-	-	-	-	-	-	-		-	-	-	-	-	-	-	-	-	
Total	0	473	187	184	98.40%	3	1.60%		-	-	-	-	-	-	-		-	-	-	-	-	-	-	-	-	
City of Iron Mountain Precinct 3																										
Polling	0	426	193	189	97.93%	4	2.07%		-	-	-	-	-	-	-		-	-	-	-	-	-	-	-	-	
AVCB (if used)	0	62	28	28	100.00%	0	0.00%		-	-	-	-	-	-	-		-	-	-	-	-	-	-	-	-	
Total	0	488	221	217	98.19%	4	1.81%		-	-	-	-	-	-	-		-	-	-	-	-	-	-	-	-	
City of Kingsford Precinct 1																										
Polling	-	-	-	-	-	-	-		-	-	-	-	-	-	-		-	-	-	-	-	-	-	-	-	
AVCB (if used)	-	-	-	-	-	-	-		-	-	-	-	-	-	-		-	-	-	-	-	-	-	-	-	
Total	-	-	-	-	-	-	-		-	-	-	-	-	-	-		-	-	-	-	-	-	-	-	-	
City of Kingsford Precinct 2																										
Polling	-	-	-	-	-	-	-		-	-	-	-	-	-	-		-	-	-	-	-	-	-	-	-	
AVCB (if used)	-	-	-	-	-	-	-		-	-	-	-	-	-	-		-	-	-	-	-	-	-	-	-	
Total	-	-	-	-	-	-	-		-	-	-	-	-	-	-		-	-	-	-	-	-	-	-	-	
City of Norway Precinct 1																										

Statement of Votes Cast
Dickinson County, MI
August 2, 2016
Primary Election
SOVC For Jurisdiction Wide, All Counters, All Races

	County Commissioner #2								County Commissioner #3								County Commissioner #4									
	Reg. Voters	Times Counted	Total Votes	Ann Martin (REP)		Write-In Votes			Reg. Voters	Times Counted	Total Votes	Barbara J. Kramer (REP)		Write-In Votes			Reg. Voters	Times Counted	Total Votes	Wallace Townsend (REP)		Henry A. Wender (REP)		Write-In Votes		
Polling	-	-	-	-	-	-	-		-	-	-	-	-	-	-		-	-	-	-	-	-	-	-	-	
AVCB (if used)	-	-	-	-	-	-	-		-	-	-	-	-	-	-		-	-	-	-	-	-	-	-	-	
Total	-	-	-	-	-	-	-		-	-	-	-	-	-	-		-	-	-	-	-	-	-	-	-	
Felch Township Precinct 1																										
Polling	-	-	-	-	-	-	-		-	-	-	-	-	-	-		0	179	108	37	34.26%	71	65.74%	0	0.00%	
AVCB (if used)	-	-	-	-	-	-	-		-	-	-	-	-	-	-		0	0	0	0	-	0	-	0	-	
Total	-	-	-	-	-	-	-		-	-	-	-	-	-	-		0	179	108	37	34.26%	71	65.74%	0	0.00%	
Norway Township Precinct 1																										
Polling	-	-	-	-	-	-	-		-	-	-	-	-	-	-		-	-	-	-	-	-	-	-	-	
AVCB (if used)	-	-	-	-	-	-	-		-	-	-	-	-	-	-		-	-	-	-	-	-	-	-	-	
Total	-	-	-	-	-	-	-		-	-	-	-	-	-	-		-	-	-	-	-	-	-	-	-	
Sagola Township Precinct 1																										
Polling	-	-	-	-	-	-	-		-	-	-	-	-	-	-		0	213	122	59	48.36%	62	50.82%	1	0.82%	
AVCB (if used)	-	-	-	-	-	-	-		-	-	-	-	-	-	-		0	0	0	0	-	0	-	0	-	
Total	-	-	-	-	-	-	-		-	-	-	-	-	-	-		0	213	122	59	48.36%	62	50.82%	1	0.82%	
Sagola Township Precinct 2																										
Polling	-	-	-	-	-	-	-		-	-	-	-	-	-	-		0	91	60	35	58.33%	25	41.67%	0	0.00%	
AVCB (if used)	-	-	-	-	-	-	-		-	-	-	-	-	-	-		0	0	0	0	-	0	-	0	-	
Total	-	-	-	-	-	-	-		-	-	-	-	-	-	-		0	91	60	35	58.33%	25	41.67%	0	0.00%	
Waucedah Township Precinct 1																										
Polling	-	-	-	-	-	-	-		-	-	-	-	-	-	-		-	-	-	-	-	-	-	-	-	
AVCB (if used)	-	-	-	-	-	-	-		-	-	-	-	-	-	-		-	-	-	-	-	-	-	-	-	
Total	-	-	-	-	-	-	-		-	-	-	-	-	-	-		-	-	-	-	-	-	-	-	-	
West Branch Township Precinct 1																										
Polling	-	-	-	-	-	-	-		-	-	-	-	-	-	-		0	18	2	0	0.00%	2	100.00%	0	0.00%	
AVCB (if used)	-	-	-	-	-	-	-		-	-	-	-	-	-	-		0	0	0	0	-	0	-	0	-	
Total	-	-	-	-	-	-	-		-	-	-	-	-	-	-		0	18	2	0	0.00%	2	100.00%	0	0.00%	
Total																										
Polling	0	854	361	354	98.06%	7	1.94%		0	889	392	389	99.23%	3	0.77%		0	1403	869	379	43.61%	486	55.93%	4	0.46%	
AVCB (if used)	0	107	47	47	100.00%	0	0.00%		0	270	118	116	98.31%	2	1.69%		0	180	112	53	47.32%	59	52.68%	0	0.00%	
Total	0	961	408	401	98.28%	7	1.72%		0	1159	510	505	99.02%	5	0.98%		0	1583	981	432	44.04%	545	55.56%	4	0.41%	

Statement of Votes Cast
Dickinson County, MI
August 2, 2016
Primary Election
SOVC For Jurisdiction Wide, All Counters, All Races

	County Commissioner #5				Breen Twp Supervisor							Breen Twp Clerk						
	Reg. Voters	Times Counted	Total Votes	Write-In Votes	Reg. Voters	Times Counted	Total Votes	Benjamin Aho (REP)		Write-In Votes		Reg. Voters	Times Counted	Total Votes	Gus Murray (REP)		Write-In Votes	
Jurisdiction Wide																		
Breen Township Precinct 1																		
Polling	-	-	-	-	0	189	98	92	93.88%	6	6.12%	0	189	104	98	94.23%	6	5.77%
AVCB (if used)	-	-	-	-	0	0	0	0	-	0	-	0	0	0	0	-	0	-
Total	-	-	-	-	0	189	98	92	93.88%	6	6.12%	0	189	104	98	94.23%	6	5.77%
Breitung Township Precinct 1																		
Polling	-	-	-	-	-	-	-	-	-	-	-	-	-	-	-	-	-	-
AVCB (if used)	-	-	-	-	-	-	-	-	-	-	-	-	-	-	-	-	-	-
Total	-	-	-	-	-	-	-	-	-	-	-	-	-	-	-	-	-	-
Breitung Township Precinct 2																		
Polling	-	-	-	-	-	-	-	-	-	-	-	-	-	-	-	-	-	-
AVCB (if used)	-	-	-	-	-	-	-	-	-	-	-	-	-	-	-	-	-	-
Total	-	-	-	-	-	-	-	-	-	-	-	-	-	-	-	-	-	-
Breitung Township Precinct 3																		
Polling	-	-	-	-	-	-	-	-	-	-	-	-	-	-	-	-	-	-
AVCB (if used)	-	-	-	-	-	-	-	-	-	-	-	-	-	-	-	-	-	-
Total	-	-	-	-	-	-	-	-	-	-	-	-	-	-	-	-	-	-
City of Iron Mountain Precinct 1																		
Polling	-	-	-	-	-	-	-	-	-	-	-	-	-	-	-	-	-	-
AVCB (if used)	-	-	-	-	-	-	-	-	-	-	-	-	-	-	-	-	-	-
Total	-	-	-	-	-	-	-	-	-	-	-	-	-	-	-	-	-	-
City of Iron Mountain Precinct 2																		
Polling	-	-	-	-	-	-	-	-	-	-	-	-	-	-	-	-	-	-
AVCB (if used)	-	-	-	-	-	-	-	-	-	-	-	-	-	-	-	-	-	-
Total	-	-	-	-	-	-	-	-	-	-	-	-	-	-	-	-	-	-
City of Iron Mountain Precinct 3																		
Polling	-	-	-	-	-	-	-	-	-	-	-	-	-	-	-	-	-	-
AVCB (if used)	-	-	-	-	-	-	-	-	-	-	-	-	-	-	-	-	-	-
Total	-	-	-	-	-	-	-	-	-	-	-	-	-	-	-	-	-	-
City of Kingsford Precinct 1																		
Polling	-	-	-	-	-	-	-	-	-	-	-	-	-	-	-	-	-	-
AVCB (if used)	-	-	-	-	-	-	-	-	-	-	-	-	-	-	-	-	-	-
Total	-	-	-	-	-	-	-	-	-	-	-	-	-	-	-	-	-	-
City of Kingsford Precinct 2																		
Polling	-	-	-	-	-	-	-	-	-	-	-	-	-	-	-	-	-	-
AVCB (if used)	-	-	-	-	-	-	-	-	-	-	-	-	-	-	-	-	-	-
Total	-	-	-	-	-	-	-	-	-	-	-	-	-	-	-	-	-	-
City of Norway Precinct 1																		

Statement of Votes Cast
Dickinson County, MI
August 2, 2016
Primary Election
SOVC For Jurisdiction Wide, All Counters, All Races

	County Commissioner #5					Breen Twp Supervisor							Breen Twp Clerk						
	Reg. Voters	Times Counted	Total Votes	Write-In Votes		Reg. Voters	Times Counted	Total Votes	Benjamin Aho (REP)		Write-In Votes		Reg. Voters	Times Counted	Total Votes	Gus Murray (REP)		Write-In Votes	
Polling	0	443	9	9	100.00%	-	-	-	-	-	-	-	-	-	-	-	-	-	-
AVCB (if used)	0	48	0	0	-	-	-	-	-	-	-	-	-	-	-	-	-	-	-
Total	0	491	9	9	100.00%	-	-	-	-	-	-	-	-	-	-	-	-	-	-
Felch Township Precinct 1																			
Polling	-	-	-	-	-	-	-	-	-	-	-	-	-	-	-	-	-	-	-
AVCB (if used)	-	-	-	-	-	-	-	-	-	-	-	-	-	-	-	-	-	-	-
Total	-	-	-	-	-	-	-	-	-	-	-	-	-	-	-	-	-	-	-
Norway Township Precinct 1																			
Polling	0	322	9	9	100.00%	-	-	-	-	-	-	-	-	-	-	-	-	-	-
AVCB (if used)	0	83	0	0	-	-	-	-	-	-	-	-	-	-	-	-	-	-	-
Total	0	405	9	9	100.00%	-	-	-	-	-	-	-	-	-	-	-	-	-	-
Sagola Township Precinct 1																			
Polling	-	-	-	-	-	-	-	-	-	-	-	-	-	-	-	-	-	-	-
AVCB (if used)	-	-	-	-	-	-	-	-	-	-	-	-	-	-	-	-	-	-	-
Total	-	-	-	-	-	-	-	-	-	-	-	-	-	-	-	-	-	-	-
Sagola Township Precinct 2																			
Polling	-	-	-	-	-	-	-	-	-	-	-	-	-	-	-	-	-	-	-
AVCB (if used)	-	-	-	-	-	-	-	-	-	-	-	-	-	-	-	-	-	-	-
Total	-	-	-	-	-	-	-	-	-	-	-	-	-	-	-	-	-	-	-
Waucedah Township Precinct 1																			
Polling	0	281	6	6	100.00%	-	-	-	-	-	-	-	-	-	-	-	-	-	-
AVCB (if used)	0	0	0	0	-	-	-	-	-	-	-	-	-	-	-	-	-	-	-
Total	0	281	6	6	100.00%	-	-	-	-	-	-	-	-	-	-	-	-	-	-
West Branch Township Precinct 1																			
Polling	-	-	-	-	-	-	-	-	-	-	-	-	-	-	-	-	-	-	-
AVCB (if used)	-	-	-	-	-	-	-	-	-	-	-	-	-	-	-	-	-	-	-
Total	-	-	-	-	-	-	-	-	-	-	-	-	-	-	-	-	-	-	-
Total																			
Polling	0	1046	24	24	100.00%	0	189	98	92	93.88%	6	6.12%	0	189	104	98	94.23%	6	5.77%
AVCB (if used)	0	131	0	0	-	0	0	0	0	-	0	-	0	0	0	0	-	0	-
Total	0	1177	24	24	100.00%	0	189	98	92	93.88%	6	6.12%	0	189	104	98	94.23%	6	5.77%

Statement of Votes Cast
Dickinson County, MI
August 2, 2016
Primary Election
SOVC For Jurisdiction Wide, All Counters, All Races

	Breen Twp Treasurer										Breen Twp Trustee										Breen Twp Constable									
	Reg. Voters	Times Counted	Total Votes	Maureen Charlevoix (REP)		Jolene Kramer (REP)		Write-In Votes			Reg. Voters	Times Counted	Total Votes	Samuel S. Johnson (REP)		Write-In Votes					Reg. Voters	Times Counted	Total Votes	Write-In Votes						
Jurisdiction Wide																														
Breen Township Precinct 1																														
Polling	0	189	164	111	67.68%	53	32.32%	0	0.00%		0	189	115	112	97.39%	3	2.61%				0	189	5	5	100.00%					
AVCB (if used)	0	0	0	0	-	0	-	0	-		0	0	0	0	-	0	-				0	0	0	0	-					
Total	0	189	164	111	67.68%	53	32.32%	0	0.00%		0	189	115	112	97.39%	3	2.61%				0	189	5	5	100.00%					
Breitung Township Precinct 1																														
Polling	-	-	-	-	-	-	-	-	-		-	-	-	-	-	-	-				-	-	-	-	-					
AVCB (if used)	-	-	-	-	-	-	-	-	-		-	-	-	-	-	-	-				-	-	-	-	-					
Total	-	-	-	-	-	-	-	-	-		-	-	-	-	-	-	-				-	-	-	-	-					
Breitung Township Precinct 2																														
Polling	-	-	-	-	-	-	-	-	-		-	-	-	-	-	-	-				-	-	-	-	-					
AVCB (if used)	-	-	-	-	-	-	-	-	-		-	-	-	-	-	-	-				-	-	-	-	-					
Total	-	-	-	-	-	-	-	-	-		-	-	-	-	-	-	-				-	-	-	-	-					
Breitung Township Precinct 3																														
Polling	-	-	-	-	-	-	-	-	-		-	-	-	-	-	-	-				-	-	-	-	-					
AVCB (if used)	-	-	-	-	-	-	-	-	-		-	-	-	-	-	-	-				-	-	-	-	-					
Total	-	-	-	-	-	-	-	-	-		-	-	-	-	-	-	-				-	-	-	-	-					
City of Iron Mountain Precinct 1																														
Polling	-	-	-	-	-	-	-	-	-		-	-	-	-	-	-	-				-	-	-	-	-					
AVCB (if used)	-	-	-	-	-	-	-	-	-		-	-	-	-	-	-	-				-	-	-	-	-					
Total	-	-	-	-	-	-	-	-	-		-	-	-	-	-	-	-				-	-	-	-	-					
City of Iron Mountain Precinct 2																														
Polling	-	-	-	-	-	-	-	-	-		-	-	-	-	-	-	-				-	-	-	-	-					
AVCB (if used)	-	-	-	-	-	-	-	-	-		-	-	-	-	-	-	-				-	-	-	-	-					
Total	-	-	-	-	-	-	-	-	-		-	-	-	-	-	-	-				-	-	-	-	-					
City of Iron Mountain Precinct 3																														
Polling	-	-	-	-	-	-	-	-	-		-	-	-	-	-	-	-				-	-	-	-	-					
AVCB (if used)	-	-	-	-	-	-	-	-	-		-	-	-	-	-	-	-				-	-	-	-	-					
Total	-	-	-	-	-	-	-	-	-		-	-	-	-	-	-	-				-	-	-	-	-					
City of Kingsford Precinct 1																														
Polling	-	-	-	-	-	-	-	-	-		-	-	-	-	-	-	-				-	-	-	-	-					
AVCB (if used)	-	-	-	-	-	-	-	-	-		-	-	-	-	-	-	-				-	-	-	-	-					
Total	-	-	-	-	-	-	-	-	-		-	-	-	-	-	-	-				-	-	-	-	-					
City of Kingsford Precinct 2																														
Polling	-	-	-	-	-	-	-	-	-		-	-	-	-	-	-	-				-	-	-	-	-					
AVCB (if used)	-	-	-	-	-	-	-	-	-		-	-	-	-	-	-	-				-	-	-	-	-					
Total	-	-	-	-	-	-	-	-	-		-	-	-	-	-	-	-				-	-	-	-	-					
City of Norway Precinct 1																														

Statement of Votes Cast
Dickinson County, MI
August 2, 2016
Primary Election
SOVC For Jurisdiction Wide, All Counters, All Races

	Breen Twp Treasurer										Breen Twp Trustee										Breen Twp Constable									
	Reg. Voters	Times Counted	Total Votes	Maureen Charlevoix (REP)		Jolene Kramer (REP)		Write-In Votes			Reg. Voters	Times Counted	Total Votes	Samuel S. Johnson (REP)		Write-In Votes					Reg. Voters	Times Counted	Total Votes	Write-In Votes						
Polling	-	-	-	-	-	-	-	-	-		-	-	-	-	-	-	-				-	-	-	-	-					
AVCB (if used)	-	-	-	-	-	-	-	-	-		-	-	-	-	-	-	-				-	-	-	-	-					
Total	-	-	-	-	-	-	-	-	-		-	-	-	-	-	-	-				-	-	-	-	-					
Felch Township Precinct 1																														
Polling	-	-	-	-	-	-	-	-	-		-	-	-	-	-	-	-				-	-	-	-	-					
AVCB (if used)	-	-	-	-	-	-	-	-	-		-	-	-	-	-	-	-				-	-	-	-	-					
Total	-	-	-	-	-	-	-	-	-		-	-	-	-	-	-	-				-	-	-	-	-					
Norway Township Precinct 1																														
Polling	-	-	-	-	-	-	-	-	-		-	-	-	-	-	-	-				-	-	-	-	-					
AVCB (if used)	-	-	-	-	-	-	-	-	-		-	-	-	-	-	-	-				-	-	-	-	-					
Total	-	-	-	-	-	-	-	-	-		-	-	-	-	-	-	-				-	-	-	-	-					
Sagola Township Precinct 1																														
Polling	-	-	-	-	-	-	-	-	-		-	-	-	-	-	-	-				-	-	-	-	-					
AVCB (if used)	-	-	-	-	-	-	-	-	-		-	-	-	-	-	-	-				-	-	-	-	-					
Total	-	-	-	-	-	-	-	-	-		-	-	-	-	-	-	-				-	-	-	-	-					
Sagola Township Precinct 2																														
Polling	-	-	-	-	-	-	-	-	-		-	-	-	-	-	-	-				-	-	-	-	-					
AVCB (if used)	-	-	-	-	-	-	-	-	-		-	-	-	-	-	-	-				-	-	-	-	-					
Total	-	-	-	-	-	-	-	-	-		-	-	-	-	-	-	-				-	-	-	-	-					
Waucedah Township Precinct 1																														
Polling	-	-	-	-	-	-	-	-	-		-	-	-	-	-	-	-				-	-	-	-	-					
AVCB (if used)	-	-	-	-	-	-	-	-	-		-	-	-	-	-	-	-				-	-	-	-	-					
Total	-	-	-	-	-	-	-	-	-		-	-	-	-	-	-	-				-	-	-	-	-					
West Branch Township Precinct 1																														
Polling	-	-	-	-	-	-	-	-	-		-	-	-	-	-	-	-				-	-	-	-	-					
AVCB (if used)	-	-	-	-	-	-	-	-	-		-	-	-	-	-	-	-				-	-	-	-	-					
Total	-	-	-	-	-	-	-	-	-		-	-	-	-	-	-	-				-	-	-	-	-					
Total																														
Polling	0	189	164	111	67.68%	53	32.32%	0	0.00%		0	189	115	112	97.39%	3	2.61%				0	189	5	5	100.00%					
AVCB (if used)	0	0	0	0	-	0	-	0	-		0	0	0	0	-	0	-				0	0	0	0	-					
Total	0	189	164	111	67.68%	53	32.32%	0	0.00%		0	189	115	112	97.39%	3	2.61%				0	189	5	5	100.00%					

Statement of Votes Cast
Dickinson County, MI
August 2, 2016
Primary Election
SOVC For Jurisdiction Wide, All Counters, All Races

	Breitung Twp Supervisor								Breitung Twp Clerk								Breitung Twp Treasurer									
	Reg. Voters	Times Counted	Total Votes	Denny Olson (REP)		Write-In Votes			Reg. Voters	Times Counted	Total Votes	Samantha Coron Neuen (REP)		Write-In Votes			Reg. Voters	Times Counted	Total Votes	Sandra Linsmeyer (REP)		Carol Taylor (REP)		Write-In Votes		
Jurisdiction Wide																										
Breen Township Precinct 1																										
Polling	-	-	-	-	-	-	-		-	-	-	-	-	-	-		-	-	-	-	-	-	-	-	-	
AVCB (if used)	-	-	-	-	-	-	-		-	-	-	-	-	-	-		-	-	-	-	-	-	-	-	-	
Total	-	-	-	-	-	-	-		-	-	-	-	-	-	-		-	-	-	-	-	-	-	-	-	
Breitung Township Precinct 1																										
Polling	0	396	187	183	97.86%	4	2.14%		0	396	184	183	99.46%	1	0.54%		0	396	238	83	34.87%	155	65.13%	0	0.00%	
AVCB (if used)	0	117	58	58	100.00%	0	0.00%		0	117	58	58	100.00%	0	0.00%		0	117	69	17	24.64%	52	75.36%	0	0.00%	
Total	0	513	245	241	98.37%	4	1.63%		0	513	242	241	99.59%	1	0.41%		0	513	307	100	32.57%	207	67.43%	0	0.00%	
Breitung Township Precinct 2																										
Polling	0	317	152	151	99.34%	1	0.66%		0	317	148	147	99.32%	1	0.68%		0	317	183	54	29.51%	129	70.49%	0	0.00%	
AVCB (if used)	0	63	25	25	100.00%	0	0.00%		0	63	33	33	100.00%	0	0.00%		0	63	39	5	12.82%	34	87.18%	0	0.00%	
Total	0	380	177	176	99.44%	1	0.56%		0	380	181	180	99.45%	1	0.55%		0	380	222	59	26.58%	163	73.42%	0	0.00%	
Breitung Township Precinct 3																										
Polling	0	472	221	220	99.55%	1	0.45%		0	472	203	203	100.00%	0	0.00%		0	472	239	61	25.52%	178	74.48%	0	0.00%	
AVCB (if used)	0	180	79	79	100.00%	0	0.00%		0	180	85	85	100.00%	0	0.00%		0	180	93	23	24.73%	70	75.27%	0	0.00%	
Total	0	652	300	299	99.67%	1	0.33%		0	652	288	288	100.00%	0	0.00%		0	652	332	84	25.30%	248	74.70%	0	0.00%	
City of Iron Mountain Precinct 1																										
Polling	-	-	-	-	-	-	-		-	-	-	-	-	-	-		-	-	-	-	-	-	-	-	-	
AVCB (if used)	-	-	-	-	-	-	-		-	-	-	-	-	-	-		-	-	-	-	-	-	-	-	-	
Total	-	-	-	-	-	-	-		-	-	-	-	-	-	-		-	-	-	-	-	-	-	-	-	
City of Iron Mountain Precinct 2																										
Polling	-	-	-	-	-	-	-		-	-	-	-	-	-	-		-	-	-	-	-	-	-	-	-	
AVCB (if used)	-	-	-	-	-	-	-		-	-	-	-	-	-	-		-	-	-	-	-	-	-	-	-	
Total	-	-	-	-	-	-	-		-	-	-	-	-	-	-		-	-	-	-	-	-	-	-	-	
CIty of Iron Mountain Precinct 3																										
Polling	-	-	-	-	-	-	-		-	-	-	-	-	-	-		-	-	-	-	-	-	-	-	-	
AVCB (if used)	-	-	-	-	-	-	-		-	-	-	-	-	-	-		-	-	-	-	-	-	-	-	-	
Total	-	-	-	-	-	-	-		-	-	-	-	-	-	-		-	-	-	-	-	-	-	-	-	
City of Kingsford Precinct 1																										
Polling	-	-	-	-	-	-	-		-	-	-	-	-	-	-		-	-	-	-	-	-	-	-	-	
AVCB (if used)	-	-	-	-	-	-	-		-	-	-	-	-	-	-		-	-	-	-	-	-	-	-	-	
Total	-	-	-	-	-	-	-		-	-	-	-	-	-	-		-	-	-	-	-	-	-	-	-	
City of Kingsford Precinct 2																										
Polling	-	-	-	-	-	-	-		-	-	-	-	-	-	-		-	-	-	-	-	-	-	-	-	
AVCB (if used)	-	-	-	-	-	-	-		-	-	-	-	-	-	-		-	-	-	-	-	-	-	-	-	
Total	-	-	-	-	-	-	-		-	-	-	-	-	-	-		-	-	-	-	-	-	-	-	-	
City of Norway Precinct 1																										

Statement of Votes Cast
Dickinson County, MI
August 2, 2016
Primary Election
SOVC For Jurisdiction Wide, All Counters, All Races

	Breitung Twp Supervisor							Breitung Twp Clerk							Breitung Twp Treasurer								
	Reg. Voters	Times Counted	Total Votes	Denny Olson (REP)		Write-In Votes		Reg. Voters	Times Counted	Total Votes	Samantha Coron Neuen (REP)		Write-In Votes		Reg. Voters	Times Counted	Total Votes	Sandra Linsmeyer (REP)		Carol Taylor (REP)		Write-In Votes	
Polling	-	-	-	-	-	-	-	-	-	-	-	-	-	-	-	-	-	-	-	-	-	-	-
AVCB (if used)	-	-	-	-	-	-	-	-	-	-	-	-	-	-	-	-	-	-	-	-	-	-	-
Total	-	-	-	-	-	-	-	-	-	-	-	-	-	-	-	-	-	-	-	-	-	-	-
Felch Township Precinct 1																							
Polling	-	-	-	-	-	-	-	-	-	-	-	-	-	-	-	-	-	-	-	-	-	-	-
AVCB (if used)	-	-	-	-	-	-	-	-	-	-	-	-	-	-	-	-	-	-	-	-	-	-	-
Total	-	-	-	-	-	-	-	-	-	-	-	-	-	-	-	-	-	-	-	-	-	-	-
Norway Township Precinct 1																							
Polling	-	-	-	-	-	-	-	-	-	-	-	-	-	-	-	-	-	-	-	-	-	-	-
AVCB (if used)	-	-	-	-	-	-	-	-	-	-	-	-	-	-	-	-	-	-	-	-	-	-	-
Total	-	-	-	-	-	-	-	-	-	-	-	-	-	-	-	-	-	-	-	-	-	-	-
Sagola Township Precinct 1																							
Polling	-	-	-	-	-	-	-	-	-	-	-	-	-	-	-	-	-	-	-	-	-	-	-
AVCB (if used)	-	-	-	-	-	-	-	-	-	-	-	-	-	-	-	-	-	-	-	-	-	-	-
Total	-	-	-	-	-	-	-	-	-	-	-	-	-	-	-	-	-	-	-	-	-	-	-
Sagola Township Precinct 2																							
Polling	-	-	-	-	-	-	-	-	-	-	-	-	-	-	-	-	-	-	-	-	-	-	-
AVCB (if used)	-	-	-	-	-	-	-	-	-	-	-	-	-	-	-	-	-	-	-	-	-	-	-
Total	-	-	-	-	-	-	-	-	-	-	-	-	-	-	-	-	-	-	-	-	-	-	-
Waucedah Township Precinct 1																							
Polling	-	-	-	-	-	-	-	-	-	-	-	-	-	-	-	-	-	-	-	-	-	-	-
AVCB (if used)	-	-	-	-	-	-	-	-	-	-	-	-	-	-	-	-	-	-	-	-	-	-	-
Total	-	-	-	-	-	-	-	-	-	-	-	-	-	-	-	-	-	-	-	-	-	-	-
West Branch Township Precinct 1																							
Polling	-	-	-	-	-	-	-	-	-	-	-	-	-	-	-	-	-	-	-	-	-	-	-
AVCB (if used)	-	-	-	-	-	-	-	-	-	-	-	-	-	-	-	-	-	-	-	-	-	-	-
Total	-	-	-	-	-	-	-	-	-	-	-	-	-	-	-	-	-	-	-	-	-	-	-
Total																							
Polling	0	1185	560	554	98.93%	6	1.07%	0	1185	535	533	99.63%	2	0.37%	0	1185	660	198	30.00%	462	70.00%	0	0.00%
AVCB (if used)	0	360	162	162	100.00%	0	0.00%	0	360	176	176	100.00%	0	0.00%	0	360	201	45	22.39%	156	77.61%	0	0.00%
Total	0	1545	722	716	99.17%	6	0.83%	0	1545	711	709	99.72%	2	0.28%	0	1545	861	243	28.22%	618	71.78%	0	0.00%

Statement of Votes Cast
Dickinson County, MI
August 2, 2016
Primary Election
SOVC For Jurisdiction Wide, All Counters, All Races

	Breitung Twp Trustee													Felch Twp Supervisor						
	Reg. Voters	Times Counted	Total Votes	Mary Beth Dixon (REP)		Russ E. Garrett (REP)		David R. Soderbloom (REP)		Richard Wales (REP)		Write-In Votes		Reg. Voters	Times Counted	Total Votes	Robert A. Mattson (REP)		Write-In Votes	
Jurisdiction Wide																				
Breen Township Precinct 1																				
Polling	-	-	-	-	-	-	-	-	-	-	-	-	-	-	-	-	-	-	-	-
AVCB (if used)	-	-	-	-	-	-	-	-	-	-	-	-	-	-	-	-	-	-	-	-
Total	-	-	-	-	-	-	-	-	-	-	-	-	-	-	-	-	-	-	-	-
Breitung Township Precinct 1																				
Polling	0	396	599	161	26.88%	139	23.21%	155	25.88%	141	23.54%	3	0.50%	-	-	-	-	-	-	-
AVCB (if used)	0	117	206	53	25.73%	50	24.27%	58	28.16%	45	21.84%	0	0.00%	-	-	-	-	-	-	-
Total	0	513	805	214	26.58%	189	23.48%	213	26.46%	186	23.11%	3	0.37%	-	-	-	-	-	-	-
Breitung Township Precinct 2																				
Polling	0	317	460	125	27.17%	111	24.13%	115	25.00%	108	23.48%	1	0.22%	-	-	-	-	-	-	-
AVCB (if used)	0	63	94	25	26.60%	23	24.47%	23	24.47%	23	24.47%	0	0.00%	-	-	-	-	-	-	-
Total	0	380	554	150	27.08%	134	24.19%	138	24.91%	131	23.65%	1	0.18%	-	-	-	-	-	-	-
Breitung Township Precinct 3																				
Polling	0	472	610	170	27.87%	145	23.77%	155	25.41%	140	22.95%	0	0.00%	-	-	-	-	-	-	-
AVCB (if used)	0	180	255	68	26.67%	62	24.31%	60	23.53%	65	25.49%	0	0.00%	-	-	-	-	-	-	-
Total	0	652	865	238	27.51%	207	23.93%	215	24.86%	205	23.70%	0	0.00%	-	-	-	-	-	-	-
City of Iron Mountain Precinct 1																				
Polling	-	-	-	-	-	-	-	-	-	-	-	-	-	-	-	-	-	-	-	-
AVCB (if used)	-	-	-	-	-	-	-	-	-	-	-	-	-	-	-	-	-	-	-	-
Total	-	-	-	-	-	-	-	-	-	-	-	-	-	-	-	-	-	-	-	-
City of Iron Mountain Precinct 2																				
Polling	-	-	-	-	-	-	-	-	-	-	-	-	-	-	-	-	-	-	-	-
AVCB (if used)	-	-	-	-	-	-	-	-	-	-	-	-	-	-	-	-	-	-	-	-
Total	-	-	-	-	-	-	-	-	-	-	-	-	-	-	-	-	-	-	-	-
CIty of Iron Mountain Precinct 3																				
Polling	-	-	-	-	-	-	-	-	-	-	-	-	-	-	-	-	-	-	-	-
AVCB (if used)	-	-	-	-	-	-	-	-	-	-	-	-	-	-	-	-	-	-	-	-
Total	-	-	-	-	-	-	-	-	-	-	-	-	-	-	-	-	-	-	-	-
City of Kingsford Precinct 1																				
Polling	-	-	-	-	-	-	-	-	-	-	-	-	-	-	-	-	-	-	-	-
AVCB (if used)	-	-	-	-	-	-	-	-	-	-	-	-	-	-	-	-	-	-	-	-
Total	-	-	-	-	-	-	-	-	-	-	-	-	-	-	-	-	-	-	-	-
City of Kingsford Precinct 2																				
Polling	-	-	-	-	-	-	-	-	-	-	-	-	-	-	-	-	-	-	-	-
AVCB (if used)	-	-	-	-	-	-	-	-	-	-	-	-	-	-	-	-	-	-	-	-
Total	-	-	-	-	-	-	-	-	-	-	-	-	-	-	-	-	-	-	-	-
City of Norway Precinct 1																				

Statement of Votes Cast
Dickinson County, MI
August 2, 2016
Primary Election
SOVC For Jurisdiction Wide, All Counters, All Races

	Breitung Twp Trustee														Felch Twp Supervisor						
	Reg. Voters	Times Counted	Total Votes	Mary Beth Dixon (REP)		Russ E. Garrett (REP)		David R. Soderbloom (REP)		Richard Wales (REP)		Write-In Votes		Reg. Voters	Times Counted	Total Votes	Robert A. Mattson (REP)		Write-In Votes	
Polling	-	-	-	-	-	-	-	-	-	-	-	-	-	-	-	-	-	-	-	-	-
AVCB (if used)	-	-	-	-	-	-	-	-	-	-	-	-	-	-	-	-	-	-	-	-	-
Total	-	-	-	-	-	-	-	-	-	-	-	-	-	-	-	-	-	-	-	-	-
Felch Township Precinct 1																					
Polling	-	-	-	-	-	-	-	-	-	-	-	-	-	0	179	114	114	100.00%	0	0.00%	
AVCB (if used)	-	-	-	-	-	-	-	-	-	-	-	-	-	0	0	0	0	-	0	-	
Total	-	-	-	-	-	-	-	-	-	-	-	-	-	0	179	114	114	100.00%	0	0.00%	
Norway Township Precinct 1																					
Polling	-	-	-	-	-	-	-	-	-	-	-	-	-	-	-	-	-	-	-	-	-
AVCB (if used)	-	-	-	-	-	-	-	-	-	-	-	-	-	-	-	-	-	-	-	-	-
Total	-	-	-	-	-	-	-	-	-	-	-	-	-	-	-	-	-	-	-	-	-
Sagola Township Precinct 1																					
Polling	-	-	-	-	-	-	-	-	-	-	-	-	-	-	-	-	-	-	-	-	-
AVCB (if used)	-	-	-	-	-	-	-	-	-	-	-	-	-	-	-	-	-	-	-	-	-
Total	-	-	-	-	-	-	-	-	-	-	-	-	-	-	-	-	-	-	-	-	-
Sagola Township Precinct 2																					
Polling	-	-	-	-	-	-	-	-	-	-	-	-	-	-	-	-	-	-	-	-	-
AVCB (if used)	-	-	-	-	-	-	-	-	-	-	-	-	-	-	-	-	-	-	-	-	-
Total	-	-	-	-	-	-	-	-	-	-	-	-	-	-	-	-	-	-	-	-	-
Waucedah Township Precinct 1																					
Polling	-	-	-	-	-	-	-	-	-	-	-	-	-	-	-	-	-	-	-	-	-
AVCB (if used)	-	-	-	-	-	-	-	-	-	-	-	-	-	-	-	-	-	-	-	-	-
Total	-	-	-	-	-	-	-	-	-	-	-	-	-	-	-	-	-	-	-	-	-
West Branch Township Precinct 1																					
Polling	-	-	-	-	-	-	-	-	-	-	-	-	-	-	-	-	-	-	-	-	-
AVCB (if used)	-	-	-	-	-	-	-	-	-	-	-	-	-	-	-	-	-	-	-	-	-
Total	-	-	-	-	-	-	-	-	-	-	-	-	-	-	-	-	-	-	-	-	-
Total																					
Polling	0	1185	1669	456	27.32%	395	23.67%	425	25.46%	389	23.31%	4	0.24%	0	179	114	114	100.00%	0	0.00%	
AVCB (if used)	0	360	555	146	26.31%	135	24.32%	141	25.41%	133	23.96%	0	0.00%	0	0	0	0	-	0	-	
Total	0	1545	2224	602	27.07%	530	23.83%	566	25.45%	522	23.47%	4	0.18%	0	179	114	114	100.00%	0	0.00%	

Statement of Votes Cast
Dickinson County, MI
August 2, 2016
Primary Election
SOVC For Jurisdiction Wide, All Counters, All Races

	Felch Twp Clerk					Felch Twp Treasurer				Felch Twp Trustee					
	Reg. Voters	Times Counted	Total Votes	Darrell J. Oman (REP)	Write-In Votes	Reg. Voters	Times Counted	Total Votes	Write-In Votes	Reg. Voters	Times Counted	Total Votes	Darwin Dixon (REP)	Gregory Wille (REP)	Write-In Votes
Jurisdiction Wide															
Breen Township Precinct 1															
Polling	-	-	-	-	-	-	-	-	-	-	-	-	-	-	-
AVCB (if used)	-	-	-	-	-	-	-	-	-	-	-	-	-	-	-
Total	-	-	-	-	-	-	-	-	-	-	-	-	-	-	-
Breitung Township Precinct 1															
Polling	-	-	-	-	-	-	-	-	-	-	-	-	-	-	-
AVCB (if used)	-	-	-	-	-	-	-	-	-	-	-	-	-	-	-
Total	-	-	-	-	-	-	-	-	-	-	-	-	-	-	-
Breitung Township Precinct 2															
Polling	-	-	-	-	-	-	-	-	-	-	-	-	-	-	-
AVCB (if used)	-	-	-	-	-	-	-	-	-	-	-	-	-	-	-
Total	-	-	-	-	-	-	-	-	-	-	-	-	-	-	-
Breitung Township Precinct 3															
Polling	-	-	-	-	-	-	-	-	-	-	-	-	-	-	-
AVCB (if used)	-	-	-	-	-	-	-	-	-	-	-	-	-	-	-
Total	-	-	-	-	-	-	-	-	-	-	-	-	-	-	-
City of Iron Mountain Precinct 1															
Polling	-	-	-	-	-	-	-	-	-	-	-	-	-	-	-
AVCB (if used)	-	-	-	-	-	-	-	-	-	-	-	-	-	-	-
Total	-	-	-	-	-	-	-	-	-	-	-	-	-	-	-
City of Iron Mountain Precinct 2															
Polling	-	-	-	-	-	-	-	-	-	-	-	-	-	-	-
AVCB (if used)	-	-	-	-	-	-	-	-	-	-	-	-	-	-	-
Total	-	-	-	-	-	-	-	-	-	-	-	-	-	-	-
City of Iron Mountain Precinct 3															
Polling	-	-	-	-	-	-	-	-	-	-	-	-	-	-	-
AVCB (if used)	-	-	-	-	-	-	-	-	-	-	-	-	-	-	-
Total	-	-	-	-	-	-	-	-	-	-	-	-	-	-	-
City of Kingsford Precinct 1															
Polling	-	-	-	-	-	-	-	-	-	-	-	-	-	-	-
AVCB (if used)	-	-	-	-	-	-	-	-	-	-	-	-	-	-	-
Total	-	-	-	-	-	-	-	-	-	-	-	-	-	-	-
City of Kingsford Precinct 2															
Polling	-	-	-	-	-	-	-	-	-	-	-	-	-	-	-
AVCB (if used)	-	-	-	-	-	-	-	-	-	-	-	-	-	-	-
Total	-	-	-	-	-	-	-	-	-	-	-	-	-	-	-
City of Norway Precinct 1															

Statement of Votes Cast
Dickinson County, MI
August 2, 2016
Primary Election
SOVC For Jurisdiction Wide, All Counters, All Races

	Felch Twp Clerk							Felch Twp Treasurer							Felch Twp Trustee									
	Reg. Voters	Times Counted	Total Votes	Darrell J. Oman (REP)		Write-In Votes		Reg. Voters	Times Counted	Total Votes	Write-In Votes				Reg. Voters	Times Counted	Total Votes	Darwin Dixon (REP)		Gregory Wille (REP)		Write-In Votes	
Polling	-	-	-	-	-	-	-	-	-	-	-	-			-	-	-	-	-	-	-	-	-	
AVCB (if used)	-	-	-	-	-	-	-	-	-	-	-	-			-	-	-	-	-	-	-	-	-	
Total	-	-	-	-	-	-	-	-	-	-	-	-			-	-	-	-	-	-	-	-	-	
Felch Township Precinct 1																								
Polling	0	179	110	110	100.00%	0	0.00%	0	179	1	1	100.00%			0	179	168	91	54.17%	77	45.83%	0	0.00%	
AVCB (if used)	0	0	0	0	-	0	-	0	0	0	0	-			0	0	0	0	-	0	-	0	-	
Total	0	179	110	110	100.00%	0	0.00%	0	179	1	1	100.00%			0	179	168	91	54.17%	77	45.83%	0	0.00%	
Norway Township Precinct 1																								
Polling	-	-	-	-	-	-	-	-	-	-	-	-			-	-	-	-	-	-	-	-	-	
AVCB (if used)	-	-	-	-	-	-	-	-	-	-	-	-			-	-	-	-	-	-	-	-	-	
Total	-	-	-	-	-	-	-	-	-	-	-	-			-	-	-	-	-	-	-	-	-	
Sagola Township Precinct 1																								
Polling	-	-	-	-	-	-	-	-	-	-	-	-			-	-	-	-	-	-	-	-	-	
AVCB (if used)	-	-	-	-	-	-	-	-	-	-	-	-			-	-	-	-	-	-	-	-	-	
Total	-	-	-	-	-	-	-	-	-	-	-	-			-	-	-	-	-	-	-	-	-	
Sagola Township Precinct 2																								
Polling	-	-	-	-	-	-	-	-	-	-	-	-			-	-	-	-	-	-	-	-	-	
AVCB (if used)	-	-	-	-	-	-	-	-	-	-	-	-			-	-	-	-	-	-	-	-	-	
Total	-	-	-	-	-	-	-	-	-	-	-	-			-	-	-	-	-	-	-	-	-	
Waucedah Township Precinct 1																								
Polling	-	-	-	-	-	-	-	-	-	-	-	-			-	-	-	-	-	-	-	-	-	
AVCB (if used)	-	-	-	-	-	-	-	-	-	-	-	-			-	-	-	-	-	-	-	-	-	
Total	-	-	-	-	-	-	-	-	-	-	-	-			-	-	-	-	-	-	-	-	-	
West Branch Township Precinct 1																								
Polling	-	-	-	-	-	-	-	-	-	-	-	-			-	-	-	-	-	-	-	-	-	
AVCB (if used)	-	-	-	-	-	-	-	-	-	-	-	-			-	-	-	-	-	-	-	-	-	
Total	-	-	-	-	-	-	-	-	-	-	-	-			-	-	-	-	-	-	-	-	-	
Total																								
Polling	0	179	110	110	100.00%	0	0.00%	0	179	1	1	100.00%			0	179	168	91	54.17%	77	45.83%	0	0.00%	
AVCB (if used)	0	0	0	0	-	0	-	0	0	0	0	-			0	0	0	0	-	0	-	0	-	
Total	0	179	110	110	100.00%	0	0.00%	0	179	1	1	100.00%			0	179	168	91	54.17%	77	45.83%	0	0.00%	

Statement of Votes Cast
Dickinson County, MI
August 2, 2016
Primary Election
SOVC For Jurisdiction Wide, All Counters, All Races

	Norway Twp Supervisor				Norway Twp Clerk					Norway Twp Treasurer				
	Reg. Voters	Times Counted	Total Votes	Write-In Votes	Reg. Voters	Times Counted	Total Votes	Joyce Giuliani (REP)	Write-In Votes	Reg. Voters	Times Counted	Total Votes	Kristen LaValley	Write-In Votes
Jurisdiction Wide														
Breen Township Precinct 1														
Polling	-	-	-	-	-	-	-	-	-	-	-	-	-	-
AVCB (if used)	-	-	-	-	-	-	-	-	-	-	-	-	-	-
Total	-	-	-	-	-	-	-	-	-	-	-	-	-	-
Breitung Township Precinct 1														
Polling	-	-	-	-	-	-	-	-	-	-	-	-	-	-
AVCB (if used)	-	-	-	-	-	-	-	-	-	-	-	-	-	-
Total	-	-	-	-	-	-	-	-	-	-	-	-	-	-
Breitung Township Precinct 2														
Polling	-	-	-	-	-	-	-	-	-	-	-	-	-	-
AVCB (if used)	-	-	-	-	-	-	-	-	-	-	-	-	-	-
Total	-	-	-	-	-	-	-	-	-	-	-	-	-	-
Breitung Township Precinct 3														
Polling	-	-	-	-	-	-	-	-	-	-	-	-	-	-
AVCB (if used)	-	-	-	-	-	-	-	-	-	-	-	-	-	-
Total	-	-	-	-	-	-	-	-	-	-	-	-	-	-
City of Iron Mountain Precinct 1														
Polling	-	-	-	-	-	-	-	-	-	-	-	-	-	-
AVCB (if used)	-	-	-	-	-	-	-	-	-	-	-	-	-	-
Total	-	-	-	-	-	-	-	-	-	-	-	-	-	-
City of Iron Mountain Precinct 2														
Polling	-	-	-	-	-	-	-	-	-	-	-	-	-	-
AVCB (if used)	-	-	-	-	-	-	-	-	-	-	-	-	-	-
Total	-	-	-	-	-	-	-	-	-	-	-	-	-	-
City of Iron Mountain Precinct 3														
Polling	-	-	-	-	-	-	-	-	-	-	-	-	-	-
AVCB (if used)	-	-	-	-	-	-	-	-	-	-	-	-	-	-
Total	-	-	-	-	-	-	-	-	-	-	-	-	-	-
City of Kingsford Precinct 1														
Polling	-	-	-	-	-	-	-	-	-	-	-	-	-	-
AVCB (if used)	-	-	-	-	-	-	-	-	-	-	-	-	-	-
Total	-	-	-	-	-	-	-	-	-	-	-	-	-	-
City of Kingsford Precinct 2														
Polling	-	-	-	-	-	-	-	-	-	-	-	-	-	-
AVCB (if used)	-	-	-	-	-	-	-	-	-	-	-	-	-	-
Total	-	-	-	-	-	-	-	-	-	-	-	-	-	-
City of Norway Precinct 1														

Statement of Votes Cast
Dickinson County, MI
August 2, 2016
Primary Election
SOVC For Jurisdiction Wide, All Counters, All Races

	Norway Twp Supervisor					Norway Twp Clerk							Norway Twp Treasurer						
	Reg. Voters	Times Counted	Total Votes	Write-In Votes		Reg. Voters	Times Counted	Total Votes	Joyce Giuliani (REP)		Write-In Votes		Reg. Voters	Times Counted	Total Votes	Kristen LaValley		Write-In Votes	
Polling	-	-	-	-	-	-	-	-	-	-	-	-	-	-	-	-	-	-	-
AVCB (if used)	-	-	-	-	-	-	-	-	-	-	-	-	-	-	-	-	-	-	-
Total	-	-	-	-	-	-	-	-	-	-	-	-	-	-	-	-	-	-	-
Felch Township Precinct 1																			
Polling	-	-	-	-	-	-	-	-	-	-	-	-	-	-	-	-	-	-	-
AVCB (if used)	-	-	-	-	-	-	-	-	-	-	-	-	-	-	-	-	-	-	-
Total	-	-	-	-	-	-	-	-	-	-	-	-	-	-	-	-	-	-	-
Norway Township Precinct 1																			
Polling	0	322	8	8	100.00%	0	322	117	116	99.15%	1	0.85%	0	322	19	11	57.89%	8	42.11%
AVCB (if used)	0	83	0	0	-	0	83	29	29	100.00%	0	0.00%	0	83	9	8	88.89%	1	11.11%
Total	0	405	8	8	100.00%	0	405	146	145	99.32%	1	0.68%	0	405	28	19	67.86%	9	32.14%
Sagola Township Precinct 1																			
Polling	-	-	-	-	-	-	-	-	-	-	-	-	-	-	-	-	-	-	-
AVCB (if used)	-	-	-	-	-	-	-	-	-	-	-	-	-	-	-	-	-	-	-
Total	-	-	-	-	-	-	-	-	-	-	-	-	-	-	-	-	-	-	-
Sagola Township Precinct 2																			
Polling	-	-	-	-	-	-	-	-	-	-	-	-	-	-	-	-	-	-	-
AVCB (if used)	-	-	-	-	-	-	-	-	-	-	-	-	-	-	-	-	-	-	-
Total	-	-	-	-	-	-	-	-	-	-	-	-	-	-	-	-	-	-	-
Waucedah Township Precinct 1																			
Polling	-	-	-	-	-	-	-	-	-	-	-	-	-	-	-	-	-	-	-
AVCB (if used)	-	-	-	-	-	-	-	-	-	-	-	-	-	-	-	-	-	-	-
Total	-	-	-	-	-	-	-	-	-	-	-	-	-	-	-	-	-	-	-
West Branch Township Precinct 1																			
Polling	-	-	-	-	-	-	-	-	-	-	-	-	-	-	-	-	-	-	-
AVCB (if used)	-	-	-	-	-	-	-	-	-	-	-	-	-	-	-	-	-	-	-
Total	-	-	-	-	-	-	-	-	-	-	-	-	-	-	-	-	-	-	-
Total																			
Polling	0	322	8	8	100.00%	0	322	117	116	99.15%	1	0.85%	0	322	19	11	57.89%	8	42.11%
AVCB (if used)	0	83	0	0	-	0	83	29	29	100.00%	0	0.00%	0	83	9	8	88.89%	1	11.11%
Total	0	405	8	8	100.00%	0	405	146	145	99.32%	1	0.68%	0	405	28	19	67.86%	9	32.14%

Statement of Votes Cast
Dickinson County, MI
August 2, 2016
Primary Election
SOVC For Jurisdiction Wide, All Counters, All Races

	Norway Twp Trustee						Sagola Twp Supervisor				Sagola Twp Clerk				
	Reg. Voters	Times Counted	Total Votes	Ron Matonich (REP)	Mike Steeno (REP)	Write-In Votes	Reg. Voters	Times Counted	Total Votes	Write-In Votes	Reg. Voters	Times Counted	Total Votes	Julie A. Rocli (REP)	Write-In Votes
Jurisdiction Wide															
Breen Township Precinct 1															
Polling	-	-	-	-	-	-	-	-	-	-	-	-	-	-	-
AVCB (if used)	-	-	-	-	-	-	-	-	-	-	-	-	-	-	-
Total	-	-	-	-	-	-	-	-	-	-	-	-	-	-	-
Breitung Township Precinct 1															
Polling	-	-	-	-	-	-	-	-	-	-	-	-	-	-	-
AVCB (if used)	-	-	-	-	-	-	-	-	-	-	-	-	-	-	-
Total	-	-	-	-	-	-	-	-	-	-	-	-	-	-	-
Breitung Township Precinct 2															
Polling	-	-	-	-	-	-	-	-	-	-	-	-	-	-	-
AVCB (if used)	-	-	-	-	-	-	-	-	-	-	-	-	-	-	-
Total	-	-	-	-	-	-	-	-	-	-	-	-	-	-	-
Breitung Township Precinct 3															
Polling	-	-	-	-	-	-	-	-	-	-	-	-	-	-	-
AVCB (if used)	-	-	-	-	-	-	-	-	-	-	-	-	-	-	-
Total	-	-	-	-	-	-	-	-	-	-	-	-	-	-	-
City of Iron Mountain Precinct 1															
Polling	-	-	-	-	-	-	-	-	-	-	-	-	-	-	-
AVCB (if used)	-	-	-	-	-	-	-	-	-	-	-	-	-	-	-
Total	-	-	-	-	-	-	-	-	-	-	-	-	-	-	-
City of Iron Mountain Precinct 2															
Polling	-	-	-	-	-	-	-	-	-	-	-	-	-	-	-
AVCB (if used)	-	-	-	-	-	-	-	-	-	-	-	-	-	-	-
Total	-	-	-	-	-	-	-	-	-	-	-	-	-	-	-
CIty of Iron Mountain Precinct 3															
Polling	-	-	-	-	-	-	-	-	-	-	-	-	-	-	-
AVCB (if used)	-	-	-	-	-	-	-	-	-	-	-	-	-	-	-
Total	-	-	-	-	-	-	-	-	-	-	-	-	-	-	-
City of Kingsford Precinct 1															
Polling	-	-	-	-	-	-	-	-	-	-	-	-	-	-	-
AVCB (if used)	-	-	-	-	-	-	-	-	-	-	-	-	-	-	-
Total	-	-	-	-	-	-	-	-	-	-	-	-	-	-	-
City of Kingsford Precinct 2															
Polling	-	-	-	-	-	-	-	-	-	-	-	-	-	-	-
AVCB (if used)	-	-	-	-	-	-	-	-	-	-	-	-	-	-	-
Total	-	-	-	-	-	-	-	-	-	-	-	-	-	-	-
City of Norway Precinct 1															

Statement of Votes Cast
Dickinson County, MI
August 2, 2016
Primary Election
SOVC For Jurisdiction Wide, All Counters, All Races

	Norway Twp Trustee										Sagola Twp Supervisor					Sagola Twp Clerk						
	Reg. Voters	Times Counted	Total Votes	Ron Matonich (REP)		Mike Steeno (REP)		Write-In Votes			Reg. Voters	Times Counted	Total Votes	Write-In Votes		Reg. Voters	Times Counted	Total Votes	Julie A. Roell (REP)		Write-In Votes	
Polling	-	-	-	-	-	-	-	-	-		-	-	-	-	-	-	-	-	-	-	-	-
AVCB (if used)	-	-	-	-	-	-	-	-	-		-	-	-	-	-	-	-	-	-	-	-	-
Total	-	-	-	-	-	-	-	-	-		-	-	-	-	-	-	-	-	-	-	-	-
Felch Township Precinct 1																						
Polling	-	-	-	-	-	-	-	-	-		-	-	-	-	-	-	-	-	-	-	-	-
AVCB (if used)	-	-	-	-	-	-	-	-	-		-	-	-	-	-	-	-	-	-	-	-	-
Total	-	-	-	-	-	-	-	-	-		-	-	-	-	-	-	-	-	-	-	-	-
Norway Township Precinct 1																						
Polling	0	322	173	73	42.20%	99	57.23%	1	0.58%		-	-	-	-	-	-	-	-	-	-	-	-
AVCB (if used)	0	83	40	18	45.00%	22	55.00%	0	0.00%		-	-	-	-	-	-	-	-	-	-	-	-
Total	0	405	213	91	42.72%	121	56.81%	1	0.47%		-	-	-	-	-	-	-	-	-	-	-	-
Sagola Township Precinct 1																						
Polling	-	-	-	-	-	-	-	-	-		0	213	2	2	100.00%	0	213	108	108	100.00%	0	0.00%
AVCB (if used)	-	-	-	-	-	-	-	-	-		0	0	0	0	-	0	0	0	0	-	0	-
Total	-	-	-	-	-	-	-	-	-		0	213	2	2	100.00%	0	213	108	108	100.00%	0	0.00%
Sagola Township Precinct 2																						
Polling	-	-	-	-	-	-	-	-	-		0	91	0	0	-	0	91	55	55	100.00%	0	0.00%
AVCB (if used)	-	-	-	-	-	-	-	-	-		0	0	0	0	-	0	0	0	0	-	0	-
Total	-	-	-	-	-	-	-	-	-		0	91	0	0	-	0	91	55	55	100.00%	0	0.00%
Waucedah Township Precinct 1																						
Polling	-	-	-	-	-	-	-	-	-		-	-	-	-	-	-	-	-	-	-	-	-
AVCB (if used)	-	-	-	-	-	-	-	-	-		-	-	-	-	-	-	-	-	-	-	-	-
Total	-	-	-	-	-	-	-	-	-		-	-	-	-	-	-	-	-	-	-	-	-
West Branch Township Precinct 1																						
Polling	-	-	-	-	-	-	-	-	-		-	-	-	-	-	-	-	-	-	-	-	-
AVCB (if used)	-	-	-	-	-	-	-	-	-		-	-	-	-	-	-	-	-	-	-	-	-
Total	-	-	-	-	-	-	-	-	-		-	-	-	-	-	-	-	-	-	-	-	-
Total																						
Polling	0	322	173	73	42.20%	99	57.23%	1	0.58%		0	304	2	2	100.00%	0	304	163	163	100.00%	0	0.00%
AVCB (if used)	0	83	40	18	45.00%	22	55.00%	0	0.00%		0	0	0	0	-	0	0	0	0	-	0	-
Total	0	405	213	91	42.72%	121	56.81%	1	0.47%		0	304	2	2	100.00%	0	304	163	163	100.00%	0	0.00%

Statement of Votes Cast
Dickinson County, MI
August 2, 2016
Primary Election
SOVC For Jurisdiction Wide, All Counters, All Races

	Sagola Twp Treasurer				Sagola Twp Trustee						Waucedah Twp Supervisor				
	Reg. Voters	Times Counted	Total Votes	Write-In Votes	Reg. Voters	Times Counted	Total Votes	Thomas L. Roell (REP)	Michael C. Kroll (REP)	Write-In Votes	Reg. Voters	Times Counted	Total Votes	Chuck Adams (REP)	Write-In Votes
Jurisdiction Wide															
Breen Township Precinct 1															
Polling	-	-	-	-	-	-	-	-	-	-	-	-	-	-	-
AVCB (if used)	-	-	-	-	-	-	-	-	-	-	-	-	-	-	-
Total	-	-	-	-	-	-	-	-	-	-	-	-	-	-	-
Breitung Township Precinct 1															
Polling	-	-	-	-	-	-	-	-	-	-	-	-	-	-	-
AVCB (if used)	-	-	-	-	-	-	-	-	-	-	-	-	-	-	-
Total	-	-	-	-	-	-	-	-	-	-	-	-	-	-	-
Breitung Township Precinct 2															
Polling	-	-	-	-	-	-	-	-	-	-	-	-	-	-	-
AVCB (if used)	-	-	-	-	-	-	-	-	-	-	-	-	-	-	-
Total	-	-	-	-	-	-	-	-	-	-	-	-	-	-	-
Breitung Township Precinct 3															
Polling	-	-	-	-	-	-	-	-	-	-	-	-	-	-	-
AVCB (if used)	-	-	-	-	-	-	-	-	-	-	-	-	-	-	-
Total	-	-	-	-	-	-	-	-	-	-	-	-	-	-	-
City of Iron Mountain Precinct 1															
Polling	-	-	-	-	-	-	-	-	-	-	-	-	-	-	-
AVCB (if used)	-	-	-	-	-	-	-	-	-	-	-	-	-	-	-
Total	-	-	-	-	-	-	-	-	-	-	-	-	-	-	-
City of Iron Mountain Precinct 2															
Polling	-	-	-	-	-	-	-	-	-	-	-	-	-	-	-
AVCB (if used)	-	-	-	-	-	-	-	-	-	-	-	-	-	-	-
Total	-	-	-	-	-	-	-	-	-	-	-	-	-	-	-
CIty of Iron Mountain Precinct 3															
Polling	-	-	-	-	-	-	-	-	-	-	-	-	-	-	-
AVCB (if used)	-	-	-	-	-	-	-	-	-	-	-	-	-	-	-
Total	-	-	-	-	-	-	-	-	-	-	-	-	-	-	-
City of Kingsford Precinct 1															
Polling	-	-	-	-	-	-	-	-	-	-	-	-	-	-	-
AVCB (if used)	-	-	-	-	-	-	-	-	-	-	-	-	-	-	-
Total	-	-	-	-	-	-	-	-	-	-	-	-	-	-	-
City of Kingsford Precinct 2															
Polling	-	-	-	-	-	-	-	-	-	-	-	-	-	-	-
AVCB (if used)	-	-	-	-	-	-	-	-	-	-	-	-	-	-	-
Total	-	-	-	-	-	-	-	-	-	-	-	-	-	-	-
City of Norway Precinct 1															

Statement of Votes Cast
Dickinson County, MI
August 2, 2016
Primary Election
SOVC For Jurisdiction Wide, All Counters, All Races

	Sagola Twp Treasurer					Sagola Twp Trustee										Waucedah Twp Supervisor							
	Reg. Voters	Times Counted	Total Votes	Write-In Votes		Reg. Voters	Times Counted	Total Votes	Thomas L. Roell (REP)		Michael C. Kroll (REP)		Write-In Votes			Reg. Voters	Times Counted	Total Votes	Chuck Adams (REP)		Write-In Votes	
Polling	-	-	-	-	-	-	-	-	-	-	-	-	-	-	-	-	-	-	-	-	-	-	-
AVCB (if used)	-	-	-	-	-	-	-	-	-	-	-	-	-	-	-	-	-	-	-	-	-	-	-
Total	-	-	-	-	-	-	-	-	-	-	-	-	-	-	-	-	-	-	-	-	-	-	-
Felch Township Precinct 1																							
Polling	-	-	-	-	-	-	-	-	-	-	-	-	-	-	-	-	-	-	-	-	-	-	-
AVCB (if used)	-	-	-	-	-	-	-	-	-	-	-	-	-	-	-	-	-	-	-	-	-	-	-
Total	-	-	-	-	-	-	-	-	-	-	-	-	-	-	-	-	-	-	-	-	-	-	-
Norway Township Precinct 1																							
Polling	-	-	-	-	-	-	-	-	-	-	-	-	-	-	-	-	-	-	-	-	-	-	-
AVCB (if used)	-	-	-	-	-	-	-	-	-	-	-	-	-	-	-	-	-	-	-	-	-	-	-
Total	-	-	-	-	-	-	-	-	-	-	-	-	-	-	-	-	-	-	-	-	-	-	-
Sagola Township Precinct 1																							
Polling	0	213	2	2	100.00%	0	213	158	96	60.76%	62	39.24%	0	0.00%		-	-	-	-	-	-	-
AVCB (if used)	0	0	0	0	-	0	0	0	0	-	0	-	0	-		-	-	-	-	-	-	-
Total	0	213	2	2	100.00%	0	213	158	96	60.76%	62	39.24%	0	0.00%		-	-	-	-	-	-	-
Sagola Township Precinct 2																							
Polling	0	91	0	0	-	0	91	74	47	63.51%	27	36.49%	0	0.00%		-	-	-	-	-	-	-
AVCB (if used)	0	0	0	0	-	0	0	0	0	-	0	-	0	-		-	-	-	-	-	-	-
Total	0	91	0	0	-	0	91	74	47	63.51%	27	36.49%	0	0.00%		-	-	-	-	-	-	-
Waucedah Township Precinct 1																							
Polling	-	-	-	-	-	-	-	-	-	-	-	-	-	-		0	281	122	122	100.00%	0	0.00%
AVCB (if used)	-	-	-	-	-	-	-	-	-	-	-	-	-	-		0	0	0	0	-	0	-
Total	-	-	-	-	-	-	-	-	-	-	-	-	-	-		0	281	122	122	100.00%	0	0.00%
West Branch Township Precinct 1																							
Polling	-	-	-	-	-	-	-	-	-	-	-	-	-	-		-	-	-	-	-	-	-
AVCB (if used)	-	-	-	-	-	-	-	-	-	-	-	-	-	-		-	-	-	-	-	-	-
Total	-	-	-	-	-	-	-	-	-	-	-	-	-	-		-	-	-	-	-	-	-
Total																							
Polling	0	304	2	2	100.00%	0	304	232	143	61.64%	89	38.36%	0	0.00%		0	281	122	122	100.00%	0	0.00%
AVCB (if used)	0	0	0	0	-	0	0	0	0	-	0	-	0	-		0	0	0	0	-	0	-
Total	0	304	2	2	100.00%	0	304	232	143	61.64%	89	38.36%	0	0.00%		0	281	122	122	100.00%	0	0.00%

Statement of Votes Cast
Dickinson County, MI
August 2, 2016
Primary Election
SOVC For Jurisdiction Wide, All Counters, All Races

	Waucedah Twp Clerk					Waucedah Twp Treasurer				Waucedah Twp Trustees				Waucedah Twp Constable			
	Reg. Voters	Times Counted	Total Votes	Lori Turri (REP)	Write-In Votes	Reg. Voters	Times Counted	Total Votes	Write-In Votes	Reg. Voters	Times Counted	Total Votes	Write-In Votes	Reg. Voters	Times Counted	Total Votes	Write-In Votes
Jurisdiction Wide																	
Breen Township Precinct 1																	
Polling	-	-	-	-	-	-	-	-	-	-	-	-	-	-	-	-	-
AVCB (if used)	-	-	-	-	-	-	-	-	-	-	-	-	-	-	-	-	-
Total	-	-	-	-	-	-	-	-	-	-	-	-	-	-	-	-	-
Breitung Township Precinct 1																	
Polling	-	-	-	-	-	-	-	-	-	-	-	-	-	-	-	-	-
AVCB (if used)	-	-	-	-	-	-	-	-	-	-	-	-	-	-	-	-	-
Total	-	-	-	-	-	-	-	-	-	-	-	-	-	-	-	-	-
Breitung Township Precinct 2																	
Polling	-	-	-	-	-	-	-	-	-	-	-	-	-	-	-	-	-
AVCB (if used)	-	-	-	-	-	-	-	-	-	-	-	-	-	-	-	-	-
Total	-	-	-	-	-	-	-	-	-	-	-	-	-	-	-	-	-
Breitung Township Precinct 3																	
Polling	-	-	-	-	-	-	-	-	-	-	-	-	-	-	-	-	-
AVCB (if used)	-	-	-	-	-	-	-	-	-	-	-	-	-	-	-	-	-
Total	-	-	-	-	-	-	-	-	-	-	-	-	-	-	-	-	-
City of Iron Mountain Precinct 1																	
Polling	-	-	-	-	-	-	-	-	-	-	-	-	-	-	-	-	-
AVCB (if used)	-	-	-	-	-	-	-	-	-	-	-	-	-	-	-	-	-
Total	-	-	-	-	-	-	-	-	-	-	-	-	-	-	-	-	-
City of Iron Mountain Precinct 2																	
Polling	-	-	-	-	-	-	-	-	-	-	-	-	-	-	-	-	-
AVCB (if used)	-	-	-	-	-	-	-	-	-	-	-	-	-	-	-	-	-
Total	-	-	-	-	-	-	-	-	-	-	-	-	-	-	-	-	-
City of Iron Mountain Precinct 3																	
Polling	-	-	-	-	-	-	-	-	-	-	-	-	-	-	-	-	-
AVCB (if used)	-	-	-	-	-	-	-	-	-	-	-	-	-	-	-	-	-
Total	-	-	-	-	-	-	-	-	-	-	-	-	-	-	-	-	-
City of Kingsford Precinct 1																	
Polling	-	-	-	-	-	-	-	-	-	-	-	-	-	-	-	-	-
AVCB (if used)	-	-	-	-	-	-	-	-	-	-	-	-	-	-	-	-	-
Total	-	-	-	-	-	-	-	-	-	-	-	-	-	-	-	-	-
City of Kingsford Precinct 2																	
Polling	-	-	-	-	-	-	-	-	-	-	-	-	-	-	-	-	-
AVCB (if used)	-	-	-	-	-	-	-	-	-	-	-	-	-	-	-	-	-
Total	-	-	-	-	-	-	-	-	-	-	-	-	-	-	-	-	-
City of Norway Precinct 1																	

Statement of Votes Cast
Dickinson County, MI
August 2, 2016
Primary Election
SOVC For Jurisdiction Wide, All Counters, All Races

	Waucedah Twp Clerk					Waucedah Twp Treasurer				Waucedah Twp Trustees				Waucedah Twp Constable			
	Reg. Voters	Times Counted	Total Votes	Lori Turri (REP)	Write-In Votes	Reg. Voters	Times Counted	Total Votes	Write-In Votes	Reg. Voters	Times Counted	Total Votes	Write-In Votes	Reg. Voters	Times Counted	Total Votes	Write-In Votes
Polling	-	-	-	-	-	-	-	-	-	-	-	-	-	-	-	-	-
AVCB (if used)	-	-	-	-	-	-	-	-	-	-	-	-	-	-	-	-	-
Total	-	-	-	-	-	-	-	-	-	-	-	-	-	-	-	-	-
Felch Township Precinct 1																	
Polling	-	-	-	-	-	-	-	-	-	-	-	-	-	-	-	-	-
AVCB (if used)	-	-	-	-	-	-	-	-	-	-	-	-	-	-	-	-	-
Total	-	-	-	-	-	-	-	-	-	-	-	-	-	-	-	-	-
Norway Township Precinct 1																	
Polling	-	-	-	-	-	-	-	-	-	-	-	-	-	-	-	-	-
AVCB (if used)	-	-	-	-	-	-	-	-	-	-	-	-	-	-	-	-	-
Total	-	-	-	-	-	-	-	-	-	-	-	-	-	-	-	-	-
Sagola Township Precinct 1																	
Polling	-	-	-	-	-	-	-	-	-	-	-	-	-	-	-	-	-
AVCB (if used)	-	-	-	-	-	-	-	-	-	-	-	-	-	-	-	-	-
Total	-	-	-	-	-	-	-	-	-	-	-	-	-	-	-	-	-
Sagola Township Precinct 2																	
Polling	-	-	-	-	-	-	-	-	-	-	-	-	-	-	-	-	-
AVCB (if used)	-	-	-	-	-	-	-	-	-	-	-	-	-	-	-	-	-
Total	-	-	-	-	-	-	-	-	-	-	-	-	-	-	-	-	-
Waucedah Township Precinct 1																	
Polling	0	281	114	114	100.00%	0	0.00%	0	281	6	6	100.00%	0	281	2	2	100.00%	0	281	2	2	100.00%
AVCB (if used)	0	0	0	0	-	0	-	0	0	0	0	-	0	0	0	0	-	0	0	0	0	-
Total	0	281	114	114	100.00%	0	0.00%	0	281	6	6	100.00%	0	281	2	2	100.00%	0	281	2	2	100.00%
West Branch Township Precinct 1																	
Polling	-	-	-	-	-	-	-	-	-	-	-	-	-	-	-	-	-
AVCB (if used)	-	-	-	-	-	-	-	-	-	-	-	-	-	-	-	-	-
Total	-	-	-	-	-	-	-	-	-	-	-	-	-	-	-	-	-
Total																	
Polling	0	281	114	114	100.00%	0	0.00%	0	281	6	6	100.00%	0	281	2	2	100.00%	0	281	2	2	100.00%
AVCB (if used)	0	0	0	0	-	0	-	0	0	0	0	-	0	0	0	0	-	0	0	0	0	-
Total	0	281	114	114	100.00%	0	0.00%	0	281	6	6	100.00%	0	281	2	2	100.00%	0	281	2	2	100.00%

Statement of Votes Cast
Dickinson County, MI
August 2, 2016
Primary Election
SOVC For Jurisdiction Wide, All Counters, All Races

	West Branch Twp Supervisor				West Branch Twp Clerk				West Branch Treasurer				West Branch Twp Trustee			
	Reg. Voters	Times Counted	Total Votes	Write-In Votes	Reg. Voters	Times Counted	Total Votes	Write-In Votes	Reg. Voters	Times Counted	Total Votes	Write-In Votes	Reg. Voters	Times Counted	Total Votes	Write-In Votes
Jurisdiction Wide																
Breen Township Precinct 1																
Polling	-	-	-	-	-	-	-	-	-	-	-	-	-	-	-	-
AVCB (if used)	-	-	-	-	-	-	-	-	-	-	-	-	-	-	-	-
Total	-	-	-	-	-	-	-	-	-	-	-	-	-	-	-	-
Breitung Township Precinct 1																
Polling	-	-	-	-	-	-	-	-	-	-	-	-	-	-	-	-
AVCB (if used)	-	-	-	-	-	-	-	-	-	-	-	-	-	-	-	-
Total	-	-	-	-	-	-	-	-	-	-	-	-	-	-	-	-
Breitung Township Precinct 2																
Polling	-	-	-	-	-	-	-	-	-	-	-	-	-	-	-	-
AVCB (if used)	-	-	-	-	-	-	-	-	-	-	-	-	-	-	-	-
Total	-	-	-	-	-	-	-	-	-	-	-	-	-	-	-	-
Breitung Township Precinct 3																
Polling	-	-	-	-	-	-	-	-	-	-	-	-	-	-	-	-
AVCB (if used)	-	-	-	-	-	-	-	-	-	-	-	-	-	-	-	-
Total	-	-	-	-	-	-	-	-	-	-	-	-	-	-	-	-
City of Iron Mountain Precinct 1																
Polling	-	-	-	-	-	-	-	-	-	-	-	-	-	-	-	-
AVCB (if used)	-	-	-	-	-	-	-	-	-	-	-	-	-	-	-	-
Total	-	-	-	-	-	-	-	-	-	-	-	-	-	-	-	-
City of Iron Mountain Precinct 2																
Polling	-	-	-	-	-	-	-	-	-	-	-	-	-	-	-	-
AVCB (if used)	-	-	-	-	-	-	-	-	-	-	-	-	-	-	-	-
Total	-	-	-	-	-	-	-	-	-	-	-	-	-	-	-	-
CIty of Iron Mountain Precinct 3																
Polling	-	-	-	-	-	-	-	-	-	-	-	-	-	-	-	-
AVCB (if used)	-	-	-	-	-	-	-	-	-	-	-	-	-	-	-	-
Total	-	-	-	-	-	-	-	-	-	-	-	-	-	-	-	-
City of Kingsford Precinct 1																
Polling	-	-	-	-	-	-	-	-	-	-	-	-	-	-	-	-
AVCB (if used)	-	-	-	-	-	-	-	-	-	-	-	-	-	-	-	-
Total	-	-	-	-	-	-	-	-	-	-	-	-	-	-	-	-
City of Kingsford Precinct 2																
Polling	-	-	-	-	-	-	-	-	-	-	-	-	-	-	-	-
AVCB (if used)	-	-	-	-	-	-	-	-	-	-	-	-	-	-	-	-
Total	-	-	-	-	-	-	-	-	-	-	-	-	-	-	-	-
City of Norway Precinct 1																

Statement of Votes Cast
Dickinson County, MI
August 2, 2016
Primary Election
SOVC For Jurisdiction Wide, All Counters, All Races

	West Branch Twp Supervisor				West Branch Twp Clerk				West Branch Treasurer				West Branch Twp Trustee			
	Reg. Voters	Times Counted	Total Votes	Write-In Votes	Reg. Voters	Times Counted	Total Votes	Write-In Votes	Reg. Voters	Times Counted	Total Votes	Write-In Votes	Reg. Voters	Times Counted	Total Votes	Write-In Votes
Polling	-	-	-	-	-	-	-	-	-	-	-	-	-	-	-	-
AVCB (if used)	-	-	-	-	-	-	-	-	-	-	-	-	-	-	-	-
Total	-	-	-	-	-	-	-	-	-	-	-	-	-	-	-	-
Felch Township Precinct 1																
Polling	-	-	-	-	-	-	-	-	-	-	-	-	-	-	-	-
AVCB (if used)	-	-	-	-	-	-	-	-	-	-	-	-	-	-	-	-
Total	-	-	-	-	-	-	-	-	-	-	-	-	-	-	-	-
Norway Township Precinct 1																
Polling	-	-	-	-	-	-	-	-	-	-	-	-	-	-	-	-
AVCB (if used)	-	-	-	-	-	-	-	-	-	-	-	-	-	-	-	-
Total	-	-	-	-	-	-	-	-	-	-	-	-	-	-	-	-
Sagola Township Precinct 1																
Polling	-	-	-	-	-	-	-	-	-	-	-	-	-	-	-	-
AVCB (if used)	-	-	-	-	-	-	-	-	-	-	-	-	-	-	-	-
Total	-	-	-	-	-	-	-	-	-	-	-	-	-	-	-	-
Sagola Township Precinct 2																
Polling	-	-	-	-	-	-	-	-	-	-	-	-	-	-	-	-
AVCB (if used)	-	-	-	-	-	-	-	-	-	-	-	-	-	-	-	-
Total	-	-	-	-	-	-	-	-	-	-	-	-	-	-	-	-
Waucedah Township Precinct 1																
Polling	-	-	-	-	-	-	-	-	-	-	-	-	-	-	-	-
AVCB (if used)	-	-	-	-	-	-	-	-	-	-	-	-	-	-	-	-
Total	-	-	-	-	-	-	-	-	-	-	-	-	-	-	-	-
West Branch Township Precinct 1																
Polling	0	18	0	0	0	18	0	0	0	18	0	0	0	18	0	0
AVCB (if used)	0	0	0	0	0	0	0	0	0	0	0	0	0	0	0	0
Total	0	18	0	0	0	18	0	0	0	18	0	0	0	18	0	0
Total																
Polling	0	18	0	0	0	18	0	0	0	18	0	0	0	18	0	0
AVCB (if used)	0	0	0	0	0	0	0	0	0	0	0	0	0	0	0	0
Total	0	18	0	0	0	18	0	0	0	18	0	0	0	18	0	0

Statement of Votes Cast
Dickinson County, MI
August 2, 2016
Primary Election
SOVC For Jurisdiction Wide, All Counters, All Races

	West Branch Twp Constable				Breen 1 Precinct Delegate				Breitung 1 Precinct Delegate					
	Reg. Voters	Times Counted	Total Votes	Write-In Votes	Reg. Voters	Times Counted	Total Votes	Write-In Votes	Reg. Voters	Times Counted	Total Votes	David R. Soderbloom (REP)	Write-In Votes	
Jurisdiction Wide														
Breen Township Precinct 1														
Polling	-	-	-	-	0	189	5	5 100.00%	-	-	-	-	-	-
AVCB (if used)	-	-	-	-	0	0	0	0 -	-	-	-	-	-	-
Total	-	-	-	-	0	189	5	5 100.00%	-	-	-	-	-	-
Breitung Township Precinct 1														
Polling	-	-	-	-	-	-	-	- -	0	396	188	188 100.00%	0	0.00%
AVCB (if used)	-	-	-	-	-	-	-	- -	0	117	56	56 100.00%	0	0.00%
Total	-	-	-	-	-	-	-	- -	0	513	244	244 100.00%	0	0.00%
Breitung Township Precinct 2														
Polling	-	-	-	-	-	-	-	- -	-	-	-	-	-	-
AVCB (if used)	-	-	-	-	-	-	-	- -	-	-	-	-	-	-
Total	-	-	-	-	-	-	-	- -	-	-	-	-	-	-
Breitung Township Precinct 3														
Polling	-	-	-	-	-	-	-	- -	-	-	-	-	-	-
AVCB (if used)	-	-	-	-	-	-	-	- -	-	-	-	-	-	-
Total	-	-	-	-	-	-	-	- -	-	-	-	-	-	-
City of Iron Mountain Precinct 1														
Polling	-	-	-	-	-	-	-	- -	-	-	-	-	-	-
AVCB (if used)	-	-	-	-	-	-	-	- -	-	-	-	-	-	-
Total	-	-	-	-	-	-	-	- -	-	-	-	-	-	-
City of Iron Mountain Precinct 2														
Polling	-	-	-	-	-	-	-	- -	-	-	-	-	-	-
AVCB (if used)	-	-	-	-	-	-	-	- -	-	-	-	-	-	-
Total	-	-	-	-	-	-	-	- -	-	-	-	-	-	-
CIty of Iron Mountain Precinct 3														
Polling	-	-	-	-	-	-	-	- -	-	-	-	-	-	-
AVCB (if used)	-	-	-	-	-	-	-	- -	-	-	-	-	-	-
Total	-	-	-	-	-	-	-	- -	-	-	-	-	-	-
City of Kingsford Precinct 1														
Polling	-	-	-	-	-	-	-	- -	-	-	-	-	-	-
AVCB (if used)	-	-	-	-	-	-	-	- -	-	-	-	-	-	-
Total	-	-	-	-	-	-	-	- -	-	-	-	-	-	-
City of Kingsford Precinct 2														
Polling	-	-	-	-	-	-	-	- -	-	-	-	-	-	-
AVCB (if used)	-	-	-	-	-	-	-	- -	-	-	-	-	-	-
Total	-	-	-	-	-	-	-	- -	-	-	-	-	-	-
City of Norway Precinct 1														

Statement of Votes Cast
Dickinson County, MI
August 2, 2016
Primary Election
SOVC For Jurisdiction Wide, All Counters, All Races

	West Branch Twp Constable				Breen 1 Precinct Delegate				Breitung 1 Precinct Delegate					
	Reg. Voters	Times Counted	Total Votes	Write-In Votes	Reg. Voters	Times Counted	Total Votes	Write-In Votes	Reg. Voters	Times Counted	Total Votes	David R. Soderbloom (REP)	Write-In Votes	
Polling	-	-	-	-	-	-	-	-	-	-	-	-	-	-
AVCB (if used)	-	-	-	-	-	-	-	-	-	-	-	-	-	-
Total	-	-	-	-	-	-	-	-	-	-	-	-	-	-
Felch Township Precinct 1														
Polling	-	-	-	-	-	-	-	-	-	-	-	-	-	-
AVCB (if used)	-	-	-	-	-	-	-	-	-	-	-	-	-	-
Total	-	-	-	-	-	-	-	-	-	-	-	-	-	-
Norway Township Precinct 1														
Polling	-	-	-	-	-	-	-	-	-	-	-	-	-	-
AVCB (if used)	-	-	-	-	-	-	-	-	-	-	-	-	-	-
Total	-	-	-	-	-	-	-	-	-	-	-	-	-	-
Sagola Township Precinct 1														
Polling	-	-	-	-	-	-	-	-	-	-	-	-	-	-
AVCB (if used)	-	-	-	-	-	-	-	-	-	-	-	-	-	-
Total	-	-	-	-	-	-	-	-	-	-	-	-	-	-
Sagola Township Precinct 2														
Polling	-	-	-	-	-	-	-	-	-	-	-	-	-	-
AVCB (if used)	-	-	-	-	-	-	-	-	-	-	-	-	-	-
Total	-	-	-	-	-	-	-	-	-	-	-	-	-	-
Waucedah Township Precinct 1														
Polling	-	-	-	-	-	-	-	-	-	-	-	-	-	-
AVCB (if used)	-	-	-	-	-	-	-	-	-	-	-	-	-	-
Total	-	-	-	-	-	-	-	-	-	-	-	-	-	-
West Branch Township Precinct 1														
Polling	0	18	0	0	-	-	-	-	-	-	-	-	-	-
AVCB (if used)	0	0	0	0	-	-	-	-	-	-	-	-	-	-
Total	0	18	0	0	-	-	-	-	-	-	-	-	-	-
Total														
Polling	0	18	0	0	0	189	5	5	100.00%	0	396	188	188	100.00%	0	0.00%
AVCB (if used)	0	0	0	0	0	0	0	0	-	0	117	56	56	100.00%	0	0.00%
Total	0	18	0	0	0	189	5	5	100.00%	0	513	244	244	100.00%	0	0.00%

Statement of Votes Cast
Dickinson County, MI
August 2, 2016
Primary Election
SOVC For Jurisdiction Wide, All Counters, All Races

	Breitung 2 Precinct Delegate					Breitung 3 Precinct Delegate							
	Reg. Voters	Times Counted	Total Votes	John Dougoveto (REP)	Write-In Votes	Reg. Voters	Times Counted	Total Votes	Emily Mortl (REP)	Frank E. Smith (REP)	Hans E. Wienke (REP)	Write-In Votes	
Jurisdiction Wide													
Breen Township Precinct 1													
Polling	-	-	-	-	-	-	-	-	-	-	-	-	-
AVCB (if used)	-	-	-	-	-	-	-	-	-	-	-	-	-
Total	-	-	-	-	-	-	-	-	-	-	-	-	-
Breitung Township Precinct 1													
Polling	-	-	-	-	-	-	-	-	-	-	-	-	-
AVCB (if used)	-	-	-	-	-	-	-	-	-	-	-	-	-
Total	-	-	-	-	-	-	-	-	-	-	-	-	-
Breitung Township Precinct 2													
Polling	0	317	158	155 98.10%	3 1.90%	-	-	-	-	-	-	-	-
AVCB (if used)	0	63	34	34 100.00%	0 0.00%	-	-	-	-	-	-	-	-
Total	0	380	192	189 98.44%	3 1.56%	-	-	-	-	-	-	-	-
Breitung Township Precinct 3													
Polling	-	-	-	-	-	0	472	424	131 30.90%	171 40.33%	121 28.54%	1 0.24%	
AVCB (if used)	-	-	-	-	-	0	180	168	52 30.95%	62 36.90%	51 30.36%	3 1.79%	
Total	-	-	-	-	-	0	652	592	183 30.91%	233 39.36%	172 29.05%	4 0.68%	
City of Iron Mountain Precinct 1													
Polling	-	-	-	-	-	-	-	-	-	-	-	-	-
AVCB (if used)	-	-	-	-	-	-	-	-	-	-	-	-	-
Total	-	-	-	-	-	-	-	-	-	-	-	-	-
City of Iron Mountain Precinct 2													
Polling	-	-	-	-	-	-	-	-	-	-	-	-	-
AVCB (if used)	-	-	-	-	-	-	-	-	-	-	-	-	-
Total	-	-	-	-	-	-	-	-	-	-	-	-	-
City of Iron Mountain Precinct 3													
Polling	-	-	-	-	-	-	-	-	-	-	-	-	-
AVCB (if used)	-	-	-	-	-	-	-	-	-	-	-	-	-
Total	-	-	-	-	-	-	-	-	-	-	-	-	-
City of Kingsford Precinct 1													
Polling	-	-	-	-	-	-	-	-	-	-	-	-	-
AVCB (if used)	-	-	-	-	-	-	-	-	-	-	-	-	-
Total	-	-	-	-	-	-	-	-	-	-	-	-	-
City of Kingsford Precinct 2													
Polling	-	-	-	-	-	-	-	-	-	-	-	-	-
AVCB (if used)	-	-	-	-	-	-	-	-	-	-	-	-	-
Total	-	-	-	-	-	-	-	-	-	-	-	-	-
City of Norway Precinct 1													

Statement of Votes Cast
Dickinson County, MI
August 2, 2016
Primary Election
SOVC For Jurisdiction Wide, All Counters, All Races

	Breitung 2 Precinct Delegate								Breitung 3 Precinct Delegate											
	Reg. Voters	Times Counted	Total Votes	John Dougoveto (REP)		Write-In Votes			Reg. Voters	Times Counted	Total Votes	Emily Mortl (REP)		Frank E. Smith (REP)		Hans E. Wienke (REP)		Write-In Votes		
Polling	-	-	-	-	-	-	-		-	-	-	-	-	-	-	-	-	-	-	
AVCB (if used)	-	-	-	-	-	-	-		-	-	-	-	-	-	-	-	-	-	-	
Total	-	-	-	-	-	-	-		-	-	-	-	-	-	-	-	-	-	-	
Felch Township Precinct 1																				
Polling	-	-	-	-	-	-	-		-	-	-	-	-	-	-	-	-	-	-	
AVCB (if used)	-	-	-	-	-	-	-		-	-	-	-	-	-	-	-	-	-	-	
Total	-	-	-	-	-	-	-		-	-	-	-	-	-	-	-	-	-	-	
Norway Township Precinct 1																				
Polling	-	-	-	-	-	-	-		-	-	-	-	-	-	-	-	-	-	-	
AVCB (if used)	-	-	-	-	-	-	-		-	-	-	-	-	-	-	-	-	-	-	
Total	-	-	-	-	-	-	-		-	-	-	-	-	-	-	-	-	-	-	
Sagola Township Precinct 1																				
Polling	-	-	-	-	-	-	-		-	-	-	-	-	-	-	-	-	-	-	
AVCB (if used)	-	-	-	-	-	-	-		-	-	-	-	-	-	-	-	-	-	-	
Total	-	-	-	-	-	-	-		-	-	-	-	-	-	-	-	-	-	-	
Sagola Township Precinct 2																				
Polling	-	-	-	-	-	-	-		-	-	-	-	-	-	-	-	-	-	-	
AVCB (if used)	-	-	-	-	-	-	-		-	-	-	-	-	-	-	-	-	-	-	
Total	-	-	-	-	-	-	-		-	-	-	-	-	-	-	-	-	-	-	
Waucedah Township Precinct 1																				
Polling	-	-	-	-	-	-	-		-	-	-	-	-	-	-	-	-	-	-	
AVCB (if used)	-	-	-	-	-	-	-		-	-	-	-	-	-	-	-	-	-	-	
Total	-	-	-	-	-	-	-		-	-	-	-	-	-	-	-	-	-	-	
West Branch Township Precinct 1																				
Polling	-	-	-	-	-	-	-		-	-	-	-	-	-	-	-	-	-	-	
AVCB (if used)	-	-	-	-	-	-	-		-	-	-	-	-	-	-	-	-	-	-	
Total	-	-	-	-	-	-	-		-	-	-	-	-	-	-	-	-	-	-	
Total																				
Polling	0	317	158	155	98.10%	3	1.90%		0	472	424	131	30.90%	171	40.33%	121	28.54%	1	0.24%	
AVCB (if used)	0	63	34	34	100.00%	0	0.00%		0	180	168	52	30.95%	62	36.90%	51	30.36%	3	1.79%	
Total	0	380	192	189	98.44%	3	1.56%		0	652	592	183	30.91%	233	39.36%	172	29.05%	4	0.68%	

Statement of Votes Cast
Dickinson County, MI
August 2, 2016
Primary Election
SOVC For Jurisdiction Wide, All Counters, All Races

	Iron Mountain 1 Precinct Delegate												Iron Mountain 2 Precinct Delegate					Iron Mountain 3 Precinct Delegate					
	Reg. Voters	Times Counted	Total Votes	Alan Arcand (REP)		Nancy A. Arcand (REP)		Raymond A. Valerio (REP)		Write-In Votes			Reg. Voters	Times Counted	Total Votes	Write-In Votes		Reg. Voters	Times Counted	Total Votes	Rene M.LaChapelle (REP)		Write-In Votes	
Jurisdiction Wide																								
Breen Township Precinct 1																								
Polling	-	-	-	-	-	-	-	-	-	-	-	-	-	-	-	-	-	-	-	-	-	-	-	-
AVCB (if used)	-	-	-	-	-	-	-	-	-	-	-	-	-	-	-	-	-	-	-	-	-	-	-	-
Total	-	-	-	-	-	-	-	-	-	-	-	-	-	-	-	-	-	-	-	-	-	-	-	-
Breitung Township Precinct 1																								
Polling	-	-	-	-	-	-	-	-	-	-	-	-	-	-	-	-	-	-	-	-	-	-	-	-
AVCB (if used)	-	-	-	-	-	-	-	-	-	-	-	-	-	-	-	-	-	-	-	-	-	-	-	-
Total	-	-	-	-	-	-	-	-	-	-	-	-	-	-	-	-	-	-	-	-	-	-	-	-
Breitung Township Precinct 2																								
Polling	-	-	-	-	-	-	-	-	-	-	-	-	-	-	-	-	-	-	-	-	-	-	-	-
AVCB (if used)	-	-	-	-	-	-	-	-	-	-	-	-	-	-	-	-	-	-	-	-	-	-	-	-
Total	-	-	-	-	-	-	-	-	-	-	-	-	-	-	-	-	-	-	-	-	-	-	-	-
Breitung Township Precinct 3																								
Polling	-	-	-	-	-	-	-	-	-	-	-	-	-	-	-	-	-	-	-	-	-	-	-	-
AVCB (if used)	-	-	-	-	-	-	-	-	-	-	-	-	-	-	-	-	-	-	-	-	-	-	-	-
Total	-	-	-	-	-	-	-	-	-	-	-	-	-	-	-	-	-	-	-	-	-	-	-	-
City of Iron Mountain Precinct 1																								
Polling	0	417	361	150	41.55%	97	26.87%	113	31.30%	1	0.28%		-	-	-	-	-	-	-	-	-	-	-	-
AVCB (if used)	0	90	81	28	34.57%	22	27.16%	25	30.86%	6	7.41%		-	-	-	-	-	-	-	-	-	-	-	-
Total	0	507	442	178	40.27%	119	26.92%	138	31.22%	7	1.58%		-	-	-	-	-	-	-	-	-	-	-	-
City of Iron Mountain Precinct 2																								
Polling	-	-	-	-	-	-	-	-	-	-	-	-	0	428	23	23	100.00%	-	-	-	-	-	-	-
AVCB (if used)	-	-	-	-	-	-	-	-	-	-	-	-	0	45	0	0	-	-	-	-	-	-	-	-
Total	-	-	-	-	-	-	-	-	-	-	-	-	0	473	23	23	100.00%	-	-	-	-	-	-	-
City of Iron Mountain Precinct 3																								
Polling	-	-	-	-	-	-	-	-	-	-	-	-	-	-	-	-	-	0	426	193	186	96.37%	7	3.63%
AVCB (if used)	-	-	-	-	-	-	-	-	-	-	-	-	-	-	-	-	-	0	62	29	29	100.00%	0	0.00%
Total	-	-	-	-	-	-	-	-	-	-	-	-	-	-	-	-	-	0	488	222	215	96.85%	7	3.15%
City of Kingsford Precinct 1																								
Polling	-	-	-	-	-	-	-	-	-	-	-	-	-	-	-	-	-	-	-	-	-	-	-	-
AVCB (if used)	-	-	-	-	-	-	-	-	-	-	-	-	-	-	-	-	-	-	-	-	-	-	-	-
Total	-	-	-	-	-	-	-	-	-	-	-	-	-	-	-	-	-	-	-	-	-	-	-	-
City of Kingsford Precinct 2																								
Polling	-	-	-	-	-	-	-	-	-	-	-	-	-	-	-	-	-	-	-	-	-	-	-	-
AVCB (if used)	-	-	-	-	-	-	-	-	-	-	-	-	-	-	-	-	-	-	-	-	-	-	-	-
Total	-	-	-	-	-	-	-	-	-	-	-	-	-	-	-	-	-	-	-	-	-	-	-	-
City of Norway Precinct 1																								

Statement of Votes Cast
Dickinson County, MI
August 2, 2016
Primary Election
SOVC For Jurisdiction Wide, All Counters, All Races

	Iron Mountain 1 Precinct Delegate												Iron Mountain 2 Precinct Delegate						Iron Mountain 3 Precinct Delegate							
	Reg. Voters	Times Counted	Total Votes	Alan Arcand (REP)		Nancy A. Arcand (REP)		Raymond A. Valerio (REP)		Write-In Votes			Reg. Voters	Times Counted	Total Votes	Write-In Votes			Reg. Voters	Times Counted	Total Votes	Rene M.LaChapelle (REP)		Write-In Votes		
Polling	-	-	-	-	-	-	-	-	-	-	-		-	-	-	-	-		-	-	-	-	-	-	-	
AVCB (if used)	-	-	-	-	-	-	-	-	-	-	-		-	-	-	-	-		-	-	-	-	-	-	-	
Total	-	-	-	-	-	-	-	-	-	-	-		-	-	-	-	-		-	-	-	-	-	-	-	
Felch Township Precinct 1																										
Polling	-	-	-	-	-	-	-	-	-	-	-		-	-	-	-	-		-	-	-	-	-	-	-	
AVCB (if used)	-	-	-	-	-	-	-	-	-	-	-		-	-	-	-	-		-	-	-	-	-	-	-	
Total	-	-	-	-	-	-	-	-	-	-	-		-	-	-	-	-		-	-	-	-	-	-	-	
Norway Township Precinct 1																										
Polling	-	-	-	-	-	-	-	-	-	-	-		-	-	-	-	-		-	-	-	-	-	-	-	
AVCB (if used)	-	-	-	-	-	-	-	-	-	-	-		-	-	-	-	-		-	-	-	-	-	-	-	
Total	-	-	-	-	-	-	-	-	-	-	-		-	-	-	-	-		-	-	-	-	-	-	-	
Sagola Township Precinct 1																										
Polling	-	-	-	-	-	-	-	-	-	-	-		-	-	-	-	-		-	-	-	-	-	-	-	
AVCB (if used)	-	-	-	-	-	-	-	-	-	-	-		-	-	-	-	-		-	-	-	-	-	-	-	
Total	-	-	-	-	-	-	-	-	-	-	-		-	-	-	-	-		-	-	-	-	-	-	-	
Sagola Township Precinct 2																										
Polling	-	-	-	-	-	-	-	-	-	-	-		-	-	-	-	-		-	-	-	-	-	-	-	
AVCB (if used)	-	-	-	-	-	-	-	-	-	-	-		-	-	-	-	-		-	-	-	-	-	-	-	
Total	-	-	-	-	-	-	-	-	-	-	-		-	-	-	-	-		-	-	-	-	-	-	-	
Waucedah Township Precinct 1																										
Polling	-	-	-	-	-	-	-	-	-	-	-		-	-	-	-	-		-	-	-	-	-	-	-	
AVCB (if used)	-	-	-	-	-	-	-	-	-	-	-		-	-	-	-	-		-	-	-	-	-	-	-	
Total	-	-	-	-	-	-	-	-	-	-	-		-	-	-	-	-		-	-	-	-	-	-	-	
West Branch Township Precinct 1																										
Polling	-	-	-	-	-	-	-	-	-	-	-		-	-	-	-	-		-	-	-	-	-	-	-	
AVCB (if used)	-	-	-	-	-	-	-	-	-	-	-		-	-	-	-	-		-	-	-	-	-	-	-	
Total	-	-	-	-	-	-	-	-	-	-	-		-	-	-	-	-		-	-	-	-	-	-	-	
Total																										
Polling	0	417	361	150	41.55%	97	26.87%	113	31.30%	1	0.28%		0	428	23	23	100.00%		0	426	193	186	96.37%	7	3.63%	
AVCB (if used)	0	90	81	28	34.57%	22	27.16%	25	30.86%	6	7.41%		0	45	0	0	-		0	62	29	29	100.00%	0	0.00%	
Total	0	507	442	178	40.27%	119	26.92%	138	31.22%	7	1.58%		0	473	23	23	100.00%		0	488	222	215	96.85%	7	3.15%	

Statement of Votes Cast
Dickinson County, MI
August 2, 2016
Primary Election
SOVC For Jurisdiction Wide, All Counters, All Races

	Kingsford 1 Precinct Delegate					Kingsford 2 Precinct Delegate					City of Norway 1 Precinct Delegate			
	Reg. Voters	Times Counted	Total Votes	Mary Ann Koerschner (REP)	Write-In Votes	Reg. Voters	Times Counted	Total Votes	Brian K. Smeester (REP)	Write-In Votes	Reg. Voters	Times Counted	Total Votes	Write-In Votes
Jurisdiction Wide														
Breen Township Precinct 1														
Polling	-	-	-	-	-	-	-	-	-	-	-	-	-	-
AVCB (if used)	-	-	-	-	-	-	-	-	-	-	-	-	-	-
Total	-	-	-	-	-	-	-	-	-	-	-	-	-	-
Breitung Township Precinct 1														
Polling	-	-	-	-	-	-	-	-	-	-	-	-	-	-
AVCB (if used)	-	-	-	-	-	-	-	-	-	-	-	-	-	-
Total	-	-	-	-	-	-	-	-	-	-	-	-	-	-
Breitung Township Precinct 2														
Polling	-	-	-	-	-	-	-	-	-	-	-	-	-	-
AVCB (if used)	-	-	-	-	-	-	-	-	-	-	-	-	-	-
Total	-	-	-	-	-	-	-	-	-	-	-	-	-	-
Breitung Township Precinct 3														
Polling	-	-	-	-	-	-	-	-	-	-	-	-	-	-
AVCB (if used)	-	-	-	-	-	-	-	-	-	-	-	-	-	-
Total	-	-	-	-	-	-	-	-	-	-	-	-	-	-
City of Iron Mountain Precinct 1														
Polling	-	-	-	-	-	-	-	-	-	-	-	-	-	-
AVCB (if used)	-	-	-	-	-	-	-	-	-	-	-	-	-	-
Total	-	-	-	-	-	-	-	-	-	-	-	-	-	-
City of Iron Mountain Precinct 2														
Polling	-	-	-	-	-	-	-	-	-	-	-	-	-	-
AVCB (if used)	-	-	-	-	-	-	-	-	-	-	-	-	-	-
Total	-	-	-	-	-	-	-	-	-	-	-	-	-	-
City of Iron Mountain Precinct 3														
Polling	-	-	-	-	-	-	-	-	-	-	-	-	-	-
AVCB (if used)	-	-	-	-	-	-	-	-	-	-	-	-	-	-
Total	-	-	-	-	-	-	-	-	-	-	-	-	-	-
City of Kingsford Precinct 1														
Polling	0	330	121	113 93.39%	8 6.61%	-	-	-	-	-	-	-	-	-
AVCB (if used)	0	85	43	43 100.00%	0 0.00%	-	-	-	-	-	-	-	-	-
Total	0	415	164	156 95.12%	8 4.88%	-	-	-	-	-	-	-	-	-
City of Kingsford Precinct 2														
Polling	-	-	-	-	-	0	450	156	150 96.15%	6 3.85%	-	-	-	-
AVCB (if used)	-	-	-	-	-	0	93	28	26 92.86%	2 7.14%	-	-	-	-
Total	-	-	-	-	-	0	543	184	176 95.65%	8 4.35%	-	-	-	-
City of Norway Precinct 1														

Statement of Votes Cast
Dickinson County, MI
August 2, 2016
Primary Election
SOVC For Jurisdiction Wide, All Counters, All Races

	Kingsford 1 Precinct Delegate							Kingsford 2 Precinct Delegate							City of Norway 1 Precinct Delegate				
	Reg. Voters	Times Counted	Total Votes	Mary Ann Koerschner (REP)		Write-In Votes		Reg. Voters	Times Counted	Total Votes	Brian K. Smeester (REP)		Write-In Votes		Reg. Voters	Times Counted	Total Votes	Write-In Votes	
Polling	-	-	-	-	-	-	-	-	-	-	-	-	-	-	0	443	10	10	100.00%
AVCB (if used)	-	-	-	-	-	-	-	-	-	-	-	-	-	-	0	48	0	0	-
Total	-	-	-	-	-	-	-	-	-	-	-	-	-	-	0	491	10	10	100.00%
Felch Township Precinct 1																			
Polling	-	-	-	-	-	-	-	-	-	-	-	-	-	-	-	-	-	-	-
AVCB (if used)	-	-	-	-	-	-	-	-	-	-	-	-	-	-	-	-	-	-	-
Total	-	-	-	-	-	-	-	-	-	-	-	-	-	-	-	-	-	-	-
Norway Township Precinct 1																			
Polling	-	-	-	-	-	-	-	-	-	-	-	-	-	-	-	-	-	-	-
AVCB (if used)	-	-	-	-	-	-	-	-	-	-	-	-	-	-	-	-	-	-	-
Total	-	-	-	-	-	-	-	-	-	-	-	-	-	-	-	-	-	-	-
Sagola Township Precinct 1																			
Polling	-	-	-	-	-	-	-	-	-	-	-	-	-	-	-	-	-	-	-
AVCB (if used)	-	-	-	-	-	-	-	-	-	-	-	-	-	-	-	-	-	-	-
Total	-	-	-	-	-	-	-	-	-	-	-	-	-	-	-	-	-	-	-
Sagola Township Precinct 2																			
Polling	-	-	-	-	-	-	-	-	-	-	-	-	-	-	-	-	-	-	-
AVCB (if used)	-	-	-	-	-	-	-	-	-	-	-	-	-	-	-	-	-	-	-
Total	-	-	-	-	-	-	-	-	-	-	-	-	-	-	-	-	-	-	-
Waucedah Township Precinct 1																			
Polling	-	-	-	-	-	-	-	-	-	-	-	-	-	-	-	-	-	-	-
AVCB (if used)	-	-	-	-	-	-	-	-	-	-	-	-	-	-	-	-	-	-	-
Total	-	-	-	-	-	-	-	-	-	-	-	-	-	-	-	-	-	-	-
West Branch Township Precinct 1																			
Polling	-	-	-	-	-	-	-	-	-	-	-	-	-	-	-	-	-	-	-
AVCB (if used)	-	-	-	-	-	-	-	-	-	-	-	-	-	-	-	-	-	-	-
Total	-	-	-	-	-	-	-	-	-	-	-	-	-	-	-	-	-	-	-
Total																			
Polling	0	330	121	113	93.39%	8	6.61%	0	450	156	150	96.15%	6	3.85%	0	443	10	10	100.00%
AVCB (if used)	0	85	43	43	100.00%	0	0.00%	0	93	28	26	92.86%	2	7.14%	0	48	0	0	-
Total	0	415	164	156	95.12%	8	4.88%	0	543	184	176	95.65%	8	4.35%	0	491	10	10	100.00%

Statement of Votes Cast
Dickinson County, MI
August 2, 2016
Primary Election
SOVC For Jurisdiction Wide, All Counters, All Races

	Felch 1 Precinct Delegate					Norway Twp Precinct Delegate										Sagola 1 Precinct Delegate						
	Reg. Voters	Times Counted	Total Votes	Write-In Votes		Reg. Voters	Times Counted	Total Votes	Pete Schlitt (REP)		Ann M. Stedman (REP)		Ed Stedman (REP)		Write-In Votes		Reg. Voters	Times Counted	Total Votes	Wallace Townsend (REP)		Write-In Votes	
Polling	-	-	-	-	-	-	-	-	-	-	-	-	-	-	-	-	-	-	-	-	-	-	-
AVCB (if used)	-	-	-	-	-	-	-	-	-	-	-	-	-	-	-	-	-	-	-	-	-	-	-
Total	-	-	-	-	-	-	-	-	-	-	-	-	-	-	-	-	-	-	-	-	-	-	-
Felch Township Precinct 1																							
Polling	0	179	4	4	100.00%	-	-	-	-	-	-	-	-	-	-	-	-	-	-	-	-	-	-
AVCB (if used)	0	0	0	0	-	-	-	-	-	-	-	-	-	-	-	-	-	-	-	-	-	-	-
Total	0	179	4	4	100.00%	-	-	-	-	-	-	-	-	-	-	-	-	-	-	-	-	-	-
Norway Township Precinct 1																							
Polling	-	-	-	-	-	0	322	228	96	42.11%	68	29.82%	64	28.07%	0	0.00%	-	-	-	-	-	-	-
AVCB (if used)	-	-	-	-	-	0	83	61	24	39.34%	18	29.51%	19	31.15%	0	0.00%	-	-	-	-	-	-	-
Total	-	-	-	-	-	0	405	289	120	41.52%	86	29.76%	83	28.72%	0	0.00%	-	-	-	-	-	-	-
Sagola Township Precinct 1																							
Polling	-	-	-	-	-	-	-	-	-	-	-	-	-	-	-	-	0	213	87	85	97.70%	2	2.30%
AVCB (if used)	-	-	-	-	-	-	-	-	-	-	-	-	-	-	-	-	0	0	0	0	-	0	-
Total	-	-	-	-	-	-	-	-	-	-	-	-	-	-	-	-	0	213	87	85	97.70%	2	2.30%
Sagola Township Precinct 2																							
Polling	-	-	-	-	-	-	-	-	-	-	-	-	-	-	-	-	-	-	-	-	-	-	-
AVCB (if used)	-	-	-	-	-	-	-	-	-	-	-	-	-	-	-	-	-	-	-	-	-	-	-
Total	-	-	-	-	-	-	-	-	-	-	-	-	-	-	-	-	-	-	-	-	-	-	-
Waucedah Township Precinct 1																							
Polling	-	-	-	-	-	-	-	-	-	-	-	-	-	-	-	-	-	-	-	-	-	-	-
AVCB (if used)	-	-	-	-	-	-	-	-	-	-	-	-	-	-	-	-	-	-	-	-	-	-	-
Total	-	-	-	-	-	-	-	-	-	-	-	-	-	-	-	-	-	-	-	-	-	-	-
West Branch Township Precinct 1																							
Polling	-	-	-	-	-	-	-	-	-	-	-	-	-	-	-	-	-	-	-	-	-	-	-
AVCB (if used)	-	-	-	-	-	-	-	-	-	-	-	-	-	-	-	-	-	-	-	-	-	-	-
Total	-	-	-	-	-	-	-	-	-	-	-	-	-	-	-	-	-	-	-	-	-	-	-
Total																							
Polling	0	179	4	4	100.00%	0	322	228	96	42.11%	68	29.82%	64	28.07%	0	0.00%	0	213	87	85	97.70%	2	2.30%
AVCB (if used)	0	0	0	0	-	0	83	61	24	39.34%	18	29.51%	19	31.15%	0	0.00%	0	0	0	0	-	0	-
Total	0	179	4	4	100.00%	0	405	289	120	41.52%	86	29.76%	83	28.72%	0	0.00%	0	213	87	85	97.70%	2	2.30%

Statement of Votes Cast
Dickinson County, MI
August 2, 2016
Primary Election
SOVC For Jurisdiction Wide, All Counters, All Races

	Sagola 2 Precinct Delegate				Waucedah 1 Precinct Delegate				West Branch 1 Precinct Delegate			
	Reg. Voters	Times Counted	Total Votes	Write-In Votes	Reg. Voters	Times Counted	Total Votes	Write-In Votes	Reg. Voters	Times Counted	Total Votes	Write-In Votes
Jurisdiction Wide												
Breen Township Precinct 1												
Polling	-	-	-	-	-	-	-	-	-	-	-	-
AVCB (if used)	-	-	-	-	-	-	-	-	-	-	-	-
Total	-	-	-	-	-	-	-	-	-	-	-	-
Breitung Township Precinct 1												
Polling	-	-	-	-	-	-	-	-	-	-	-	-
AVCB (if used)	-	-	-	-	-	-	-	-	-	-	-	-
Total	-	-	-	-	-	-	-	-	-	-	-	-
Breitung Township Precinct 2												
Polling	-	-	-	-	-	-	-	-	-	-	-	-
AVCB (if used)	-	-	-	-	-	-	-	-	-	-	-	-
Total	-	-	-	-	-	-	-	-	-	-	-	-
Breitung Township Precinct 3												
Polling	-	-	-	-	-	-	-	-	-	-	-	-
AVCB (if used)	-	-	-	-	-	-	-	-	-	-	-	-
Total	-	-	-	-	-	-	-	-	-	-	-	-
City of Iron Mountain Precinct 1												
Polling	-	-	-	-	-	-	-	-	-	-	-	-
AVCB (if used)	-	-	-	-	-	-	-	-	-	-	-	-
Total	-	-	-	-	-	-	-	-	-	-	-	-
City of Iron Mountain Precinct 2												
Polling	-	-	-	-	-	-	-	-	-	-	-	-
AVCB (if used)	-	-	-	-	-	-	-	-	-	-	-	-
Total	-	-	-	-	-	-	-	-	-	-	-	-
City of Iron Mountain Precinct 3												
Polling	-	-	-	-	-	-	-	-	-	-	-	-
AVCB (if used)	-	-	-	-	-	-	-	-	-	-	-	-
Total	-	-	-	-	-	-	-	-	-	-	-	-
City of Kingsford Precinct 1												
Polling	-	-	-	-	-	-	-	-	-	-	-	-
AVCB (if used)	-	-	-	-	-	-	-	-	-	-	-	-
Total	-	-	-	-	-	-	-	-	-	-	-	-
City of Kingsford Precinct 2												
Polling	-	-	-	-	-	-	-	-	-	-	-	-
AVCB (if used)	-	-	-	-	-	-	-	-	-	-	-	-
Total	-	-	-	-	-	-	-	-	-	-	-	-
City of Norway Precinct 1												

Statement of Votes Cast
Dickinson County, MI
August 2, 2016
Primary Election
SOVC For Jurisdiction Wide, All Counters, All Races

	Sagola 2 Precinct Delegate				Waucedah 1 Precinct Delegate				West Branch 1 Precinct Delegate			
	Reg. Voters	Times Counted	Total Votes	Write-In Votes	Reg. Voters	Times Counted	Total Votes	Write-In Votes	Reg. Voters	Times Counted	Total Votes	Write-In Votes
Polling	-	-	-	-	-	-	-	-	-	-	-	-
AVCB (if used)	-	-	-	-	-	-	-	-	-	-	-	-
Total	-	-	-	-	-	-	-	-	-	-	-	-
Felch Township Precinct 1												
Polling	-	-	-	-	-	-	-	-	-	-	-	-
AVCB (if used)	-	-	-	-	-	-	-	-	-	-	-	-
Total	-	-	-	-	-	-	-	-	-	-	-	-
Norway Township Precinct 1												
Polling	-	-	-	-	-	-	-	-	-	-	-	-
AVCB (if used)	-	-	-	-	-	-	-	-	-	-	-	-
Total	-	-	-	-	-	-	-	-	-	-	-	-
Sagola Township Precinct 1												
Polling	-	-	-	-	-	-	-	-	-	-	-	-
AVCB (if used)	-	-	-	-	-	-	-	-	-	-	-	-
Total	-	-	-	-	-	-	-	-	-	-	-	-
Sagola Township Precinct 2												
Polling	0	91	1	1 100.00%	-	-	-	-	-	-	-	-
AVCB (if used)	0	0	0	0 -	-	-	-	-	-	-	-	-
Total	0	91	1	1 100.00%	-	-	-	-	-	-	-	-
Waucedah Township Precinct 1												
Polling	-	-	-	-	0	281	3	3 100.00%	-	-	-	-
AVCB (if used)	-	-	-	-	0	0	0	0 -	-	-	-	-
Total	-	-	-	-	0	281	3	3 100.00%	-	-	-	-
West Branch Township Precinct 1												
Polling	-	-	-	-	-	-	-	-	0	18	0	0 -
AVCB (if used)	-	-	-	-	-	-	-	-	0	0	0	0 -
Total	-	-	-	-	-	-	-	-	0	18	0	0 -
Total												
Polling	0	91	1	1 100.00%	0	281	3	3 100.00%	0	18	0	0 -
AVCB (if used)	0	0	0	0 -	0	0	0	0 -	0	0	0	0 -
Total	0	91	1	1 100.00%	0	281	3	3 100.00%	0	18	0	0 -

Statement of Votes Cast
Dickinson County, MI
August 2, 2016
Primary Election
SOVC For Jurisdiction Wide, All Counters, All Races

	Dem Sheriff							Dem Clerk/Register of Deeds							Dem Treasurer					
	Reg. Voters	Times Counted	Total Votes	Scott A. Rutter (DEM)		Write-In Votes		Reg. Voters	Times Counted	Total Votes	Dolly L. Cook (DEM)		Write-In Votes		Reg. Voters	Times Counted	Total Votes	Write-In Votes		
Jurisdiction Wide																				
Breen Township Precinct 1																				
Polling	0	189	19	19	100.00%	0	0.00%	0	189	18	18	100.00%	0	0.00%	0	189	3	3	100.00%	
AVCB (if used)	0	0	0	0	-	0	-	0	0	0	0	-	0	-	0	0	0	0	-	
Total	0	189	19	19	100.00%	0	0.00%	0	189	18	18	100.00%	0	0.00%	0	189	3	3	100.00%	
Breitung Township Precinct 1																				
Polling	0	396	84	84	100.00%	0	0.00%	0	396	76	76	100.00%	0	0.00%	0	396	4	4	100.00%	
AVCB (if used)	0	117	23	23	100.00%	0	0.00%	0	117	25	25	100.00%	0	0.00%	0	117	2	2	100.00%	
Total	0	513	107	107	100.00%	0	0.00%	0	513	101	101	100.00%	0	0.00%	0	513	6	6	100.00%	
Breitung Township Precinct 2																				
Polling	0	317	79	79	100.00%	0	0.00%	0	317	72	72	100.00%	0	0.00%	0	317	4	4	100.00%	
AVCB (if used)	0	63	11	11	100.00%	0	0.00%	0	63	9	9	100.00%	0	0.00%	0	63	0	0	-	
Total	0	380	90	90	100.00%	0	0.00%	0	380	81	81	100.00%	0	0.00%	0	380	4	4	100.00%	
Breitung Township Precinct 3																				
Polling	0	472	133	133	100.00%	0	0.00%	0	472	123	123	100.00%	0	0.00%	0	472	11	11	100.00%	
AVCB (if used)	0	180	57	57	100.00%	0	0.00%	0	180	52	52	100.00%	0	0.00%	0	180	5	5	100.00%	
Total	0	652	190	190	100.00%	0	0.00%	0	652	175	175	100.00%	0	0.00%	0	652	16	16	100.00%	
City of Iron Mountain Precinct 1																				
Polling	0	417	160	159	99.38%	1	0.63%	0	417	140	139	99.29%	1	0.71%	0	417	14	14	100.00%	
AVCB (if used)	0	90	31	31	100.00%	0	0.00%	0	90	30	30	100.00%	0	0.00%	0	90	0	0	-	
Total	0	507	191	190	99.48%	1	0.52%	0	507	170	169	99.41%	1	0.59%	0	507	14	14	100.00%	
City of Iron Mountain Precinct 2																				
Polling	0	428	163	163	100.00%	0	0.00%	0	428	158	158	100.00%	0	0.00%	0	428	5	5	100.00%	
AVCB (if used)	0	45	17	17	100.00%	0	0.00%	0	45	17	17	100.00%	0	0.00%	0	45	0	0	-	
Total	0	473	180	180	100.00%	0	0.00%	0	473	175	175	100.00%	0	0.00%	0	473	5	5	100.00%	
City of Iron Mountain Precinct 3																				
Polling	0	426	155	154	99.35%	1	0.65%	0	426	148	148	100.00%	0	0.00%	0	426	10	10	100.00%	
AVCB (if used)	0	62	21	20	95.24%	1	4.76%	0	62	20	20	100.00%	0	0.00%	0	62	3	3	100.00%	
Total	0	488	176	174	98.86%	2	1.14%	0	488	168	168	100.00%	0	0.00%	0	488	13	13	100.00%	
City of Kingsford Precinct 1																				
Polling	0	330	115	115	100.00%	0	0.00%	0	330	110	110	100.00%	0	0.00%	0	330	6	6	100.00%	
AVCB (if used)	0	85	28	28	100.00%	0	0.00%	0	85	27	27	100.00%	0	0.00%	0	85	1	1	100.00%	
Total	0	415	143	143	100.00%	0	0.00%	0	415	137	137	100.00%	0	0.00%	0	415	7	7	100.00%	
City of Kingsford Precinct 2																				
Polling	0	450	142	140	98.59%	2	1.41%	0	450	130	130	100.00%	0	0.00%	0	450	10	10	100.00%	
AVCB (if used)	0	93	40	40	100.00%	0	0.00%	0	93	37	37	100.00%	0	0.00%	0	93	1	1	100.00%	
Total	0	543	182	180	98.90%	2	1.10%	0	543	167	167	100.00%	0	0.00%	0	543	11	11	100.00%	
City of Norway Precinct 1																				

Statement of Votes Cast
Dickinson County, MI
August 2, 2016
Primary Election
SOVC For Jurisdiction Wide, All Counters, All Races

	Dem Sheriff								Dem Clerk/Register of Deeds								Dem Treasurer							
	Reg. Voters	Times Counted	Total Votes	Scott A. Rutter (DEM)		Write-In Votes			Reg. Voters	Times Counted	Total Votes	Dolly L. Cook (DEM)		Write-In Votes			Reg. Voters	Times Counted	Total Votes	Write-In Votes				
Polling	0	443	174	173	99.43%	1	0.57%		0	443	165	163	98.79%	2	1.21%		0	443	13	13	100.00%			
AVCB (if used)	0	48	22	22	100.00%	0	0.00%		0	48	21	21	100.00%	0	0.00%		0	48	0	0	-			
Total	0	491	196	195	99.49%	1	0.51%		0	491	186	184	98.92%	2	1.08%		0	491	13	13	100.00%			
Felch Township Precinct 1																								
Polling	0	179	37	37	100.00%	0	0.00%		0	179	36	36	100.00%	0	0.00%		0	179	2	2	100.00%			
AVCB (if used)	0	0	0	0	-	0	-		0	0	0	0	-	0	-		0	0	0	0	-			
Total	0	179	37	37	100.00%	0	0.00%		0	179	36	36	100.00%	0	0.00%		0	179	2	2	100.00%			
Norway Township Precinct 1																								
Polling	0	322	132	132	100.00%	0	0.00%		0	322	118	117	99.15%	1	0.85%		0	322	6	6	100.00%			
AVCB (if used)	0	83	46	46	100.00%	0	0.00%		0	83	44	44	100.00%	0	0.00%		0	83	0	0	-			
Total	0	405	178	178	100.00%	0	0.00%		0	405	162	161	99.38%	1	0.62%		0	405	6	6	100.00%			
Sagola Township Precinct 1																								
Polling	0	213	43	43	100.00%	0	0.00%		0	213	42	41	97.62%	1	2.38%		0	213	1	1	100.00%			
AVCB (if used)	0	0	0	0	-	0	-		0	0	0	0	-	0	-		0	0	0	0	-			
Total	0	213	43	43	100.00%	0	0.00%		0	213	42	41	97.62%	1	2.38%		0	213	1	1	100.00%			
Sagola Township Precinct 2																								
Polling	0	91	21	21	100.00%	0	0.00%		0	91	19	19	100.00%	0	0.00%		0	91	2	2	100.00%			
AVCB (if used)	0	0	0	0	-	0	-		0	0	0	0	-	0	-		0	0	0	0	-			
Total	0	91	21	21	100.00%	0	0.00%		0	91	19	19	100.00%	0	0.00%		0	91	2	2	100.00%			
Waucedah Township Precinct 1																								
Polling	0	281	103	103	100.00%	0	0.00%		0	281	102	102	100.00%	0	0.00%		0	281	4	4	100.00%			
AVCB (if used)	0	0	0	0	-	0	-		0	0	0	0	-	0	-		0	0	0	0	-			
Total	0	281	103	103	100.00%	0	0.00%		0	281	102	102	100.00%	0	0.00%		0	281	4	4	100.00%			
West Branch Township Precinct 1																								
Polling	0	18	12	12	100.00%	0	0.00%		0	18	12	12	100.00%	0	0.00%		0	18	0	0	-			
AVCB (if used)	0	0	0	0	-	0	-		0	0	0	0	-	0	-		0	0	0	0	-			
Total	0	18	12	12	100.00%	0	0.00%		0	18	12	12	100.00%	0	0.00%		0	18	0	0	-			
Total																								
Polling	0	4972	1572	1567	99.68%	5	0.32%		0	4972	1469	1464	99.66%	5	0.34%		0	4972	95	95	100.00%			
AVCB (if used)	0	866	296	295	99.66%	1	0.34%		0	866	282	282	100.00%	0	0.00%		0	866	12	12	100.00%			
Total	0	5838	1868	1862	99.68%	6	0.32%		0	5838	1751	1746	99.71%	5	0.29%		0	5838	107	107	100.00%			

Statement of Votes Cast
Dickinson County, MI
August 2, 2016
Primary Election
SOVC For Jurisdiction Wide, All Counters, All Races

	Dem Mine Inspector					Dem Drain Commissioner					Dem Commissioner #1					Dem Commissioner #2							
	Reg. Voters	Times Counted	Total Votes	Write-In Votes		Reg. Voters	Times Counted	Total Votes	Write-In Votes		Reg. Voters	Times Counted	Total Votes	Write-In Votes		Reg. Voters	Times Counted	Total Votes	Kevin Pirlot (DEM)		Write-In Votes	
Jurisdiction Wide																							
Breen Township Precinct 1																							
Polling	0	189	3	3	100.00%	0	189	3	3	100.00%	-	-	-	-	-	-	-	-	-	-	-	-	-
AVCB (if used)	0	0	0	0	-	0	0	0	0	-	-	-	-	-	-	-	-	-	-	-	-	-	-
Total	0	189	3	3	100.00%	0	189	3	3	100.00%	-	-	-	-	-	-	-	-	-	-	-	-	-
Breitung Township Precinct 1																							
Polling	0	396	3	3	100.00%	0	396	3	3	100.00%	-	-	-	-	-	-	-	-	-	-	-	-	-
AVCB (if used)	0	117	2	2	100.00%	0	117	2	2	100.00%	-	-	-	-	-	-	-	-	-	-	-	-	-
Total	0	513	5	5	100.00%	0	513	5	5	100.00%	-	-	-	-	-	-	-	-	-	-	-	-	-
Breitung Township Precinct 2																							
Polling	0	317	4	4	100.00%	0	317	4	4	100.00%	-	-	-	-	-	-	-	-	-	-	-	-	-
AVCB (if used)	0	63	0	0	-	0	63	0	0	-	-	-	-	-	-	-	-	-	-	-	-	-	-
Total	0	380	4	4	100.00%	0	380	4	4	100.00%	-	-	-	-	-	-	-	-	-	-	-	-	-
Breitung Township Precinct 3																							
Polling	0	472	10	10	100.00%	0	472	9	9	100.00%	-	-	-	-	-	-	-	-	-	-	-	-	-
AVCB (if used)	0	180	4	4	100.00%	0	180	5	5	100.00%	-	-	-	-	-	-	-	-	-	-	-	-	-
Total	0	652	14	14	100.00%	0	652	14	14	100.00%	-	-	-	-	-	-	-	-	-	-	-	-	-
City of Iron Mountain Precinct 1																							
Polling	0	417	17	17	100.00%	0	417	14	14	100.00%	-	-	-	-	-	-	-	-	-	-	-	-	-
AVCB (if used)	0	90	0	0	-	0	90	0	0	-	-	-	-	-	-	-	-	-	-	-	-	-	-
Total	0	507	17	17	100.00%	0	507	14	14	100.00%	-	-	-	-	-	-	-	-	-	-	-	-	-
City of Iron Mountain Precinct 2																							
Polling	0	428	4	4	100.00%	0	428	4	4	100.00%	-	-	-	-	-	0	428	141	140	99.29%	1	0.71%	
AVCB (if used)	0	45	0	0	-	0	45	0	0	-	-	-	-	-	-	0	45	14	14	100.00%	0	0.00%	
Total	0	473	4	4	100.00%	0	473	4	4	100.00%	-	-	-	-	-	0	473	155	154	99.35%	1	0.65%	
CIty of Iron Mountain Precinct 3																							
Polling	0	426	10	10	100.00%	0	426	11	11	100.00%	-	-	-	-	-	0	426	134	134	100.00%	0	0.00%	
AVCB (if used)	0	62	3	3	100.00%	0	62	3	3	100.00%	-	-	-	-	-	0	62	18	18	100.00%	0	0.00%	
Total	0	488	13	13	100.00%	0	488	14	14	100.00%	-	-	-	-	-	0	488	152	152	100.00%	0	0.00%	
City of Kingsford Precinct 1																							
Polling	0	330	5	5	100.00%	0	330	5	5	100.00%	0	330	5	5	100.00%	-	-	-	-	-	-	-	-
AVCB (if used)	0	85	1	1	100.00%	0	85	1	1	100.00%	0	85	0	0	-	-	-	-	-	-	-	-	-
Total	0	415	6	6	100.00%	0	415	6	6	100.00%	0	415	5	5	100.00%	-	-	-	-	-	-	-	-
City of Kingsford Precinct 2																							
Polling	0	450	9	9	100.00%	0	450	9	9	100.00%	0	450	4	4	100.00%	-	-	-	-	-	-	-	-
AVCB (if used)	0	93	1	1	100.00%	0	93	1	1	100.00%	0	93	0	0	-	-	-	-	-	-	-	-	-
Total	0	543	10	10	100.00%	0	543	10	10	100.00%	0	543	4	4	100.00%	-	-	-	-	-	-	-	-
City of Norway Precinct 1																							

Statement of Votes Cast
Dickinson County, MI
August 2, 2016
Primary Election
SOVC For Jurisdiction Wide, All Counters, All Races

	Dem Mine Inspector					Dem Drain Commissioner					Dem Commissioner #1					Dem Commissioner #2						
	Reg. Voters	Times Counted	Total Votes	Write-In Votes		Reg. Voters	Times Counted	Total Votes	Write-In Votes		Reg. Voters	Times Counted	Total Votes	Write-In Votes		Reg. Voters	Times Counted	Total Votes	Kevin Pirlot (DEM)		Write-In Votes	
Polling	0	443	12	12	100.00%	0	443	13	13	100.00%	-	-	-	-	-	-	-	-	-	-	-	-
AVCB (if used)	0	48	0	0	-	0	48	0	0	-	-	-	-	-	-	-	-	-	-	-	-	-
Total	0	491	12	12	100.00%	0	491	13	13	100.00%	-	-	-	-	-	-	-	-	-	-	-	-
Felch Township Precinct 1																						
Polling	0	179	1	1	100.00%	0	179	1	1	100.00%	-	-	-	-	-	-	-	-	-	-	-	-
AVCB (if used)	0	0	0	0	-	0	0	0	0	-	-	-	-	-	-	-	-	-	-	-	-	-
Total	0	179	1	1	100.00%	0	179	1	1	100.00%	-	-	-	-	-	-	-	-	-	-	-	-
Norway Township Precinct 1																						
Polling	0	322	7	7	100.00%	0	322	7	7	100.00%	-	-	-	-	-	-	-	-	-	-	-	-
AVCB (if used)	0	83	0	0	-	0	83	0	0	-	-	-	-	-	-	-	-	-	-	-	-	-
Total	0	405	7	7	100.00%	0	405	7	7	100.00%	-	-	-	-	-	-	-	-	-	-	-	-
Sagola Township Precinct 1																						
Polling	0	213	1	1	100.00%	0	213	2	2	100.00%	-	-	-	-	-	-	-	-	-	-	-	-
AVCB (if used)	0	0	0	0	-	0	0	0	0	-	-	-	-	-	-	-	-	-	-	-	-	-
Total	0	213	1	1	100.00%	0	213	2	2	100.00%	-	-	-	-	-	-	-	-	-	-	-	-
Sagola Township Precinct 2																						
Polling	0	91	1	1	100.00%	0	91	2	2	100.00%	-	-	-	-	-	-	-	-	-	-	-	-
AVCB (if used)	0	0	0	0	-	0	0	0	0	-	-	-	-	-	-	-	-	-	-	-	-	-
Total	0	91	1	1	100.00%	0	91	2	2	100.00%	-	-	-	-	-	-	-	-	-	-	-	-
Waucedah Township Precinct 1																						
Polling	0	281	3	3	100.00%	0	281	3	3	100.00%	-	-	-	-	-	-	-	-	-	-	-	-
AVCB (if used)	0	0	0	0	-	0	0	0	0	-	-	-	-	-	-	-	-	-	-	-	-	-
Total	0	281	3	3	100.00%	0	281	3	3	100.00%	-	-	-	-	-	-	-	-	-	-	-	-
West Branch Township Precinct 1																						
Polling	0	18	0	0	-	0	18	0	0	-	-	-	-	-	-	-	-	-	-	-	-	-
AVCB (if used)	0	0	0	0	-	0	0	0	0	-	-	-	-	-	-	-	-	-	-	-	-	-
Total	0	18	0	0	-	0	18	0	0	-	-	-	-	-	-	-	-	-	-	-	-	-
Total																						
Polling	0	4972	90	90	100.00%	0	4972	90	90	100.00%	0	780	9	9	100.00%	0	854	275	274	99.64%	1	0.36%
AVCB (if used)	0	866	11	11	100.00%	0	866	12	12	100.00%	0	178	0	0	-	0	107	32	32	100.00%	0	0.00%
Total	0	5838	101	101	100.00%	0	5838	102	102	100.00%	0	958	9	9	100.00%	0	961	307	306	99.67%	1	0.33%

Statement of Votes Cast
Dickinson County, MI
August 2, 2016
Primary Election
SOVC For Jurisdiction Wide, All Counters, All Races

	Dem Commissioner #3							Dem Commissioner #4							Dem Commissioner #5						
	Reg. Voters	Times Counted	Total Votes	Dale Alessandrini (DEM)		Write-In Votes		Reg. Voters	Times Counted	Total Votes	Write-In Votes				Reg. Voters	Times Counted	Total Votes	John P. Degenaer Jr. (DEM)		Write-In Votes	
Jurisdiction Wide																					
Breen Township Precinct 1																					
Polling	-	-	-	-	-	-	-	0	189	1	1	100.00%			-	-	-	-	-	-	-
AVCB (if used)	-	-	-	-	-	-	-	0	0	0	0	-			-	-	-	-	-	-	-
Total	-	-	-	-	-	-	-	0	189	1	1	100.00%			-	-	-	-	-	-	-
Breitung Township Precinct 1																					
Polling	-	-	-	-	-	-	-	0	396	4	4	100.00%			-	-	-	-	-	-	-
AVCB (if used)	-	-	-	-	-	-	-	0	117	3	3	100.00%			-	-	-	-	-	-	-
Total	-	-	-	-	-	-	-	0	513	7	7	100.00%			-	-	-	-	-	-	-
Breitung Township Precinct 2																					
Polling	-	-	-	-	-	-	-	0	317	6	6	100.00%			-	-	-	-	-	-	-
AVCB (if used)	-	-	-	-	-	-	-	0	63	0	0	-			-	-	-	-	-	-	-
Total	-	-	-	-	-	-	-	0	380	6	6	100.00%			-	-	-	-	-	-	-
Breitung Township Precinct 3																					
Polling	0	472	101	101	100.00%	0	0.00%	-	-	-	-	-			-	-	-	-	-	-	-
AVCB (if used)	0	180	49	49	100.00%	0	0.00%	-	-	-	-	-			-	-	-	-	-	-	-
Total	0	652	150	150	100.00%	0	0.00%	-	-	-	-	-			-	-	-	-	-	-	-
City of Iron Mountain Precinct 1																					
Polling	0	417	137	137	100.00%	0	0.00%	-	-	-	-	-			-	-	-	-	-	-	-
AVCB (if used)	0	90	25	25	100.00%	0	0.00%	-	-	-	-	-			-	-	-	-	-	-	-
Total	0	507	162	162	100.00%	0	0.00%	-	-	-	-	-			-	-	-	-	-	-	-
City of Iron Mountain Precinct 2																					
Polling	-	-	-	-	-	-	-	-	-	-	-	-			-	-	-	-	-	-	-
AVCB (if used)	-	-	-	-	-	-	-	-	-	-	-	-			-	-	-	-	-	-	-
Total	-	-	-	-	-	-	-	-	-	-	-	-			-	-	-	-	-	-	-
City of Iron Mountain Precinct 3																					
Polling	-	-	-	-	-	-	-	-	-	-	-	-			-	-	-	-	-	-	-
AVCB (if used)	-	-	-	-	-	-	-	-	-	-	-	-			-	-	-	-	-	-	-
Total	-	-	-	-	-	-	-	-	-	-	-	-			-	-	-	-	-	-	-
City of Kingsford Precinct 1																					
Polling	-	-	-	-	-	-	-	-	-	-	-	-			-	-	-	-	-	-	-
AVCB (if used)	-	-	-	-	-	-	-	-	-	-	-	-			-	-	-	-	-	-	-
Total	-	-	-	-	-	-	-	-	-	-	-	-			-	-	-	-	-	-	-
City of Kingsford Precinct 2																					
Polling	-	-	-	-	-	-	-	-	-	-	-	-			-	-	-	-	-	-	-
AVCB (if used)	-	-	-	-	-	-	-	-	-	-	-	-			-	-	-	-	-	-	-
Total	-	-	-	-	-	-	-	-	-	-	-	-			-	-	-	-	-	-	-
City of Norway Precinct 1																					

Statement of Votes Cast
Dickinson County, MI
August 2, 2016
Primary Election
SOVC For Jurisdiction Wide, All Counters, All Races

	Dem Commissioner #3								Dem Commissioner #4								Dem Commissioner #5							
	Reg. Voters	Times Counted	Total Votes	Dale Alessandrini (DEM)		Write-In Votes			Reg. Voters	Times Counted	Total Votes	Write-In Votes					Reg. Voters	Times Counted	Total Votes	John P. Degenaer Jr. (DEM)		Write-In Votes		
Polling	-	-	-	-	-	-	-		-	-	-	-	-				0	443	150	146	97.33%	4	2.67%	
AVCB (if used)	-	-	-	-	-	-	-		-	-	-	-	-				0	48	23	23	100.00%	0	0.00%	
Total	-	-	-	-	-	-	-		-	-	-	-	-				0	491	173	169	97.69%	4	2.31%	
Felch Township Precinct 1																								
Polling	-	-	-	-	-	-	-		0	179	1	1	100.00%				-	-	-	-	-	-	-	
AVCB (if used)	-	-	-	-	-	-	-		0	0	0	0	-				-	-	-	-	-	-	-	
Total	-	-	-	-	-	-	-		0	179	1	1	100.00%				-	-	-	-	-	-	-	
Norway Township Precinct 1																								
Polling	-	-	-	-	-	-	-		-	-	-	-	-				0	322	111	111	100.00%	0	0.00%	
AVCB (if used)	-	-	-	-	-	-	-		-	-	-	-	-				0	83	39	38	97.44%	1	2.56%	
Total	-	-	-	-	-	-	-		-	-	-	-	-				0	405	150	149	99.33%	1	0.67%	
Sagola Township Precinct 1																								
Polling	-	-	-	-	-	-	-		0	213	2	2	100.00%				-	-	-	-	-	-	-	
AVCB (if used)	-	-	-	-	-	-	-		0	0	0	0	-				-	-	-	-	-	-	-	
Total	-	-	-	-	-	-	-		0	213	2	2	100.00%				-	-	-	-	-	-	-	
Sagola Township Precinct 2																								
Polling	-	-	-	-	-	-	-		0	91	2	2	100.00%				-	-	-	-	-	-	-	
AVCB (if used)	-	-	-	-	-	-	-		0	0	0	0	-				-	-	-	-	-	-	-	
Total	-	-	-	-	-	-	-		0	91	2	2	100.00%				-	-	-	-	-	-	-	
Waucedah Township Precinct 1																								
Polling	-	-	-	-	-	-	-		-	-	-	-	-				0	281	91	91	100.00%	0	0.00%	
AVCB (if used)	-	-	-	-	-	-	-		-	-	-	-	-				0	0	0	0	-	0	-	
Total	-	-	-	-	-	-	-		-	-	-	-	-				0	281	91	91	100.00%	0	0.00%	
West Branch Township Precinct 1																								
Polling	-	-	-	-	-	-	-		0	18	0	0	-				-	-	-	-	-	-	-	
AVCB (if used)	-	-	-	-	-	-	-		0	0	0	0	-				-	-	-	-	-	-	-	
Total	-	-	-	-	-	-	-		0	18	0	0	-				-	-	-	-	-	-	-	
Total																								
Polling	0	889	238	238	100.00%	0	0.00%		0	1403	16	16	100.00%				0	1046	352	348	98.86%	4	1.14%	
AVCB (if used)	0	270	74	74	100.00%	0	0.00%		0	180	3	3	100.00%				0	131	62	61	98.39%	1	1.61%	
Total	0	1159	312	312	100.00%	0	0.00%		0	1583	19	19	100.00%				0	1177	414	409	98.79%	5	1.21%	

Statement of Votes Cast
Dickinson County, MI
August 2, 2016
Primary Election
SOVC For Jurisdiction Wide, All Counters, All Races

	Dem Breen Supervisor							Dem Breen Clerk					Dem Breen Treasurer				
	Reg. Voters	Times Counted	Total Votes	Harold Beauchamp (DEM)		Write-In Votes		Reg. Voters	Times Counted	Total Votes	Write-In Votes		Reg. Voters	Times Counted	Total Votes	Write-In Votes	
Jurisdiction Wide																	
Breen Township Precinct 1																	
Polling	0	189	19	19	100.00%	0	0.00%	0	189	4	4	100.00%	0	189	2	2	100.00%
AVCB (if used)	0	0	0	0	-	0	-	0	0	0	0	-	0	0	0	0	-
Total	0	189	19	19	100.00%	0	0.00%	0	189	4	4	100.00%	0	189	2	2	100.00%
Breitung Township Precinct 1																	
Polling	-	-	-	-	-	-	-	-	-	-	-	-	-	-	-	-	-
AVCB (if used)	-	-	-	-	-	-	-	-	-	-	-	-	-	-	-	-	-
Total	-	-	-	-	-	-	-	-	-	-	-	-	-	-	-	-	-
Breitung Township Precinct 2																	
Polling	-	-	-	-	-	-	-	-	-	-	-	-	-	-	-	-	-
AVCB (if used)	-	-	-	-	-	-	-	-	-	-	-	-	-	-	-	-	-
Total	-	-	-	-	-	-	-	-	-	-	-	-	-	-	-	-	-
Breitung Township Precinct 3																	
Polling	-	-	-	-	-	-	-	-	-	-	-	-	-	-	-	-	-
AVCB (if used)	-	-	-	-	-	-	-	-	-	-	-	-	-	-	-	-	-
Total	-	-	-	-	-	-	-	-	-	-	-	-	-	-	-	-	-
City of Iron Mountain Precinct 1																	
Polling	-	-	-	-	-	-	-	-	-	-	-	-	-	-	-	-	-
AVCB (if used)	-	-	-	-	-	-	-	-	-	-	-	-	-	-	-	-	-
Total	-	-	-	-	-	-	-	-	-	-	-	-	-	-	-	-	-
City of Iron Mountain Precinct 2																	
Polling	-	-	-	-	-	-	-	-	-	-	-	-	-	-	-	-	-
AVCB (if used)	-	-	-	-	-	-	-	-	-	-	-	-	-	-	-	-	-
Total	-	-	-	-	-	-	-	-	-	-	-	-	-	-	-	-	-
City of Iron Mountain Precinct 3																	
Polling	-	-	-	-	-	-	-	-	-	-	-	-	-	-	-	-	-
AVCB (if used)	-	-	-	-	-	-	-	-	-	-	-	-	-	-	-	-	-
Total	-	-	-	-	-	-	-	-	-	-	-	-	-	-	-	-	-
City of Kingsford Precinct 1																	
Polling	-	-	-	-	-	-	-	-	-	-	-	-	-	-	-	-	-
AVCB (if used)	-	-	-	-	-	-	-	-	-	-	-	-	-	-	-	-	-
Total	-	-	-	-	-	-	-	-	-	-	-	-	-	-	-	-	-
City of Kingsford Precinct 2																	
Polling	-	-	-	-	-	-	-	-	-	-	-	-	-	-	-	-	-
AVCB (if used)	-	-	-	-	-	-	-	-	-	-	-	-	-	-	-	-	-
Total	-	-	-	-	-	-	-	-	-	-	-	-	-	-	-	-	-
City of Norway Precinct 1																	

Statement of Votes Cast
Dickinson County, MI
August 2, 2016
Primary Election
SOVC For Jurisdiction Wide, All Counters, All Races

	Dem Breen Supervisor							Dem Breen Clerk					Dem Breen Treasurer				
	Reg. Voters	Times Counted	Total Votes	Harold Beauchamp (DEM)		Write-In Votes		Reg. Voters	Times Counted	Total Votes	Write-In Votes		Reg. Voters	Times Counted	Total Votes	Write-In Votes	
Polling	-	-	-	-	-	-	-	-	-	-	-	-	-	-	-	-	-
AVCB (if used)	-	-	-	-	-	-	-	-	-	-	-	-	-	-	-	-	-
Total	-	-	-	-	-	-	-	-	-	-	-	-	-	-	-	-	-
Felch Township Precinct 1																	
Polling	-	-	-	-	-	-	-	-	-	-	-	-	-	-	-	-	-
AVCB (if used)	-	-	-	-	-	-	-	-	-	-	-	-	-	-	-	-	-
Total	-	-	-	-	-	-	-	-	-	-	-	-	-	-	-	-	-
Norway Township Precinct 1																	
Polling	-	-	-	-	-	-	-	-	-	-	-	-	-	-	-	-	-
AVCB (if used)	-	-	-	-	-	-	-	-	-	-	-	-	-	-	-	-	-
Total	-	-	-	-	-	-	-	-	-	-	-	-	-	-	-	-	-
Sagola Township Precinct 1																	
Polling	-	-	-	-	-	-	-	-	-	-	-	-	-	-	-	-	-
AVCB (if used)	-	-	-	-	-	-	-	-	-	-	-	-	-	-	-	-	-
Total	-	-	-	-	-	-	-	-	-	-	-	-	-	-	-	-	-
Sagola Township Precinct 2																	
Polling	-	-	-	-	-	-	-	-	-	-	-	-	-	-	-	-	-
AVCB (if used)	-	-	-	-	-	-	-	-	-	-	-	-	-	-	-	-	-
Total	-	-	-	-	-	-	-	-	-	-	-	-	-	-	-	-	-
Waucedah Township Precinct 1																	
Polling	-	-	-	-	-	-	-	-	-	-	-	-	-	-	-	-	-
AVCB (if used)	-	-	-	-	-	-	-	-	-	-	-	-	-	-	-	-	-
Total	-	-	-	-	-	-	-	-	-	-	-	-	-	-	-	-	-
West Branch Township Precinct 1																	
Polling	-	-	-	-	-	-	-	-	-	-	-	-	-	-	-	-	-
AVCB (if used)	-	-	-	-	-	-	-	-	-	-	-	-	-	-	-	-	-
Total	-	-	-	-	-	-	-	-	-	-	-	-	-	-	-	-	-
Total																	
Polling	0	189	19	19	100.00%	0	0.00%	0	189	4	4	100.00%	0	189	2	2	100.00%
AVCB (if used)	0	0	0	0	-	0	-	0	0	0	0	-	0	0	0	0	-
Total	0	189	19	19	100.00%	0	0.00%	0	189	4	4	100.00%	0	189	2	2	100.00%

Statement of Votes Cast
Dickinson County, MI
August 2, 2016
Primary Election
SOVC For Jurisdiction Wide, All Counters, All Races

	Dem Breen Trustees										Dem Breen Constable										Dem Breitung Supervisor									
	Reg. Voters	Times Counted	Total Votes	Kevin Cary (DEM)		Bob Massie (DEM)		Write-In Votes			Reg. Voters	Times Counted	Total Votes	Brenda Cary (DEM)		Write-In Votes					Reg. Voters	Times Counted	Total Votes	Ben Peterson (DEM)		Write-In Votes				
Jurisdiction Wide																														
Breen Township Precinct 1																														
Polling	0	189	26	15	57.69%	11	42.31%	0	0.00%		0	189	16	16	100.00%	0	0.00%				-	-	-	-	-	-	-			
AVCB (if used)	0	0	0	0	-	0	-	0	-		0	0	0	0	-	0	-				-	-	-	-	-	-	-			
Total	0	189	26	15	57.69%	11	42.31%	0	0.00%		0	189	16	16	100.00%	0	0.00%				-	-	-	-	-	-	-			
Breitung Township Precinct 1																														
Polling	-	-	-	-	-	-	-	-	-		-	-	-	-	-	-	-				0	396	57	57	100.00%	0	0.00%			
AVCB (if used)	-	-	-	-	-	-	-	-	-		-	-	-	-	-	-	-				0	117	18	16	88.89%	2	11.11%			
Total	-	-	-	-	-	-	-	-	-		-	-	-	-	-	-	-				0	513	75	73	97.33%	2	2.67%			
Breitung Township Precinct 2																														
Polling	-	-	-	-	-	-	-	-	-		-	-	-	-	-	-	-				0	317	57	57	100.00%	0	0.00%			
AVCB (if used)	-	-	-	-	-	-	-	-	-		-	-	-	-	-	-	-				0	63	7	7	100.00%	0	0.00%			
Total	-	-	-	-	-	-	-	-	-		-	-	-	-	-	-	-				0	380	64	64	100.00%	0	0.00%			
Breitung Township Precinct 3																														
Polling	-	-	-	-	-	-	-	-	-		-	-	-	-	-	-	-				0	472	91	90	98.90%	1	1.10%			
AVCB (if used)	-	-	-	-	-	-	-	-	-		-	-	-	-	-	-	-				0	180	51	51	100.00%	0	0.00%			
Total	-	-	-	-	-	-	-	-	-		-	-	-	-	-	-	-				0	652	142	141	99.30%	1	0.70%			
City of Iron Mountain Precinct 1																														
Polling	-	-	-	-	-	-	-	-	-		-	-	-	-	-	-	-				-	-	-	-	-	-	-			
AVCB (if used)	-	-	-	-	-	-	-	-	-		-	-	-	-	-	-	-				-	-	-	-	-	-	-			
Total	-	-	-	-	-	-	-	-	-		-	-	-	-	-	-	-				-	-	-	-	-	-	-			
City of Iron Mountain Precinct 2																														
Polling	-	-	-	-	-	-	-	-	-		-	-	-	-	-	-	-				-	-	-	-	-	-	-			
AVCB (if used)	-	-	-	-	-	-	-	-	-		-	-	-	-	-	-	-				-	-	-	-	-	-	-			
Total	-	-	-	-	-	-	-	-	-		-	-	-	-	-	-	-				-	-	-	-	-	-	-			
City of Iron Mountain Precinct 3																														
Polling	-	-	-	-	-	-	-	-	-		-	-	-	-	-	-	-				-	-	-	-	-	-	-			
AVCB (if used)	-	-	-	-	-	-	-	-	-		-	-	-	-	-	-	-				-	-	-	-	-	-	-			
Total	-	-	-	-	-	-	-	-	-		-	-	-	-	-	-	-				-	-	-	-	-	-	-			
City of Kingsford Precinct 1																														
Polling	-	-	-	-	-	-	-	-	-		-	-	-	-	-	-	-				-	-	-	-	-	-	-			
AVCB (if used)	-	-	-	-	-	-	-	-	-		-	-	-	-	-	-	-				-	-	-	-	-	-	-			
Total	-	-	-	-	-	-	-	-	-		-	-	-	-	-	-	-				-	-	-	-	-	-	-			
City of Kingsford Precinct 2																														
Polling	-	-	-	-	-	-	-	-	-		-	-	-	-	-	-	-				-	-	-	-	-	-	-			
AVCB (if used)	-	-	-	-	-	-	-	-	-		-	-	-	-	-	-	-				-	-	-	-	-	-	-			
Total	-	-	-	-	-	-	-	-	-		-	-	-	-	-	-	-				-	-	-	-	-	-	-			
City of Norway Precinct 1																														

Statement of Votes Cast
Dickinson County, MI
August 2, 2016
Primary Election
SOVC For Jurisdiction Wide, All Counters, All Races

	Dem Breen Trustees										Dem Breen Constable							Dem Breitung Supervisor						
	Reg. Voters	Times Counted	Total Votes	Kevin Cary (DEM)		Bob Massie (DEM)		Write-In Votes			Reg. Voters	Times Counted	Total Votes	Brenda Cary (DEM)		Write-In Votes		Reg. Voters	Times Counted	Total Votes	Ben Peterson (DEM)		Write-In Votes	
Polling	-	-	-	-	-	-	-	-	-	-	-	-	-	-	-	-	-	-	-	-	-	-	-	-
AVCB (if used)	-	-	-	-	-	-	-	-	-	-	-	-	-	-	-	-	-	-	-	-	-	-	-	-
Total	-	-	-	-	-	-	-	-	-	-	-	-	-	-	-	-	-	-	-	-	-	-	-	-
Felch Township Precinct 1																								
Polling	-	-	-	-	-	-	-	-	-	-	-	-	-	-	-	-	-	-	-	-	-	-	-	-
AVCB (if used)	-	-	-	-	-	-	-	-	-	-	-	-	-	-	-	-	-	-	-	-	-	-	-	-
Total	-	-	-	-	-	-	-	-	-	-	-	-	-	-	-	-	-	-	-	-	-	-	-	-
Norway Township Precinct 1																								
Polling	-	-	-	-	-	-	-	-	-	-	-	-	-	-	-	-	-	-	-	-	-	-	-	-
AVCB (if used)	-	-	-	-	-	-	-	-	-	-	-	-	-	-	-	-	-	-	-	-	-	-	-	-
Total	-	-	-	-	-	-	-	-	-	-	-	-	-	-	-	-	-	-	-	-	-	-	-	-
Sagola Township Precinct 1																								
Polling	-	-	-	-	-	-	-	-	-	-	-	-	-	-	-	-	-	-	-	-	-	-	-	-
AVCB (if used)	-	-	-	-	-	-	-	-	-	-	-	-	-	-	-	-	-	-	-	-	-	-	-	-
Total	-	-	-	-	-	-	-	-	-	-	-	-	-	-	-	-	-	-	-	-	-	-	-	-
Sagola Township Precinct 2																								
Polling	-	-	-	-	-	-	-	-	-	-	-	-	-	-	-	-	-	-	-	-	-	-	-	-
AVCB (if used)	-	-	-	-	-	-	-	-	-	-	-	-	-	-	-	-	-	-	-	-	-	-	-	-
Total	-	-	-	-	-	-	-	-	-	-	-	-	-	-	-	-	-	-	-	-	-	-	-	-
Waucedah Township Precinct 1																								
Polling	-	-	-	-	-	-	-	-	-	-	-	-	-	-	-	-	-	-	-	-	-	-	-	-
AVCB (if used)	-	-	-	-	-	-	-	-	-	-	-	-	-	-	-	-	-	-	-	-	-	-	-	-
Total	-	-	-	-	-	-	-	-	-	-	-	-	-	-	-	-	-	-	-	-	-	-	-	-
West Branch Township Precinct 1																								
Polling	-	-	-	-	-	-	-	-	-	-	-	-	-	-	-	-	-	-	-	-	-	-	-	-
AVCB (if used)	-	-	-	-	-	-	-	-	-	-	-	-	-	-	-	-	-	-	-	-	-	-	-	-
Total	-	-	-	-	-	-	-	-	-	-	-	-	-	-	-	-	-	-	-	-	-	-	-	-
Total																								
Polling	0	189	26	15	57.69%	11	42.31%	0	0.00%		0	189	16	16	100.00%	0	0.00%	0	1185	205	204	99.51%	1	0.49%
AVCB (if used)	0	0	0	0	-	0	-	0	-		0	0	0	0	-	0	-	0	360	76	74	97.37%	2	2.63%
Total	0	189	26	15	57.69%	11	42.31%	0	0.00%		0	189	16	16	100.00%	0	0.00%	0	1545	281	278	98.93%	3	1.07%

Statement of Votes Cast
Dickinson County, MI
August 2, 2016
Primary Election
SOVC For Jurisdiction Wide, All Counters, All Races

	Dem Breitung Clerk				Dem Breitung Treasurer				Dem Breitung Trustees					Dem Felch Supervisor			
	Reg. Voters	Times Counted	Total Votes	Write-In Votes	Reg. Voters	Times Counted	Total Votes	Write-In Votes	Reg. Voters	Times Counted	Total Votes	Aaron Rochon (DEM)	Write-In Votes	Reg. Voters	Times Counted	Total Votes	Write-In Votes
Jurisdiction Wide																	
Breen Township Precinct 1																	
Polling	-	-	-	- -	-	-	-	- -	-	-	-	- -	- -	-	-	-	- -
AVCB (if used)	-	-	-	- -	-	-	-	- -	-	-	-	- -	- -	-	-	-	- -
Total	-	-	-	- -	-	-	-	- -	-	-	-	- -	- -	-	-	-	- -
Breitung Township Precinct 1																	
Polling	0	396	4	4 100.00%	0	396	4	4 100.00%	0	396	60	59 98.33%	1 1.67%	-	-	-	- -
AVCB (if used)	0	117	3	3 100.00%	0	117	3	3 100.00%	0	117	20	20 100.00%	0 0.00%	-	-	-	- -
Total	0	513	7	7 100.00%	0	513	7	7 100.00%	0	513	80	79 98.75%	1 1.25%	-	-	-	- -
Breitung Township Precinct 2																	
Polling	0	317	5	5 100.00%	0	317	5	5 100.00%	0	317	56	56 100.00%	0 0.00%	-	-	-	- -
AVCB (if used)	0	63	0	0 -	0	63	0	0 -	0	63	7	7 100.00%	0 0.00%	-	-	-	- -
Total	0	380	5	5 100.00%	0	380	5	5 100.00%	0	380	63	63 100.00%	0 0.00%	-	-	-	- -
Breitung Township Precinct 3																	
Polling	0	472	5	5 100.00%	0	472	5	5 100.00%	0	472	100	97 97.00%	3 3.00%	-	-	-	- -
AVCB (if used)	0	180	1	1 100.00%	0	180	1	1 100.00%	0	180	44	43 97.73%	1 2.27%	-	-	-	- -
Total	0	652	6	6 100.00%	0	652	6	6 100.00%	0	652	144	140 97.22%	4 2.78%	-	-	-	- -
City of Iron Mountain Precinct 1																	
Polling	-	-	-	- -	-	-	-	- -	-	-	-	- -	- -	-	-	-	- -
AVCB (if used)	-	-	-	- -	-	-	-	- -	-	-	-	- -	- -	-	-	-	- -
Total	-	-	-	- -	-	-	-	- -	-	-	-	- -	- -	-	-	-	- -
City of Iron Mountain Precinct 2																	
Polling	-	-	-	- -	-	-	-	- -	-	-	-	- -	- -	-	-	-	- -
AVCB (if used)	-	-	-	- -	-	-	-	- -	-	-	-	- -	- -	-	-	-	- -
Total	-	-	-	- -	-	-	-	- -	-	-	-	- -	- -	-	-	-	- -
City of Iron Mountain Precinct 3																	
Polling	-	-	-	- -	-	-	-	- -	-	-	-	- -	- -	-	-	-	- -
AVCB (if used)	-	-	-	- -	-	-	-	- -	-	-	-	- -	- -	-	-	-	- -
Total	-	-	-	- -	-	-	-	- -	-	-	-	- -	- -	-	-	-	- -
City of Kingsford Precinct 1																	
Polling	-	-	-	- -	-	-	-	- -	-	-	-	- -	- -	-	-	-	- -
AVCB (if used)	-	-	-	- -	-	-	-	- -	-	-	-	- -	- -	-	-	-	- -
Total	-	-	-	- -	-	-	-	- -	-	-	-	- -	- -	-	-	-	- -
City of Kingsford Precinct 2																	
Polling	-	-	-	- -	-	-	-	- -	-	-	-	- -	- -	-	-	-	- -
AVCB (if used)	-	-	-	- -	-	-	-	- -	-	-	-	- -	- -	-	-	-	- -
Total	-	-	-	- -	-	-	-	- -	-	-	-	- -	- -	-	-	-	- -
City of Norway Precinct 1																	

Statement of Votes Cast
Dickinson County, MI
August 2, 2016
Primary Election
SOVC For Jurisdiction Wide, All Counters, All Races

	Dem Breitung Clerk					Dem Breitung Treasurer					Dem Breitung Trustees						Dem Felch Supervisor				
	Reg. Voters	Times Counted	Total Votes	Write-In Votes		Reg. Voters	Times Counted	Total Votes	Write-In Votes		Reg. Voters	Times Counted	Total Votes	Aaron Rochon (DEM)		Write-In Votes	Reg. Voters	Times Counted	Total Votes	Write-In Votes	
Polling	-	-	-	-	-	-	-	-	-	-	-	-	-	-	-	-	-	-	-	-	-
AVCB (if used)	-	-	-	-	-	-	-	-	-	-	-	-	-	-	-	-	-	-	-	-	-
Total	-	-	-	-	-	-	-	-	-	-	-	-	-	-	-	-	-	-	-	-	-
Felch Township Precinct 1																					
Polling	-	-	-	-	-	-	-	-	-	-	-	-	-	-	-	-	0	179	1	1	100.00%
AVCB (if used)	-	-	-	-	-	-	-	-	-	-	-	-	-	-	-	-	0	0	0	0	-
Total	-	-	-	-	-	-	-	-	-	-	-	-	-	-	-	-	0	179	1	1	100.00%
Norway Township Precinct 1																					
Polling	-	-	-	-	-	-	-	-	-	-	-	-	-	-	-	-	-	-	-	-	-
AVCB (if used)	-	-	-	-	-	-	-	-	-	-	-	-	-	-	-	-	-	-	-	-	-
Total	-	-	-	-	-	-	-	-	-	-	-	-	-	-	-	-	-	-	-	-	-
Sagola Township Precinct 1																					
Polling	-	-	-	-	-	-	-	-	-	-	-	-	-	-	-	-	-	-	-	-	-
AVCB (if used)	-	-	-	-	-	-	-	-	-	-	-	-	-	-	-	-	-	-	-	-	-
Total	-	-	-	-	-	-	-	-	-	-	-	-	-	-	-	-	-	-	-	-	-
Sagola Township Precinct 2																					
Polling	-	-	-	-	-	-	-	-	-	-	-	-	-	-	-	-	-	-	-	-	-
AVCB (if used)	-	-	-	-	-	-	-	-	-	-	-	-	-	-	-	-	-	-	-	-	-
Total	-	-	-	-	-	-	-	-	-	-	-	-	-	-	-	-	-	-	-	-	-
Waucedah Township Precinct 1																					
Polling	-	-	-	-	-	-	-	-	-	-	-	-	-	-	-	-	-	-	-	-	-
AVCB (if used)	-	-	-	-	-	-	-	-	-	-	-	-	-	-	-	-	-	-	-	-	-
Total	-	-	-	-	-	-	-	-	-	-	-	-	-	-	-	-	-	-	-	-	-
West Branch Township Precinct 1																					
Polling	-	-	-	-	-	-	-	-	-	-	-	-	-	-	-	-	-	-	-	-	-
AVCB (if used)	-	-	-	-	-	-	-	-	-	-	-	-	-	-	-	-	-	-	-	-	-
Total	-	-	-	-	-	-	-	-	-	-	-	-	-	-	-	-	-	-	-	-	-
Total																					
Polling	0	1185	14	14	100.00%	0	1185	14	14	100.00%	0	1185	216	212	98.15%	4	1.85%	0	179	1	1	100.00%
AVCB (if used)	0	360	4	4	100.00%	0	360	4	4	100.00%	0	360	71	70	98.59%	1	1.41%	0	0	0	0	-
Total	0	1545	18	18	100.00%	0	1545	18	18	100.00%	0	1545	287	282	98.26%	5	1.74%	0	179	1	1	100.00%

Statement of Votes Cast
Dickinson County, MI
August 2, 2016
Primary Election
SOVC For Jurisdiction Wide, All Counters, All Races

	Dem Felch Clerk				Dem Felch Treasurer					Dem Felch Trustee						
	Reg. Voters	Times Counted	Total Votes	Write-In Votes	Reg. Voters	Times Counted	Total Votes	Marilyn Steinbrecher (DEM)	Write-In Votes	Reg. Voters	Times Counted	Total Votes	Kevin Sundholm (DEM)	Rence Wickman (DEM)	Write-In Votes	
Jurisdiction Wide																
Breen Township Precinct 1																
Polling	-	-	-	-	-	-	-	-	-	-	-	-	-	-	-	-
AVCB (if used)	-	-	-	-	-	-	-	-	-	-	-	-	-	-	-	-
Total	-	-	-	-	-	-	-	-	-	-	-	-	-	-	-	-
Breitung Township Precinct 1																
Polling	-	-	-	-	-	-	-	-	-	-	-	-	-	-	-	-
AVCB (if used)	-	-	-	-	-	-	-	-	-	-	-	-	-	-	-	-
Total	-	-	-	-	-	-	-	-	-	-	-	-	-	-	-	-
Breitung Township Precinct 2																
Polling	-	-	-	-	-	-	-	-	-	-	-	-	-	-	-	-
AVCB (if used)	-	-	-	-	-	-	-	-	-	-	-	-	-	-	-	-
Total	-	-	-	-	-	-	-	-	-	-	-	-	-	-	-	-
Breitung Township Precinct 3																
Polling	-	-	-	-	-	-	-	-	-	-	-	-	-	-	-	-
AVCB (if used)	-	-	-	-	-	-	-	-	-	-	-	-	-	-	-	-
Total	-	-	-	-	-	-	-	-	-	-	-	-	-	-	-	-
City of Iron Mountain Precinct 1																
Polling	-	-	-	-	-	-	-	-	-	-	-	-	-	-	-	-
AVCB (if used)	-	-	-	-	-	-	-	-	-	-	-	-	-	-	-	-
Total	-	-	-	-	-	-	-	-	-	-	-	-	-	-	-	-
City of Iron Mountain Precinct 2																
Polling	-	-	-	-	-	-	-	-	-	-	-	-	-	-	-	-
AVCB (if used)	-	-	-	-	-	-	-	-	-	-	-	-	-	-	-	-
Total	-	-	-	-	-	-	-	-	-	-	-	-	-	-	-	-
CIty of Iron Mountain Precinct 3																
Polling	-	-	-	-	-	-	-	-	-	-	-	-	-	-	-	-
AVCB (if used)	-	-	-	-	-	-	-	-	-	-	-	-	-	-	-	-
Total	-	-	-	-	-	-	-	-	-	-	-	-	-	-	-	-
City of Kingsford Precinct 1																
Polling	-	-	-	-	-	-	-	-	-	-	-	-	-	-	-	-
AVCB (if used)	-	-	-	-	-	-	-	-	-	-	-	-	-	-	-	-
Total	-	-	-	-	-	-	-	-	-	-	-	-	-	-	-	-
City of Kingsford Precinct 2																
Polling	-	-	-	-	-	-	-	-	-	-	-	-	-	-	-	-
AVCB (if used)	-	-	-	-	-	-	-	-	-	-	-	-	-	-	-	-
Total	-	-	-	-	-	-	-	-	-	-	-	-	-	-	-	-
City of Norway Precinct 1																

Statement of Votes Cast
Dickinson County, MI
August 2, 2016
Primary Election
SOVC For Jurisdiction Wide, All Counters, All Races

	Dem Felch Clerk					Dem Felch Treasurer						Dem Felch Trustee									
	Reg. Voters	Times Counted	Total Votes	Write-In Votes		Reg. Voters	Times Counted	Total Votes	Marilyn Steinbrecher (DEM)		Write-In Votes		Reg. Voters	Times Counted	Total Votes	Kevin Sundholm (DEM)		Renee Wickman (DEM)		Write-In Votes	
Polling	-	-	-	-	-	-	-	-	-	-	-	-	-	-	-	-	-	-	-	-	-
AVCB (if used)	-	-	-	-	-	-	-	-	-	-	-	-	-	-	-	-	-	-	-	-	-
Total	-	-	-	-	-	-	-	-	-	-	-	-	-	-	-	-	-	-	-	-	-
Felch Township Precinct 1																					
Polling	0	179	1	1	100.00%	0	179	33	33	100.00%	0	0.00%	0	179	44	18	40.91%	26	59.09%	0	0.00%
AVCB (if used)	0	0	0	0	-	0	0	0	0	-	0	-	0	0	0	0	-	0	-	0	-
Total	0	179	1	1	100.00%	0	179	33	33	100.00%	0	0.00%	0	179	44	18	40.91%	26	59.09%	0	0.00%
Norway Township Precinct 1																					
Polling	-	-	-	-	-	-	-	-	-	-	-	-	-	-	-	-	-	-	-	-	-
AVCB (if used)	-	-	-	-	-	-	-	-	-	-	-	-	-	-	-	-	-	-	-	-	-
Total	-	-	-	-	-	-	-	-	-	-	-	-	-	-	-	-	-	-	-	-	-
Sagola Township Precinct 1																					
Polling	-	-	-	-	-	-	-	-	-	-	-	-	-	-	-	-	-	-	-	-	-
AVCB (if used)	-	-	-	-	-	-	-	-	-	-	-	-	-	-	-	-	-	-	-	-	-
Total	-	-	-	-	-	-	-	-	-	-	-	-	-	-	-	-	-	-	-	-	-
Sagola Township Precinct 2																					
Polling	-	-	-	-	-	-	-	-	-	-	-	-	-	-	-	-	-	-	-	-	-
AVCB (if used)	-	-	-	-	-	-	-	-	-	-	-	-	-	-	-	-	-	-	-	-	-
Total	-	-	-	-	-	-	-	-	-	-	-	-	-	-	-	-	-	-	-	-	-
Waucedah Township Precinct 1																					
Polling	-	-	-	-	-	-	-	-	-	-	-	-	-	-	-	-	-	-	-	-	-
AVCB (if used)	-	-	-	-	-	-	-	-	-	-	-	-	-	-	-	-	-	-	-	-	-
Total	-	-	-	-	-	-	-	-	-	-	-	-	-	-	-	-	-	-	-	-	-
West Branch Township Precinct 1																					
Polling	-	-	-	-	-	-	-	-	-	-	-	-	-	-	-	-	-	-	-	-	-
AVCB (if used)	-	-	-	-	-	-	-	-	-	-	-	-	-	-	-	-	-	-	-	-	-
Total	-	-	-	-	-	-	-	-	-	-	-	-	-	-	-	-	-	-	-	-	-
Total																					
Polling	0	179	1	1	100.00%	0	179	33	33	100.00%	0	0.00%	0	179	44	18	40.91%	26	59.09%	0	0.00%
AVCB (if used)	0	0	0	0	-	0	0	0	0	-	0	-	0	0	0	0	-	0	-	0	-
Total	0	179	1	1	100.00%	0	179	33	33	100.00%	0	0.00%	0	179	44	18	40.91%	26	59.09%	0	0.00%

Statement of Votes Cast
Dickinson County, MI
August 2, 2016
Primary Election
SOVC For Jurisdiction Wide, All Counters, All Races

	Dem Norway Twp Supervisor						Dem Norway Twp Clerk				Dem Norway Twp Treasurer				
	Reg. Voters	Times Counted	Total Votes	Don Byczek (DEM)	Robert Girardi (DEM)	Write-In Votes	Reg. Voters	Times Counted	Total Votes	Write-In Votes	Reg. Voters	Times Counted	Total Votes	Margaret A. Baciak (DEM)	Write-In Votes
Jurisdiction Wide															
Breen Township Precinct 1															
Polling	-	-	-	-	-	-	-	-	-	-	-	-	-	-	-
AVCB (if used)	-	-	-	-	-	-	-	-	-	-	-	-	-	-	-
Total	-	-	-	-	-	-	-	-	-	-	-	-	-	-	-
Breitung Township Precinct 1															
Polling	-	-	-	-	-	-	-	-	-	-	-	-	-	-	-
AVCB (if used)	-	-	-	-	-	-	-	-	-	-	-	-	-	-	-
Total	-	-	-	-	-	-	-	-	-	-	-	-	-	-	-
Breitung Township Precinct 2															
Polling	-	-	-	-	-	-	-	-	-	-	-	-	-	-	-
AVCB (if used)	-	-	-	-	-	-	-	-	-	-	-	-	-	-	-
Total	-	-	-	-	-	-	-	-	-	-	-	-	-	-	-
Breitung Township Precinct 3															
Polling	-	-	-	-	-	-	-	-	-	-	-	-	-	-	-
AVCB (if used)	-	-	-	-	-	-	-	-	-	-	-	-	-	-	-
Total	-	-	-	-	-	-	-	-	-	-	-	-	-	-	-
City of Iron Mountain Precinct 1															
Polling	-	-	-	-	-	-	-	-	-	-	-	-	-	-	-
AVCB (if used)	-	-	-	-	-	-	-	-	-	-	-	-	-	-	-
Total	-	-	-	-	-	-	-	-	-	-	-	-	-	-	-
City of Iron Mountain Precinct 2															
Polling	-	-	-	-	-	-	-	-	-	-	-	-	-	-	-
AVCB (if used)	-	-	-	-	-	-	-	-	-	-	-	-	-	-	-
Total	-	-	-	-	-	-	-	-	-	-	-	-	-	-	-
CIty of Iron Mountain Precinct 3															
Polling	-	-	-	-	-	-	-	-	-	-	-	-	-	-	-
AVCB (if used)	-	-	-	-	-	-	-	-	-	-	-	-	-	-	-
Total	-	-	-	-	-	-	-	-	-	-	-	-	-	-	-
City of Kingsford Precinct 1															
Polling	-	-	-	-	-	-	-	-	-	-	-	-	-	-	-
AVCB (if used)	-	-	-	-	-	-	-	-	-	-	-	-	-	-	-
Total	-	-	-	-	-	-	-	-	-	-	-	-	-	-	-
City of Kingsford Precinct 2															
Polling	-	-	-	-	-	-	-	-	-	-	-	-	-	-	-
AVCB (if used)	-	-	-	-	-	-	-	-	-	-	-	-	-	-	-
Total	-	-	-	-	-	-	-	-	-	-	-	-	-	-	-
City of Norway Precinct 1															

Statement of Votes Cast
Dickinson County, MI
August 2, 2016
Primary Election
SOVC For Jurisdiction Wide, All Counters, All Races

	Dem Norway Twp Supervisor									Dem Norway Twp Clerk					Dem Norway Twp Treasurer						
	Reg. Voters	Times Counted	Total Votes	Don Byczek (DEM)		Robert Girardi (DEM)		Write-In Votes		Reg. Voters	Times Counted	Total Votes	Write-In Votes		Reg. Voters	Times Counted	Total Votes	Margaret A. Baciak (DEM)		Write-In Votes	
Polling	-	-	-	-	-	-	-	-	-	-	-	-	-	-	-	-	-	-	-	-	-
AVCB (if used)	-	-	-	-	-	-	-	-	-	-	-	-	-	-	-	-	-	-	-	-	-
Total	-	-	-	-	-	-	-	-	-	-	-	-	-	-	-	-	-	-	-	-	-
Felch Township Precinct 1																					
Polling	-	-	-	-	-	-	-	-	-	-	-	-	-	-	-	-	-	-	-	-	-
AVCB (if used)	-	-	-	-	-	-	-	-	-	-	-	-	-	-	-	-	-	-	-	-	-
Total	-	-	-	-	-	-	-	-	-	-	-	-	-	-	-	-	-	-	-	-	-
Norway Township Precinct 1																					
Polling	0	322	136	97	71.32%	39	28.68%	0	0.00%	0	322	5	5	100.00%	0	322	106	105	99.06%	1	0.94%
AVCB (if used)	0	83	49	36	73.47%	13	26.53%	0	0.00%	0	83	0	0	-	0	83	39	38	97.44%	1	2.56%
Total	0	405	185	133	71.89%	52	28.11%	0	0.00%	0	405	5	5	100.00%	0	405	145	143	98.62%	2	1.38%
Sagola Township Precinct 1																					
Polling	-	-	-	-	-	-	-	-	-	-	-	-	-	-	-	-	-	-	-	-	-
AVCB (if used)	-	-	-	-	-	-	-	-	-	-	-	-	-	-	-	-	-	-	-	-	-
Total	-	-	-	-	-	-	-	-	-	-	-	-	-	-	-	-	-	-	-	-	-
Sagola Township Precinct 2																					
Polling	-	-	-	-	-	-	-	-	-	-	-	-	-	-	-	-	-	-	-	-	-
AVCB (if used)	-	-	-	-	-	-	-	-	-	-	-	-	-	-	-	-	-	-	-	-	-
Total	-	-	-	-	-	-	-	-	-	-	-	-	-	-	-	-	-	-	-	-	-
Waucedah Township Precinct 1																					
Polling	-	-	-	-	-	-	-	-	-	-	-	-	-	-	-	-	-	-	-	-	-
AVCB (if used)	-	-	-	-	-	-	-	-	-	-	-	-	-	-	-	-	-	-	-	-	-
Total	-	-	-	-	-	-	-	-	-	-	-	-	-	-	-	-	-	-	-	-	-
West Branch Township Precinct 1																					
Polling	-	-	-	-	-	-	-	-	-	-	-	-	-	-	-	-	-	-	-	-	-
AVCB (if used)	-	-	-	-	-	-	-	-	-	-	-	-	-	-	-	-	-	-	-	-	-
Total	-	-	-	-	-	-	-	-	-	-	-	-	-	-	-	-	-	-	-	-	-
Total																					
Polling	0	322	136	97	71.32%	39	28.68%	0	0.00%	0	322	5	5	100.00%	0	322	106	105	99.06%	1	0.94%
AVCB (if used)	0	83	49	36	73.47%	13	26.53%	0	0.00%	0	83	0	0	-	0	83	39	38	97.44%	1	2.56%
Total	0	405	185	133	71.89%	52	28.11%	0	0.00%	0	405	5	5	100.00%	0	405	145	143	98.62%	2	1.38%

Statement of Votes Cast
Dickinson County, MI
August 2, 2016
Primary Election
SOVC For Jurisdiction Wide, All Counters, All Races

	Dem Norway Twp Trustee						Dem Sagola Supervisor					Dem Sagola Clerk			
	Reg. Voters	Times Counted	Total Votes	Tammy Opolka (DEM)	David B. Solda (DEM)	Write-In Votes	Reg. Voters	Times Counted	Total Votes	Don Minerick (DEM)	Write-In Votes	Reg. Voters	Times Counted	Total Votes	Write-In Votes
Jurisdiction Wide															
Breen Township Precinct 1															
Polling	-	-	-	-	-	-	-	-	-	-	-	-	-	-	-
AVCB (if used)	-	-	-	-	-	-	-	-	-	-	-	-	-	-	-
Total	-	-	-	-	-	-	-	-	-	-	-	-	-	-	-
Breitung Township Precinct 1															
Polling	-	-	-	-	-	-	-	-	-	-	-	-	-	-	-
AVCB (if used)	-	-	-	-	-	-	-	-	-	-	-	-	-	-	-
Total	-	-	-	-	-	-	-	-	-	-	-	-	-	-	-
Breitung Township Precinct 2															
Polling	-	-	-	-	-	-	-	-	-	-	-	-	-	-	-
AVCB (if used)	-	-	-	-	-	-	-	-	-	-	-	-	-	-	-
Total	-	-	-	-	-	-	-	-	-	-	-	-	-	-	-
Breitung Township Precinct 3															
Polling	-	-	-	-	-	-	-	-	-	-	-	-	-	-	-
AVCB (if used)	-	-	-	-	-	-	-	-	-	-	-	-	-	-	-
Total	-	-	-	-	-	-	-	-	-	-	-	-	-	-	-
City of Iron Mountain Precinct 1															
Polling	-	-	-	-	-	-	-	-	-	-	-	-	-	-	-
AVCB (if used)	-	-	-	-	-	-	-	-	-	-	-	-	-	-	-
Total	-	-	-	-	-	-	-	-	-	-	-	-	-	-	-
City of Iron Mountain Precinct 2															
Polling	-	-	-	-	-	-	-	-	-	-	-	-	-	-	-
AVCB (if used)	-	-	-	-	-	-	-	-	-	-	-	-	-	-	-
Total	-	-	-	-	-	-	-	-	-	-	-	-	-	-	-
City of Iron Mountain Precinct 3															
Polling	-	-	-	-	-	-	-	-	-	-	-	-	-	-	-
AVCB (if used)	-	-	-	-	-	-	-	-	-	-	-	-	-	-	-
Total	-	-	-	-	-	-	-	-	-	-	-	-	-	-	-
City of Kingsford Precinct 1															
Polling	-	-	-	-	-	-	-	-	-	-	-	-	-	-	-
AVCB (if used)	-	-	-	-	-	-	-	-	-	-	-	-	-	-	-
Total	-	-	-	-	-	-	-	-	-	-	-	-	-	-	-
City of Kingsford Precinct 2															
Polling	-	-	-	-	-	-	-	-	-	-	-	-	-	-	-
AVCB (if used)	-	-	-	-	-	-	-	-	-	-	-	-	-	-	-
Total	-	-	-	-	-	-	-	-	-	-	-	-	-	-	-
City of Norway Precinct 1															

Statement of Votes Cast
Dickinson County, MI
August 2, 2016
Primary Election
SOVC For Breitung Township, All Counters, Brietung Twp

We hereby certify, that the foregoing transcript of the Statement of the Board of County Canvassers, of the County of Dickinson, of the votes given in such County for the indicated candidates and proposals at the Special Election held Tuesday, August 2, 2016 as appears from the original statement on file in the Office of the County Clerk.

In Witness Whereof, we have hereinto set our hands and caused to be affixed the Seal of the Circuit Court for the County of DICKINSON this 5th day of August 2016.

Barbara J Olivier

Attest:
Dolly L. Cook
Dickinson County Clerk

STATISTICS

	TOTAL	PERCENT		TOTAL	PERCENT
01 = REGISTERED VOTERS - TOTAL	79,779		05 = BALLOTS CAST - NONPARTISAN	647	4.23
02 = BALLOTS CAST - TOTAL	15,290		06 = BALLOTS CAST - CROSSOVER	529	3.46
03 = BALLOTS CAST - Republican Party	8,500	55.59	07 = VOTER TURNOUT - TOTAL		19.17
04 = BALLOTS CAST - Democratic Party	6,143	40.18			

	01	02	03	04	05	06	07
0101 BELLEVUE TWP P1	1434	162	115	36	11	11	11.30
0102 BELLEVUE TWP P2	806	100	68	22	10	10	12.41
0201 BENTON TWP P1A	2256	442	308	121	13	12	19.59
0301 BROOKFIELD TWP P1	1106	152	100	39	13	13	13.74
0401 CARMEL TWP P1	2122	583	374	163	46	29	27.47
0501 CHESTER TWP P1	1168	290	205	73	12	12	24.83
0601 DELTA TWP P1	1436	426	231	181	14	13	29.67
0602 DELTA TWP P2A	2098	396	215	177	4	3	18.88
0603 DELTA TWP P3	1461	225	102	116	7	7	15.40
0604 DELTA TWP P4	1951	551	281	261	9	8	28.24
0605 DELTA TWP P5	1832	386	134	248	4	4	21.07
0606 DELTA TWP P6	1811	451	209	241	1	1	24.90
0607 DELTA TWP P7	1368	234	84	145	5	5	17.11
0608 DELTA TWP P8	1692	260	96	161	3	3	15.37
0609 DELTA TWP P9	1305	351	163	182	6	6	26.90
0610 DELTA TWP P10	1702	410	182	223	5	5	24.09
0611 DELTA TWP P11	1032	164	78	83	3	2	15.89
0612 DELTA TWP P12	1615	359	191	161	7	7	22.23
0613 DELTA TWP P13A	1204	324	180	141	3	3	26.91
0614 DELTA TWP P14	1544	374	156	215	3	2	24.22
0615 DELTA TWP P15	1235	239	100	136	3	3	19.35
0616 DELTA TWP P16	1080	222	122	94	6	6	20.56
0701 EATON TWP P1	2375	640	441	170	29	17	26.95
0702 EATON TWP P2	813	209	141	55	13	13	25.71
0801 EATON RAPIDS TWP P1	1291	201	116	65	20	19	15.57
0802 EATON RAPIDS TWP P2A	1738	304	186	103	15	15	17.49
0901 HAMLIN TWP P1A	2600	302	177	118	7	6	11.62
1001 KALAMO TWP P1	1245	209	153	47	9	9	16.79
1101 ONEIDA TWP P1A	1967	466	316	143	7	7	23.69
1102 ONEIDA TWP P2	1094	15B	102	51	5	5	14.44
1201 ROXAND TWP P1A	1297	247	193	47	7	7	19.04
1301 SUNFIELD TWP P1	1568	261	163	73	25	25	16.65
1401 VERMONTVILLE TWP P1	1528	254	150	78	26	26	16.62
1501 WALTON TWP P1	1659	244	161	66	17	17	14.71
1601 WINDSOR TWP P1	1742	355	210	127	18	17	20.38
1602 WINDSOR TWP P2	1925	422	213	185	24	22	21.92
1603 WINDSOR TWP P3A	1671	388	200	166	22	22	23.22
1701 CITY OF CHAR D1 P1	1821	420	229	169	22	9	23.06
1702 CITY OF CHAR D1 P2A	1280	346	179	138	29	17	27.03
1703 CITY OF CHAR D2 P1	1506	395	210	140	45	24	26.23
1704 CITY OF CHAR D2 P2	1591	482	259	175	4B	31	30.30
1801 CITY OF ER P1	1250	103	66	35	2	2	8.24
1802 CITY OF ER P2	1224	114	67	45	2	1	9.31
1803 CITY OF ER P3	1467	141	91	49	1	1	9.61
1901 CITY OF GL P1	1900	258	142	107	9	9	13.58
1902 CITY OF GL P2	1761	238	145	81	12	12	13.52
1903 CITY OF GL P3	1316	245	130	105	10	7	18.62
1904 CITY OF GL P4	897	189	112	67	10	9	21.07
2001 LANSING W3, P22	1246	80	13	64	3	0	6.42
2002 LANSING W3, P23	2140	225	38	180	7	0	10.51
2101 CITY OF OLIVET P1	724	80	58	19	3	3	11.05
2201 CITY OF POTTERVILLE P1	1885	213	145	56	12	12	11.30

Republican Party

REPRESENTATIVE IN CONGRESS 7TH DISTRICT
Vote for not more than 1

	VOTES	PERCENT		VOTES	PERCENT
01 = Doug North	2,052	25.14			
02 = Tim Walberg	6,101	74.74	03 = WRITE-IN	10	.12

	01	02	03
0101 BELLEVUE TWP P1	41	70	0
0102 BELLEVUE TWP P2	21	45	0
0201 BENTON TWP P1A	77	217	1
0301 BROOKFIELD TWP P1	27	63	1
0401 CARMEL TWP P1	92	255	0
0501 CHESTER TWP P1	46	153	1
0601 DELTA TWP P1	45	182	0
0602 DELTA TWP P2A	65	144	0
0603 DELTA TWP P3	24	77	0
0604 DELTA TWP P4	77	196	0
0605 DELTA TWP P5	36	97	0
0606 DELTA TWP P6	39	169	0
0607 DELTA TWP P7	18	65	0
0608 DELTA TWP P8	17	76	0
0609 DELTA TWP P9	30	129	0
0610 DELTA TWP P10	36	139	0
0611 DELTA TWP P11	15	59	0
0612 DELTA TWP P12	39	148	0
0613 DELTA TWP P13A	30	141	0
0614 DELTA TWP P14	39	117	0
0615 DELTA TWP P15	25	71	0
0616 DELTA TWP P16	27	94	0
0701 EATON TWP P1	123	298	1
0702 EATON TWP P2	33	98	0
0801 EATON RAPIDS TWP P1	22	91	0
0802 EATON RAPIDS TWP P2A	42	140	0
0901 HAMLIN TWP P1A	55	116	0
1001 KALAMO TWP P1	44	102	1
1101 ONEIDA TWP P1A	89	207	0
1102 ONEIDA TWP P2	33	67	0
1201 ROXAND TWP P1A	47	129	0
1301 SUNFIELD TWP P1	23	130	0
1401 VERMONTVILLE TWP P1	38	102	1
1501 WALTON TWP P1	31	123	0
1601 WINDSOR TWP P1	49	157	0
1602 WINDSOR TWP P2	46	162	0
1603 WINDSOR TWP P3A	57	139	0
1701 CITY OF CHAR D1 P1	56	169	0
1702 CITY OF CHAR D1 P2A	50	121	0
1703 CITY OF CHAR D2 P1	40	162	0
1704 CITY OF CHAR D2 P2	67	175	1
1801 CITY OF ER P1	17	48	0
1802 CITY OF ER P2	22	43	0
1803 CITY OF ER P3	18	71	0
1901 CITY OF GL P1	41	88	1
1902 CITY OF GL P2	34	104	1
1903 CITY OF GL P3	33	84	1
1904 CITY OF GL P4	22	86	0
2001 LANSING W3, P22	4	9	0
2002 LANSING W3, P23	8	26	0
2101 CITY OF OLIVET P1	20	33	0
2201 CITY OF POTTERVILLE P1	22	114	0

Democratic Party

REPRESENTATIVE IN CONGRESS 7TH DISTRICT
Vote for not more than 1

	VOTES	PERCENT
01 = Gretchen D. Driskell	5,560	99.80
02 = WRITE-IN	11	.20

	01	02
0101 BELLEVUE TWP P1	35	0
0102 BELLEVUE TWP P2	21	0
0201 BENTON TWP P1A	106	2
0301 BROOKFIELD TWP P1	30	0
0401 CARMEL TWP P1	131	0
0501 CHESTER TWP P1	57	0
0601 DELTA TWP P1	169	0
0602 DELTA TWP P2A	158	0
0603 DELTA TWP P3	112	0
0604 DELTA TWP P4	249	0
0605 DELTA TWP P5	225	1
0606 DELTA TWP P6	221	1
0607 DELTA TWP P7	136	1
0608 DELTA TWP P8	146	1
0609 DELTA TWP P9	172	0
0610 DELTA TWP P10	212	0
0611 DELTA TWP P11	75	0
0612 DELTA TWP P12	137	0
0613 DELTA TWP P13A	127	0
0614 DELTA TWP P14	206	0
0615 DELTA TWP P15	125	0
0616 DELTA TWP P16	84	0
0701 EATON TWP P1	148	0
0702 EATON TWP P2	40	0
0801 EATON RAPIDS TWP P1	55	0
0802 EATON RAPIDS TWP P2A	95	0
0901 HAMLIN TWP P1A	105	0
1001 KALAMO TWP P1	44	0
1101 ONEIDA TWP P1A	128	0
1102 ONEIDA TWP P2	49	0
1201 ROXAND TWP P1A	41	0
1301 SUNFIELD TWP P1	62	1
1401 VERMONTVILLE TWP P1	64	0
1501 WALTON TWP P1	60	0
1601 WINDSOR TWP P1	112	0
1602 WINDSOR TWP P2	169	0
1603 WINDSOR TWP P3A	156	0
1701 CITY OF CHAR D1 P1	152	1
1702 CITY OF CHAR D1 P2A	120	0
1703 CITY OF CHAR D2 P1	116	1
1704 CITY OF CHAR D2 P2	156	0
1801 CITY OF ER P1	34	0
1802 CITY OF ER P2	42	0
1803 CITY OF ER P3	41	0
1901 CITY OF GL P1	99	0
1902 CITY OF GL P2	78	0
1903 CITY OF GL P3	90	1
1904 CITY OF GL P4	62	1
2001 LANSING W3, P22	63	0
2002 LANSING W3, P23	173	0
2101 CITY OF OLIVET P1	19	0
2201 CITY OF POTTERVILLE P1	53	0

REPRESENTATIVE IN STATE LEGISLATURE 65TH DISTRICT
Vote for not more than 1

	VOTES	PERCENT		VOTES	PERCENT
01 = Robert Paul Commet	114	11.07			
02 = Brett Roberts	911	88.45	03 = WRITE-IN	5	.49

	01	02	03
0301 BROOKFIELD TWP P1	5	88	1
0701 EATON TWP P1	52	360	2
0702 EATON TWP P2	14	118	1
0901 HAMLIN TWP P1A	21	150	1
1801 CITY OF ER P1	7	59	0
1802 CITY OF ER P2	10	55	0
1803 CITY OF ER P3	5	81	0

Democratic Party

REPRESENTATIVE IN STATE LEGISLATURE 65TH DISTRICT

Vote for not more than 1

	VOTES	PERCENT		VOTES	PERCENT
01 = Bonnie Johnson	369	85.02			
02 = Val Cochran Toops	65	14.98	03 = WRITE-IN	0	

	01	02	03
0301 BROOKFIELD TWP P1	31	1	0
0701 EATON TWP P1	110	28	0
0702 EATON TWP P2	43	2	0
0901 HAMLIN TWP P1A	84	20	0
1801 CITY OF ER P1	27	3	0
1802 CITY OF ER P2	37	3	0
1803 CITY OF ER P3	37	8	0

REPRESENTATIVE IN STATE LEGISLATURE 71ST DISTRICT

	VOTES	PERCENT
Vote for not more than 1		
01 = Tom Barrett	6,686	99.55
02 = WRITE-IN	30	.45

	01	02
0101 BELLEVUE TWP P1	102	1
0102 BELLEVUE TWP P2	59	0
0201 BENTON TWP P1A	277	2
0401 CARMEL TWP P1	334	1
0501 CHESTER TWP P1	185	1
0601 DELTA TWP P1	223	0
0602 DELTA TWP P2A	188	0
0603 DELTA TWP P3	93	0
0604 DELTA TWP P4	256	1
0605 DELTA TWP P5	126	0
0606 DELTA TWP P6	198	1
0607 DELTA TWP P7	78	1
0608 DELTA TWP P8	93	1
0609 DELTA TWP P9	153	0
0610 DELTA TWP P10	161	0
0611 DELTA TWP P11	74	0
0612 DELTA TWP P12	178	1
0613 DELTA TWP P13A	163	0
0614 DELTA TWP P14	142	1
0615 DELTA TWP P15	93	1
0616 DELTA TWP P16	111	0
0801 EATON RAPIDS TWP P1	105	0
0802 EATON RAPIDS TWP P2A	169	0
1001 KALAMO TWP P1	129	2
1101 ONEIDA TWP P1A	275	3
1102 ONEIDA TWP P2	89	0
1201 ROXAND TWP P1A	160	1
1301 SUNFIELD TWP P1	150	0
1401 VERMONTVILLE TWP P1	128	1
1501 WALTON TWP P1	145	0
1601 WINDSOR TWP P1	192	1
1602 WINDSOR TWP P2	188	0
1603 WINDSOR TWP P3A	184	0
1701 CITY OF CHAR D1 P1	207	1
1702 CITY OF CHAR D1 P2A	164	1
1703 CITY OF CHAR D2 P1	186	0
1704 CITY OF CHAR D2 P2	226	2
1901 CITY OF GL P1	129	3
1902 CITY OF GL P2	126	1
1903 CITY OF GL P3	117	1
1904 CITY OF GL P4	100	0
2001 LANSING W3, P22	13	0
2002 LANSING W3, P23	31	0
2101 CITY OF OLIVET P1	52	0
2201 CITY OF POTTERVILLE P1	134	1

REPRESENTATIVE IN STATE LEGISLATURE 71ST DISTRICT

Vote for not more than 1

	VOTES	PERCENT
01 = Theresa Abed	5,202	99.75
02 = WRITE-IN	13	.25

	01	02
0101 BELLEVUE TWP P1	33	0
0102 BELLEVUE TWP P2	21	0
0201 BENTON TWP P1A	110	2
0401 CARMEL TWP P1	140	1
0501 CHESTER TWP P1	60	0
0601 DELTA TWP P1	167	0
0602 DELTA TWP P2A	157	0
0603 DELTA TWP P3	113	0
0604 DELTA TWP P4	248	0
0605 DELTA TWP P5	227	1
0606 DELTA TWP P6	227	0
0607 DELTA TWP P7	139	1
0608 DELTA TWP P8	149	0
0609 DELTA TWP P9	175	1
0610 DELTA TWP P10	210	0
0611 DELTA TWP P11	76	0
0612 DELTA TWP P12	139	0
0613 DELTA TWP P13A	126	0
0614 DELTA TWP P14	205	1
0615 DELTA TWP P15	132	0
0616 DELTA TWP P16	83	0
0801 EATON RAPIDS TWP P1	59	0
0802 EATON RAPIDS TWP P2A	93	0
1001 KALAMO TWP P1	45	0
1101 ONEIDA TWP P1A	134	1
1102 ONEIDA TWP P2	50	0
1201 ROXAND TWP P1A	44	0
1301 SUNFIELD TWP P1	69	0
1401 VERMONTVILLE TWP P1	67	0
1501 WALTON TWP P1	62	1
1601 WINDSOR TWP P1	112	0
1602 WINDSOR TWP P2	165	0
1603 WINDSOR TWP P3A	158	0
1701 CITY OF CHAR D1 P1	153	3
1702 CITY OF CHAR D1 P2A	124	0
1703 CITY OF CHAR D2 P1	126	0
1704 CITY OF CHAR D2 P2	157	1
1901 CITY OF GL P1	102	0
1902 CITY OF GL P2	77	0
1903 CITY OF GL P3	99	0
1904 CITY OF GL P4	63	0
2001 LANSING W3, P22	62	0
2002 LANSING W3, P23	170	0
2101 CITY OF OLIVET P1	19	0
2201 CITY OF POTTERVILLE P1	55	0

EMMET COUNTY, MICHIGAN
PRIMARY ELECTION
AUGUST 2, 2016
STATISTICS

	TOTAL	PERCENT		TOTAL	PERCENT
01 = REGISTERED VOTERS - TOTAL	28,061		05 = BALLOTS CAST - NONPARTISAN	492	6.68
02 = BALLOTS CAST - TOTAL	7,363		06 = BALLOTS CAST - CROSSOVER	448	6.08
03 = BALLOTS CAST - REPUBLICAN PARTY	5,529	75.09	07 = VOTER TURNOUT - TOTAL		26.24
04 = BALLOTS CAST - DEMOCRATIC PARTY	1,342	18.23			

	01	02	03	04	05	06	07
0001 Bear Creek - Precinct 1	540	156	92	46	18	17	28.89
0002 Bear Creek - Precinct 2	1877	608	407	155	46	36	32.39
0003 Bear Creek - Precinct 3	2771	756	401	180	175	167	27.28
0004 Bliss	495	145	122	22	1	1	29.29
0005 Carp Lake	637	152	119	24	9	8	23.86
0006 Center	443	122	96	25	1	1	27.54
0007 Cross Village	227	80	54	22	4	4	35.24
0008 Friendship	738	188	162	23	3	3	25.47
0009 City of Harbor Springs	1127	261	198	46	17	15	23.16
0010 Little Traverse	2250	420	340	73	7	6	18.67
0011 Littlefield	2455	439	344	53	42	42	17.88
0012 Maple River	1010	242	198	42	2	2	23.96
0013 McKinley	979	219	192	17	10	10	22.37
0014 City of Petoskey - PCT 1	1057	276	203	61	12	9	26.11
0015 City of Petoskey - PCT 2	1153	355	251	80	24	22	30.79
0016 City of Petoskey - PCT 3	1506	334	252	72	10	10	22.18
0017 City of Petoskey - PCT 4	1187	210	124	75	11	11	17.69
0018 Pleasantview	753	188	153	31	4	4	24.97
0019 Readmond	518	165	131	27	7	7	31.85
0020 Resort	2403	849	689	122	38	29	35.33
0021 Springvale	1671	484	398	56	30	28	28.96
0022 Wawatam	608	199	160	29	10	7	32.73
0023 West Traverse	1656	515	443	61	11	9	31.10

EMMET COUNTY, MICHIGAN
PRIMARY ELECTION
AUGUST 2, 2016
REPUBLICAN PARTY

REP IN CONGRESS
Vote for not more than 1

	VOTES	PERCENT		VOTES	PERCENT
01 = Jason Allen	1,716	32.84	03 = Tom Casperson	1,025	19.62
02 = Jack Bergman	2,473	47.33	04 = WRITE-IN	11	.21

	01	02	03	04
0001 Bear Creek - Precinct 1	40	37	13	0
0002 Bear Creek - Precinct 2	132	155	93	1
0003 Bear Creek - Precinct 3	126	171	87	0
0004 Bliss	25	63	28	0
0005 Carp Lake	31	60	21	0
0006 Center	19	41	24	1
0007 Cross Village	11	34	5	0
0008 Friendship	37	89	29	0
0009 City of Harbor Springs	69	97	29	0
0010 Little Traverse	102	161	62	0
0011 Littlefield	97	158	71	0
0012 Maple River	45	92	47	0
0013 McKinley	49	76	46	1
0014 City of Petoskey - PCT 1	88	63	34	2
0015 City of Petoskey - PCT 2	95	95	40	1
0016 City of Petoskey - PCT 3	108	97	40	2
0017 City of Petoskey - PCT 4	44	54	20	2
0018 Pleasantview	40	86	20	0
0019 Readmond	23	81	20	0
0020 Resort	231	277	140	0
0021 Springvale	141	165	71	1
0022 Wawatam	56	66	29	0
0023 West Traverse	107	255	56	0

REP IN CONGRESS
Vote for not more than 1

	VOTES	PERCENT
01 = Jerry Cannon	268	20.49
02 = Lon Johnson	1,038	79.36
03 = WRITE-IN	2	.15

	01	02	03
0001 Bear Creek - Precinct 1	17	25	0
0002 Bear Creek - Precinct 2	32	121	0
0003 Bear Creek - Precinct 3	42	127	1
0004 Bliss	9	12	0
0005 Carp Lake	10	14	0
0006 Center	4	17	0
0007 Cross Village	9	12	0
0008 Friendship	2	21	0
0009 City of Harbor Springs	11	35	0
0010 Little Traverse	11	62	0
0011 Littlefield	9	43	0
0012 Maple River	6	35	0
0013 McKinley	2	15	0
0014 City of Petoskey - PCT 1	5	56	0
0015 City of Petoskey - PCT 2	12	67	0
0016 City of Petoskey - PCT 3	17	55	0
0017 City of Petoskey - PCT 4	15	58	0
0018 Pleasantview	0	30	1
0019 Readmond	9	16	0
0020 Resort	22	97	0
0021 Springvale	10	46	0
0022 Wawatam	5	24	0
0023 West Traverse	9	50	0

REP IN STATE LEGISLATURE
Vote for not more than 1

	VOTES	PERCENT		VOTES	PERCENT
01 = Lee Chatfield	3,986	74.21			
02 = Kathy Twardy	1,379	25.67	03 = WRITE-IN	6	.11

	01	02	03
0001 Bear Creek - Precinct 1	80	10	0
0002 Bear Creek - Precinct 2	284	109	1
0003 Bear Creek - Precinct 3	322	71	0
0004 Bliss	98	21	0
0005 Carp Lake	89	25	0
0006 Center	68	22	0
0007 Cross Village	26	27	0
0008 Friendship	118	40	0
0009 City of Harbor Springs	135	56	1
0010 Little Traverse	230	105	0
0011 Littlefield	269	67	0
0012 Maple River	166	28	1
0013 McKinley	163	25	0
0014 City of Petoskey - PCT 1	111	82	1
0015 City of Petoskey - PCT 2	162	84	0
0016 City of Petoskey - PCT 3	180	59	1
0017 City of Petoskey - PCT 4	89	34	0
0018 Pleasantview	125	27	0
0019 Readmond	83	43	0
0020 Resort	483	179	1
0021 Springvale	308	83	0
0022 Wawatam	123	29	0
0023 West Traverse	274	153	0

REP IN STATE LEGISLATURE
Vote for not more than 1

	VOTES	PERCENT
01 = Phil Bellfy	1,127	99.65
02 = WRITE-IN	4	.35

	01	02
0001 Bear Creek - Precinct 1	36	0
0002 Bear Creek - Precinct 2	131	0
0003 Bear Creek - Precinct 3	155	0
0004 Bliss	20	0
0005 Carp Lake	20	0
0006 Center	16	1
0007 Cross Village	17	0
0008 Friendship	19	0
0009 City of Harbor Springs	43	0
0010 Little Traverse	58	0
0011 Littlefield	43	0
0012 Maple River	37	0
0013 McKinley	15	0
0014 City of Petoskey - PCT 1	50	0
0015 City of Petoskey - PCT 2	69	1
0016 City of Petoskey - PCT 3	61	0
0017 City of Petoskey - PCT 4	67	1
0018 Pleasantview	26	1
0019 Readmond	20	0
0020 Resort	106	0
0021 Springvale	52	0
0022 Wawatam	23	0
0023 West Traverse	43	0

NUMBERED KEY CANVASS | GENESEE COUNTY, MICHIGAN | UNOFFICIAL RESULTS

2016 AUGUST ELECTION

RUN DATE:08/05/16 12:44 PM | AUGUST 2, 2016 | REPORT-EL52 PAGE 0001

STATISTICS

WITH 239 OF 239 PRECINCTS REPORTING

	TOTAL	PERCENT		TOTAL	PERCENT
01 = REGISTERED VOTERS - TOTAL	326,778		05 = BALLOTS CAST - NONPARTISAN	3,475	6.52
02 = BALLOTS CAST - TOTAL	53,326		06 = BALLOTS CAST - CROSSOVER	2,894	
03 = BALLOTS CAST - REPUBLICAN PARTY	12,210	22.90	07 = VOTER TURNOUT - TOTAL		16.32
04 = BALLOTS CAST - DEMOCRATIC PARTY	37,640	70.58			

	01	02	03	04	05	06	07
0101 Argentine Twp 1	2215	393	180	159	54	52	17.74
0102 Argentine Twp 2	2347	375	142	190	43	39	15.98
0103 Argentine Twp 3	634	93	34	47	12	12	14.67
0201 Atlas Twp 1	1843	528	342	127	59	54	28.65
0202 Atlas Twp 2	1057	325	253	55	17	13	30.75
0203 Atlas Twp 3	1895	617	463	104	50	46	32.56
0204 Atlas Twp 4	1336	373	262	78	33	27	27.92
0301 Burton 1	2058	302	51	244	7	5	14.67
0302 Burton 2	2052	206	33	161	12	9	10.04
0303 Burton 3	2589	391	78	290	23	14	15.10
0304 Burton 4	2507	183	23	151	9	7	7.30
0305 Burton 5	1627	219	26	176	17	12	13.46
0306 Burton 6	1859	118	23	83	12	12	6.35
0307 Burton 7	2133	202	28	163	11	8	9.47
0308 Burton 8	1875	348	106	230	12	8	18.56
0309 Burton 9	969	151	27	113	11	8	15.58
0310 Burton 10	2660	454	81	352	21	17	17.07
0311 Burton 11	1535	310	38	250	22	15	20.20
0312 Burton 12	1631	294	56	218	20	17	18.03
0401 Clayton Twp 1	1926	510	106	344	60	47	26.48
0402 Clayton Twp 2	1633	339	104	201	34	22	20.76
0403 Clayton Twp 3	1123	221	60	148	13	11	19.68
0404 Clayton Twp 4	1192	190	46	126	18	17	15.94
0501 Clio 1	1953	280	45	226	9	6	14.34
0601 Davison 1	978	142	34	98	10	7	14.52
0602 Davison 2	1027	167	27	127	13	9	16.26
0603 Davison 3	1185	213	50	146	17	13	17.97
0604 Davison 4	998	178	39	125	14	8	17.84
0701 Davison Twp 1	1928	356	165	154	37	36	18.46
0702 Davison Twp 2	1794	477	221	222	34	30	26.59
0703 Davison Twp 3	1441	315	152	132	31	27	21.86
0704 Davison Twp 4	1856	458	167	231	60	58	24.68
0705 Davison Twp 5	1941	203	73	115	15	15	10.46
0706 Davison Twp 6	2283	275	108	145	22	21	12.05
0707 Davison Twp 7	1487	260	126	116	18	13	17.48
0708 Davison Twp 8	1010	243	125	88	30	27	24.06
0709 Davison Twp 9	1615	299	102	164	33	26	18.51
0801 Fenton 1	1899	221	105	95	21	17	11.64
0802 Fenton 2	1834	283	121	139	23	18	15.43
0803 Fenton 3	1523	256	106	139	11	6	16.81
0804 Fenton 4	2307	225	108	102	15	14	9.75
0805 Fenton 5	2011	155	65	78	12	10	7.71
0901 Fenton Twp 1	1865	280	125	111	44	42	15.01
0902 Fenton Twp 2	1727	354	157	154	43	36	20.50
0903 Fenton Twp 3	2780	422	215	163	44	37	15.18
0904 Fenton Twp 4	2375	360	183	133	44	33	15.16
0905 Fenton Twp 5	2533	426	216	157	53	51	16.82
0906 Fenton Twp 6	1627	273	136	102	35	30	16.78
1001 Flint 1	1776	226	0	225	1	1	12.73
1002 Flint 2	1685	208	0	208	0	0	12.34
1003 Flint 3	915	78	0	78	0	0	8.52
1004 Flint 4	1929	205	1	204	0	0	10.63
1005 Flint 5	1497	127	0	125	2	0	8.48

RECEIVED/FILED
MICHIGAN DEPT OF STATE
2016 AUG 11 AM 10:56
ELECTIONS/GREAT SEAL

GENESEE COUNTY, MICHIGAN
2016 AUGUST ELECTION
AUGUST 2, 2016
STATISTICS

WITH 239 OF 239 PRECINCTS REPORTING

	TOTAL	PERCENT		TOTAL	PERCENT
01 = REGISTERED VOTERS - TOTAL	326,778		05 = BALLOTS CAST - NONPARTISAN	3,475	6.52
02 = BALLOTS CAST - TOTAL	53,326		06 = BALLOTS CAST - CROSSOVER	2,894	
03 = BALLOTS CAST - REPUBLICAN PARTY	12,210	22.90	07 = VOTER TURNOUT - TOTAL		16.32
04 = BALLOTS CAST - DEMOCRATIC PARTY	37,640	70.58			

(CONTINUED FROM PREVIOUS PAGE)	01	02	03	04	05	06	07
1006 Flint 6	1517	161	1	159	1	1	10.61
1007 Flint 7	786	47	1	46	0	0	5.98
1008 Flint 8	1357	177	0	173	4	4	13.04
1009 Flint 9	861	101	0	97	4	3	11.73
1010 Flint 10	1326	131	2	128	1	1	9.88
1011 Flint 11	1257	156	1	152	3	3	12.41
1012 Flint 12	1024	125	0	121	4	4	12.21
1013 Flint 13	124	10	0	10	0	0	8.06
1014 Flint 14	1406	139	4	130	5	4	9.89
1015 Flint 15	681	57	1	54	2	2	8.37
1016 Flint 16	1752	140	0	134	6	6	7.99
1017 Flint 17	1050	83	0	80	3	3	7.90
1018 Flint 18	663	57	0	54	3	3	8.60
1019 Flint 19	1031	50	7	43	0	0	4.85
1020 Flint 20	1179	87	3	82	2	2	7.38
1021 Flint 21	1206	43	1	40	2	2	3.57
1022 Flint 22	1921	218	18	188	12	9	11.35
1023 Flint 23	1258	60	8	50	2	0	4.77
1024 Flint 24	1244	66	2	62	2	2	5.31
1025 Flint 25	1776	171	18	128	25	25	9.63
1026 Flint 26	1154	82	5	66	11	9	7.11
1027 Flint 27	267	18	2	15	1	1	6.74
1028 Flint 28	1448	142	3	139	0	0	9.81
1029 Flint 29	1959	184	4	177	3	2	9.39
1030 Flint 30	235	10	0	6	4	4	4.26
1031 Flint 31	1503	80	4	75	1	0	5.32
1032 Flint 32	552	36	0	31	5	5	6.52
1033 Flint 33	359	21	2	18	1	1	5.85
1034 Flint 34	200	14	1	11	2	2	7.00
1035 Flint 35	293	20	0	16	4	4	6.83
1036 Flint 36	100	8	0	6	2	2	8.00
1037 Flint 37	1085	90	4	82	4	4	8.29
1038 Flint 38	363	30	1	26	3	3	8.26
1039 Flint 39	1198	106	2	104	0	0	8.85
1040 Flint 40	1780	300	3	285	12	12	16.85
1041 Flint 41	1250	107	7	99	1	1	8.56
1042 Flint 42	1268	185	6	170	9	9	14.59
1043 Flint 43	506	43	6	37	0	0	8.50
1044 Flint 44	1433	137	8	112	17	17	9.56
1045 Flint 45	2260	305	15	279	11	9	13.50
1046 Flint 46	1215	264	21	235	8	6	21.73
1047 Flint 47	604	74	5	68	1	1	12.25
1048 Flint 48	1260	266	14	243	9	9	21.11
1049 Flint 49	2093	389	3	371	15	14	18.59
1050 Flint 50	1813	272	0	268	4	4	15.00
1051 Flint 51	1383	258	25	196	37	36	18.66
1052 Flint 52	1741	132	18	109	5	4	7.58
1053 Flint 53	1542	122	13	108	1	1	7.91
1054 Flint 54	544	55	1	54	0	0	10.11
1055 Flint 55	1685	124	14	97	13	13	7.36
1056 Flint 56	2054	342	13	297	32	32	16.65
1057 Flint 57	2094	214	19	191	4	3	10.22
1058 Flint 58	1921	142	7	129	6	6	7.39
1059 Flint 59	1069	54	5	45	4	4	5.05

WITH 239 OF 239 PRECINCTS REPORTING

	TOTAL	PERCENT		TOTAL	PERCENT
01 = REGISTERED VOTERS - TOTAL	326,778		05 = BALLOTS CAST - NONPARTISAN	3,475	6.52
02 = BALLOTS CAST - TOTAL	53,326		06 = BALLOTS CAST - CROSSOVER	2,894	
03 = BALLOTS CAST - REPUBLICAN PARTY	12,210	22.90	07 = VOTER TURNOUT - TOTAL		16.32
04 = BALLOTS CAST - DEMOCRATIC PARTY	37,640	70.58			

(CONTINUED FROM PREVIOUS PAGE)	01	02	03	04	05	06	07
1060 Flint 60	1989	252	8	242	2	2	12.67
1061 Flint 61	1479	16	2	12	2	2	1.08
1101 Flint Twp 1	1823	634	55	556	23	22	34.78
1102 Flint Twp 2	1417	297	18	262	17	15	20.96
1103 Flint Twp 3	2153	413	51	327	35	31	19.18
1104 Flint Twp 4	2248	492	35	429	28	24	21.89
1105 Flint Twp 5	2013	426	28	362	36	33	21.16
1106 Flint Twp 6	2905	330	33	285	12	10	11.36
1107 Flint Twp 7	1861	282	7	268	7	7	15.15
1108 Flint Twp 8	169	14	0	14	0	0	8.28
1109 Flint Twp 9	2566	170	16	138	16	14	6.63
1110 Flint Twp 10	1040	200	21	169	10	10	19.23
1111 Flint Twp 11	1041	194	19	168	7	5	18.64
1112 Flint Twp 12	1481	200	18	166	16	14	13.50
1113 Flint Twp 13	997	230	32	182	16	16	23.07
1114 Flint Twp 14	1820	266	22	226	18	16	14.62
1115 Flint Twp 15	1629	274	28	222	24	22	16.82
1201 Flushing 1	1099	256	53	193	10	7	23.29
1202 Flushing 2	1106	298	66	218	14	11	26.94
1203 Flushing 3	1413	412	78	311	23	15	29.16
1204 Flushing 4	1438	393	76	294	23	21	27.33
1205 Flushing 5	1601	380	91	278	11	7	23.74
1301 Flushing Twp 1	1379	327	74	216	36	31	23.71
1302 Flushing Twp 2	1708	446	141	283	22	18	26.11
1303 Flushing Twp 3	1336	344	95	224	25	21	25.75
1304 Flushing Twp 4	771	214	60	143	11	11	27.76
1305 Flushing Twp 5	1191	299	78	205	16	12	25.10
1306 Flushing Twp 6	1096	221	52	162	7	7	20.16
1307 Flushing Twp 7	1089	314	105	195	14	12	28.83
1401 Forest Twp 1	971	214	58	143	13	10	22.04
1402 Forest Twp 2	1666	325	64	244	17	14	19.51
1403 Forest Twp 3	1226	276	59	188	29	15	22.51
1501 Gaines Twp 1	1555	286	79	183	24	21	18.39
1502 Gaines Twp 2	1127	197	54	130	13	7	17.48
1503 Gaines Twp 3	843	134	38	88	8	6	15.90
1504 Gaines Twp 4	1694	298	79	185	34	29	17.59
1601 Genesee Twp 1	1408	119	14	103	2	2	8.45
1602 Genesee Twp 2	1557	144	4	140	0	0	9.25
1603 Genesee Twp 3	1446	230	30	187	13	8	15.91
1604 Genesee Twp 4	1990	482	54	409	19	15	24.22
1605 Genesee Twp 5	1239	199	27	155	17	14	16.06
1606 Genesee Twp 6	2394	309	36	258	15	13	12.91
1607 Genesee Twp 7	1630	299	44	244	11	9	18.34
1608 Genesee Twp 8	2417	446	62	364	20	15	18.45
1609 Genesee Twp 9	2007	350	27	301	22	19	17.44
1701 Grand Blanc 1	1173	318	102	196	20	15	27.11
1702 Grand Blanc 2	1351	220	64	136	20	18	16.28
1703 Grand Blanc 3	1478	340	114	205	21	16	23.00
1704 Grand Blanc 4	1945	289	73	202	14	10	14.86
1801 Grand Blanc Twp 1	2319	510	146	346	18	17	21.99
1802 Grand Blanc Twp 2	1333	154	35	106	13	12	11.55
1803 Grand Blanc Twp 3	1449	259	72	175	12	8	17.87
1804 Grand Blanc Twp 4	1904	364	111	235	18	11	19.12
1805 Grand Blanc Twp 5	2544	435	153	259	23	18	17.10

WITH 239 OF 239 PRECINCTS REPORTING

	TOTAL	PERCENT		TOTAL	PERCENT
01 = REGISTERED VOTERS - TOTAL	326,778		05 = BALLOTS CAST - NONPARTISAN	3,475	6.52
02 = BALLOTS CAST - TOTAL	53,326		06 = BALLOTS CAST - CROSSOVER	2,894	
03 = BALLOTS CAST - REPUBLICAN PARTY	12,210	22.90	07 = VOTER TURNOUT - TOTAL		16.32
04 = BALLOTS CAST - DEMOCRATIC PARTY	37,640	70.58			

(CONTINUED FROM PREVIOUS PAGE)	01	02	03	04	05	06	07
1806 Grand Blanc Twp 6	2823	572	228	306	38	30	20.26
1807 Grand Blanc Twp 7	1182	335	59	256	20	19	28.34
1808 Grand Blanc Twp 8	2252	571	278	252	41	36	25.36
1809 Grand Blanc Twp 9	1919	366	102	227	37	28	19.07
1810 Grand Blanc Twp 10	2292	606	303	262	41	28	26.44
1811 Grand Blanc Twp 11	1464	136	30	98	8	5	9.29
1812 Grand Blanc Twp 12	1565	174	35	133	6	4	11.12
1813 Grand Blanc Twp 13	1446	265	68	180	17	14	18.33
1814 Grand Blanc Twp 14	2157	396	121	260	15	11	18.36
1815 Grand Blanc Twp 15	1740	345	172	151	22	16	19.83
1901 Linden 1	1279	302	125	149	28	22	23.61
1902 Linden 2	1748	343	163	159	21	18	19.62
2001 Montrose 1	1300	149	44	98	7	5	11.46
2101 Montrose Twp 1	1177	119	13	98	8	8	10.11
2102 Montrose Twp 2	1077	114	22	84	8	0	10.58
2103 Montrose Twp 3	1303	162	33	122	7	3	12.43
2104 Montrose Twp 4	1237	173	35	124	14	10	13.99
2201 Mt. Morris 1	909	91	21	67	3	2	10.01
2202 Mt. Morris 2	1449	120	12	107	1	1	8.28
2301 Mt. Morris Twp 1	1055	144	9	130	5	5	13.65
2302 Mt. Morris Twp 2	1282	123	7	110	6	6	9.59
2303 Mt. Morris Twp 3	1498	213	13	188	12	8	14.22
2304 Mt. Morris Twp 4	1380	167	13	145	9	9	12.10
2306 Mt. Morris Twp 6	1140	211	22	178	11	10	18.51
2308 Mt. Morris Twp 8	650	68	0	66	2	2	10.46
2309 Mt. Morris Twp 9	967	106	0	106	0	0	10.96
2310 Mt. Morris Twp 10	1227	191	2	185	4	4	15.57
2311 Mt. Morris Twp 11	1365	208	4	198	6	6	15.24
2312 Mt. Morris Twp 12	1498	197	3	188	6	6	13.15
2313 Mt. Morris Twp 13	1174	316	8	300	8	7	26.92
2314 Mt. Morris Twp 14	1956	324	39	268	17	15	16.56
2315 Mt. Morris Twp 15	1526	294	38	243	13	12	19.27
2401 Mundy Twp 1	2199	394	82	289	23	21	17.92
2402 Mundy Twp 2	1384	288	61	211	16	15	20.81
2403 Mundy Twp 3	1330	347	65	254	28	23	26.09
2404 Mundy Twp 4	1279	331	60	239	32	26	25.88
2405 Mundy Twp 5	744	194	41	139	14	12	26.08
2406 Mundy Twp 6	1569	255	60	172	23	18	16.25
2407 Mundy Twp 7	1404	231	47	165	19	14	16.45
2408 Mundy Twp 8	1256	214	48	140	26	21	17.04
2409 Mundy Twp 9	977	169	57	97	15	14	17.30
2501 Richfield Twp 1	1215	209	31	165	13	11	17.20
2502 Richfield Twp 2	2451	488	72	369	47	39	19.91
2503 Richfield Twp 3	2173	343	70	250	23	16	15.78
2504 Richfield Twp 4	1118	184	30	146	8	7	16.46
2601 Swartz Creek 1	1062	273	54	195	24	15	25.71
2602 Swartz Creek 2	1350	199	41	151	7	4	14.74
2603 Swartz Creek 3	1022	176	38	123	15	12	17.22
2604 Swartz Creek 4	1202	397	92	279	26	23	33.03
2701 Thetford Twp 1	1595	274	29	236	9	9	17.18
2702 Thetford Twp 2	765	231	25	200	6	3	30.20
2703 Thetford Twp 3	1360	384	47	315	22	17	28.24
2704 Thetford Twp 4	1582	416	58	332	26	25	26.30
2801 Vienna Twp 1	2205	423	69	320	34	26	19.18

GENESEE COUNTY, MICHIGAN
2016 AUGUST ELECTION
AUGUST 2, 2016
STATISTICS

WITH 239 OF 239 PRECINCTS REPORTING

	TOTAL	PERCENT		TOTAL	PERCENT
01 = REGISTERED VOTERS - TOTAL	326,778		05 = BALLOTS CAST - NONPARTISAN	3,475	6.52
02 = BALLOTS CAST - TOTAL	53,326		06 = BALLOTS CAST - CROSSOVER	2,894	
03 = BALLOTS CAST - REPUBLICAN PARTY	12,210	22.90	07 = VOTER TURNOUT - TOTAL		16.32
04 = BALLOTS CAST - DEMOCRATIC PARTY	37,640	70.58			

(CONTINUED FROM PREVIOUS PAGE)	01	02	03	04	05	06	07
2802 Vienna Twp 2	1901	344	51	274	19	13	18.10
2803 Vienna Twp 3	2578	382	62	294	26	20	14.82
2804 Vienna Twp 4	1988	347	50	267	30	21	17.45
2805 Vienna Twp 5	1383	329	55	240	34	26	23.79

CONGRESS 5TH DISTRICT GENESEE COUNTY
VOTE FOR 1

	VOTES	PERCENT		VOTES	PERCENT
01 = Al Hardwick	10,279	99.63	03 = OVER VOTES	11	
02 = WRITE-IN	38	.37	04 = UNDER VOTES	1,882	

	01	02	03	04
0101 Argentine Twp 1	138	2	0	40
0102 Argentine Twp 2	112	1	0	29
0103 Argentine Twp 3	25	0	0	9
0201 Atlas Twp 1	241	1	2	98
0202 Atlas Twp 2	153	0	0	100
0203 Atlas Twp 3	320	1	0	142
0204 Atlas Twp 4	136	0	0	126
0301 Burton 1	47	0	0	4
0302 Burton 2	32	0	0	1
0303 Burton 3	53	0	0	25
0304 Burton 4	23	0	0	0
0305 Burton 5	24	1	0	1
0306 Burton 6	21	0	0	2
0307 Burton 7	26	1	0	1
0308 Burton 8	103	0	0	3
0309 Burton 9	26	0	0	1
0310 Burton 10	78	0	0	3
0311 Burton 11	34	0	0	4
0312 Burton 12	52	0	0	4
0401 Clayton Twp 1	93	0	0	13
0402 Clayton Twp 2	95	0	0	9
0403 Clayton Twp 3	54	0	0	6
0404 Clayton Twp 4	37	1	0	8
0501 Clio 1	45	0	0	0
0601 Davison 1	34	0	0	0
0602 Davison 2	25	0	0	2
0603 Davison 3	48	0	0	2
0604 Davison 4	37	0	0	2
0701 Davison Twp 1	126	0	0	39
0702 Davison Twp 2	169	1	0	51
0703 Davison Twp 3	119	0	0	33
0704 Davison Twp 4	137	0	0	30
0705 Davison Twp 5	61	0	0	12
0706 Davison Twp 6	85	0	0	23
0707 Davison Twp 7	105	1	0	20
0708 Davison Twp 8	90	0	0	35
0709 Davison Twp 9	84	0	0	18
0801 Fenton 1	83	1	0	21
0802 Fenton 2	96	0	0	25
0803 Fenton 3	88	0	0	18
0804 Fenton 4	81	1	0	26
0805 Fenton 5	57	0	0	8
0901 Fenton Twp 1	82	0	0	43
0902 Fenton Twp 2	115	0	0	42
0903 Fenton Twp 3	173	0	0	42
0904 Fenton Twp 4	142	0	0	41
0905 Fenton Twp 5	153	0	0	63
0906 Fenton Twp 6	108	1	0	27
1001 Flint 1	0	0	0	0
1002 Flint 2	0	0	0	0
1003 Flint 3	0	0	0	0
1004 Flint 4	0	0	0	1
1005 Flint 5	0	0	0	0

GENESEE COUNTY, MICHIGAN
2016 AUGUST ELECTION
AUGUST 2, 2016
Republican Party

WITH 219 OF 219 PRECINCTS REPORTING

CONGRESS 5TH DISTRICT GENESEE COUNTY
VOTE FOR 1

	VOTES	PERCENT
01 = Al Hardwick	10,279	99.63
02 = WRITE-IN	38	.37

	VOTES
03 = OVER VOTES	11
04 = UNDER VOTES	1,882

(CONTINUED FROM PREVIOUS PAGE)	01	02	03	04
1006 Flint 6	1	0	0	0
1007 Flint 7	1	0	0	0
1008 Flint 8	0	0	0	0
1009 Flint 9	0	0	0	0
1010 Flint 10	2	0	0	0
1011 Flint 11	1	0	0	0
1012 Flint 12	0	0	0	0
1013 Flint 13	0	0	0	0
1014 Flint 14	3	0	0	1
1015 Flint 15	0	0	0	1
1016 Flint 16	0	0	0	0
1017 Flint 17	0	0	0	0
1018 Flint 18	0	0	0	0
1019 Flint 19	5	2	0	0
1020 Flint 20	3	0	0	0
1021 Flint 21	1	0	0	0
1022 Flint 22	17	0	0	1
1023 Flint 23	7	1	0	0
1024 Flint 24	2	0	0	0
1025 Flint 25	17	0	0	1
1026 Flint 26	5	0	0	0
1027 Flint 27	2	0	0	0
1028 Flint 28	3	0	0	0
1029 Flint 29	2	1	0	1
1030 Flint 30	0	0	0	0
1031 Flint 31	3	0	0	1
1032 Flint 32	0	0	0	0
1033 Flint 33	2	0	0	0
1034 Flint 34	1	0	0	0
1035 Flint 35	0	0	0	0
1036 Flint 36	0	0	0	0
1037 Flint 37	4	0	0	0
1038 Flint 38	1	0	0	0
1039 Flint 39	2	0	0	0
1040 Flint 40	3	0	0	0
1041 Flint 41	7	0	0	0
1042 Flint 42	5	0	0	1
1043 Flint 43	6	0	0	0
1044 Flint 44	8	0	0	0
1045 Flint 45	14	0	0	1
1046 Flint 46	18	1	0	2
1047 Flint 47	5	0	0	0
1048 Flint 48	14	0	0	0
1049 Flint 49	2	1	0	0
1050 Flint 50	0	0	0	0
1051 Flint 51	25	0	0	0
1052 Flint 52	17	0	0	1
1053 Flint 53	13	0	0	0
1054 Flint 54	1	0	0	0
1055 Flint 55	13	0	0	1
1056 Flint 56	11	0	0	2
1057 Flint 57	19	0	0	0
1058 Flint 58	7	0	0	0
1059 Flint 59	5	0	0	0

GENESEE COUNTY, MICHIGAN
2016 AUGUST ELECTION
AUGUST 2, 2016
Republican Party

WITH 219 OF 219 PRECINCTS REPORTING

CONGRESS 5TH DISTRICT GENESEE COUNTY
VOTE FOR 1

	VOTES	PERCENT
01 = Al Hardwick	10,279	99.63
02 = WRITE-IN	38	.37

	VOTES
03 = OVER VOTES	11
04 = UNOER VOTES	1,882

(CONTINUEO FROM PREVIOUS PAGE)	01	02	03	04
1060 Flint 60	8	0	0	0
1061 Flint 61	2	0	0	0
1101 Flint Twp 1	52	0	0	3
1102 Flint Twp 2	17	0	0	1
1103 Flint Twp 3	49	0	0	2
1104 Flint Twp 4	35	0	0	0
1105 Flint Twp 5	26	0	0	2
1106 Flint Twp 6	28	1	0	4
1107 Flint Twp 7	7	0	0	0
1108 Flint Twp 8	0	0	0	0
1109 Flint Twp 9	16	0	0	0
1110 Flint Twp 10	18	0	1	2
1111 Flint Twp 11	18	0	0	1
1112 Flint Twp 12	17	0	0	1
1113 Flint Twp 13	30	0	0	2
1114 Flint Twp 14	20	0	0	2
1115 Flint Twp 15	27	0	0	1
1201 Flushing 1	48	1	0	4
1202 Flushing 2	61	0	0	5
1203 Flushing 3	75	0	0	3
1204 Flushing 4	71	0	0	5
1205 Flushing 5	87	0	0	4
1301 Flushing Twp 1	67	0	0	7
1302 Flushing Twp 2	122	0	0	19
1303 Flushing Twp 3	82	0	0	13
1304 Flushing Twp 4	51	1	0	8
1305 Flushing Twp 5	64	0	0	14
1306 Flushing Twp 6	44	0	0	8
1307 Flushing Twp 7	77	0	0	28
1401 Forest Twp 1	56	1	0	1
1402 Forest Twp 2	57	1	0	6
1403 Forest Twp 3	55	0	2	2
1501 Gaines Twp 1	67	0	0	12
1502 Gaines Twp 2	42	1	0	11
1503 Gaines Twp 3	34	0	0	4
1504 Gaines Twp 4	72	1	0	6
1601 Genesee Twp 1	13	0	0	1
1602 Genesee Twp 2	4	0	0	0
1603 Genesee Twp 3	30	0	0	0
1604 Genesee Twp 4	54	0	0	0
1605 Genesee Twp 5	26	1	0	0
1606 Genesee Twp 6	35	0	0	1
1607 Genesee Twp 7	42	0	1	1
1608 Genesee Twp 8	60	1	0	1
1609 Genesee Twp 9	24	0	0	3
1701 Grand Blanc 1	94	0	0	8
1702 Grand Blanc 2	57	2	0	5
1703 Grand Blanc 3	96	0	0	18
1704 Grand Blanc 4	65	0	0	8
1B01 Grand Blanc Twp 1	119	2	0	25
1802 Grand Blanc Twp 2	34	0	0	1
1803 Grand Blanc Twp 3	67	0	0	5
1B04 Grand Blanc Twp 4	103	0	0	8
1805 Grand Blanc Twp 5	134	0	0	19

WITH 219 OF 219 PRECINCTS REPORTING

	VOTES	PERCENT		VOTES	PERCENT
CONGRESS 5TH DISTRICT GENESEE COUNTY					
VOTE FOR 1					
01 = Al Hardwick	10,279	99.63	03 = OVER VOTES	11	
02 = WRITE-IN	38	.37	04 = UNDER VOTES	1,882	

(CONTINUED FROM PREVIOUS PAGE)	01	02	03	04
1806 Grand Blanc Twp 6	194	1	0	33
1807 Grand Blanc Twp 7	48	0	0	11
1808 Grand Blanc Twp 8	226	1	0	51
1809 Grand Blanc Twp 9	93	0	0	9
1810 Grand Blanc Twp 10	274	0	2	27
1811 Grand Blanc Twp 11	26	1	0	3
1812 Grand Blanc Twp 12	30	0	1	4
1813 Grand Blanc Twp 13	57	0	0	11
1814 Grand Blanc Twp 14	101	0	0	20
1815 Grand Blanc Twp 15	143	0	0	29
1901 Linden 1	105	0	0	20
1902 Linden 2	130	0	0	33
2001 Montrose 1	43	0	0	1
2101 Montrose Twp 1	12	0	1	0
2102 Montrose Twp 2	20	1	0	1
2103 Montrose Twp 3	30	0	0	3
2104 Montrose Twp 4	34	0	0	1
2201 Mt. Morris 1	21	0	0	0
2202 Mt. Morris 2	12	0	0	0
2301 Mt. Morris Twp 1	8	0	0	1
2302 Mt. Morris Twp 2	7	0	0	0
2303 Mt. Morris Twp 3	11	0	0	2
2304 Mt. Morris Twp 4	11	0	0	2
2306 Mt. Morris Twp 6	18	0	0	4
2308 Mt. Morris Twp 8	0	0	0	0
2309 Mt. Morris Twp 9	0	0	0	0
2310 Mt. Morris Twp 10	2	0	0	0
2311 Mt. Morris Twp 11	4	0	0	0
2312 Mt. Morris Twp 12	3	0	0	0
2313 Mt. Morris Twp 13	8	0	0	0
2314 Mt. Morris Twp 14	37	0	0	2
2315 Mt. Morris Twp 15	37	0	0	1
2401 Mundy Twp 1	80	0	0	2
2402 Mundy Twp 2	59	0	0	2
2403 Mundy Twp 3	63	0	0	2
2404 Mundy Twp 4	58	0	0	2
2405 Mundy Twp 5	41	0	0	0
2406 Mundy Twp 6	58	0	0	2
2407 Mundy Twp 7	45	0	0	2
2408 Mundy Twp 8	39	0	0	9
2409 Mundy Twp 9	54	0	0	3
2501 Richfield Twp 1	28	0	0	3
2502 Richfield Twp 2	68	0	0	4
2503 Richfield Twp 3	67	1	0	2
2504 Richfield Twp 4	28	0	0	2
2601 Swartz Creek 1	52	0	0	2
2602 Swartz Creek 2	40	0	0	1
2603 Swartz Creek 3	37	0	0	1
2604 Swartz Creek 4	82	0	0	10
2701 Thetford Twp 1	29	0	0	0
2702 Thetford Twp 2	25	0	0	0
2703 Thetford Twp 3	45	0	0	2
2704 Thetford Twp 4	55	0	0	3
2801 Vienna Twp 1	68	1	0	0

WITH 219 OF 219 PRECINCTS REPORTING

	VOTES	PERCENT		VOTES	PERCENT
CONGRESS 5TH DISTRICT GENESEE COUNTY					
VOTE FOR 1					
01 = Al Hardwick	10,279	99.63	03 = OVER VOTES	11	
02 = WRITE-IN	38	.37	04 = UNDER VOTES	1,882	

(CONTINUED FROM PREVIOUS PAGE)	01	02	03	04
2802 Vienna Twp 2	49	0	0	2
2803 Vienna Twp 3	58	0	1	3
2804 Vienna Twp 4	49	0	0	1
2805 Vienna Twp 5	54	0	0	1

WITH 219 OF 219 PRECINCTS REPORTING

REPRESENTATIVE IN CONGRESS GENESEE COUNTY
VOTE FOR 1

	VOTES	PERCENT
01 = Daniel T. Kildee	33,741	99.40
02 = WRITE-IN	204	.60

	VOTES
03 = OVER VOTES	27
04 = UNDER VOTES	3,668

	01	02	03	04
0101 Argentine Twp 1	140	0	0	19
0102 Argentine Twp 2	165	0	0	25
0103 Argentine Twp 3	42	0	0	5
0201 Atlas Twp 1	112	2	1	12
0202 Atlas Twp 2	49	0	0	6
0203 Atlas Twp 3	96	0	0	8
0204 Atlas Twp 4	71	0	0	7
0301 Burton 1	221	1	0	22
0302 Burton 2	145	3	0	13
0303 Burton 3	257	3	0	30
0304 Burton 4	144	2	0	5
0305 Burton 5	153	0	0	23
0306 Burton 6	78	0	0	5
0307 Burton 7	147	1	0	15
0308 Burton 8	207	1	0	22
0309 Burton 9	103	2	0	8
0310 Burton 10	306	3	1	42
0311 Burton 11	206	4	0	40
0312 Burton 12	189	0	0	29
0401 Clayton Twp 1	303	0	0	41
0402 Clayton Twp 2	164	2	1	34
0403 Clayton Twp 3	130	0	0	18
0404 Clayton Twp 4	111	2	0	13
0501 Clio 1	202	0	1	23
0601 Davison 1	90	0	0	8
0602 Davison 2	115	1	0	11
0603 Davison 3	128	0	0	18
0604 Davison 4	109	0	0	16
0701 Davison Twp 1	141	1	0	12
0702 Davison Twp 2	206	0	0	16
0703 Davison Twp 3	113	0	0	19
0704 Davison Twp 4	217	2	0	12
0705 Davison Twp 5	110	0	0	5
0706 Davison Twp 6	138	0	0	7
0707 Davison Twp 7	96	0	0	20
0708 Davison Twp 8	73	0	0	15
0709 Davison Twp 9	147	2	0	15
0801 Fenton 1	91	0	0	4
0802 Fenton 2	126	0	1	12
0803 Fenton 3	129	0	0	10
0804 Fenton 4	95	0	0	7
0805 Fenton 5	72	0	0	6
0901 Fenton Twp 1	101	0	0	10
0902 Fenton Twp 2	129	0	0	25
0903 Fenton Twp 3	145	0	0	18
0904 Fenton Twp 4	111	0	0	22
0905 Fenton Twp 5	137	0	0	20
0906 Fenton Twp 6	96	0	0	6
1001 Flint 1	209	1	0	15
1002 Flint 2	198	2	0	8
1003 Flint 3	70	0	0	8
1004 Flint 4	198	1	0	5
1005 Flint 5	120	1	0	4
1006 Flint 6	150	0	1	8

GENESEE COUNTY, MICHIGAN
2016 AUGUST ELECTION
AUGUST 2, 2016
Democratic Party

WITH 219 OF 219 PRECINCTS REPORTING

REPRESENTATIVE IN CONGRESS GENESEE COUNTY
VOTE FOR 1

	VOTES	PERCENT
01 = Daniel T. Kildee	33,741	99.40
02 = WRITE-IN	204	.60

	VOTES
03 = OVER VOTES	27
04 = UNDER VOTES	3,668

(CONTINUED FROM PREVIOUS PAGE)	01	02	03	04
1007 Flint 7	44	0	0	2
1008 Flint 8	163	0	0	10
1009 Flint 9	92	1	0	4
1010 Flint 10	125	2	0	1
1011 Flint 11	149	0	0	3
1012 Flint 12	117	1	0	3
1013 Flint 13	9	0	0	1
1014 Flint 14	125	0	0	5
1015 Flint 15	51	1	0	2
1016 Flint 16	130	1	0	3
1017 Flint 17	74	1	1	4
1018 Flint 18	53	0	0	1
1019 Flint 19	42	0	0	1
1020 Flint 20	80	0	0	2
1021 Flint 21	35	1	0	4
1022 Flint 22	177	1	0	10
1023 Flint 23	45	1	0	4
1024 Flint 24	60	0	0	2
1025 Flint 25	123	0	0	5
1026 Flint 26	65	0	0	1
1027 Flint 27	13	0	0	2
1028 Flint 28	135	1	0	3
1029 Flint 29	170	2	0	5
1030 Flint 30	6	0	0	0
1031 Flint 31	74	0	0	1
1032 Flint 32	28	1	0	2
1033 Flint 33	18	0	0	0
1034 Flint 34	7	1	0	3
1035 Flint 35	15	0	0	1
1036 Flint 36	6	0	0	0
1037 Flint 37	79	2	0	1
1038 Flint 38	23	0	0	3
1039 Flint 39	97	2	0	5
1040 Flint 40	275	1	0	9
1041 Flint 41	97	0	0	2
1042 Flint 42	153	2	0	15
1043 Flint 43	33	1	0	3
1044 Flint 44	107	0	0	5
1045 Flint 45	267	0	0	12
1046 Flint 46	219	0	0	16
1047 Flint 47	64	1	0	3
1048 Flint 48	224	0	1	18
1049 Flint 49	363	1	0	7
1050 Flint 50	253	2	0	13
1051 Flint 51	179	1	0	16
1052 Flint 52	100	0	0	9
1053 Flint 53	96	0	0	12
1054 Flint 54	51	0	0	3
1055 Flint 55	93	0	0	4
1056 Flint 56	276	2	1	18
1057 Flint 57	173	3	0	15
1058 Flint 58	120	1	0	8
1059 Flint 59	40	0	0	5
1060 Flint 60	232	1	0	9

WITH 219 OF 219 PRECINCTS REPORTING

	VOTES	PERCENT		VOTES	PERCENT
REPRESENTATIVE IN CONGRESS GENESEE COUNTY					
VOTE FOR 1					
01 = Daniel T. Kildee	33,741	99.40	03 = OVER VOTES	27	
02 = WRITE-IN	204	.60	04 = UNDER VOTES	3,668	

(CONTINUED FROM PREVIOUS PAGE)	01	02	03	04
1061 Flint 61	12	0	0	0
1101 Flint Twp 1	488	4	1	63
1102 Flint Twp 2	234	3	0	25
1103 Flint Twp 3	278	2	0	47
1104 Flint Twp 4	387	0	1	41
1105 Flint Twp 5	316	0	0	46
1106 Flint Twp 6	262	2	0	21
1107 Flint Twp 7	260	1	0	7
1108 Flint Twp 8	14	0	0	0
1109 Flint Twp 9	126	3	1	8
1110 Flint Twp 10	146	2	0	21
1111 Flint Twp 11	146	2	0	20
1112 Flint Twp 12	139	2	1	24
1113 Flint Twp 13	158	2	0	22
1114 Flint Twp 14	204	2	0	20
1115 Flint Twp 15	199	0	0	23
1201 Flushing 1	168	2	1	22
1202 Flushing 2	185	2	0	31
1203 Flushing 3	282	0	0	29
1204 Flushing 4	255	0	0	39
1205 Flushing 5	252	5	0	21
1301 Flushing Twp 1	188	2	0	26
1302 Flushing Twp 2	246	1	2	34
1303 Flushing Twp 3	188	1	0	35
1304 Flushing Twp 4	122	0	0	21
1305 Flushing Twp 5	171	2	0	32
1306 Flushing Twp 6	138	2	0	22
1307 Flushing Twp 7	173	0	1	21
1401 Forest Twp 1	126	1	0	16
1402 Forest Twp 2	218	0	0	26
1403 Forest Twp 3	164	0	0	24
1501 Gaines Twp 1	155	2	0	26
1502 Gaines Twp 2	119	0	0	11
1503 Gaines Twp 3	70	0	0	18
1504 Gaines Twp 4	147	0	0	38
1601 Genesee Twp 1	88	5	0	10
1602 Genesee Twp 2	135	2	0	3
1603 Genesee Twp 3	172	2	0	13
1604 Genesee Twp 4	346	2	1	60
1605 Genesee Twp 5	137	0	0	18
1606 Genesee Twp 6	232	2	1	23
1607 Genesee Twp 7	207	2	0	35
1608 Genesee Twp 8	326	1	0	37
1609 Genesee Twp 9	279	2	0	20
1701 Grand Blanc 1	174	0	1	21
1702 Grand Blanc 2	124	0	0	12
1703 Grand Blanc 3	194	0	0	11
1704 Grand Blanc 4	178	2	0	22
1801 Grand Blanc Twp 1	317	2	1	26
1802 Grand Blanc Twp 2	98	1	0	7
1803 Grand Blanc Twp 3	156	0	0	19
1804 Grand Blanc Twp 4	211	0	0	24
1805 Grand Blanc Twp 5	236	1	0	22
1806 Grand Blanc Twp 6	275	1	0	30

GENESEE COUNTY, MICHIGAN
2016 AUGUST ELECTION
AUGUST 2, 2016
Democratic Party

WITH 219 OF 219 PRECINCTS REPORTING

REPRESENTATIVE IN CONGRESS GENESEE COUNTY
VOTE FOR 1

	VOTES	PERCENT		VOTES	PERCENT
01 = Daniel T. Kildee	33,741	99.40	03 = OVER VOTES	27	
02 = WRITE-IN	204	.60	04 = UNDER VOTES	3,668	

(CONTINUED FROM PREVIOUS PAGE)	01	02	03	04
1807 Grand Blanc Twp 7	244	1	0	11
1808 Grand Blanc Twp 8	206	0	0	46
1809 Grand Blanc Twp 9	210	2	0	15
1810 Grand Blanc Twp 10	237	2	0	23
1811 Grand Blanc Twp 11	91	0	0	7
1812 Grand Blanc Twp 12	129	0	0	4
1813 Grand Blanc Twp 13	166	1	0	13
1814 Grand Blanc Twp 14	221	3	0	36
1815 Grand Blanc Twp 15	135	2	0	14
1901 Linden 1	137	0	0	12
1902 Linden 2	143	0	0	16
2001 Montrose 1	83	0	0	15
2101 Montrose Twp 1	86	1	0	11
2102 Montrose Twp 2	76	0	0	8
2103 Montrose Twp 3	97	2	0	23
2104 Montrose Twp 4	107	0	0	17
2201 Mt. Morris 1	65	0	0	2
2202 Mt. Morris 2	97	0	0	10
2301 Mt. Morris Twp 1	113	0	0	17
2302 Mt. Morris Twp 2	104	0	0	6
2303 Mt. Morris Twp 3	167	2	1	18
2304 Mt. Morris Twp 4	134	0	0	11
2306 Mt. Morris Twp 6	158	0	0	20
2308 Mt. Morris Twp 8	61	2	0	3
2309 Mt. Morris Twp 9	102	1	0	3
2310 Mt. Morris Twp 10	173	4	0	8
2311 Mt. Morris Twp 11	188	1	0	9
2312 Mt. Morris Twp 12	179	0	1	8
2313 Mt. Morris Twp 13	286	3	0	11
2314 Mt. Morris Twp 14	234	1	0	33
2315 Mt. Morris Twp 15	205	1	0	37
2401 Mundy Twp 1	263	3	0	23
2402 Mundy Twp 2	182	0	0	29
2403 Mundy Twp 3	223	1	0	30
2404 Mundy Twp 4	203	1	0	35
2405 Mundy Twp 5	119	3	0	17
2406 Mundy Twp 6	157	1	0	14
2407 Mundy Twp 7	153	1	0	11
2408 Mundy Twp 8	130	0	1	9
2409 Mundy Twp 9	86	0	0	11
2501 Richfield Twp 1	147	0	0	18
2502 Richfield Twp 2	329	0	1	39
2503 Richfield Twp 3	198	1	0	51
2504 Richfield Twp 4	124	1	0	21
2601 Swartz Creek 1	178	1	1	15
2602 Swartz Creek 2	139	1	0	11
2603 Swartz Creek 3	112	0	0	11
2604 Swartz Creek 4	248	1	0	30
2701 Thetford Twp 1	190	2	0	44
2702 Thetford Twp 2	157	1	0	42
2703 Thetford Twp 3	249	4	0	62
2704 Thetford Twp 4	253	5	0	74
2801 Vienna Twp 1	289	2	1	28
2802 Vienna Twp 2	227	1	0	46

REPRESENTATIVE IN CONGRESS GENESEE COUNTY

	VOTES	PERCENT		VOTES	PERCENT
VOTE FOR 1					
01 = Daniel T. Kildee	33,741	99.40	03 = OVER VOTES	27	
02 = WRITE-IN	204	.60	04 = UNDER VOTES	3,668	

(CONTINUED FROM PREVIOUS PAGE)	01	02	03	04
2803 Vienna Twp 3	262	1	0	31
2804 Vienna Twp 4	223	1	0	43
2805 Vienna Twp 5	199	1	0	40

WITH 49 OF 49 PRECINCTS REPORTING

STATE LEGISLATURE 34TH OISTRICT
VOTE FOR 1

	VOTES	PERCENT		VOTES	PERCENT
01 = Page Brousseau	191	98.45	03 = OVER VOTES	0	
02 = WRITE-IN	3	1.55	04 = UNOER VOTES	14	

	01	02	03	04
1001 Flint 1	0	0	0	0
1002 Flint 2	0	0	0	0
1003 Flint 3	0	0	0	0
1004 Flint 4	0	0	0	1
1005 Flint 5	0	0	0	0
1006 Flint 6	1	0	0	0
1007 Flint 7	1	0	0	0
1008 Flint 8	0	0	0	0
1009 Flint 9	0	0	0	0
1010 Flint 10	2	0	0	0
1011 Flint 11	1	0	0	0
1012 Flint 12	0	0	0	0
1013 Flint 13	0	0	0	0
1014 Flint 14	4	0	0	0
1015 Flint 15	0	0	0	1
1016 Flint 16	0	0	0	0
1017 Flint 17	0	0	0	0
1018 Flint 18	0	0	0	0
1019 Flint 19	6	1	0	0
1020 Flint 20	2	0	0	1
1021 Flint 21	1	0	0	0
1022 Flint 22	15	0	0	3
1023 Flint 23	7	0	0	1
1024 Flint 24	2	0	0	0
1025 Flint 25	16	1	0	1
1026 Flint 26	5	0	0	0
1028 Flint 28	3	0	0	0
1029 Flint 29	2	0	0	2
1030 Flint 30	0	0	0	0
1031 Flint 31	3	0	0	1
1035 Flint 35	0	0	0	0
1036 Flint 36	0	0	0	0
1037 Flint 37	4	0	0	0
1039 Flint 39	2	0	0	0
1040 Flint 40	3	0	0	0
1041 Flint 41	7	0	0	0
1042 Flint 42	5	0	0	1
1044 Flint 44	7	0	0	1
1047 Flint 47	5	0	0	0
1048 Flint 48	14	0	0	0
1049 Flint 49	2	1	0	0
1050 Flint 50	0	0	0	0
1052 Flint 52	17	0	0	1
1053 Flint 53	13	0	0	0
1057 Flint 57	19	0	0	0
1058 Flint 58	7	0	0	0
1059 Flint 59	5	0	0	0
1060 Flint 60	8	0	0	0
1061 Flint 61	2	0	0	0

WITH 49 OF 49 PRECINCTS REPORTING

STATE LEGISLATURE 34TH DISTRICT
VOTE FOR 1

	VOTES	PERCENT
01 = Sheldon A. Neeley	5,493	99.30
02 = WRITE-IN	39	.70

	VOTES
03 = OVER VOTES	1
04 = UNDER VOTES	361

	01	02	03	04
1001 Flint 1	217	0	0	8
1002 Flint 2	203	1	0	4
1003 Flint 3	73	0	0	5
1004 Flint 4	194	1	0	9
1005 Flint 5	119	0	0	6
1006 Flint 6	151	2	1	5
1007 Flint 7	46	0	0	0
1008 Flint 8	166	1	0	6
1009 Flint 9	91	0	0	6
1010 Flint 10	125	0	0	3
1011 Flint 11	146	0	0	6
1012 Flint 12	118	0	0	3
1013 Flint 13	10	0	0	0
1014 Flint 14	125	0	0	5
1015 Flint 15	52	0	0	2
1016 Flint 16	129	0	0	5
1017 Flint 17	78	1	0	1
1018 Flint 18	52	0	0	2
1019 Flint 19	40	1	0	2
1020 Flint 20	80	0	0	2
1021 Flint 21	36	0	0	4
1022 Flint 22	168	1	0	19
1023 Flint 23	39	2	0	9
1024 Flint 24	58	1	0	3
1025 Flint 25	117	1	0	10
1026 Flint 26	61	0	0	5
1028 Flint 28	130	2	0	7
1029 Flint 29	170	2	0	5
1030 Flint 30	5	1	0	0
1031 Flint 31	68	1	0	6
1035 Flint 35	14	1	0	1
1036 Flint 36	5	0	0	1
1037 Flint 37	77	3	0	2
1039 Flint 39	98	1	0	5
1040 Flint 40	273	0	0	12
1041 Flint 41	95	0	0	4
1042 Flint 42	147	3	0	20
1044 Flint 44	105	1	0	6
1047 Flint 47	61	0	0	7
1048 Flint 48	200	0	0	43
1049 Flint 49	364	0	0	7
1050 Flint 50	254	4	0	10
1052 Flint 52	98	1	0	10
1053 Flint 53	86	1	0	21
1057 Flint 57	166	3	0	22
1058 Flint 58	113	1	0	15
1059 Flint 59	40	0	0	5
1060 Flint 60	220	1	0	21
1061 Flint 61	10	1	0	1

WITH 44 OF 44 PRECINCTS REPORTING

STATE LEGISLATURE 48TH DISTRICT
VOTE FOR 1

	VOTES	PERCENT		VOTES	PERCENT
01 = Joseph Reno	2,365	99.41	03 = OVER VOTES	1	
02 = WRITE-IN	14	.59	04 = UNDER VOTES	329	

	01	02	03	04
0501 Clio 1	45	0	0	0
0601 Davison 1	34	0	0	0
0602 Davison 2	25	0	0	2
0603 Davison 3	47	0	0	3
0604 Davison 4	36	0	0	3
0701 Davison Twp 1	120	1	0	44
0702 Davison Twp 2	164	0	0	57
0703 Davison Twp 3	124	0	0	28
0704 Davison Twp 4	137	0	0	30
0705 Davison Twp 5	59	1	0	13
0706 Davison Twp 6	84	0	0	24
0707 Davison Twp 7	105	1	0	20
0708 Davison Twp 8	91	0	0	34
0709 Davison Twp 9	85	0	0	17
1401 Forest Twp 1	57	0	0	1
1402 Forest Twp 2	58	1	0	5
1403 Forest Twp 3	53	0	0	6
1601 Genesee Twp 1	12	0	0	2
1602 Genesee Twp 2	4	0	0	0
1603 Genesee Twp 3	30	0	0	0
1604 Genesee Twp 4	53	0	1	0
1605 Genesee Twp 5	26	1	0	0
1606 Genesee Twp 6	35	0	0	1
1607 Genesee Twp 7	44	0	0	0
1608 Genesee Twp 8	59	1	0	2
1609 Genesee Twp 9	25	0	0	2
2001 Montrose 1	43	0	0	1
2101 Montrose Twp 1	12	1	0	0
2102 Montrose Twp 2	18	1	0	3
2103 Montrose Twp 3	29	1	0	3
2104 Montrose Twp 4	33	0	0	2
2501 Richfield Twp 1	27	0	0	4
2502 Richfield Twp 2	67	1	0	4
2503 Richfield Twp 3	67	1	0	2
2504 Richfield Twp 4	27	0	0	3
2701 Thetford Twp 1	29	0	0	0
2702 Thetford Twp 2	25	0	0	0
2703 Thetford Twp 3	47	0	0	0
2704 Thetford Twp 4	54	0	0	4
2801 Vienna Twp 1	65	2	0	2
2802 Vienna Twp 2	48	0	0	3
2803 Vienna Twp 3	59	0	0	3
2804 Vienna Twp 4	50	0	0	0
2805 Vienna Twp 5	53	1	0	1

WITH 44 OF 44 PRECINCTS REPORTING

STATE LEGISLATURE 48TH DISTRICT
VOTE FOR 1

	VOTES	PERCENT		VOTES	PERCENT
01 = Pam Faris	7,338	99.43	03 = OVER VOTES	3	
02 = WRITE-IN	42	.57	04 = UNDER VOTES	1,376	

	01	02	03	04
0501 Clio 1	194	1	1	30
0601 Davison 1	88	0	0	10
0602 Davison 2	114	1	0	12
0603 Davison 3	125	0	0	21
0604 Davison 4	105	0	0	20
0701 Davison Twp 1	130	0	0	24
0702 Davison Twp 2	192	0	0	30
0703 Davison Twp 3	103	0	0	29
0704 Davison Twp 4	202	2	0	27
0705 Davison Twp 5	108	0	0	7
0706 Davison Twp 6	135	0	0	10
0707 Davison Twp 7	93	0	0	23
0708 Davison Twp 8	73	0	0	15
0709 Davison Twp 9	143	2	0	19
1401 Forest Twp 1	121	1	0	21
1402 Forest Twp 2	211	1	0	32
1403 Forest Twp 3	161	0	0	27
1601 Genesee Twp 1	86	2	0	15
1602 Genesee Twp 2	129	0	0	11
1603 Genesee Twp 3	169	1	0	17
1604 Genesee Twp 4	328	2	1	78
1605 Genesee Twp 5	132	0	0	23
1606 Genesee Twp 6	224	3	0	31
1607 Genesee Twp 7	201	1	1	41
1608 Genesee Twp 8	311	0	0	53
1609 Genesee Twp 9	270	2	0	29
2001 Montrose 1	82	0	0	16
2101 Montrose Twp 1	83	0	0	15
2102 Montrose Twp 2	68	1	0	15
2103 Montrose Twp 3	95	0	0	27
2104 Montrose Twp 4	107	0	0	17
2501 Richfield Twp 1	145	0	0	20
2502 Richfield Twp 2	309	1	0	59
2503 Richfield Twp 3	193	1	0	56
2504 Richfield Twp 4	112	2	0	32
2701 Thetford Twp 1	185	3	0	48
2702 Thetford Twp 2	149	2	0	49
2703 Thetford Twp 3	240	5	0	70
2704 Thetford Twp 4	248	2	0	82
2801 Vienna Twp 1	280	3	0	37
2802 Vienna Twp 2	235	1	0	38
2803 Vienna Twp 3	256	0	0	38
2804 Vienna Twp 4	210	1	0	56
2805 Vienna Twp 5	193	1	0	46

STATE LEGISLATURE 49TH DISTRICT
VOTE FOR 1

	VOTES	PERCENT
01 = Jeremy A. Baker	595	50.99
02 = Patrick Duvendeck	571	48.93
03 = WRITE-IN	1	.09

	VOTES
04 = OVER VOTES	7
05 = UNDER VOTES	90

	01	02	03	04	05
1027 Flint 27	2	0	0	0	0
1032 Flint 32	0	0	0	0	0
1033 Flint 33	1	1	0	0	0
1034 Flint 34	0	1	0	0	0
1038 Flint 38	0	1	0	0	0
1043 Flint 43	2	4	0	0	0
1045 Flint 45	8	4	0	0	3
1046 Flint 46	7	11	1	0	2
1051 Flint 51	16	4	0	0	5
1054 Flint 54	0	1	0	0	0
1055 Flint 55	7	4	0	1	2
1056 Flint 56	7	2	0	0	4
1101 Flint Twp 1	28	23	0	0	4
1102 Flint Twp 2	7	11	0	0	0
1103 Flint Twp 3	28	20	0	0	3
1104 Flint Twp 4	13	22	0	0	0
1105 Flint Twp 5	10	16	0	0	2
1106 Flint Twp 6	19	10	0	0	4
1107 Flint Twp 7	4	2	0	0	1
1108 Flint Twp 8	0	0	0	0	0
1109 Flint Twp 9	6	7	0	1	2
1110 Flint Twp 10	9	8	0	1	3
1111 Flint Twp 11	10	8	0	0	1
1112 Flint Twp 12	11	5	0	0	2
1113 Flint Twp 13	15	15	0	0	2
1114 Flint Twp 14	10	9	0	1	2
1115 Flint Twp 15	13	11	0	0	4
1201 Flushing 1	10	36	0	1	6
1202 Flushing 2	26	34	0	0	6
1203 Flushing 3	35	40	0	1	2
1204 Flushing 4	42	33	0	0	1
1205 Flushing 5	15	69	0	0	7
2201 Mt. Morris 1	11	9	0	1	0
2202 Mt. Morris 2	9	3	0	0	0
2301 Mt. Morris Twp 1	7	2	0	0	0
2302 Mt. Morris Twp 2	3	4	0	0	0
2303 Mt. Morris Twp 3	6	7	0	0	0
2304 Mt. Morris Twp 4	6	6	0	0	1
2306 Mt. Morris Twp 6	12	10	0	0	0
2308 Mt. Morris Twp 8	0	0	0	0	0
2309 Mt. Morris Twp 9	0	0	0	0	0
2310 Mt. Morris Twp 10	1	1	0	0	0
2311 Mt. Morris Twp 11	3	1	0	0	0
2312 Mt. Morris Twp 12	3	0	0	0	0
2313 Mt. Morris Twp 13	5	3	0	0	0
2314 Mt. Morris Twp 14	18	18	0	0	3
2315 Mt. Morris Twp 15	22	14	0	0	2
2601 Swartz Creek 1	29	22	0	0	3
2602 Swartz Creek 2	26	14	0	0	1
2603 Swartz Creek 3	15	20	0	0	3
2604 Swartz Creek 4	58	25	0	0	9

WITH 51 OF 51 PRECINCTS REPORTING

STATE LEGISLATURE 49TH DISTRICT
VOTE FOR 1

	VOTES	PERCENT
01 = Phil Phelps	8,003	99.24
02 = WRITE-IN	61	.76

	VOTES
03 = OVER VOTES	3
04 = UNDER VOTES	1,524

	01	02	03	04
1027 Flint 27	12	0	0	3
1032 Flint 32	26	0	0	5
1033 Flint 33	16	1	0	1
1034 Flint 34	8	0	0	3
1038 Flint 38	22	0	0	4
1043 Flint 43	33	0	0	4
1045 Flint 45	249	2	0	28
1046 Flint 46	200	0	0	35
1051 Flint 51	155	0	0	41
1054 Flint 54	46	0	0	8
1055 Flint 55	91	0	0	6
1056 Flint 56	256	2	0	39
1101 Flint Twp 1	438	6	0	112
1102 Flint Twp 2	212	6	0	44
1103 Flint Twp 3	253	1	0	73
1104 Flint Twp 4	355	0	0	74
1105 Flint Twp 5	297	0	0	65
1106 Flint Twp 6	242	4	0	39
1107 Flint Twp 7	246	1	0	21
1108 Flint Twp 8	12	0	0	2
1109 Flint Twp 9	123	4	0	11
1110 Flint Twp 10	128	1	0	40
1111 Flint Twp 11	135	2	0	31
1112 Flint Twp 12	132	2	0	32
1113 Flint Twp 13	141	3	0	38
1114 Flint Twp 14	187	3	0	36
1115 Flint Twp 15	183	0	0	39
1201 Flushing 1	157	0	0	36
1202 Flushing 2	166	0	0	52
1203 Flushing 3	258	0	0	53
1204 Flushing 4	235	0	0	59
1205 Flushing 5	236	4	0	38
2201 Mt. Morris 1	59	0	0	8
2202 Mt. Morris 2	100	0	0	7
2301 Mt. Morris Twp 1	98	1	0	31
2302 Mt. Morris Twp 2	98	1	0	11
2303 Mt. Morris Twp 3	164	2	0	22
2304 Mt. Morris Twp 4	125	0	0	20
2306 Mt. Morris Twp 6	144	1	0	33
2308 Mt. Morris Twp 8	57	2	0	7
2309 Mt. Morris Twp 9	95	1	0	10
2310 Mt. Morris Twp 10	167	0	0	18
2311 Mt. Morris Twp 11	175	1	0	22
2312 Mt. Morris Twp 12	164	2	1	21
2313 Mt. Morris Twp 13	272	1	1	26
2314 Mt. Morris Twp 14	207	0	0	61
2315 Mt. Morris Twp 15	195	1	0	47
2601 Swartz Creek 1	166	1	1	27
2602 Swartz Creek 2	132	1	0	18
2603 Swartz Creek 3	108	0	0	15
2604 Swartz Creek 4	227	4	0	48

WITH 40 OF 40 PRECINCTS REPORTING

STATE LEGISLATURE 50TH DISTRICT
VOTE FOR 1

	VOTES	PERCENT
01 = Michael N. Matheny	1,975	63.73
02 = Jackie Seal	1,118	36.08
03 = WRITE-IN	6	.19

	VOTES	PERCENT
04 = OVER VOTES	13	
05 = UNDER VOTES	245	

	01	02	03	04	05
0301 Burton 1	28	22	0	0	1
0302 Burton 2	16	17	0	0	0
0303 Burton 3	44	31	0	0	3
0304 Burton 4	13	10	0	0	0
0305 Burton 5	13	11	0	0	2
0306 Burton 6	12	9	0	0	2
0307 Burton 7	14	14	0	0	0
0308 Burton 8	48	55	0	0	3
0309 Burton 9	12	13	0	0	2
0310 Burton 10	48	32	0	0	1
0311 Burton 11	21	15	0	0	2
0312 Burton 12	28	27	0	0	1
1701 Grand Blanc 1	65	26	0	4	7
1702 Grand Blanc 2	40	19	2	0	3
1703 Grand Blanc 3	90	19	1	0	4
1704 Grand Blanc 4	50	20	0	0	3
1801 Grand Blanc Twp 1	74	50	2	1	19
1802 Grand Blanc Twp 2	25	9	0	0	1
1803 Grand Blanc Twp 3	48	23	0	0	1
1804 Grand Blanc Twp 4	77	29	0	0	5
1805 Grand Blanc Twp 5	86	54	0	1	12
1806 Grand Blanc Twp 6	134	70	0	0	24
1807 Grand Blanc Twp 7	36	20	0	0	3
1808 Grand Blanc Twp 8	159	81	0	2	36
1809 Grand Blanc Twp 9	53	38	0	0	11
1810 Grand Blanc Twp 10	178	97	0	1	27
1811 Grand Blanc Twp 11	21	9	0	0	0
1812 Grand Blanc Twp 12	18	14	0	0	3
1813 Grand Blanc Twp 13	42	18	0	0	8
1814 Grand Blanc Twp 14	66	48	0	0	7
1815 Grand Blanc Twp 15	88	65	0	0	19
2401 Mundy Twp 1	50	27	0	0	5
2402 Mundy Twp 2	35	16	0	1	9
2403 Mundy Twp 3	51	11	0	0	3
2404 Mundy Twp 4	44	11	1	1	3
2405 Mundy Twp 5	27	14	0	0	0
2406 Mundy Twp 6	34	21	0	1	4
2407 Mundy Twp 7	28	18	0	0	1
2408 Mundy Twp 8	28	14	0	1	5
2409 Mundy Twp 9	31	21	0	0	5

WITH 40 OF 40 PRECINCTS REPORTING

STATE LEGISLATURE 50TH DISTRICT
VOTE FOR 1

	VOTES	PERCENT
01 = Raymond R. Freiberger	2,181	32.31
02 = Tim Sneller	4,537	67.20
03 = WRITE-IN	33	.49

	VOTES
04 = OVER VOTES	16
05 = UNDER VOTES	1,355

	01	02	03	04	05
0301 Burton 1	67	143	2	1	31
0302 Burton 2	36	109	1	0	15
0303 Burton 3	99	154	2	0	35
0304 Burton 4	41	94	3	0	13
0305 Burton 5	47	100	0	2	27
0306 Burton 6	30	43	0	0	10
0307 Burton 7	55	93	1	0	14
0308 Burton 8	49	142	1	0	38
0309 Burton 9	42	60	0	0	11
0310 Burton 10	96	205	0	0	51
0311 Burton 11	49	157	0	0	44
0312 Burton 12	40	145	3	0	30
1701 Grand Blanc 1	59	87	0	2	48
1702 Grand Blanc 2	30	76	0	2	28
1703 Grand Blanc 3	65	100	0	1	39
1704 Grand Blanc 4	46	117	0	1	38
1801 Grand Blanc Twp 1	109	197	3	0	37
1802 Grand Blanc Twp 2	19	68	1	0	18
1803 Grand Blanc Twp 3	58	82	1	0	34
1804 Grand Blanc Twp 4	60	131	1	0	43
1805 Grand Blanc Twp 5	90	135	0	0	34
1806 Grand Blanc Twp 6	74	173	2	1	56
1807 Grand Blanc Twp 7	72	148	1	1	34
1808 Grand Blanc Twp 8	52	124	0	1	75
1809 Grand Blanc Twp 9	71	119	0	1	36
1810 Grand Blanc Twp 10	55	141	1	0	65
1811 Grand Blanc Twp 11	30	63	0	0	5
1812 Grand Blanc Twp 12	33	75	0	0	25
1813 Grand Blanc Twp 13	59	90	0	0	31
1814 Grand Blanc Twp 14	57	143	3	1	56
1815 Grand Blanc Twp 15	49	72	0	0	30
2401 Mundy Twp 1	73	165	1	0	50
2402 Mundy Twp 2	60	113	0	0	38
2403 Mundy Twp 3	56	137	0	0	61
2404 Mundy Twp 4	62	129	1	1	46
2405 Mundy Twp 5	31	85	4	0	19
2406 Mundy Twp 6	46	95	0	1	30
2407 Mundy Twp 7	48	94	1	0	22
2408 Mundy Twp 8	40	84	0	0	16
2409 Mundy Twp 9	26	49	0	0	22

WITH 35 OF 35 PRECINCTS REPORTING

STATE LEGISLATURE 51ST DISTRICT
VOTE FOR 1

	VOTES	PERCENT
01 = Joseph Graves	3,086	74.22
02 = Katherine Houston	573	13.78
03 = John Lauve	489	11.76

	VOTES	PERCENT
04 = WRITE-IN	10	.24
05 = OVER VOTES	11	
06 = UNDER VOTES	503	

	01	02	03	04	05	06
0101 Argentine Twp 1	143	15	10	0	2	10
0102 Argentine Twp 2	114	12	10	0	1	5
0103 Argentine Twp 3	27	2	4	0	0	1
0201 Atlas Twp 1	200	44	26	1	0	71
0202 Atlas Twp 2	125	34	23	0	0	71
0203 Atlas Twp 3	252	59	65	4	1	82
0204 Atlas Twp 4	113	37	27	0	0	85
0401 Clayton Twp 1	67	22	13	0	0	4
0402 Clayton Twp 2	66	17	13	0	2	6
0403 Clayton Twp 3	36	11	9	0	0	4
0404 Clayton Twp 4	29	5	6	0	1	5
0801 Fenton 1	71	12	16	0	1	5
0802 Fenton 2	89	13	17	0	1	1
0803 Fenton 3	78	11	11	0	0	6
0804 Fenton 4	76	12	11	1	0	8
0805 Fenton 5	49	6	7	0	0	3
0901 Fenton Twp 1	94	3	17	0	0	11
0902 Fenton Twp 2	117	17	17	0	1	5
0903 Fenton Twp 3	162	30	14	0	0	9
0904 Fenton Twp 4	133	23	18	0	0	9
0905 Fenton Twp 5	153	18	22	0	0	23
0906 Fenton Twp 6	97	21	12	0	0	6
1301 Flushing Twp 1	51	8	9	1	0	5
1302 Flushing Twp 2	97	23	14	0	1	6
1303 Flushing Twp 3	76	8	5	0	0	6
1304 Flushing Twp 4	40	13	5	1	0	1
1305 Flushing Twp 5	60	8	3	1	0	6
1306 Flushing Twp 6	33	10	5	1	0	3
1307 Flushing Twp 7	65	12	9	0	0	19
1501 Gaines Twp 1	54	11	6	0	0	8
1502 Gaines Twp 2	32	5	12	0	0	5
1503 Gaines Twp 3	25	5	5	0	0	3
1504 Gaines Twp 4	51	10	15	0	0	3
1901 Linden 1	89	18	15	0	0	3
1902 Linden 2	122	18	18	0	0	5

GENESEE COUNTY, MICHIGAN
2016 AUGUST ELECTION
AUGUST 2, 2016
Democratic Party

WITH 35 OF 35 PRECINCTS REPORTING

STATE LEGISLATURE 51ST DISTRICT
VOTE FOR 1

	VOTES	PERCENT		VOTES	PERCENT
01 = Ryan Bladzik	4,082	99.46	03 = OVER VOTES	0	
02 = WRITE-IN	22	.54	04 = UNDER VOTES	1,170	

	01	02	03	04
0101 Argentine Twp 1	118	0	0	41
0102 Argentine Twp 2	158	0	0	32
0103 Argentine Twp 3	35	0	0	12
0201 Atlas Twp 1	99	1	0	27
0202 Atlas Twp 2	44	0	0	11
0203 Atlas Twp 3	88	0	0	16
0204 Atlas Twp 4	64	1	0	13
0401 Clayton Twp 1	251	1	0	92
0402 Clayton Twp 2	150	1	0	50
0403 Clayton Twp 3	112	1	0	35
0404 Clayton Twp 4	97	1	0	28
0801 Fenton 1	85	0	0	10
0802 Fenton 2	115	0	0	24
0803 Fenton 3	118	0	0	21
0804 Fenton 4	84	1	0	17
0805 Fenton 5	68	0	0	10
0901 Fenton Twp 1	88	1	0	22
0902 Fenton Twp 2	110	0	0	44
0903 Fenton Twp 3	124	1	0	38
0904 Fenton Twp 4	97	0	0	36
0905 Fenton Twp 5	125	0	0	32
0906 Fenton Twp 6	77	0	0	25
1301 Flushing Twp 1	164	2	0	50
1302 Flushing Twp 2	224	2	0	57
1303 Flushing Twp 3	167	0	0	57
1304 Flushing Twp 4	106	0	0	37
1305 Flushing Twp 5	154	3	0	48
1306 Flushing Twp 6	125	2	0	35
1307 Flushing Twp 7	147	0	0	48
1501 Gaines Twp 1	133	2	0	48
1502 Gaines Twp 2	110	0	0	20
1503 Gaines Twp 3	61	0	0	27
1504 Gaines Twp 4	125	1	0	59
1901 Linden 1	126	1	0	22
1902 Linden 2	133	0	0	26

GENESEE COUNTY, MICHIGAN
2016 AUGUST ELECTION
AUGUST 2, 2016
Republican Party

WITH 219 OF 219 PRECINCTS REPORTING

PROSECUTING ATTORNEY GENESEE COUNTY
VOTE FOR 1

	VOTES	PERCENT		VOTES	PERCENT
01 = WRITE-IN	985	100.00			
02 = OVER VOTES	0		03 = UNDER VOTES	11,223	

	01	02	03
0101 Argentine Twp 1	6	0	174
0102 Argentine Twp 2	14	0	128
0103 Argentine Twp 3	3	0	31
0201 Atlas Twp 1	15	0	327
0202 Atlas Twp 2	7	0	246
0203 Atlas Twp 3	21	0	442
0204 Atlas Twp 4	10	0	252
0301 Burton 1	6	0	45
0302 Burton 2	3	0	30
0303 Burton 3	2	0	76
0304 Burton 4	2	0	21
0305 Burton 5	4	0	22
0306 Burton 6	6	0	17
0307 Burton 7	2	0	26
0308 Burton 8	9	0	97
0309 Burton 9	2	0	25
0310 Burton 10	7	0	74
0311 Burton 11	2	0	36
0312 Burton 12	8	0	48
0401 Clayton Twp 1	6	0	100
0402 Clayton Twp 2	8	0	96
0403 Clayton Twp 3	5	0	55
0404 Clayton Twp 4	1	0	45
0501 Clio 1	9	0	36
0601 Davison 1	5	0	29
0602 Davison 2	4	0	23
0603 Davison 3	1	0	49
0604 Davison 4	3	0	36
0701 Davison Twp 1	6	0	159
0702 Davison Twp 2	25	0	196
0703 Davison Twp 3	7	0	145
0704 Davison Twp 4	16	0	151
0705 Davison Twp 5	6	0	67
0706 Davison Twp 6	11	0	97
0707 Davison Twp 7	13	0	113
0708 Davison Twp 8	8	0	117
0709 Davison Twp 9	7	0	95
0801 Fenton 1	5	0	100
0802 Fenton 2	10	0	111
0803 Fenton 3	11	0	95
0804 Fenton 4	5	0	103
0805 Fenton 5	10	0	55
0901 Fenton Twp 1	6	0	119
0902 Fenton Twp 2	9	0	148
0903 Fenton Twp 3	13	0	202
0904 Fenton Twp 4	6	0	177
0905 Fenton Twp 5	15	0	201
0906 Fenton Twp 6	10	0	126
1001 Flint 1	0	0	0
1002 Flint 2	0	0	0
1003 Flint 3	0	0	0
1004 Flint 4	0	0	1
1005 Flint 5	0	0	0
1006 Flint 6	0	0	1

PROSECUTING ATTORNEY GENESEE COUNTY
VOTE FOR 1

	VOTES	PERCENT
01 = WRITE-IN	985	100.00
02 = OVER VOTES	0	
03 = UNDER VOTES	11,223	

(CONTINUED FROM PREVIOUS PAGE)	01	02	03
1007 Flint 7	0	0	1
1008 Flint 8	0	0	0
1009 Flint 9	0	0	0
1010 Flint 10	1	0	1
1011 Flint 11	0	0	1
1012 Flint 12	0	0	0
1013 Flint 13	0	0	0
1014 Flint 14	1	0	3
1015 Flint 15	0	0	1
1016 Flint 16	0	0	0
1017 Flint 17	0	0	0
1018 Flint 18	0	0	0
1019 Flint 19	3	0	4
1020 Flint 20	0	0	3
1021 Flint 21	0	0	1
1022 Flint 22	1	0	17
1023 Flint 23	4	0	4
1024 Flint 24	1	0	1
1025 Flint 25	4	0	14
1026 Flint 26	1	0	4
1027 Flint 27	0	0	2
1028 Flint 28	1	0	2
1029 Flint 29	1	0	3
1030 Flint 30	0	0	0
1D31 Flint 31	1	0	3
1032 Flint 32	0	0	0
1D33 Flint 33	0	0	2
1034 Flint 34	0	0	1
1035 Flint 35	0	0	0
1036 Flint 36	0	0	0
1037 Flint 37	1	0	3
1038 Flint 38	0	0	1
1039 Flint 39	1	0	1
1040 Flint 40	1	0	2
1041 Flint 41	2	0	5
1042 Flint 42	1	0	5
1043 Flint 43	0	0	6
1044 Flint 44	3	0	5
1045 Flint 45	1	0	14
1046 Flint 46	2	0	19
1047 Flint 47	2	0	3
1048 Flint 48	2	0	12
1049 Flint 49	2	0	1
1050 Flint 50	0	0	0
1051 Flint 51	1	0	24
1052 Flint 52	5	0	13
1053 Flint 53	3	0	10
1054 Flint 54	0	0	1
1055 Flint 55	3	0	11
1056 Flint 56	2	0	11
1057 Flint 57	5	0	14
1058 Flint 58	2	0	5
1059 Flint 59	2	0	3
1060 Flint 60	3	0	5

WITH 219 OF 219 PRECINCTS REPORTING

PROSECUTING ATTORNEY GENESEE COUNTY
VOTE FOR 1

	VOTES	PERCENT
01 = WRITE-IN	985	100.00
02 = OVER VOTES	0	

03 = UNDER VOTES 11,223

(CONTINUED FROM PREVIOUS PAGE)	01	02	03
1061 Flint 61	0	0	2
1101 Flint Twp 1	6	0	49
1102 Flint Twp 2	4	0	14
1103 Flint Twp 3	10	0	41
1104 Flint Twp 4	3	0	32
1105 Flint Twp 5	3	0	25
1106 Flint Twp 6	5	0	28
1107 Flint Twp 7	0	0	7
1108 Flint Twp 8	0	0	0
1109 Flint Twp 9	2	0	14
1110 Flint Twp 10	5	0	16
1111 Flint Twp 11	4	0	15
1112 Flint Twp 12	2	0	16
1113 Flint Twp 13	1	0	31
1114 Flint Twp 14	3	0	19
1115 Flint Twp 15	5	0	23
1201 Flushing 1	4	0	49
1202 Flushing 2	4	0	62
1203 Flushing 3	5	0	73
1204 Flushing 4	6	0	70
1205 Flushing 5	4	0	87
1301 Flushing Twp 1	7	0	67
1302 Flushing Twp 2	7	0	134
1303 Flushing Twp 3	7	0	88
1304 Flushing Twp 4	5	0	55
1305 Flushing Twp 5	4	0	74
1306 Flushing Twp 6	3	0	49
1307 Flushing Twp 7	7	0	98
1401 Forest Twp 1	5	0	53
1402 Forest Twp 2	8	0	56
1403 Forest Twp 3	8	0	51
1501 Gaines Twp 1	9	0	70
1502 Gaines Twp 2	4	0	50
1503 Gaines Twp 3	2	0	36
1504 Gaines Twp 4	9	0	70
1601 Genesee Twp 1	3	0	11
1602 Genesee Twp 2	0	0	4
1603 Genesee Twp 3	4	0	26
1604 Genesee Twp 4	4	0	50
1605 Genesee Twp 5	7	0	20
1606 Genesee Twp 6	6	0	30
1607 Genesee Twp 7	6	0	38
1608 Genesee Twp 8	8	0	54
1609 Genesee Twp 9	3	0	24
1701 Grand Blanc 1	9	0	93
1702 Grand Blanc 2	4	0	60
1703 Grand Blanc 3	6	0	108
1704 Grand Blanc 4	5	0	68
1801 Grand Blanc Twp 1	10	0	136
1802 Grand Blanc Twp 2	1	0	34
1803 Grand Blanc Twp 3	4	0	68
1804 Grand Blanc Twp 4	2	0	109
1805 Grand Blanc Twp 5	9	0	144
1806 Grand Blanc Twp 6	13	0	214

GENESEE COUNTY, MICHIGAN
2016 AUGUST ELECTION
AUGUST 2, 2016
Republican Party

WITH 219 OF 219 PRECINCTS REPORTING

	VOTES	PERCENT		VOTES	PERCENT
PROSECUTING ATTORNEY GENESEE COUNTY					
VOTE FOR 1					
01 = WRITE-IN	985	100.00			
02 = OVER VOTES	0		03 = UNDER VOTES	11,223	

(CONTINUED FROM PREVIOUS PAGE)	01	02	03
1807 Grand Blanc Twp 7	2	0	57
1808 Grand Blanc Twp 8	12	0	266
1809 Grand Blanc Twp 9	9	0	93
1810 Grand Blanc Twp 10	19	0	284
1811 Grand Blanc Twp 11	4	0	25
1812 Grand Blanc Twp 12	4	0	31
1813 Grand Blanc Twp 13	5	0	63
1814 Grand Blanc Twp 14	12	0	109
1815 Grand Blanc Twp 15	10	0	162
1901 Linden 1	15	0	110
1902 Linden 2	5	0	158
2001 Montrose 1	3	0	41
2101 Montrose Twp 1	2	0	11
2102 Montrose Twp 2	4	0	18
2103 Montrose Twp 3	6	0	27
2104 Montrose Twp 4	6	0	29
2201 Mt. Morris 1	4	0	17
2202 Mt. Morris 2	2	0	10
2301 Mt. Morris Twp 1	1	0	8
2302 Mt. Morris Twp 2	0	0	7
2303 Mt. Morris Twp 3	0	0	13
2304 Mt. Morris Twp 4	2	0	11
2306 Mt. Morris Twp 6	2	0	20
2308 Mt. Morris Twp 8	0	0	0
2309 Mt. Morris Twp 9	0	0	0
2310 Mt. Morris Twp 10	0	0	2
2311 Mt. Morris Twp 11	2	0	2
2312 Mt. Morris Twp 12	1	0	2
2313 Mt. Morris Twp 13	0	0	8
2314 Mt. Morris Twp 14	4	0	35
2315 Mt. Morris Twp 15	9	0	29
2401 Mundy Twp 1	5	0	77
2402 Mundy Twp 2	3	0	58
2403 Mundy Twp 3	3	0	62
2404 Mundy Twp 4	4	0	56
2405 Mundy Twp 5	3	0	38
2406 Mundy Twp 6	9	0	51
2407 Mundy Twp 7	9	0	38
2408 Mundy Twp 8	3	0	45
2409 Mundy Twp 9	2	0	55
2501 Richfield Twp 1	3	0	28
2502 Richfield Twp 2	9	0	63
2503 Richfield Twp 3	14	0	56
2504 Richfield Twp 4	6	0	24
2601 Swartz Creek 1	7	0	47
2602 Swartz Creek 2	3	0	38
2603 Swartz Creek 3	5	0	33
2604 Swartz Creek 4	8	0	84
2701 Thetford Twp 1	4	0	25
2702 Thetford Twp 2	2	0	23
2703 Thetford Twp 3	6	0	41
2704 Thetford Twp 4	4	0	54
2801 Vienna Twp 1	8	0	61
2802 Vienna Twp 2	7	0	44

GENESEE COUNTY, MICHIGAN
2016 AUGUST ELECTION
AUGUST 2, 2016
Republican Party

WITH 219 OF 219 PRECINCTS REPORTING

	VOTES	PERCENT		VOTES	PERCENT
PROSECUTING ATTORNEY GENESEE COUNTY					
VOTE FOR 1					
01 = WRITE-IN	985	100.00			
02 = OVER VOTES	0		03 = UNDER VOTES	11,223	

(CONTINUED FROM PREVIOUS PAGE)	01	02	03
2803 Vienna Twp 3	8	0	54
2804 Vienna Twp 4	3	0	47
2805 Vienna Twp 5	4	0	51

WITH 219 OF 219 PRECINCTS REPORTING

SHERIFF GENESEE COUNTY
VOTE FOR 1

	VOTES	PERCENT		VOTES	PERCENT
01 = Matthew T. Krol	9,252	99.23	03 = OVER VOTES	10	
02 = WRITE-IN	72	.77	04 = UNDER VOTES	2,876	

	01	02	03	04
0101 Argentine Twp 1	128	1	0	51
0102 Argentine Twp 2	103	1	0	38
0103 Argentine Twp 3	24	0	0	10
0201 Atlas Twp 1	220	2	0	120
0202 Atlas Twp 2	141	0	0	112
0203 Atlas Twp 3	282	1	0	180
0204 Atlas Twp 4	140	0	0	122
0301 Burton 1	44	1	0	6
0302 Burton 2	31	0	0	2
0303 Burton 3	72	1	0	5
0304 Burton 4	23	0	0	0
0305 Burton 5	22	1	1	2
0306 Burton 6	21	0	0	2
0307 Burton 7	24	1	0	3
0308 Burton 8	92	2	0	12
0309 Burton 9	26	0	0	1
0310 Burton 10	62	3	0	16
0311 Burton 11	37	0	0	1
0312 Burton 12	51	0	0	5
0401 Clayton Twp 1	86	1	0	19
0402 Clayton Twp 2	78	1	0	25
0403 Clayton Twp 3	48	0	0	12
0404 Clayton Twp 4	36	0	0	10
0501 Clio 1	44	0	0	1
0601 Davison 1	28	0	0	6
0602 Davison 2	24	0	0	3
0603 Davison 3	42	0	0	8
0604 Davison 4	36	0	0	3
0701 Davison Twp 1	109	1	0	55
0702 Davison Twp 2	152	1	1	67
0703 Davison Twp 3	107	0	0	45
0704 Davison Twp 4	125	0	1	41
0705 Davison Twp 5	58	1	0	14
0706 Davison Twp 6	76	0	0	32
0707 Davison Twp 7	90	2	0	34
0708 Davison Twp 8	75	0	0	50
0709 Davison Twp 9	74	0	0	28
0801 Fenton 1	75	1	0	29
0802 Fenton 2	83	0	0	38
0803 Fenton 3	80	0	0	26
0804 Fenton 4	77	0	0	31
0805 Fenton 5	53	0	0	12
0901 Fenton Twp 1	78	0	1	46
0902 Fenton Twp 2	100	1	0	56
0903 Fenton Twp 3	156	1	0	58
0904 Fenton Twp 4	130	0	0	53
0905 Fenton Twp 5	138	0	0	78
0906 Fenton Twp 6	93	3	0	40
1001 Flint 1	0	0	0	0
1002 Flint 2	0	0	0	0
1003 Flint 3	0	0	0	0
1004 Flint 4	1	0	0	0
1005 Flint 5	0	0	0	0
1006 Flint 6	1	0	0	0

	VOTES	PERCENT		VOTES	PERCENT
SHERIFF GENESEE COUNTY					
VOTE FOR 1					
01 = Matthew T. Krol	9,252	99.23	03 = OVER VOTES	10	
02 = WRITE-IN	72	.77	04 = UNDER VOTES	2,876	

(CONTINUED FROM PREVIOUS PAGE)	01	02	03	04
1007 Flint 7	1	0	0	0
1008 Flint 8	0	0	0	0
1009 Flint 9	0	0	0	0
1010 Flint 10	2	0	0	0
1011 Flint 11	1	0	0	0
1012 Flint 12	0	0	0	0
1013 Flint 13	0	0	0	0
1014 Flint 14	3	0	0	1
1015 Flint 15	0	0	0	1
1016 Flint 16	0	0	0	0
1017 Flint 17	0	0	0	0
1018 Flint 18	0	0	0	0
1019 Flint 19	6	1	0	0
1020 Flint 20	2	0	0	1
1021 Flint 21	1	0	0	0
1022 Flint 22	16	0	0	2
1023 Flint 23	6	0	0	2
1024 Flint 24	2	0	0	0
1025 Flint 25	17	1	0	0
1026 Flint 26	3	0	0	2
1027 Flint 27	2	0	0	0
1028 Flint 28	2	0	0	1
1029 Flint 29	3	1	0	0
1030 Flint 30	0	0	0	0
1031 Flint 31	3	0	0	1
1032 Flint 32	0	0	0	0
1033 Flint 33	2	0	0	0
1034 Flint 34	1	0	0	0
1035 Flint 35	0	0	0	0
1036 Flint 36	0	0	0	0
1037 Flint 37	3	0	0	1
1038 Flint 38	1	0	0	0
1039 Flint 39	2	0	0	0
1040 Flint 40	3	0	0	0
1041 Flint 41	7	0	0	0
1042 Flint 42	4	0	0	2
1043 Flint 43	6	0	0	0
1044 Flint 44	8	0	0	0
1045 Flint 45	12	0	0	3
1046 Flint 46	14	2	0	5
1047 Flint 47	4	0	0	1
1048 Flint 48	13	0	0	1
1049 Flint 49	2	1	0	0
1050 Flint 50	0	0	0	0
1051 Flint 51	20	0	0	5
1052 Flint 52	18	0	0	0
1053 Flint 53	10	1	0	2
1054 Flint 54	1	0	0	0
1055 Flint 55	11	1	0	2
1056 Flint 56	10	0	0	3
1057 Flint 57	16	0	0	3
1058 Flint 58	6	0	0	1
1059 Flint 59	5	0	0	0
1060 Flint 60	6	0	0	2

WITH 219 OF 219 PRECINCTS REPORTING

	VOTES	PERCENT
SHERIFF GENESEE COUNTY		
VOTE FOR 1		
01 = Matthew T. Krol	9,252	99.23
02 = WRITE-IN	72	.77

	VOTES
03 = OVER VOTES	10
04 = UNDER VOTES	2,876

(CONTINUED FROM PREVIOUS PAGE)	01	02	03	04
1061 Flint 61	2	0	0	0
1101 Flint Twp 1	52	0	0	3
1102 Flint Twp 2	16	0	0	2
1103 Flint Twp 3	39	1	1	10
1104 Flint Twp 4	32	1	0	2
1105 Flint Twp 5	20	0	0	8
1106 Flint Twp 6	26	1	0	6
1107 Flint Twp 7	6	0	0	1
1108 Flint Twp 8	0	0	0	0
1109 Flint Twp 9	12	0	0	4
1110 Flint Twp 10	19	0	0	2
1111 Flint Twp 11	18	1	0	0
1112 Flint Twp 12	15	0	0	3
1113 Flint Twp 13	28	0	0	4
1114 Flint Twp 14	17	1	0	4
1115 Flint Twp 15	22	0	0	6
1201 Flushing 1	43	0	0	10
1202 Flushing 2	45	0	0	21
1203 Flushing 3	61	0	0	17
1204 Flushing 4	62	0	0	14
1205 Flushing 5	74	1	0	16
1301 Flushing Twp 1	57	1	0	16
1302 Flushing Twp 2	102	0	0	39
1303 Flushing Twp 3	64	0	1	30
1304 Flushing Twp 4	47	1	0	12
1305 Flushing Twp 5	51	0	0	27
1306 Flushing Twp 6	39	0	0	13
1307 Flushing Twp 7	70	1	0	34
1401 Forest Twp 1	52	0	0	6
1402 Forest Twp 2	54	1	0	9
1403 Forest Twp 3	54	0	0	5
1501 Gaines Twp 1	56	2	0	21
1502 Gaines Twp 2	36	3	0	15
1503 Gaines Twp 3	24	0	0	14
1504 Gaines Twp 4	65	0	0	14
1601 Genesee Twp 1	12	0	0	2
1602 Genesee Twp 2	4	0	0	0
1603 Genesee Twp 3	27	1	0	2
1604 Genesee Twp 4	52	0	0	2
1605 Genesee Twp 5	24	1	0	2
1606 Genesee Twp 6	30	2	0	4
1607 Genesee Twp 7	38	0	0	6
1608 Genesee Twp 8	60	0	0	2
1609 Genesee Twp 9	22	0	0	5
1701 Grand Blanc 1	83	0	0	19
1702 Grand Blanc 2	53	1	0	10
1703 Grand Blanc 3	88	0	0	26
1704 Grand Blanc 4	52	0	0	21
1801 Grand Blanc Twp 1	104	1	0	41
1802 Grand Blanc Twp 2	33	0	0	2
1803 Grand Blanc Twp 3	57	0	0	15
1804 Grand Blanc Twp 4	85	0	0	26
1805 Grand Blanc Twp 5	119	0	0	34
1806 Grand Blanc Twp 6	162	1	0	65

	VOTES	PERCENT		VOTES	PERCENT
SHERIFF GENESEE COUNTY					
VOTE FOR 1					
01 = Matthew T. Krol	9,252	99.23	03 = OVER VOTES	10	
02 = WRITE-IN	72	.77	04 = UNDER VOTES	2,876	

(CONTINUED FROM PREVIOUS PAGE)	01	02	03	04
1807 Grand Blanc Twp 7	41	0	0	18
1808 Grand Blanc Twp 8	201	0	0	77
1809 Grand Blanc Twp 9	82	0	0	20
1810 Grand Blanc Twp 10	241	1	0	61
1811 Grand Blanc Twp 11	26	1	0	3
1812 Grand Blanc Twp 12	28	0	0	7
1813 Grand Blanc Twp 13	51	0	0	17
1814 Grand Blanc Twp 14	92	1	0	28
1815 Grand Blanc Twp 15	130	0	1	41
1901 Linden 1	104	0	0	21
1902 Linden 2	118	0	0	45
2001 Montrose 1	42	0	0	2
2101 Montrose Twp 1	11	1	0	1
2102 Montrose Twp 2	17	0	0	5
2103 Montrose Twp 3	29	0	0	4
2104 Montrose Twp 4	33	0	0	2
2201 Mt. Morris 1	17	1	0	3
2202 Mt. Morris 2	11	1	0	0
2301 Mt. Morris Twp 1	8	0	0	1
2302 Mt. Morris Twp 2	7	0	0	0
2303 Mt. Morris Twp 3	8	0	1	4
2304 Mt. Morris Twp 4	7	0	0	6
2306 Mt. Morris Twp 6	16	0	0	6
2308 Mt. Morris Twp 8	0	0	0	0
2309 Mt. Morris Twp 9	0	0	0	0
2310 Mt. Morris Twp 10	2	0	0	0
2311 Mt. Morris Twp 11	3	1	0	0
2312 Mt. Morris Twp 12	3	0	0	0
2313 Mt. Morris Twp 13	7	0	0	1
2314 Mt. Morris Twp 14	35	0	0	4
2315 Mt. Morris Twp 15	34	0	0	4
2401 Mundy Twp 1	74	0	0	8
2402 Mundy Twp 2	51	1	0	9
2403 Mundy Twp 3	53	2	0	10
2404 Mundy Twp 4	53	0	0	7
2405 Mundy Twp 5	37	2	0	2
2406 Mundy Twp 6	55	0	1	4
2407 Mundy Twp 7	43	0	0	4
2408 Mundy Twp 8	37	0	0	11
2409 Mundy Twp 9	46	0	0	11
2501 Richfield Twp 1	28	0	0	3
2502 Richfield Twp 2	68	0	0	4
2503 Richfield Twp 3	67	0	0	3
2504 Richfield Twp 4	26	0	0	4
2601 Swartz Creek 1	51	1	0	2
2602 Swartz Creek 2	35	0	0	6
2603 Swartz Creek 3	33	0	0	5
2604 Swartz Creek 4	74	0	0	18
2701 Thetford Twp 1	25	0	0	4
2702 Thetford Twp 2	23	0	0	2
2703 Thetford Twp 3	42	0	0	5
2704 Thetford Twp 4	51	0	0	7
2801 Vienna Twp 1	58	1	0	10
2802 Vienna Twp 2	38	0	0	13

	VOTES	PERCENT		VOTES	PERCENT
SHERIFF GENESEE COUNTY					
VOTE FOR 1					
01 = Matthew T. Krol	9,252	99.23	03 = OVER VOTES	10	
02 = WRITE-IN	72	.77	04 = UNDER VOTES	2,876	

(CONTINUED FROM PREVIOUS PAGE)	01	02	03	04
2803 Vienna Twp 3	53	0	1	8
2804 Vienna Twp 4	44	0	0	6
2805 Vienna Twp 5	47	1	0	7

CLERK/REGISTER OF DEEDS GENESEE COUNTY

	VOTES	PERCENT		VOTES	PERCENT
VOTE FOR 1					
01 = WRITE-IN	919	100.00			
02 = OVER VOTES	0		03 = UNDER VOTES	11,289	

	01	02	03
0101 Argentine Twp 1	6	0	174
0102 Argentine Twp 2	11	0	131
0103 Argentine Twp 3	4	0	30
0201 Atlas Twp 1	12	0	330
0202 Atlas Twp 2	7	0	246
0203 Atlas Twp 3	18	0	445
0204 Atlas Twp 4	12	0	250
0301 Burton 1	7	0	44
0302 Burton 2	1	0	32
0303 Burton 3	4	0	74
0304 Burton 4	3	0	20
0305 Burton 5	6	0	20
0306 Burton 6	7	0	16
0307 Burton 7	3	0	25
0308 Burton 8	10	0	96
0309 Burton 9	2	0	25
0310 Burton 10	9	0	72
0311 Burton 11	3	0	35
0312 Burton 12	6	0	50
0401 Clayton Twp 1	5	0	101
0402 Clayton Twp 2	8	0	96
0403 Clayton Twp 3	5	0	55
0404 Clayton Twp 4	2	0	44
0501 Clio 1	5	0	40
0601 Davison 1	7	0	27
0602 Davison 2	3	0	24
0603 Davison 3	0	0	50
0604 Davison 4	3	0	36
0701 Davison Twp 1	9	0	156
0702 Davison Twp 2	23	0	198
0703 Davison Twp 3	8	0	144
0704 Davison Twp 4	16	0	151
0705 Davison Twp 5	6	0	67
0706 Davison Twp 6	10	0	98
0707 Davison Twp 7	10	0	116
0708 Davison Twp 8	10	0	115
0709 Davison Twp 9	3	0	99
0801 Fenton 1	3	0	102
0802 Fenton 2	10	0	111
0803 Fenton 3	11	0	95
0804 Fenton 4	5	0	103
0805 Fenton 5	7	0	58
0901 Fenton Twp 1	3	0	122
0902 Fenton Twp 2	10	0	147
0903 Fenton Twp 3	16	0	199
0904 Fenton Twp 4	5	0	178
0905 Fenton Twp 5	15	0	201
0906 Fenton Twp 6	6	0	130
1001 Flint 1	0	0	0
1002 Flint 2	0	0	0
1003 Flint 3	0	0	0
1004 Flint 4	0	0	1
1005 Flint 5	0	0	0
1006 Flint 6	0	0	1

WITH 219 OF 219 PRECINCTS REPORTING

	VOTES	PERCENT		VOTES	PERCENT
CLERK/REGISTER OF DEEDS GENESEE COUNTY					
VOTE FOR 1					
01 = WRITE-IN	919	100.00			
02 = OVER VOTES	0		03 = UNDER VOTES	11,289	

(CONTINUED FROM PREVIOUS PAGE)	01	02	03
1007 Flint 7	0	0	1
1008 Flint 8	0	0	0
1009 Flint 9	0	0	0
1010 Flint 10	2	0	0
1011 Flint 11	0	0	1
1012 Flint 12	0	0	0
1013 Flint 13	0	0	0
1014 Flint 14	2	0	2
1015 Flint 15	0	0	1
1016 Flint 16	0	0	0
1017 Flint 17	0	0	0
1018 Flint 18	0	0	0
1019 Flint 19	1	0	6
1020 Flint 20	0	0	3
1021 Flint 21	0	0	1
1022 Flint 22	1	0	17
1023 Flint 23	3	0	5
1024 Flint 24	1	0	1
1025 Flint 25	4	0	14
1026 Flint 26	1	0	4
1027 Flint 27	1	0	1
1028 Flint 28	1	0	2
1029 Flint 29	1	0	3
1030 Flint 30	0	0	0
1031 Flint 31	1	0	3
1032 Flint 32	0	0	0
1033 Flint 33	0	0	2
1034 Flint 34	0	0	1
1035 Flint 35	0	0	0
1036 Flint 36	0	0	0
1037 Flint 37	1	0	3
1038 Flint 38	0	0	1
1039 Flint 39	1	0	1
1040 Flint 40	2	0	1
1041 Flint 41	1	0	6
1042 Flint 42	0	0	6
1043 Flint 43	0	0	6
1044 Flint 44	3	0	5
1045 Flint 45	1	0	14
1046 Flint 46	1	0	20
1047 Flint 47	2	0	3
1048 Flint 48	2	0	12
1049 Flint 49	2	0	1
1050 Flint 50	0	0	0
1051 Flint 51	1	0	24
1052 Flint 52	5	0	13
1053 Flint 53	2	0	11
1054 Flint 54	0	0	1
1055 Flint 55	0	0	14
1056 Flint 56	2	0	11
1057 Flint 57	4	0	15
1058 Flint 58	2	0	5
1059 Flint 59	2	0	3
1060 Flint 60	4	0	4

GENESEE COUNTY, MICHIGAN
2016 AUGUST ELECTION
AUGUST 2, 2016
Republican Party

WITH 219 OF 219 PRECINCTS REPORTING

	VOTES	PERCENT		VOTES	PERCENT
CLERK/REGISTER OF DEEDS GENESEE COUNTY					
VOTE FOR 1					
01 = WRITE-IN	919	100.00			
02 = OVER VOTES	0		03 = UNDER VOTES	11,289	

(CONTINUED FROM PREVIOUS PAGE)	01	02	03
1061 Flint 61	0	0	2
1101 Flint Twp 1	7	0	48
1102 Flint Twp 2	2	0	16
1103 Flint Twp 3	11	0	40
1104 Flint Twp 4	4	0	31
1105 Flint Twp 5	2	0	26
1106 Flint Twp 6	6	0	27
1107 Flint Twp 7	2	0	5
1108 Flint Twp 8	0	0	0
1109 Flint Twp 9	2	0	14
1110 Flint Twp 10	3	0	18
1111 Flint Twp 11	2	0	17
1112 Flint Twp 12	1	0	17
1113 Flint Twp 13	1	0	31
1114 Flint Twp 14	3	0	19
1115 Flint Twp 15	2	0	26
1201 Flushing 1	4	0	49
1202 Flushing 2	5	0	61
1203 Flushing 3	5	0	73
1204 Flushing 4	5	0	71
1205 Flushing 5	3	0	88
1301 Flushing Twp 1	7	0	67
1302 Flushing Twp 2	9	0	132
1303 Flushing Twp 3	6	0	89
1304 Flushing Twp 4	5	0	55
1305 Flushing Twp 5	3	0	75
1306 Flushing Twp 6	1	0	51
1307 Flushing Twp 7	4	0	101
1401 Forest Twp 1	7	0	51
1402 Forest Twp 2	5	0	59
1403 Forest Twp 3	7	0	52
1501 Gaines Twp 1	9	0	70
1502 Gaines Twp 2	5	0	49
1503 Gaines Twp 3	1	0	37
1504 Gaines Twp 4	5	0	74
1601 Genesee Twp 1	2	0	12
1602 Genesee Twp 2	0	0	4
1603 Genesee Twp 3	8	0	22
1604 Genesee Twp 4	2	0	52
1605 Genesee Twp 5	8	0	19
1606 Genesee Twp 6	7	0	29
1607 Genesee Twp 7	5	0	39
1608 Genesee Twp 8	8	0	54
1609 Genesee Twp 9	0	0	27
1701 Grand Blanc 1	8	0	94
1702 Grand Blanc 2	2	0	62
1703 Grand Blanc 3	7	0	107
1704 Grand Blanc 4	5	0	68
1801 Grand Blanc Twp 1	10	0	136
1802 Grand Blanc Twp 2	2	0	33
1803 Grand Blanc Twp 3	6	0	66
1804 Grand Blanc Twp 4	5	0	106
1805 Grand Blanc Twp 5	6	0	147
1806 Grand Blanc Twp 6	15	0	212

WITH 219 OF 219 PRECINCTS REPORTING

	VOTES	PERCENT		VOTES	PERCENT
CLERK/REGISTER OF DEEDS GENESEE COUNTY					
VOTE FOR 1					
01 = WRITE-IN	919	100.00			
02 = OVER VOTES	0		03 = UNDER VOTES	11,289	

(CONTINUED FROM PREVIOUS PAGE)	01	02	03
1807 Grand Blanc Twp 7	1	0	58
1808 Grand Blanc Twp 8	17	0	261
1809 Grand Blanc Twp 9	7	0	95
1810 Grand Blanc Twp 10	14	0	289
1811 Grand Blanc Twp 11	5	0	24
1812 Grand Blanc Twp 12	3	0	32
1813 Grand Blanc Twp 13	6	0	62
1814 Grand Blanc Twp 14	9	0	112
1815 Grand Blanc Twp 15	4	0	168
1901 Linden 1	15	0	110
1902 Linden 2	6	0	157
2001 Montrose 1	5	0	39
2101 Montrose Twp 1	1	0	12
2102 Montrose Twp 2	4	0	18
2103 Montrose Twp 3	4	0	29
2104 Montrose Twp 4	2	0	33
2201 Mt. Morris 1	3	0	18
2202 Mt. Morris 2	2	0	10
2301 Mt. Morris Twp 1	1	0	8
2302 Mt. Morris Twp 2	1	0	6
2303 Mt. Morris Twp 3	0	0	13
2304 Mt. Morris Twp 4	2	0	11
2306 Mt. Morris Twp 6	3	0	19
2308 Mt. Morris Twp 8	0	0	0
2309 Mt. Morris Twp 9	0	0	0
2310 Mt. Morris Twp 10	0	0	2
2311 Mt. Morris Twp 11	3	0	1
2312 Mt. Morris Twp 12	1	0	2
2313 Mt. Morris Twp 13	0	0	8
2314 Mt. Morris Twp 14	4	0	35
2315 Mt. Morris Twp 15	7	0	31
2401 Mundy Twp 1	5	0	77
2402 Mundy Twp 2	3	0	58
2403 Mundy Twp 3	5	0	60
2404 Mundy Twp 4	4	0	56
2405 Mundy Twp 5	4	0	37
2406 Mundy Twp 6	10	0	50
2407 Mundy Twp 7	8	0	39
2408 Mundy Twp 8	3	0	45
2409 Mundy Twp 9	1	0	56
2501 Richfield Twp 1	0	0	31
2502 Richfield Twp 2	7	0	65
2503 Richfield Twp 3	14	0	56
2504 Richfield Twp 4	5	0	25
2601 Swartz Creek 1	7	0	47
2602 Swartz Creek 2	2	0	39
2603 Swartz Creek 3	1	0	37
2604 Swartz Creek 4	6	0	86
2701 Thetford Twp 1	5	0	24
2702 Thetford Twp 2	2	0	23
2703 Thetford Twp 3	2	0	45
2704 Thetford Twp 4	6	0	52
2801 Vienna Twp 1	6	0	63
2802 Vienna Twp 2	6	0	45

WITH 219 OF 219 PRECINCTS REPORTING

	VOTES	PERCENT		VOTES	PERCENT
CLERK/REGISTER OF DEEDS GENESEE COUNTY					
VOTE FOR 1					
01 = WRITE-IN	919	100.00			
02 = OVER VOTES	0		03 = UNDER VOTES	11,289	

(CONTINUED FROM PREVIOUS PAGE)	01	02	03
2803 Vienna Twp 3	9	0	53
2804 Vienna Twp 4	2	0	48
2805 Vienna Twp 5	4	0	51

TREASURER GENESEE COUNTY
VOTE FOR 1

	VOTES	PERCENT		VOTES	PERCENT
01 = WRITE-IN	866	100.00			
02 = OVER VOTES	0		03 = UNDER VOTES	11,342	

	01	02	03
0101 Argentine Twp 1	7	0	173
0102 Argentine Twp 2	13	0	129
0103 Argentine Twp 3	4	0	30
0201 Atlas Twp 1	12	0	330
0202 Atlas Twp 2	5	0	248
0203 Atlas Twp 3	16	0	447
0204 Atlas Twp 4	9	0	253
0301 Burton 1	6	0	45
0302 Burton 2	3	0	30
0303 Burton 3	5	0	73
0304 Burton 4	2	0	21
0305 Burton 5	5	0	21
0306 Burton 6	6	0	17
0307 Burton 7	2	0	26
0308 Burton 8	7	0	99
0309 Burton 9	2	0	25
0310 Burton 10	9	0	72
0311 Burton 11	2	0	36
0312 Burton 12	8	0	48
0401 Clayton Twp 1	5	0	101
0402 Clayton Twp 2	9	0	95
0403 Clayton Twp 3	5	0	55
0404 Clayton Twp 4	2	0	44
0501 Clio 1	7	0	38
0601 Davison 1	5	0	29
0602 Davison 2	2	0	25
0603 Davison 3	1	0	49
0604 Davison 4	2	0	37
0701 Davison Twp 1	8	0	157
0702 Davison Twp 2	20	0	201
0703 Davison Twp 3	5	0	147
0704 Davison Twp 4	14	0	153
0705 Davison Twp 5	5	0	68
0706 Davison Twp 6	10	0	98
0707 Davison Twp 7	9	0	117
0708 Davison Twp 8	9	0	116
0709 Davison Twp 9	3	0	99
0801 Fenton 1	5	0	100
0802 Fenton 2	9	0	112
0803 Fenton 3	10	0	96
0804 Fenton 4	6	0	102
0805 Fenton 5	9	0	56
0901 Fenton Twp 1	3	0	122
0902 Fenton Twp 2	11	0	146
0903 Fenton Twp 3	15	0	200
0904 Fenton Twp 4	5	0	178
0905 Fenton Twp 5	14	0	202
0906 Fenton Twp 6	6	0	130
1001 Flint 1	0	0	0
1002 Flint 2	0	0	0
1003 Flint 3	0	0	0
1004 Flint 4	0	0	1
1005 Flint 5	0	0	0
1006 Flint 6	0	0	1

WITH 219 OF 219 PRECINCTS REPORTING

	VOTES	PERCENT		VOTES	PERCENT
TREASURER GENESEE COUNTY					
VOTE FOR 1					
01 = WRITE-IN	866	100.00			
02 = OVER VOTES	0		03 = UNDER VOTES	11,342	

(CONTINUED FROM PREVIOUS PAGE)	01	02	03
1007 Flint 7	0	0	1
1008 Flint 8	0	0	0
1009 Flint 9	0	0	0
1010 Flint 10	2	0	0
1011 Flint 11	0	0	1
1012 Flint 12	0	0	0
1013 Flint 13	0	0	0
1014 Flint 14	1	0	3
1015 Flint 15	0	0	1
1016 Flint 16	0	0	0
1017 Flint 17	0	0	0
1018 Flint 18	0	0	0
1019 Flint 19	2	0	5
1020 Flint 20	0	0	3
1021 Flint 21	0	0	1
1022 Flint 22	1	0	17
1023 Flint 23	3	0	5
1024 Flint 24	1	0	1
1025 Flint 25	3	0	15
1026 Flint 26	1	0	4
1027 Flint 27	0	0	2
1028 Flint 28	1	0	2
1029 Flint 29	1	0	3
1030 Flint 30	0	0	0
1031 Flint 31	1	0	3
1032 Flint 32	0	0	0
1033 Flint 33	0	0	2
1034 Flint 34	0	0	1
1035 Flint 35	0	0	0
1036 Flint 36	0	0	0
1037 Flint 37	1	0	3
1038 Flint 38	1	0	0
1039 Flint 39	1	0	1
1040 Flint 40	2	0	1
1041 Flint 41	1	0	6
1042 Flint 42	0	0	6
1043 Flint 43	0	0	6
1044 Flint 44	3	0	5
1045 Flint 45	1	0	14
1046 Flint 46	2	0	19
1047 Flint 47	2	0	3
1048 Flint 48	2	0	12
1049 Flint 49	2	0	1
1050 Flint 50	0	0	0
1051 Flint 51	1	0	24
1052 Flint 52	4	0	14
1053 Flint 53	2	0	11
1054 Flint 54	0	0	1
1055 Flint 55	0	0	14
1056 Flint 56	2	0	11
1057 Flint 57	4	0	15
1058 Flint 58	2	0	5
1059 Flint 59	2	0	3
1060 Flint 60	4	0	4

	VOTES	PERCENT		VOTES	PERCENT
TREASURER GENESEE COUNTY					
VOTE FOR 1					
01 = WRITE-IN	866	100.00			
02 = OVER VOTES	0		03 = UNDER VOTES	11,342	

(CONTINUED FROM PREVIOUS PAGE)	01	02	03
1061 Flint 61	0	0	2
1101 Flint Twp 1	5	0	50
1102 Flint Twp 2	3	0	15
1103 Flint Twp 3	10	0	41
1104 Flint Twp 4	3	0	32
1105 Flint Twp 5	2	0	26
1106 Flint Twp 6	4	0	29
1107 Flint Twp 7	2	0	5
1108 Flint Twp 8	0	0	0
1109 Flint Twp 9	2	0	14
1110 Flint Twp 10	4	0	17
1111 Flint Twp 11	4	0	15
1112 Flint Twp 12	1	0	17
1113 Flint Twp 13	1	0	31
1114 Flint Twp 14	3	0	19
1115 Flint Twp 15	2	0	26
1201 Flushing 1	4	0	49
1202 Flushing 2	4	0	62
1203 Flushing 3	4	0	74
1204 Flushing 4	6	0	70
1205 Flushing 5	3	0	88
1301 Flushing Twp 1	7	0	67
1302 Flushing Twp 2	8	0	133
1303 Flushing Twp 3	4	0	91
1304 Flushing Twp 4	3	0	57
1305 Flushing Twp 5	3	0	75
1306 Flushing Twp 6	3	0	49
1307 Flushing Twp 7	6	0	99
1401 Forest Twp 1	6	0	52
1402 Forest Twp 2	6	0	58
1403 Forest Twp 3	5	0	54
1501 Gaines Twp 1	10	0	69
1502 Gaines Twp 2	4	0	50
1503 Gaines Twp 3	1	0	37
1504 Gaines Twp 4	4	0	75
1601 Genesee Twp 1	2	0	12
1602 Genesee Twp 2	0	0	4
1603 Genesee Twp 3	7	0	23
1604 Genesee Twp 4	2	0	52
1605 Genesee Twp 5	8	0	19
1606 Genesee Twp 6	6	0	30
1607 Genesee Twp 7	4	0	40
1608 Genesee Twp 8	8	0	54
1609 Genesee Twp 9	0	0	27
1701 Grand Blanc 1	9	0	93
1702 Grand Blanc 2	3	0	61
1703 Grand Blanc 3	6	0	108
1704 Grand Blanc 4	6	0	67
1801 Grand Blanc Twp 1	9	0	137
1802 Grand Blanc Twp 2	1	0	34
1803 Grand Blanc Twp 3	5	0	67
1804 Grand Blanc Twp 4	4	0	107
1805 Grand Blanc Twp 5	6	0	147
1806 Grand Blanc Twp 6	13	0	214

GENESEE COUNTY, MICHIGAN
2016 AUGUST ELECTION
AUGUST 2, 2016
Republican Party

WITH 219 OF 219 PRECINCTS REPORTING

TREASURER GENESEE COUNTY
VOTE FOR 1

	VOTES	PERCENT		VOTES	PERCENT
01 = WRITE-IN	866	100.00			
02 = OVER VOTES	0		03 = UNDER VOTES	11,342	

(CONTINUED FROM PREVIOUS PAGE)	01	02	03
1807 Grand Blanc Twp 7	1	0	58
1808 Grand Blanc Twp 8	15	0	263
1809 Grand Blanc Twp 9	6	0	96
1810 Grand Blanc Twp 10	15	0	288
1811 Grand Blanc Twp 11	5	0	24
1812 Grand Blanc Twp 12	3	0	32
1813 Grand Blanc Twp 13	6	0	62
1814 Grand Blanc Twp 14	10	0	111
1815 Grand Blanc Twp 15	4	0	168
1901 Linden 1	10	0	115
1902 Linden 2	6	0	157
2001 Montrose 1	5	0	39
2101 Montrose Twp 1	2	0	11
2102 Montrose Twp 2	2	0	20
2103 Montrose Twp 3	3	0	30
2104 Montrose Twp 4	2	0	33
2201 Mt. Morris 1	3	0	18
2202 Mt. Morris 2	2	0	10
2301 Mt. Morris Twp 1	1	0	8
2302 Mt. Morris Twp 2	0	0	7
2303 Mt. Morris Twp 3	0	0	13
2304 Mt. Morris Twp 4	1	0	12
2306 Mt. Morris Twp 6	3	0	19
2308 Mt. Morris Twp 8	0	0	0
2309 Mt. Morris Twp 9	0	0	0
2310 Mt. Morris Twp 10	0	0	2
2311 Mt. Morris Twp 11	3	0	1
2312 Mt. Morris Twp 12	1	0	2
2313 Mt. Morris Twp 13	0	0	8
2314 Mt. Morris Twp 14	3	0	36
2315 Mt. Morris Twp 15	7	0	31
2401 Mundy Twp 1	6	0	76
2402 Mundy Twp 2	2	0	59
2403 Mundy Twp 3	3	0	62
2404 Mundy Twp 4	4	0	56
2405 Mundy Twp 5	5	0	36
2406 Mundy Twp 6	5	0	55
2407 Mundy Twp 7	8	0	39
2408 Mundy Twp 8	2	0	46
2409 Mundy Twp 9	1	0	56
2501 Richfield Twp 1	1	0	30
2502 Richfield Twp 2	7	0	65
2503 Richfield Twp 3	12	0	58
2504 Richfield Twp 4	6	0	24
2601 Swartz Creek 1	6	0	48
2602 Swartz Creek 2	2	0	39
2603 Swartz Creek 3	1	0	37
2604 Swartz Creek 4	7	0	85
2701 Thetford Twp 1	3	0	26
2702 Thetford Twp 2	2	0	23
2703 Thetford Twp 3	1	0	46
2704 Thetford Twp 4	5	0	53
2801 Vienna Twp 1	6	0	63
2802 Vienna Twp 2	6	0	45

GENESEE COUNTY, MICHIGAN
2016 AUGUST ELECTION
AUGUST 2, 2016
Republican Party

WITH 219 OF 219 PRECINCTS REPORTING

	VOTES	PERCENT		VOTES	PERCENT
TREASURER GENESEE COUNTY					
VOTE FOR 1					
01 = WRITE-IN	866	100.00			
02 = OVER VOTES	0		03 = UNDER VOTES	11,342	

(CONTINUED FROM PREVIOUS PAGE)	01	02	03
2803 Vienna Twp 3	11	0	51
2804 Vienna Twp 4	2	0	48
2805 Vienna Twp 5	4	0	51

DRAIN COMMISSIONER GENESEE COUNTY
VOTE FOR 1

	VOTES	PERCENT		VOTES	PERCENT
01 = WRITE-IN	858	100.00			
02 = OVER VOTES	0		03 = UNDER VOTES	11,350	

	01	02	03
0101 Argentine Twp 1	4	0	176
0102 Argentine Twp 2	10	0	132
0103 Argentine Twp 3	4	0	30
0201 Atlas Twp 1	12	0	330
0202 Atlas Twp 2	7	0	246
0203 Atlas Twp 3	16	0	447
0204 Atlas Twp 4	9	0	253
0301 Burton 1	6	0	45
0302 Burton 2	2	0	31
0303 Burton 3	4	0	74
0304 Burton 4	3	0	20
0305 Burton 5	6	0	20
0306 Burton 6	6	0	17
0307 Burton 7	1	0	27
0308 Burton 8	8	0	98
0309 Burton 9	2	0	25
0310 Burton 10	11	0	70
0311 Burton 11	2	0	36
0312 Burton 12	7	0	49
0401 Clayton Twp 1	5	0	101
0402 Clayton Twp 2	9	0	95
0403 Clayton Twp 3	6	0	54
0404 Clayton Twp 4	2	0	44
0501 Clio 1	5	0	40
0601 Davison 1	4	0	30
0602 Davison 2	2	0	25
0603 Davison 3	0	0	50
0604 Davison 4	2	0	37
0701 Davison Twp 1	11	0	154
0702 Davison Twp 2	19	0	202
0703 Davison Twp 3	4	0	148
0704 Davison Twp 4	14	0	153
0705 Davison Twp 5	5	0	68
0706 Davison Twp 6	10	0	98
0707 Davison Twp 7	8	0	118
0708 Davison Twp 8	7	0	118
0709 Davison Twp 9	4	0	98
0801 Fenton 1	4	0	101
0802 Fenton 2	9	0	112
0803 Fenton 3	10	0	96
0804 Fenton 4	6	0	102
0805 Fenton 5	8	0	57
0901 Fenton Twp 1	4	0	121
0902 Fenton Twp 2	11	0	146
0903 Fenton Twp 3	16	0	199
0904 Fenton Twp 4	5	0	178
0905 Fenton Twp 5	15	0	201
0906 Fenton Twp 6	6	0	130
1001 Flint 1	0	0	0
1002 Flint 2	0	0	0
1003 Flint 3	0	0	0
1004 Flint 4	0	0	1
1005 Flint 5	0	0	0
1006 Flint 6	0	0	1

GENESEE COUNTY, MICHIGAN
2016 AUGUST ELECTION
AUGUST 2, 2016
Republican Party

WITH 219 OF 219 PRECINCTS REPORTING

DRAIN COMMISSIONER GENESEE COUNTY
VOTE FOR 1

	VOTES	PERCENT		VOTES	PERCENT
01 = WRITE-IN	858	100.00			
02 = OVER VOTES	0		03 = UNDER VOTES	11,350	

(CONTINUED FROM PREVIOUS PAGE)	01	02	03
1007 Flint 7	0	0	1
1008 Flint 8	0	0	0
1009 Flint 9	0	0	0
1010 Flint 10	2	0	0
1011 Flint 11	0	0	1
1012 Flint 12	0	0	0
1013 Flint 13	0	0	0
1014 Flint 14	1	0	3
1015 Flint 15	0	0	1
1016 Flint 16	0	0	0
1017 Flint 17	0	0	0
1018 Flint 18	0	0	0
1019 Flint 19	2	0	5
1020 Flint 20	0	0	3
1021 Flint 21	0	0	1
1022 Flint 22	1	0	17
1023 Flint 23	3	0	5
1024 Flint 24	1	0	1
1025 Flint 25	2	0	16
1026 Flint 26	1	0	4
1027 Flint 27	1	0	1
1028 Flint 28	1	0	2
1029 Flint 29	1	0	3
1030 Flint 30	0	0	0
1031 Flint 31	1	0	3
1032 Flint 32	0	0	0
1033 Flint 33	0	0	2
1034 Flint 34	0	0	1
1035 Flint 35	0	0	0
1036 Flint 36	0	0	0
1037 Flint 37	1	0	3
1038 Flint 38	1	0	0
1039 Flint 39	1	0	1
1040 Flint 40	2	0	1
1041 Flint 41	1	0	6
1042 Flint 42	0	0	6
1043 Flint 43	0	0	6
1044 Flint 44	3	0	5
1045 Flint 45	1	0	14
1046 Flint 46	2	0	19
1047 Flint 47	2	0	3
1048 Flint 48	3	0	11
1049 Flint 49	2	0	1
1050 Flint 50	0	0	0
1051 Flint 51	1	0	24
1052 Flint 52	5	0	13
1053 Flint 53	2	0	11
1054 Flint 54	0	0	1
1055 Flint 55	1	0	13
1056 Flint 56	2	0	11
1057 Flint 57	4	0	15
1058 Flint 58	2	0	5
1059 Flint 59	2	0	3
1060 Flint 60	4	0	4

DRAIN COMMISSIONER GENESEE COUNTY
VOTE FOR 1

	VOTES	PERCENT
01 = WRITE-IN	858	100.00
02 = OVER VOTES	0	
03 = UNDER VOTES	11,350	

(CONTINUED FROM PREVIOUS PAGE)	01	02	03
1061 Flint 61	0	0	2
1101 Flint Twp 1	4	0	51
1102 Flint Twp 2	2	0	16
1103 Flint Twp 3	11	0	40
1104 Flint Twp 4	4	0	31
1105 Flint Twp 5	2	0	26
1106 Flint Twp 6	5	0	28
1107 Flint Twp 7	2	0	5
1108 Flint Twp 8	0	0	0
1109 Flint Twp 9	2	0	14
1110 Flint Twp 10	4	0	17
1111 Flint Twp 11	3	0	16
1112 Flint Twp 12	1	0	17
1113 Flint Twp 13	1	0	31
1114 Flint Twp 14	4	0	18
1115 Flint Twp 15	2	0	26
1201 Flushing 1	5	0	48
1202 Flushing 2	4	0	62
1203 Flushing 3	4	0	74
1204 Flushing 4	5	0	71
1205 Flushing 5	3	0	88
1301 Flushing Twp 1	6	0	68
1302 Flushing Twp 2	8	0	133
1303 Flushing Twp 3	5	0	90
1304 Flushing Twp 4	4	0	56
1305 Flushing Twp 5	3	0	75
1306 Flushing Twp 6	2	0	50
1307 Flushing Twp 7	4	0	101
1401 Forest Twp 1	6	0	52
1402 Forest Twp 2	5	0	59
1403 Forest Twp 3	6	0	53
1501 Gaines Twp 1	10	0	69
1502 Gaines Twp 2	3	0	51
1503 Gaines Twp 3	1	0	37
1504 Gaines Twp 4	3	0	76
1601 Genesee Twp 1	2	0	12
1602 Genesee Twp 2	0	0	4
1603 Genesee Twp 3	7	0	23
1604 Genesee Twp 4	3	0	51
1605 Genesee Twp 5	6	0	21
1606 Genesee Twp 6	6	0	30
1607 Genesee Twp 7	5	0	39
1608 Genesee Twp 8	8	0	54
1609 Genesee Twp 9	0	0	27
1701 Grand Blanc 1	9	0	93
1702 Grand Blanc 2	5	0	59
1703 Grand Blanc 3	7	0	107
1704 Grand Blanc 4	6	0	67
1801 Grand Blanc Twp 1	9	0	137
1802 Grand Blanc Twp 2	1	0	34
1803 Grand Blanc Twp 3	5	0	67
1804 Grand Blanc Twp 4	4	0	107
1805 Grand Blanc Twp 5	3	0	150
1806 Grand Blanc Twp 6	12	0	215

GENESEE COUNTY, MICHIGAN
2016 AUGUST ELECTION
AUGUST 2, 2016
Republican Party

WITH 219 OF 219 PRECINCTS REPORTING

DRAIN COMMISSIONER GENESEE COUNTY

	VOTES	PERCENT		VOTES	PERCENT
VOTE FOR 1					
01 = WRITE-IN	858	100.00			
02 = OVER VOTES	0		03 = UNDER VOTES	11,350	

(CONTINUED FROM PREVIOUS PAGE)	01	02	03
1807 Grand Blanc Twp 7	1	0	58
1808 Grand Blanc Twp 8	15	0	263
1809 Grand Blanc Twp 9	6	0	96
1810 Grand Blanc Twp 10	13	0	290
1811 Grand Blanc Twp 11	5	0	24
1812 Grand Blanc Twp 12	3	0	32
1813 Grand Blanc Twp 13	5	0	63
1814 Grand Blanc Twp 14	8	0	113
1815 Grand Blanc Twp 15	3	0	169
1901 Linden 1	12	0	113
1902 Linden 2	5	0	158
2001 Montrose 1	5	0	39
2101 Montrose Twp 1	2	0	11
2102 Montrose Twp 2	2	0	20
2103 Montrose Twp 3	3	0	30
2104 Montrose Twp 4	2	0	33
2201 Mt. Morris 1	3	0	18
2202 Mt. Morris 2	2	0	10
2301 Mt. Morris Twp 1	1	0	8
2302 Mt. Morris Twp 2	0	0	7
2303 Mt. Morris Twp 3	0	0	13
2304 Mt. Morris Twp 4	2	0	11
2306 Mt. Morris Twp 6	3	0	19
2308 Mt. Morris Twp 8	0	0	0
2309 Mt. Morris Twp 9	0	0	0
2310 Mt. Morris Twp 10	0	0	2
2311 Mt. Morris Twp 11	2	0	2
2312 Mt. Morris Twp 12	1	0	2
2313 Mt. Morris Twp 13	0	0	8
2314 Mt. Morris Twp 14	5	0	34
2315 Mt. Morris Twp 15	7	0	31
2401 Mundy Twp 1	6	0	76
2402 Mundy Twp 2	2	0	59
2403 Mundy Twp 3	3	0	62
2404 Mundy Twp 4	4	0	56
2405 Mundy Twp 5	5	0	36
2406 Mundy Twp 6	8	0	52
2407 Mundy Twp 7	9	0	38
2408 Mundy Twp 8	4	0	44
2409 Mundy Twp 9	2	0	55
2501 Richfield Twp 1	1	0	30
2502 Richfield Twp 2	7	0	65
2503 Richfield Twp 3	12	0	58
2504 Richfield Twp 4	5	0	25
2601 Swartz Creek 1	5	0	49
2602 Swartz Creek 2	2	0	39
2603 Swartz Creek 3	1	0	37
2604 Swartz Creek 4	7	0	85
2701 Thetford Twp 1	2	0	27
2702 Thetford Twp 2	2	0	23
2703 Thetford Twp 3	2	0	45
2704 Thetford Twp 4	4	0	54
2801 Vienna Twp 1	5	0	64
2802 Vienna Twp 2	6	0	45

WITH 219 OF 219 PRECINCTS REPORTING

	VOTES	PERCENT		VOTES	PERCENT
DRAIN COMMISSIONER GENESEE COUNTY					
VOTE FOR 1					
01 = WRITE-IN	858	100.00			
02 = OVER VOTES	0		03 = UNOER VOTES	11,350	

(CONTINUED FROM PREVIOUS PAGE)	01	02	03
2803 Vienna Twp 3	9	0	53
2804 Vienna Twp 4	2	0	48
2805 Vienna Twp 5	5	0	50

WITH 219 OF 219 PRECINCTS REPORTING

SURVEYOR GENESEE COUNTY
VOTE FOR 1

	VOTES	PERCENT		VOTES	PERCENT
01 = WRITE-IN	810	100.00			
02 = OVER VOTES	0		03 = UNDER VOTES	11,398	

	01	02	03
0101 Argentine Twp 1	4	0	176
0102 Argentine Twp 2	12	0	130
0103 Argentine Twp 3	4	0	30
0201 Atlas Twp 1	12	0	330
0202 Atlas Twp 2	5	0	248
0203 Atlas Twp 3	15	0	448
0204 Atlas Twp 4	9	0	253
0301 Burton 1	4	0	47
0302 Burton 2	2	0	31
0303 Burton 3	4	0	74
0304 Burton 4	3	0	20
0305 Burton 5	6	0	20
0306 Burton 6	6	0	17
0307 Burton 7	2	0	26
0308 Burton 8	7	0	99
0309 Burton 9	2	0	25
0310 Burton 10	7	0	74
0311 Burton 11	2	0	36
0312 Burton 12	7	0	49
0401 Clayton Twp 1	6	0	100
0402 Clayton Twp 2	8	0	96
0403 Clayton Twp 3	5	0	55
0404 Clayton Twp 4	2	0	44
0501 Clio 1	7	0	38
0601 Davison 1	5	0	29
0602 Davison 2	2	0	25
0603 Davison 3	1	0	49
0604 Davison 4	3	0	36
0701 Davison Twp 1	7	0	158
0702 Davison Twp 2	20	0	201
0703 Davison Twp 3	4	0	148
0704 Davison Twp 4	12	0	155
0705 Davison Twp 5	5	0	68
0706 Davison Twp 6	9	0	99
0707 Davison Twp 7	8	0	118
0708 Davison Twp 8	7	0	118
0709 Davison Twp 9	4	0	98
0801 Fenton 1	4	0	101
0802 Fenton 2	9	0	112
0803 Fenton 3	8	0	98
0804 Fenton 4	7	0	101
0805 Fenton 5	6	0	59
0901 Fenton Twp 1	5	0	120
0902 Fenton Twp 2	9	0	148
0903 Fenton Twp 3	14	0	201
0904 Fenton Twp 4	6	0	177
0905 Fenton Twp 5	11	0	205
0906 Fenton Twp 6	6	0	130
1001 Flint 1	0	0	0
1002 Flint 2	0	0	0
1003 Flint 3	0	0	0
1004 Flint 4	0	0	1
1005 Flint 5	0	0	0
1006 Flint 6	0	0	1

GENESEE COUNTY, MICHIGAN
2016 AUGUST ELECTION
AUGUST 2, 2016
Republican Party

WITH 219 OF 219 PRECINCTS REPORTING

SURVEYOR GENESEE COUNTY
VOTE FOR 1

	VOTES	PERCENT		VOTES	PERCENT
01 = WRITE-IN	810	100.00			
02 = OVER VOTES	0		03 = UNDER VOTES	11,398	

(CONTINUED FROM PREVIOUS PAGE)	01	02	03
1007 Flint 7	0	0	1
1008 Flint 8	0	0	0
1009 Flint 9	0	0	0
1010 Flint 10	2	0	0
1011 Flint 11	0	0	1
1012 Flint 12	0	0	0
1013 Flint 13	0	0	0
1014 Flint 14	1	0	3
1015 Flint 15	0	0	1
1016 Flint 16	0	0	0
1017 Flint 17	0	0	0
1018 Flint 18	0	0	0
1019 Flint 19	2	0	5
1020 Flint 20	0	0	3
1021 Flint 21	0	0	1
1022 Flint 22	1	0	17
1023 Flint 23	3	0	5
1024 Flint 24	1	0	1
1025 Flint 25	3	0	15
1026 Flint 26	1	0	4
1027 Flint 27	0	0	2
1028 Flint 28	1	0	2
1029 Flint 29	0	0	4
1030 Flint 30	0	0	0
1031 Flint 31	1	0	3
1032 Flint 32	0	0	0
1033 Flint 33	0	0	2
1034 Flint 34	0	0	1
1035 Flint 35	0	0	0
1036 Flint 36	0	0	0
1037 Flint 37	1	0	3
1038 Flint 38	1	0	0
1039 Flint 39	1	0	1
1040 Flint 40	2	0	1
1041 Flint 41	1	0	6
1042 Flint 42	0	0	6
1043 Flint 43	0	0	6
1044 Flint 44	3	0	5
1045 Flint 45	1	0	14
1046 Flint 46	2	0	19
1047 Flint 47	2	0	3
1048 Flint 48	3	0	11
1049 Flint 49	2	0	1
1050 Flint 50	0	0	0
1051 Flint 51	1	0	24
1052 Flint 52	5	0	13
1053 Flint 53	2	0	11
1054 Flint 54	0	0	1
1055 Flint 55	1	0	13
1056 Flint 56	2	0	11
1057 Flint 57	4	0	15
1058 Flint 58	2	0	5
1059 Flint 59	2	0	3
1060 Flint 60	4	0	4

WITH 219 OF 219 PRECINCTS REPORTING

SURVEYOR GENESEE COUNTY
VOTE FOR 1

	VOTES	PERCENT		VOTES	PERCENT
01 = WRITE-IN	810	100.00			
02 = OVER VOTES	0		03 = UNDER VOTES	11,398	

(CONTINUED FROM PREVIOUS PAGE)	01	02	03
1061 Flint 61	0	0	2
1101 Flint Twp 1	5	0	50
1102 Flint Twp 2	2	0	16
1103 Flint Twp 3	11	0	40
1104 Flint Twp 4	4	0	31
1105 Flint Twp 5	2	0	26
1106 Flint Twp 6	4	0	29
1107 Flint Twp 7	2	0	5
1108 Flint Twp 8	0	0	0
1109 Flint Twp 9	2	0	14
1110 Flint Twp 10	4	0	17
1111 Flint Twp 11	4	0	15
1112 Flint Twp 12	1	0	17
1113 Flint Twp 13	1	0	31
1114 Flint Twp 14	4	0	18
1115 Flint Twp 15	2	0	26
1201 Flushing 1	4	0	49
1202 Flushing 2	4	0	62
1203 Flushing 3	4	0	74
1204 Flushing 4	6	0	70
1205 Flushing 5	2	0	89
1301 Flushing Twp 1	6	0	68
1302 Flushing Twp 2	5	0	136
1303 Flushing Twp 3	4	0	91
1304 Flushing Twp 4	3	0	57
1305 Flushing Twp 5	3	0	75
1306 Flushing Twp 6	2	0	50
1307 Flushing Twp 7	4	0	101
1401 Forest Twp 1	5	0	53
1402 Forest Twp 2	5	0	59
1403 Forest Twp 3	6	0	53
1501 Gaines Twp 1	6	0	73
1502 Gaines Twp 2	2	0	52
1503 Gaines Twp 3	1	0	37
1504 Gaines Twp 4	4	0	75
1601 Genesee Twp 1	1	0	13
1602 Genesee Twp 2	0	0	4
1603 Genesee Twp 3	7	0	23
1604 Genesee Twp 4	2	0	52
1605 Genesee Twp 5	8	0	19
1606 Genesee Twp 6	6	0	30
1607 Genesee Twp 7	5	0	39
1608 Genesee Twp 8	8	0	54
1609 Genesee Twp 9	0	0	27
1701 Grand Blanc 1	8	0	94
1702 Grand Blanc 2	3	0	61
1703 Grand Blanc 3	6	0	108
1704 Grand Blanc 4	6	0	67
1801 Grand Blanc Twp 1	8	0	138
1802 Grand Blanc Twp 2	1	0	34
1803 Grand Blanc Twp 3	5	0	67
1804 Grand Blanc Twp 4	4	0	107
1805 Grand Blanc Twp 5	3	0	150
1806 Grand Blanc Twp 6	12	0	215

WITH 219 OF 219 PRECINCTS REPORTING

SURVEYOR GENESEE COUNTY
VOTE FOR 1

	VOTES	PERCENT		VOTES	PERCENT
01 = WRITE-IN	810	100.00			
02 = OVER VOTES	0		03 = UNDER VOTES	11,398	

(CONTINUED FROM PREVIOUS PAGE)	01	02	03
1807 Grand Blanc Twp 7	0	0	59
1808 Grand Blanc Twp 8	14	0	264
1809 Grand Blanc Twp 9	6	0	96
1810 Grand Blanc Twp 10	14	0	289
1811 Grand Blanc Twp 11	5	0	24
1812 Grand Blanc Twp 12	3	0	32
1813 Grand Blanc Twp 13	5	0	63
1814 Grand Blanc Twp 14	9	0	112
1815 Grand Blanc Twp 15	3	0	169
1901 Linden 1	11	0	114
1902 Linden 2	3	0	160
2001 Montrose 1	6	0	38
2101 Montrose Twp 1	2	0	11
2102 Montrose Twp 2	2	0	20
2103 Montrose Twp 3	3	0	30
2104 Montrose Twp 4	2	0	33
2201 Mt. Morris 1	3	0	18
2202 Mt. Morris 2	2	0	10
2301 Mt. Morris Twp 1	1	0	8
2302 Mt. Morris Twp 2	0	0	7
2303 Mt. Morris Twp 3	0	0	13
2304 Mt. Morris Twp 4	2	0	11
2306 Mt. Morris Twp 6	2	0	20
2308 Mt. Morris Twp 8	0	0	0
2309 Mt. Morris Twp 9	0	0	0
2310 Mt. Morris Twp 10	0	0	2
2311 Mt. Morris Twp 11	2	0	2
2312 Mt. Morris Twp 12	1	0	2
2313 Mt. Morris Twp 13	0	0	8
2314 Mt. Morris Twp 14	3	0	36
2315 Mt. Morris Twp 15	7	0	31
2401 Mundy Twp 1	5	0	77
2402 Mundy Twp 2	2	0	59
2403 Mundy Twp 3	2	0	63
2404 Mundy Twp 4	4	0	56
2405 Mundy Twp 5	5	0	36
2406 Mundy Twp 6	7	0	53
2407 Mundy Twp 7	9	0	38
2408 Mundy Twp 8	2	0	46
2409 Mundy Twp 9	1	0	56
2501 Richfield Twp 1	1	0	30
2502 Richfield Twp 2	7	0	65
2503 Richfield Twp 3	11	0	59
2504 Richfield Twp 4	6	0	24
2601 Swartz Creek 1	4	0	50
2602 Swartz Creek 2	1	0	40
2603 Swartz Creek 3	1	0	37
2604 Swartz Creek 4	7	0	85
2701 Thetford Twp 1	3	0	26
2702 Thetford Twp 2	2	0	23
2703 Thetford Twp 3	1	0	46
2704 Thetford Twp 4	4	0	54
2801 Vienna Twp 1	4	0	65
2802 Vienna Twp 2	6	0	45

WITH 219 OF 219 PRECINCTS REPORTING

SURVEYOR GENESEE COUNTY
VOTE FOR 1

	VOTES	PERCENT
01 = WRITE-IN	810	100.00
02 = OVER VOTES	0	
03 = UNDER VOTES	11,398	

(CONTINUED FROM PREVIOUS PAGE)	01	02	03
2803 Vienna Twp 3	9	0	53
2804 Vienna Twp 4	3	0	47
2805 Vienna Twp 5	4	0	51

WITH 28 OF 28 PRECINCTS REPORTING

COUNTY COMMISSIONER 1ST DISTRICT
VOTE FOR 1

	VOTES	PERCENT
01 = WRITE-IN	22	100.00
02 = OVER VOTES	0	
03 = UNDER VOTES	124	

	01	02	03
1001 Flint 1	0	0	0
1002 Flint 2	0	0	0
1003 Flint 3	0	0	0
1004 Flint 4	0	0	1
1005 Flint 5	0	0	0
1006 Flint 6	0	0	1
1007 Flint 7	0	0	1
1008 Flint 8	0	0	0
1009 Flint 9	0	0	0
1010 Flint 10	2	0	0
1016 Flint 16	0	0	0
1018 Flint 18	0	0	0
1021 Flint 21	0	0	1
1601 Genesee Twp 1	2	0	12
1602 Genesee Twp 2	0	0	4
1603 Genesee Twp 3	7	0	23
2201 Mt. Morris 1	3	0	18
2202 Mt. Morris 2	2	0	10
2301 Mt. Morris Twp 1	1	0	8
2302 Mt. Morris Twp 2	0	0	7
2303 Mt. Morris Twp 3	0	0	13
2304 Mt. Morris Twp 4	2	0	11
2308 Mt. Morris Twp 8	0	0	0
2309 Mt. Morris Twp 9	0	0	0
2310 Mt. Morris Twp 10	0	0	2
2311 Mt. Morris Twp 11	2	0	2
2312 Mt. Morris Twp 12	1	0	2
2313 Mt. Morris Twp 13	0	0	8

WITH 30 OF 30 PRECINCTS REPORTING

COUNTY COMMISSIONER 2ND DISTRICT
VOTE FOR 1

	VOTES	PERCENT
01 = WRITE-IN	26	100.00
02 = OVER VOTES	0	
03 = UNDER VOTES	109	

	01	02	03
1011 Flint 11	0	0	1
1012 Flint 12	0	0	0
1013 Flint 13	0	0	0
1014 Flint 14	1	0	3
1015 Flint 15	0	0	1
1017 Flint 17	0	0	0
1019 Flint 19	1	0	6
1023 Flint 23	3	0	5
1024 Flint 24	1	0	1
1027 Flint 27	0	0	2
1028 Flint 28	1	0	2
1029 Flint 29	1	0	3
1030 Flint 30	0	0	0
1031 Flint 31	1	0	3
1032 Flint 32	0	0	0
1033 Flint 33	0	0	2
1036 Flint 36	0	0	0
1037 Flint 37	1	0	3
1038 Flint 38	1	0	0
1039 Flint 39	1	0	1
1040 Flint 40	2	0	1
1041 Flint 41	1	0	6
1045 Flint 45	1	0	14
1046 Flint 46	2	0	19
1047 Flint 47	2	0	3
1048 Flint 48	2	0	12
1050 Flint 50	0	0	0
1061 Flint 61	0	0	2
1107 Flint Twp 7	2	0	5
1109 Flint Twp 9	2	0	14

COUNTY COMMISSIONER 3RD DISTRICT
VOTE FOR 1

	VOTES	PERCENT
01 = James Miraglia	602	99.50
02 = WRITE-IN	3	.50

	VOTES
03 = OVER VOTES	0
04 = UNDER VOTES	101

	01	02	03	04
0301 Burton 1	38	0	0	13
0302 Burton 2	30	0	0	3
0303 Burton 3	62	0	0	16
0304 Burton 4	23	0	0	0
0305 Burton 5	23	1	0	2
0306 Burton 6	20	0	0	3
0307 Burton 7	26	0	0	2
0308 Burton 8	90	1	0	15
0309 Burton 9	24	0	0	3
0310 Burton 10	62	0	0	19
0311 Burton 11	33	0	0	5
0312 Burton 12	46	0	0	10
1020 Flint 20	2	0	0	1
1022 Flint 22	16	0	0	2
1025 Flint 25	17	0	0	1
1026 Flint 26	4	0	0	1
1049 Flint 49	2	1	0	0
1608 Genesee Twp B	60	0	0	2
1609 Genesee Twp 9	24	0	0	3

WITH 25 OF 25 PRECINCTS REPORTING

COUNTY COMMISSIONER 4TH DISTRICT
VOTE FOR 1

	VOTES	PERCENT		VOTES	PERCENT
01 = WRITE-IN	60	100.00			
02 = OVER VOTES	0		03 = UNDER VOTES	343	

	01	02	03
1034 Flint 34	0	0	1
1035 Flint 35	0	0	0
1042 Flint 42	0	0	6
1043 Flint 43	0	0	6
1044 Flint 44	2	0	6
1051 Flint 51	1	0	24
1052 Flint 52	5	0	13
1053 Flint 53	2	0	11
1054 Flint 54	0	0	1
1055 Flint 55	1	0	13
1056 Flint 56	2	0	11
1057 Flint 57	4	0	15
1058 Flint 58	2	0	5
1059 Flint 59	2	0	3
1060 Flint 60	2	0	6
1103 Flint Twp 3	10	0	41
1104 Flint Twp 4	4	0	31
1106 Flint Twp 6	7	0	26
1108 Flint Twp 8	0	0	0
1110 Flint Twp 10	4	0	17
1111 Flint Twp 11	4	0	15
1112 Flint Twp 12	1	0	17
1113 Flint Twp 13	1	0	31
1114 Flint Twp 14	4	0	18
1115 Flint Twp 15	2	0	26

WITH 21 OF 21 PRECINCTS REPORTING

	VOTES	PERCENT		VOTES	PERCENT
COUNTY COMMISSIONER 5TH DISTRICT					
VOTE FOR 1					
01 = WRITE-IN	164	100.00			
02 = OVER VOTES	0		03 = UNDER VOTES	3,095	

	01	02	03
0201 Atlas Twp 1	12	0	330
0202 Atlas Twp 2	7	0	246
0203 Atlas Twp 3	15	0	448
0204 Atlas Twp 4	9	0	253
1701 Grand Blanc 1	9	0	93
1702 Grand Blanc 2	3	0	61
1703 Grand Blanc 3	6	0	108
1704 Grand Blanc 4	6	0	67
1801 Grand Blanc Twp 1	10	0	136
1802 Grand Blanc Twp 2	1	0	34
1803 Grand Blanc Twp 3	6	0	66
1804 Grand Blanc Twp 4	5	0	106
1806 Grand Blanc Twp 6	15	0	212
1807 Grand Blanc Twp 7	3	0	56
1808 Grand Blanc Twp 8	15	0	263
1809 Grand Blanc Twp 9	6	0	96
1810 Grand Blanc Twp 10	15	0	288
1811 Grand Blanc Twp 11	5	0	24
1812 Grand Blanc Twp 12	3	0	32
1813 Grand Blanc Twp 13	5	0	63
1814 Grand Blanc Twp 14	8	0	113

GENESEE COUNTY, MICHIGAN
2016 AUGUST ELECTION
AUGUST 2, 2016
Republican Party

WITH 20 OF 20 PRECINCTS REPORTING

COUNTY COMMISSIONER 6TH DISTRICT
VOTE FOR 1

	VOTES	PERCENT
01 = Tony Brown	1,048	44.02
02 = Drew M. Shapiro	1,329	55.82
03 = WRITE-IN	4	.17

	VOTES
04 = OVER VOTES	3
05 = UNDER VOTES	227

	01	02	03	04	05
0101 Argentine Twp 1	55	85	0	0	40
0102 Argentine Twp 2	36	86	1	0	19
0103 Argentine Twp 3	12	20	0	0	2
0801 Fenton 1	30	68	0	1	6
0802 Fenton 2	40	73	1	1	6
0803 Fenton 3	33	68	1	0	4
0804 Fenton 4	50	51	1	0	6
0805 Fenton 5	14	50	0	0	1
0901 Fenton Twp 1	61	59	0	0	5
0902 Fenton Twp 2	85	57	0	0	15
0903 Fenton Twp 3	87	111	0	1	16
0904 Fenton Twp 4	65	112	0	0	6
0905 Fenton Twp 5	127	78	0	0	11
0906 Fenton Twp 6	70	57	0	0	9
1805 Grand Blanc Twp 5	75	59	0	0	19
1815 Grand Blanc Twp 15	54	84	0	0	34
1901 Linden 1	42	76	0	0	7
1902 Linden 2	55	93	0	0	15
2408 Mundy Twp 8	24	20	0	0	4
2409 Mundy Twp 9	33	22	0	0	2

WITH 26 OF 26 PRECINCTS REPORTING

COUNTY COMMISSIONER 7TH DISTRICT
VOTE FOR 1

	VOTES	PERCENT		VOTES	PERCENT
01 = WRITE-IN	99	100.00			
02 = OVER VOTES	0		03 = UNDER VOTES	1,458	

	01	02	03
0501 Clio 1	6	0	39
1201 Flushing 1	5	0	48
1202 Flushing 2	4	0	62
1203 Flushing 3	4	0	74
1204 Flushing 4	6	0	70
1205 Flushing 5	3	0	88
1301 Flushing Twp 1	7	0	67
1302 Flushing Twp 2	6	0	135
1303 Flushing Twp 3	4	0	91
1304 Flushing Twp 4	3	0	57
1305 Flushing Twp 5	2	0	76
1306 Flushing Twp 6	2	0	50
1307 Flushing Twp 7	4	0	101
2001 Montrose 1	6	0	38
2101 Montrose Twp 1	1	0	12
2102 Montrose Twp 2	1	0	21
2103 Montrose Twp 3	2	0	31
2104 Montrose Twp 4	2	0	33
2701 Thetford Twp 1	2	0	27
2702 Thetford Twp 2	2	0	23
2703 Thetford Twp 3	1	0	46
2704 Thetford Twp 4	3	0	55
2801 Vienna Twp 1	5	0	64
2802 Vienna Twp 2	6	0	45
2803 Vienna Twp 3	9	0	53
2805 Vienna Twp 5	3	0	52

WITH 26 OF 26 PRECINCTS REPORTING

COUNTY COMMISSIONER 8TH DISTRICT
VOTE FOR 1

	VOTES	PERCENT
01 = Bradley H. Anthony	1,233	99.84
02 = WRITE-IN	2	.16

	VOTES	PERCENT
03 = OVER VOTES	2	
04 = UNDER VOTES	220	

	01	02	03	04
0401 Clayton Twp 1	86	1	0	19
0402 Clayton Twp 2	85	0	0	19
0403 Clayton Twp 3	46	0	0	14
0404 Clayton Twp 4	39	0	0	7
1101 Flint Twp 1	54	0	0	1
1102 Flint Twp 2	16	0	0	2
1105 Flint Twp 5	20	0	0	8
1501 Gaines Twp 1	58	0	0	21
1502 Gaines Twp 2	34	0	1	19
1503 Gaines Twp 3	27	0	0	11
1504 Gaines Twp 4	64	0	0	15
2306 Mt. Morris Twp 6	18	0	0	4
2314 Mt. Morris Twp 14	37	0	0	2
2315 Mt. Morris Twp 15	37	0	0	1
2401 Mundy Twp 1	72	0	1	9
2402 Mundy Twp 2	51	0	0	10
2403 Mundy Twp 3	57	0	0	8
2404 Mundy Twp 4	51	0	0	9
2405 Mundy Twp 5	36	1	0	4
2406 Mundy Twp 6	52	0	0	8
2407 Mundy Twp 7	44	0	0	3
2601 Swartz Creek 1	46	0	0	8
2602 Swartz Creek 2	37	0	0	4
2603 Swartz Creek 3	36	0	0	2
2604 Swartz Creek 4	83	0	0	9
2804 Vienna Twp 4	47	0	0	3

WITH 24 OF 24 PRECINCTS REPORTING

COUNTY COMMISSIONER 9TH OISTRICT
VOTE FOR 1

	VOTES	PERCENT		VOTES	PERCENT
01 = David W. Martin	1,523	99.61	03 = OVER VOTES	2	
02 = WRITE-IN	6	.39	04 = UNDER VOTES	403	

	01	02	03	04
0601 Davison 1	32	0	0	2
0602 Davison 2	25	0	1	1
0603 Davison 3	43	0	0	7
0604 Davison 4	37	0	0	2
0701 Davison Twp 1	112	0	0	53
0702 Davison Twp 2	160	1	0	60
0703 Davison Twp 3	109	0	0	43
0704 Davison Twp 4	131	1	0	35
0705 Davison Twp 5	56	1	0	16
0706 Davison Twp 6	78	0	0	30
0707 Davison Twp 7	95	1	0	30
0708 Davison Twp 8	88	0	0	37
0709 Davison Twp 9	78	0	0	24
1401 Forest Twp 1	51	0	0	7
1402 Forest Twp 2	48	1	0	15
1403 Forest Twp 3	50	0	0	9
1604 Genesee Twp 4	48	0	0	6
1605 Genesee Twp 5	25	1	0	1
1606 Genesee Twp 6	33	0	1	2
1607 Genesee Twp 7	41	0	0	3
2501 Richfield Twp 1	25	0	0	6
2502 Richfield Twp 2	64	0	0	8
2503 Richfield Twp 3	66	0	0	4
2504 Richfield Twp 4	28	0	0	2

WITH 3 OF 3 PRECINCTS REPORTING

SUPERVISOR ARGENTINE TOWNSHIP
VOTE FOR 1

	VOTES	PERCENT
01 = Brian J. Saad	245	99.19
02 = WRITE-IN	2	.81

	VOTES	PERCENT
03 = OVER VOTES	0	
04 = UNDER VOTES	109	

	01	02	03	04
0101 Argentine Twp 1	122	1	0	57
0102 Argentine Twp 2	99	1	0	42
0103 Argentine Twp 3	24	0	0	10

CLERK ARGENTINE TOWNSHIP
VOTE FOR 1

	VOTES	PERCENT
01 = Denise M. Graves	269	98.18
02 = WRITE-IN	5	1.82

	VOTES
03 = OVER VOTES	0
04 = UNDER VOTES	82

	01	02	03	04
0101 Argentine Twp 1	133	2	0	45
0102 Argentine Twp 2	112	2	0	28
0103 Argentine Twp 3	24	1	0	9

WITH 3 OF 3 PRECINCTS REPORTING

TREASURER ARGENTINE TOWNSHIP
VOTE FOR 1

	VOTES	PERCENT
01 = Norman J. Schmidt	251	98.82
02 = WRITE-IN	3	1.18

	VOTES	PERCENT
03 = OVER VOTES	0	
04 = UNDER VOTES	102	

	01	02	03	04
0101 Argentine Twp 1	125	1	0	54
0102 Argentine Twp 2	103	1	0	38
0103 Argentine Twp 3	23	1	0	10

WITH 3 OF 3 PRECINCTS REPORTING

TRUSTEE ARGENTINE TOWNSHIP
VOTE FOR 2

	VOTES	PERCENT
01 = Scott Conner	166	36.17
02 = Richard Crooks	127	27.67
03 = Thomas D. Hallman	165	35.95

	VOTES	PERCENT
04 = WRITE-IN	1	.22
05 = OVER VOTES	2	
06 = UNDER VOTES	251	

	01	02	03	04	05	06
0101 Argentine Twp 1	72	68	91	0	2	127
0102 Argentine Twp 2	77	49	59	1	0	98
0103 Argentine Twp 3	17	10	15	0	0	26

NUMBERED KEY CANVASS

RUN DATE:08/05/16 12:44 PM

GENESEE COUNTY, MICHIGAN
2016 AUGUST ELECTION
AUGUST 2, 2016
Republican Party

UNOFFICIAL RESULTS

REPORT-EL52 PAGE 0059

WITH 4 OF 4 PRECINCTS REPORTING

SUPERVISOR ATLAS TOWNSHIP
VOTE FOR 1

	VOTES	PERCENT
01 = Daniel Glomson	59	4.55
02 = Shirley Kautman-Jones	587	45.22
03 = Teresa L. Onica	651	50.15

	VOTES	PERCENT
04 = WRITE-IN	1	.08
05 = OVER VOTES	0	
06 = UNDER VOTES	22	

	01	02	03	04	05	06
0201 Atlas Twp 1	27	136	173	0	0	6
0202 Atlas Twp 2	7	129	114	0	0	3
0203 Atlas Twp 3	14	191	250	1	0	7
0204 Atlas Twp 4	11	131	114	0	0	6

WITH 4 OF 4 PRECINCTS REPORTING

CLERK ATLAS TOWNSHIP
VOTE FOR 1

	VOTES	PERCENT
01 = Katherine Vick	868	99.09
02 = WRITE-IN	8	.91

	VOTES	PERCENT
03 = OVER VOTES	0	
04 = UNDER VOTES	444	

	01	02	03	04
0201 Atlas Twp 1	238	0	0	104
0202 Atlas Twp 2	166	0	0	87
0203 Atlas Twp 3	311	6	0	146
0204 Atlas Twp 4	153	2	0	107

GENESEE COUNTY, MICHIGAN
2016 AUGUST ELECTION
AUGUST 2, 2016
Republican Party

WITH 4 OF 4 PRECINCTS REPORTING

TREASURER ATLAS TOWNSHIP
VOTE FOR 1

	VOTES	PERCENT		VOTES	PERCENT
01 = Ann Marie Slagle Moore	879	99.55	03 = OVER VOTES	0	
02 = WRITE-IN	4	.45	04 = UNDER VOTES	437	

	01	02	03	04
0201 Atlas Twp 1	233	1	0	108
0202 Atlas Twp 2	178	1	0	74
0203 Atlas Twp 3	307	2	0	154
0204 Atlas Twp 4	161	0	0	101

GENESEE COUNTY, MICHIGAN
2016 AUGUST ELECTION
AUGUST 2, 2016
Republican Party

WITH 4 OF 4 PRECINCTS REPORTING

TRUSTEE ATLAS TOWNSHIP
VOTE FOR 2

	VOTES	PERCENT		VOTES	PERCENT
01 = Nicolas Brooks	469	19.96			
02 = Amy Cummings	524	22.30	05 = WRITE-IN	1	.04
03 = Barry M. June	750	31.91	06 = OVER VOTES	4	
04 = Patrick Major	606	25.79	07 = UNDER VOTES	286	

	01	02	03	04	05	06	07
0201 Atlas Twp 1	116	133	193	162	0	2	78
0202 Atlas Twp 2	85	98	166	112	0	0	45
0203 Atlas Twp 3	159	162	276	230	1	2	96
0204 Atlas Twp 4	109	131	115	102	0	0	67

WITH 4 OF 4 PRECINCTS REPORTING

SUPERVISOR CLAYTON TOWNSHIP
VOTE FOR 1

	VOTES	PERCENT
01 = Christopher Gehringer	261	100.00
02 = WRITE-IN	0	

	VOTES
03 = OVER VOTES	0
04 = UNDER VOTES	55

	01	02	03	04
0401 Clayton Twp 1	87	0	0	19
0402 Clayton Twp 2	83	0	0	21
0403 Clayton Twp 3	50	0	0	10
0404 Clayton Twp 4	41	0	0	5

WITH 4 OF 4 PRECINCTS REPORTING

CLERK CLAYTON TOWNSHIP
VOTE FOR 1

	VOTES	PERCENT
01 = WRITE-IN	18	100.00
02 = OVER VOTES	0	

03 = UNDER VOTES 298

	01	02	03
0401 Clayton Twp 1	3	0	103
0402 Clayton Twp 2	8	0	96
0403 Clayton Twp 3	3	0	57
0404 Clayton Twp 4	4	0	42

WITH 4 OF 4 PRECINCTS REPORTING

TREASURER CLAYTON TOWNSHIP
VOTE FOR 1

	VOTES	PERCENT
01 = WRITE-IN	17	100.00
02 = OVER VOTES	0	

03 = UNDER VOTES 299

	01	02	03
0401 Clayton Twp 1	3	0	103
0402 Clayton Twp 2	9	0	95
0403 Clayton Twp 3	3	0	57
0404 Clayton Twp 4	2	0	44

WITH 4 OF 4 PRECINCTS REPORTING

TRUSTEE CLAYTON TOWNSHIP
VOTE FOR 4

	VOTES	PERCENT
01 = Shelley Thompson	243	96.05
02 = WRITE-IN	10	3.95

	VOTES	PERCENT
03 = OVER VOTES	0	
04 = UNDER VOTES	1,011	

	01	02	03	04
0401 Clayton Twp 1	81	4	0	339
0402 Clayton Twp 2	78	3	0	335
0403 Clayton Twp 3	47	3	0	190
0404 Clayton Twp 4	37	0	0	147

GENESEE COUNTY, MICHIGAN
2016 AUGUST ELECTION
AUGUST 2, 2016
Republican Party

WITH 9 OF 9 PRECINCTS REPORTING

SUPERVISOR DAVISON TOWNSHIP
VOTE FOR 1

	VOTES	PERCENT
01 = Karen M. Miller	705	59.75
02 = Lanny Valentine	474	40.17
03 = WRITE-IN	1	.08

	VOTES
04 = OVER VOTES	5
05 = UNDER VOTES	54

	01	02	03	04	05
0701 Davison Twp 1	108	53	0	1	3
0702 Davison Twp 2	119	95	0	0	7
0703 Davison Twp 3	84	55	0	1	12
0704 Davison Twp 4	91	69	0	1	6
0705 Davison Twp 5	41	30	0	1	1
0706 Davison Twp 6	55	50	0	0	3
0707 Davison Twp 7	69	48	0	0	9
0708 Davison Twp 8	79	39	0	0	7
0709 Davison Twp 9	59	35	1	1	6

WITH 9 OF 9 PRECINCTS REPORTING

CLERK DAVISON TOWNSHIP
VOTE FOR 1

	VOTES	PERCENT
01 = Cindy K. Shields	650	54.03
02 = Matthew M. Smith	553	45.97
03 = WRITE-IN	0	

	VOTES
04 = OVER VOTES	1
05 = UNDER VOTES	35

	01	02	03	04	05
0701 Davison Twp 1	101	62	0	0	2
0702 Davison Twp 2	109	108	0	0	4
0703 Davison Twp 3	78	68	0	0	6
0704 Davison Twp 4	84	75	0	0	8
0705 Davison Twp 5	35	38	0	0	0
0706 Davison Twp 6	43	63	0	0	2
0707 Davison Twp 7	70	52	0	0	4
0708 Davison Twp 8	77	46	0	0	2
0709 Davison Twp 9	53	41	0	1	7

GENESEE COUNTY, MICHIGAN
2016 AUGUST ELECTION
AUGUST 2, 2016
Republican Party

WITH 9 OF 9 PRECINCTS REPORTING

TREASURER DAVISON TOWNSHIP
VOTE FOR 1

	VOTES	PERCENT		VOTES	PERCENT
01 = WRITE-IN	63	100.00			
02 = OVER VOTES	0		03 = UNDER VOTES	1,176	

	01	02	03
0701 Davison Twp 1	7	0	158
0702 Davison Twp 2	14	0	207
0703 Davison Twp 3	4	0	148
0704 Davison Twp 4	7	0	160
0705 Davison Twp 5	5	0	68
0706 Davison Twp 6	9	0	99
0707 Davison Twp 7	9	0	117
0708 Davison Twp 8	5	0	120
0709 Davison Twp 9	3	0	99

WITH 9 OF 9 PRECINCTS REPORTING

TRUSTEE DAVISON TOWNSHIP
VOTE FOR 2

	VOTES	PERCENT
01 = Matthew D. Karr	1,028	99.52
02 = WRITE-IN	5	.48

	VOTES	PERCENT
03 = OVER VOTES	0	
04 = UNDER VOTES	1,445	

	01	02	03	04
0701 Davison Twp 1	137	4	0	189
0702 Davison Twp 2	173	0	0	269
0703 Davison Twp 3	128	0	0	176
0704 Davison Twp 4	144	0	0	190
0705 Davison Twp 5	68	0	0	78
0706 Davison Twp 6	84	0	0	132
0707 Davison Twp 7	101	0	0	151
0708 Davison Twp 8	103	1	0	146
0709 Davison Twp 9	90	0	0	114

SUPERVISOR FENTON TOWNSHIP
VOTE FOR 1

	VOTES	PERCENT		VOTES	PERCENT
01 = Bonnie K. Mathis	742	98.80	03 = OVER VOTES	0	
02 = WRITE-IN	9	1.20	04 = UNDER VOTES	281	

	01	02	03	04
0901 Fenton Twp 1	85	2	0	38
0902 Fenton Twp 2	127	0	0	30
0903 Fenton Twp 3	156	1	0	58
0904 Fenton Twp 4	124	3	0	56
0905 Fenton Twp 5	148	0	0	68
0906 Fenton Twp 6	102	3	0	31

WITH 6 OF 6 PRECINCTS REPORTING

CLERK FENTON TOWNSHIP
VOTE FOR 1

	VOTES	PERCENT
01 = Robert Krug	727	98.91
02 = WRITE-IN	8	1.09

	VOTES
03 = OVER VOTES	0
04 = UNDER VOTES	297

	01	02	03	04
0901 Fenton Twp 1	82	0	0	43
0902 Fenton Twp 2	124	0	0	33
0903 Fenton Twp 3	156	4	0	55
0904 Fenton Twp 4	124	2	0	57
0905 Fenton Twp 5	141	1	0	74
0906 Fenton Twp 6	100	1	0	35

WITH 6 OF 6 PRECINCTS REPORTING

TREASURER FENTON TOWNSHIP
VOTE FOR 1

	VOTES	PERCENT
01 = John R. Tucker	710	99.58
02 = WRITE-IN	3	.42

	VOTES
03 = OVER VOTES	0
04 = UNDER VOTES	319

	01	D2	03	04
0901 Fenton Twp 1	81	0	0	44
0902 Fenton Twp 2	113	0	0	44
0903 Fenton Twp 3	155	1	0	59
0904 Fenton Twp 4	127	1	0	55
0905 Fenton Twp 5	139	0	0	77
0906 Fenton Twp 6	95	1	0	40

WITH 6 OF 6 PRECINCTS REPORTING

TRUSTEE FENTON TOWNSHIP
VOTE FOR 4

	VOTES	PERCENT
01 = Mark Alan Goupil	645	25.92
02 = Robert Kesler	637	25.60
03 = Vince Lorraine	588	23.63
04 = Shaun Shumaker	610	24.52

	VOTES	PERCENT
05 = WRITE-IN	8	.32
06 = OVER VOTES	0	
07 = UNDER VOTES	1,640	

	01	02	03	04	05	06	07
0901 Fenton Twp 1	70	75	66	66	0	0	223
0902 Fenton Twp 2	112	103	91	96	0	0	226
0903 Fenton Twp 3	147	139	134	142	0	0	298
0904 Fenton Twp 4	112	114	113	112	3	0	278
0905 Fenton Twp 5	126	120	108	112	0	0	398
0906 Fenton Twp 6	78	86	76	82	5	0	217

WITH 15 OF 15 PRECINCTS REPORTING

	VOTES	PERCENT		VOTES	PERCENT
SUPERVISOR FLINT TOWNSHIP					
VOTE FOR 1					
01 = WRITE-IN	49	100.00			
02 = OVER VOTES	0		03 = UNDER VOTES	334	

	01	02	03
1101 Flint Twp 1	5	0	50
1102 Flint Twp 2	3	0	15
1103 Flint Twp 3	9	0	42
1104 Flint Twp 4	2	0	33
1105 Flint Twp 5	2	0	26
1106 Flint Twp 6	6	0	27
1107 Flint Twp 7	3	0	4
1108 Flint Twp 8	0	0	0
1109 Flint Twp 9	1	0	15
1110 Flint Twp 10	5	0	16
1111 Flint Twp 11	4	0	15
1112 Flint Twp 12	0	0	18
1113 Flint Twp 13	2	0	30
1114 Flint Twp 14	4	0	18
1115 Flint Twp 15	3	0	25

WITH 15 OF 15 PRECINCTS REPORTING

CLERK FLINT TOWNSHIP
VOTE FOR 1

	VOTES	PERCENT
01 = WRITE-IN	45	100.00
02 = OVER VOTES	0	

	VOTES	PERCENT
03 = UNDER VOTES	338	

	01	02	03
1101 Flint Twp 1	4	0	51
1102 Flint Twp 2	3	0	15
1103 Flint Twp 3	9	0	42
1104 Flint Twp 4	2	0	33
1105 Flint Twp 5	2	0	26
1106 Flint Twp 6	5	0	28
1107 Flint Twp 7	3	0	4
1108 Flint Twp 8	0	0	0
1109 Flint Twp 9	2	0	14
1110 Flint Twp 10	5	0	16
1111 Flint Twp 11	4	0	15
1112 Flint Twp 12	0	0	18
1113 Flint Twp 13	1	0	31
1114 Flint Twp 14	4	0	18
1115 Flint Twp 15	1	0	27

TREASURER FLINT TOWNSHIP
VOTE FOR 1

	VOTES	PERCENT		VOTES	PERCENT
01 = WRITE-IN	43	100.00			
02 = OVER VOTES	0		03 = UNDER VOTES	340	

	01	02	03
1101 Flint Twp 1	4	0	51
1102 Flint Twp 2	3	0	15
1103 Flint Twp 3	9	0	42
1104 Flint Twp 4	2	0	33
1105 Flint Twp 5	2	0	26
1106 Flint Twp 6	5	0	28
1107 Flint Twp 7	3	0	4
1108 Flint Twp 8	0	0	0
1109 Flint Twp 9	1	0	15
1110 Flint Twp 10	4	0	17
1111 Flint Twp 11	3	0	16
1112 Flint Twp 12	0	0	18
1113 Flint Twp 13	1	0	31
1114 Flint Twp 14	4	0	18
1115 Flint Twp 15	2	0	26

WITH 15 OF 15 PRECINCTS REPORTING

TRUSTEE FLINT TOWNSHIP
VOTE FOR 4

	VOTES	PERCENT		VOTES	PERCENT
01 = WRITE-IN	91	100.00			
02 = OVER VOTES	0		03 = UNDER VOTES	1,441	

	01	02	03
1101 Flint Twp 1	6	0	214
1102 Flint Twp 2	4	0	68
1103 Flint Twp 3	18	0	186
1104 Flint Twp 4	8	0	132
1105 Flint Twp 5	8	0	104
1106 Flint Twp 6	7	0	125
1107 Flint Twp 7	4	0	24
1108 Flint Twp 8	0	0	0
1109 Flint Twp 9	0	0	64
1110 Flint Twp 10	14	0	70
1111 Flint Twp 11	7	0	69
1112 Flint Twp 12	0	0	72
1113 Flint Twp 13	4	0	124
1114 Flint Twp 14	5	0	83
1115 Flint Twp 15	6	0	106

WITH 7 OF 7 PRECINCTS REPORTING

SUPERVISOR FLUSHING TOWNSHIP
VOTE FOR 1

	VOTES	PERCENT
01 = Timothy J. Lloyd	259	48.05
02 = Frederick Thorsby	277	51.39
03 = WRITE-IN	3	.56

	VOTES
04 = OVER VOTES	1
05 = UNDER VOTES	65

	01	02	03	04	05
1301 Flushing Twp 1	35	33	1	0	5
1302 Flushing Twp 2	54	77	0	1	9
1303 Flushing Twp 3	30	48	0	0	17
1304 Flushing Twp 4	31	23	0	0	6
1305 Flushing Twp 5	36	34	0	0	8
1306 Flushing Twp 6	15	31	0	0	6
1307 Flushing Twp 7	58	31	2	0	14

WITH 7 OF 7 PRECINCTS REPORTING

CLERK FLUSHING TOWNSHIP
VOTE FOR 1

	VOTES	PERCENT		VOTES	PERCENT
01 = Wendy D. Meinburg	473	98.95	03 = OVER VOTES	0	
02 = WRITE-IN	5	1.05	04 = UNDER VOTES	127	

	01	02	03	04
1301 Flushing Twp 1	65	1	0	8
1302 Flushing Twp 2	119	0	0	22
1303 Flushing Twp 3	71	0	0	24
1304 Flushing Twp 4	44	2	0	14
1305 Flushing Twp 5	60	2	0	16
1306 Flushing Twp 6	39	0	0	13
1307 Flushing Twp 7	75	0	0	30

GENESEE COUNTY, MICHIGAN
2016 AUGUST ELECTION
AUGUST 2, 2016
Republican Party

WITH 7 OF 7 PRECINCTS REPORTING

TREASURER FLUSHING TOWNSHIP
VOTE FOR 1

	VOTES	PERCENT
01 = Don Liske	240	41.67
02 = Terry A. Peck	334	57.99
03 = WRITE-IN	2	.35

	VOTES	PERCENT
04 = OVER VOTES	1	
05 = UNDER VOTES	28	

	01	02	03	04	05
1301 Flushing Twp 1	24	48	1	0	1
1302 Flushing Twp 2	59	77	0	1	4
1303 Flushing Twp 3	39	50	0	0	6
1304 Flushing Twp 4	23	28	1	0	8
1305 Flushing Twp 5	42	34	0	0	2
1306 Flushing Twp 6	28	22	0	0	2
1307 Flushing Twp 7	25	75	0	0	5

GENESEE COUNTY, MICHIGAN
2016 AUGUST ELECTION
AUGUST 2, 2016
Republican Party

WITH 7 OF 7 PRECINCTS REPORTING

TRUSTEE FLUSHING TOWNSHIP
VOTE FOR 4

	VOTES	PERCENT		VOTES	PERCENT
01 = Dan McGrath	382	32.15	04 = WRITE-IN	8	.67
02 = Linda Minarik	413	34.76	05 = OVER VOTES	0	
03 = William Westenbarger	385	32.41	06 = UNDER VOTES	1,232	

	01	02	03	04	05	06
1301 Flushing Twp 1	53	61	56	1	0	125
1302 Flushing Twp 2	88	94	87	3	0	292
1303 Flushing Twp 3	64	65	62	1	0	188
1304 Flushing Twp 4	38	36	36	2	0	128
1305 Flushing Twp 5	49	54	44	1	0	164
1306 Flushing Twp 6	35	32	33	0	0	108
1307 Flushing Twp 7	55	71	67	0	0	227

SUPERVISOR FOREST TOWNSHIP

	VOTES	PERCENT		VOTES	PERCENT
VOTE FOR 1					
01 = WRITE-IN	19	100.00			
02 = OVER VOTES	0		03 = UNDER VOTES	162	

	01	02	03
1401 Forest Twp 1	3	0	55
1402 Forest Twp 2	8	0	56
1403 Forest Twp 3	8	0	51

WITH 3 OF 3 PRECINCTS REPORTING

CLERK FOREST TOWNSHIP
VOTE FOR 1

	VOTES	PERCENT
01 = WRITE-IN	14	100.00
02 = OVER VOTES	0	
03 = UNDER VOTES	167	

	01	02	03
1401 Forest Twp 1	4	0	54
1402 Forest Twp 2	4	0	60
1403 Forest Twp 3	6	0	53

WITH 3 OF 3 PRECINCTS REPORTING

TREASURER FOREST TOWNSHIP
VOTE FOR 1

	VOTES	PERCENT
01 = WRITE-IN	11	100.00
02 = OVER VOTES	0	

	VOTES	PERCENT
03 = UNDER VOTES	170	

	01	02	03
1401 Forest Twp 1	1	0	57
1402 Forest Twp 2	4	0	60
1403 Forest Twp 3	6	0	53

WITH 3 OF 3 PRECINCTS REPORTING

TRUSTEE FOREST TOWNSHIP
VOTE FOR 2

	VOTES	PERCENT
01 = WRITE-IN	22	100.00
02 = OVER VOTES	0	
03 = UNDER VOTES	340	

	01	02	03
1401 Forest Twp 1	6	0	110
1402 Forest Twp 2	7	0	121
1403 Forest Twp 3	9	0	109

WITH 4 OF 4 PRECINCTS REPORTING

SUPERVISOR GAINES TOWNSHIP
VOTE FOR 1

	VOTES	PERCENT
01 = Paul J. Fortino	209	97.66
02 = WRITE-IN	5	2.34

	VOTES	PERCENT
03 = OVER VOTES	0	
04 = UNDER VOTES	36	

	01	02	03	04
1501 Gaines Twp 1	65	2	0	12
1502 Gaines Twp 2	40	1	0	13
1503 Gaines Twp 3	32	0	0	6
1504 Gaines Twp 4	72	2	0	5

WITH 4 OF 4 PRECINCTS REPORTING

CLERK GAINES TOWNSHIP
VOTE FOR 1

	VOTES	PERCENT
01 = WRITE-IN	15	100.00
02 = OVER VOTES	0	

03 = UNDER VOTES 235

	01	02	03
1501 Gaines Twp 1	7	0	72
1502 Gaines Twp 2	3	0	51
1503 Gaines Twp 3	2	0	36
1504 Gaines Twp 4	3	0	76

WITH 4 OF 4 PRECINCTS REPORTING

TREASURER GAINES TOWNSHIP
VOTE FOR 1

	VOTES	PERCENT		VOTES	PERCENT
01 = WRITE-IN	14	100.00			
02 = OVER VOTES	0		03 = UNDER VOTES	236	

	01	02	03
1501 Gaines Twp 1	6	0	73
1502 Gaines Twp 2	3	0	51
1503 Gaines Twp 3	2	0	36
1504 Gaines Twp 4	3	0	76

WITH 4 OF 4 PRECINCTS REPORTING

TRUSTEE GAINES TOWNSHIP
VOTE FOR 2

	VOTES	PERCENT
01 = WRITE-IN	23	100.00
02 = OVER VOTES	0	
03 = UNDER VOTES	477	

	01	02	03
1501 Gaines Twp 1	10	0	148
1502 Gaines Twp 2	4	0	104
1503 Gaines Twp 3	4	0	72
1504 Gaines Twp 4	5	0	153

WITH 9 OF 9 PRECINCTS REPORTING

SUPERVISOR GENESEE TOWNSHIP

VOTE FOR 1

	VOTES	PERCENT
01 = WRITE-IN	35	100.00
02 = OVER VOTES	0	

03 = UNDER VOTES 263

	01	02	03
1601 Genesee Twp 1	3	0	11
1602 Genesee Twp 2	0	0	4
1603 Genesee Twp 3	5	0	25
1604 Genesee Twp 4	3	0	51
1605 Genesee Twp 5	9	0	18
1606 Genesee Twp 6	4	0	32
1607 Genesee Twp 7	4	0	40
1608 Genesee Twp 8	7	0	55
1609 Genesee Twp 9	0	0	27

WITH 9 OF 9 PRECINCTS REPORTING

CLERK GENESEE TOWNSHIP
VOTE FOR 1

	VOTES	PERCENT
01 = WRITE-IN	34	100.00
02 = OVER VOTES	0	
03 = UNDER VOTES		

	VOTES	PERCENT
	264	

	01	02	03
1601 Genesee Twp 1	3	0	11
1602 Genesee Twp 2	0	0	4
1603 Genesee Twp 3	4	0	26
1604 Genesee Twp 4	3	0	51
1605 Genesee Twp 5	8	0	19
1606 Genesee Twp 6	4	0	32
1607 Genesee Twp 7	4	0	40
1608 Genesee Twp 8	8	0	54
1609 Genesee Twp 9	0	0	27

WITH 9 OF 9 PRECINCTS REPORTING

TREASURER GENESEE TOWNSHIP
VOTE FOR 1

	VOTES	PERCENT
01 = WRITE-IN	33	100.00
02 = OVER VOTES	0	

	VOTES	PERCENT
03 = UNDER VOTES	265	

	01	02	03
1601 Genesee Twp 1	3	0	11
1602 Genesee Twp 2	0	0	4
1603 Genesee Twp 3	4	0	26
1604 Genesee Twp 4	3	0	51
1605 Genesee Twp 5	8	0	19
1606 Genesee Twp 6	4	0	32
1607 Genesee Twp 7	4	0	40
1608 Genesee Twp 8	7	0	55
1609 Genesee Twp 9	0	0	27

TRUSTEE GENESEE TOWNSHIP
VOTE FOR 4

	VOTES	PERCENT		VOTES	PERCENT
01 = Craig John McPherson	241	96.02	03 = OVER VOTES	0	
02 = WRITE-IN	10	3.98	04 = UNDER VOTES	941	

	01	02	03	04
1601 Genesee Twp 1	12	0	0	44
1602 Genesee Twp 2	4	0	0	12
1603 Genesee Twp 3	24	0	0	96
1604 Genesee Twp 4	48	0	0	168
1605 Genesee Twp 5	24	7	0	77
1606 Genesee Twp 6	28	0	0	116
1607 Genesee Twp 7	30	3	0	143
1608 Genesee Twp 8	49	0	0	199
1609 Genesee Twp 9	22	0	0	86

WITH 15 OF 15 PRECINCTS REPORTING

SUPERVISOR GRAND BLANC TOWNSHIP
VOTE FOR 1

	VOTES	PERCENT
01 = Scott Bennett	1,653	99.76
02 = WRITE-IN	4	.24

	VOTES	PERCENT
03 = OVER VOTES	0	
04 = UNDER VOTES	255	

	01	02	03	04
1801 Grand Blanc Twp 1	113	2	0	31
1802 Grand Blanc Twp 2	30	0	0	5
1803 Grand Blanc Twp 3	62	0	0	10
1804 Grand Blanc Twp 4	100	0	0	11
1805 Grand Blanc Twp 5	125	0	0	28
1806 Grand Blanc Twp 6	197	0	0	30
1807 Grand Blanc Twp 7	50	0	0	9
1808 Grand Blanc Twp 8	244	0	0	34
1809 Grand Blanc Twp 9	88	0	0	14
1810 Grand Blanc Twp 10	279	1	0	23
1811 Grand Blanc Twp 11	27	1	0	2
1812 Grand Blanc Twp 12	28	0	0	7
1813 Grand Blanc Twp 13	60	0	0	8
1814 Grand Blanc Twp 14	101	0	0	20
1815 Grand Blanc Twp 15	149	0	0	23

CLERK GRANO BLANC TOWNSHIP
VOTE FOR 1

	VOTES	PERCENT
01 = Linda Kingston	687	39.26
02 = Cathy Lane	1,061	60.63
03 = WRITE-IN	2	.11

	VOTES
04 = OVER VOTES	0
05 = UNDER VOTES	163

	01	02	03	04	05
1801 Grand Blanc Twp 1	42	89	0	0	15
1802 Grand Blanc Twp 2	18	14	0	0	3
1803 Grand Blanc Twp 3	30	35	1	0	6
1804 Grand Blanc Twp 4	41	64	0	0	6
1805 Grand Blanc Twp 5	69	68	0	0	16
1806 Grand Blanc Twp 6	79	140	0	0	9
1807 Grand Blanc Twp 7	13	43	0	0	3
1808 Grand Blanc Twp 8	87	168	0	0	23
1809 Grand Blanc Twp 9	48	38	1	0	15
1810 Grand Blanc Twp 10	108	172	0	0	23
1811 Grand Blanc Twp 11	10	15	0	0	5
1812 Grand Blanc Twp 12	13	18	0	0	4
1813 Grand Blanc Twp 13	32	27	0	0	9
1814 Grand Blanc Twp 14	42	71	0	0	8
1815 Grand Blanc Twp 15	55	99	0	0	18

WITH 15 OF 15 PRECINCTS REPORTING

TREASURER GRAND BLANC TOWNSHIP
VOTE FOR 1

	VOTES	PERCENT
01 = Earl R. Guzak	1,592	99.87
02 = WRITE-IN	2	.13

	VOTES
03 = OVER VOTES	0
04 = UNDER VOTES	318

	01	02	03	04
1B01 Grand Blanc Twp 1	106	1	0	39
1802 Grand Blanc Twp 2	31	0	0	4
1803 Grand Blanc Twp 3	62	0	0	10
1804 Grand Blanc Twp 4	90	0	0	21
1805 Grand Blanc Twp 5	119	0	0	34
1B06 Grand 8lanc Twp 6	193	0	0	34
1807 Grand Blanc Twp 7	51	0	0	8
1808 Grand Blanc Twp 8	235	0	0	43
1809 Grand Blanc Twp 9	83	0	0	19
1810 Grand Blanc Twp 10	268	0	0	35
1811 Grand Blanc Twp 11	26	1	0	3
1812 Grand Blanc Twp 12	28	0	0	7
1813 Grand Blanc Twp 13	58	0	0	10
1814 Grand Blanc Twp 14	105	0	0	16
1815 Grand Blanc Twp 15	137	0	0	35

WITH 15 OF 15 PRECINCTS REPORTING

TRUSTEE GRAND BLANC TOWNSHIP
VOTE FOR 4

	VOTES	PERCENT		VOTES	PERCENT
01 = Ben Clevenger	1,008	18.28	05 = Ryan Thompson	1,168	21.18
02 = Clark D. Kent	1,338	24.27	06 = WRITE-IN	5	.09
03 = Alfred T. Mansour	1,094	19.84	07 = OVER VOTES	8	
04 = Tiffany Minder	901	16.34	08 = UNDER VOTES	2,130	

	01	02	03	04	05	06	07	08
1801 Grand Blanc Twp 1	71	90	65	62	77	3	0	216
1802 Grand Blanc Twp 2	22	25	22	24	28	0	0	19
1803 Grand Blanc Twp 3	36	55	40	35	50	0	0	72
1804 Grand Blanc Twp 4	57	82	63	61	71	0	0	110
1805 Grand Blanc Twp 5	84	101	89	68	99	0	0	171
1806 Grand Blanc Twp 6	113	163	137	99	131	1	0	268
1807 Grand Blanc Twp 7	34	44	39	23	31	0	0	65
1808 Grand Blanc Twp 8	138	178	169	127	178	0	4	318
1809 Grand Blanc Twp 9	51	67	52	48	56	0	0	134
1810 Grand Blanc Twp 10	182	223	187	152	197	0	4	267
1811 Grand Blanc Twp 11	15	20	19	16	15	0	0	35
1812 Grand Blanc Twp 12	17	23	16	18	18	0	0	48
1813 Grand Blanc Twp 13	28	47	36	28	42	0	0	91
1814 Grand Blanc Twp 14	72	91	58	66	84	0	0	113
1815 Grand Blanc Twp 15	88	129	102	74	91	1	0	203

WITH 4 OF 4 PRECINCTS REPORTING

SUPERVISOR MONTROSE TOWNSHIP
VOTE FOR 1

	VOTES	PERCENT
01 = WRITE-IN	7	100.00
02 = OVER VOTES	0	
03 = UNDER VOTES	96	

	01	02	03
2101 Montrose Twp 1	1	0	12
2102 Montrose Twp 2	1	0	21
2103 Montrose Twp 3	3	0	30
2104 Montrose Twp 4	2	0	33

CLERK MONTROSE TOWNSHIP
VOTE FOR 1

	VOTES	PERCENT
01 = WRITE-IN	7	100.00
02 = OVER VOTES	0	
03 = UNDER VOTES	96	

	01	02	03
2101 Montrose Twp 1	1	0	12
2102 Montrose Twp 2	1	0	21
2103 Montrose Twp 3	3	0	30
2104 Montrose Twp 4	2	0	33

TREASURER MONTROSE TOWNSHIP

	VOTES	PERCENT		VOTES	PERCENT
VOTE FOR 1					
01 = WRITE-IN	7	100.00			
02 = OVER VOTES	0		03 = UNDER VOTES	96	

	01	02	03
2101 Montrose Twp 1	1	0	12
2102 Montrose Twp 2	1	0	21
2103 Montrose Twp 3	3	0	30
2104 Montrose Twp 4	2	0	33

GENESEE COUNTY, MICHIGAN
2016 AUGUST ELECTION
AUGUST 2, 2016
Republican Party

WITH 4 OF 4 PRECINCTS REPORTING

TRUSTEE MONTROSE TOWNSHIP
VOTE FOR 4

	VOTES	PERCENT		VOTES	PERCENT
01 = WRITE-IN	15	100.00			
02 = OVER VOTES	0		03 = UNDER VOTES	397	

	01	02	03
2101 Montrose Twp 1	4	0	48
2102 Montrose Twp 2	1	0	87
2103 Montrose Twp 3	9	0	123
2104 Montrose Twp 4	1	0	139

WITH 13 OF 13 PRECINCTS REPORTING

SUPERVISOR MT MORRIS TOWNSHIP

VOTE FOR 1

	VOTES	PERCENT
01 = WRITE-IN	18	100.00
02 = OVER VOTES	0	
03 = UNDER VOTES	140	

	01	02	03
2301 Mt. Morris Twp 1	1	0	8
2302 Mt. Morris Twp 2	0	0	7
2303 Mt. Morris Twp 3	0	0	13
2304 Mt. Morris Twp 4	1	0	12
2306 Mt. Morris Twp 6	2	0	20
2308 Mt. Morris Twp 8	0	0	0
2309 Mt. Morris Twp 9	0	0	0
2310 Mt. Morris Twp 10	0	0	2
2311 Mt. Morris Twp 11	1	0	3
2312 Mt. Morris Twp 12	1	0	2
2313 Mt. Morris Twp 13	0	0	8
2314 Mt. Morris Twp 14	3	0	36
2315 Mt. Morris Twp 15	9	0	29

WITH 13 OF 13 PRECINCTS REPORTING

CLERK MT MORRIS TOWNSHIP
VOTE FOR 1

	VOTES	PERCENT
01 = WRITE-IN	18	100.00
02 = OVER VOTES	0	
03 = UNDER VOTES	140	

	01	02	03
2301 Mt. Morris Twp 1	1	0	8
2302 Mt. Morris Twp 2	0	0	7
2303 Mt. Morris Twp 3	0	0	13
2304 Mt. Morris Twp 4	1	0	12
2306 Mt. Morris Twp 6	2	0	20
2308 Mt. Morris Twp 8	0	0	0
2309 Mt. Morris Twp 9	0	0	0
2310 Mt. Morris Twp 10	0	0	2
2311 Mt. Morris Twp 11	2	0	2
2312 Mt. Morris Twp 12	1	0	2
2313 Mt. Morris Twp 13	0	0	8
2314 Mt. Morris Twp 14	3	0	36
2315 Mt. Morris Twp 15	8	0	30

WITH 13 OF 13 PRECINCTS REPORTING

TREASURER MT MORRIS TOWNSHIP
VOTE FOR 1

	VOTES	PERCENT		VOTES	PERCENT
01 = WRITE-IN	16	100.00			
02 = OVER VOTES	0		03 = UNDER VOTES	142	

	01	02	03
2301 Mt. Morris Twp 1	1	0	8
2302 Mt. Morris Twp 2	0	0	7
2303 Mt. Morris Twp 3	0	0	13
2304 Mt. Morris Twp 4	1	0	12
2306 Mt. Morris Twp 6	2	0	20
2308 Mt. Morris Twp 8	0	0	0
2309 Mt. Morris Twp 9	0	0	0
2310 Mt. Morris Twp 10	0	0	2
2311 Mt. Morris Twp 11	1	0	3
2312 Mt. Morris Twp 12	1	0	2
2313 Mt. Morris Twp 13	0	0	8
2314 Mt. Morris Twp 14	2	0	37
2315 Mt. Morris Twp 15	B	0	30

TRUSTEE MT MORRIS TOWNSHIP
VOTE FOR 4

	VOTES	PERCENT
01 = WRITE-IN	40	100.00
02 = OVER VOTES	0	

	VOTES	PERCENT
03 = UNDER VOTES	592	

	01	02	03
2301 Mt. Morris Twp 1	4	0	32
2302 Mt. Morris Twp 2	0	0	28
2303 Mt. Morris Twp 3	0	0	52
2304 Mt. Morris Twp 4	4	0	48
2306 Mt. Morris Twp 6	2	0	86
2308 Mt. Morris Twp 8	0	0	0
2309 Mt. Morris Twp 9	0	0	0
2310 Mt. Morris Twp 10	0	0	8
2311 Mt. Morris Twp 11	4	0	12
2312 Mt. Morris Twp 12	0	0	12
2313 Mt. Morris Twp 13	0	0	32
2314 Mt. Morris Twp 14	5	0	151
2315 Mt. Morris Twp 15	21	0	131

SUPERVISOR MUNDY TOWNSHIP
VOTE FOR 1

	VOTES	PERCENT
01 = WRITE-IN	34	100.00
02 = OVER VOTES	0	
03 = UNDER VOTES	487	

	01	02	03
2401 Mundy Twp 1	4	0	78
2402 Mundy Twp 2	1	0	60
2403 Mundy Twp 3	2	0	63
2404 Mundy Twp 4	4	0	56
2405 Mundy Twp 5	4	0	37
2406 Mundy Twp 6	6	0	54
2407 Mundy Twp 7	10	0	37
2408 Mundy Twp 8	3	0	45
2409 Mundy Twp 9	0	0	57

GENESEE COUNTY, MICHIGAN
2016 AUGUST ELECTION
AUGUST 2, 2016
Republican Party

WITH 9 OF 9 PRECINCTS REPORTING

CLERK MUNDY TOWNSHIP
VOTE FOR 1

	VOTES	PERCENT		VOTES	PERCENT
01 = WRITE-IN	30	100.00			
02 = OVER VOTES	0		03 = UNDER VOTES	491	

	01	02	03
2401 Mundy Twp 1	3	0	79
2402 Mundy Twp 2	1	0	60
2403 Mundy Twp 3	2	0	63
2404 Mundy Twp 4	4	0	56
2405 Mundy Twp 5	4	0	37
2406 Mundy Twp 6	6	0	54
2407 Mundy Twp 7	8	0	39
2408 Mundy Twp 8	2	0	46
2409 Mundy Twp 9	0	0	57

WITH 9 OF 9 PRECINCTS REPORTING

TREASURER MUNDY TOWNSHIP
VOTE FOR 1

	VOTES	PERCENT
01 = WRITE-IN	29	100.00
02 = OVER VOTES	0	
03 = UNDER VOTES	492	

	01	02	03
2401 Mundy Twp 1	3	0	79
2402 Mundy Twp 2	1	0	60
2403 Mundy Twp 3	2	0	63
2404 Mundy Twp 4	4	0	56
2405 Mundy Twp 5	4	0	37
2406 Mundy Twp 6	6	0	54
2407 Mundy Twp 7	8	0	39
2408 Mundy Twp 8	1	0	47
2409 Mundy Twp 9	0	0	57

TRUSTEE MUNDY TOWNSHIP
VOTE FOR 4

	VOTES	PERCENT
01 = WRITE-IN	66	100.00
02 = OVER VOTES	0	

03 = UNDER VOTES 2,018

	01	02	03
2401 Mundy Twp 1	13	0	315
2402 Mundy Twp 2	0	0	244
2403 Mundy Twp 3	0	0	260
2404 Mundy Twp 4	9	0	231
2405 Mundy Twp 5	5	0	159
2406 Mundy Twp 6	10	0	230
2407 Mundy Twp 7	24	0	164
2408 Mundy Twp 8	5	0	187
2409 Mundy Twp 9	0	0	228

GENESEE COUNTY, MICHIGAN
2016 AUGUST ELECTION
AUGUST 2, 2016
Republican Party

WITH 4 OF 4 PRECINCTS REPORTING

SUPERVISOR RICHFIELD TOWNSHIP

	VOTES	PERCENT
VOTE FOR 1		
01 = WRITE-IN	28	100.00
02 = OVER VOTES	0	
03 = UNDER VOTES	175	

	01	02	03
2501 Richfield Twp 1	2	0	29
2502 Richfield Twp 2	9	0	63
2503 Richfield Twp 3	12	0	58
2504 Richfield Twp 4	5	0	25

WITH 4 OF 4 PRECINCTS REPORTING

CLERK RICHFIELD TOWNSHIP
VOTE FOR 1

	VOTES	PERCENT
01 = WRITE-IN	26	100.00
02 = OVER VOTES	0	
03 = UNDER VOTES	177	

	01	02	03
2501 Richfield Twp 1	3	0	28
2502 Richfield Twp 2	8	0	64
2503 Richfield Twp 3	10	0	60
2504 Richfield Twp 4	5	0	25

WITH 4 OF 4 PRECINCTS REPORTING

TREASURER RICHFIELD TOWNSHIP

VOTE FOR 1

	VOTES	PERCENT
01 = WRITE-IN	23	100.00
02 = OVER VOTES	0	
03 = UNDER VOTES		
VOTES	180	

	01	02	03
2501 Richfield Twp 1	2	0	29
2502 Richfield Twp 2	8	0	64
2503 Richfield Twp 3	9	0	61
2504 Richfield Twp 4	4	0	26

TRUSTEE RICHFIELD TOWNSHIP
VOTE FOR 2

	VOTES	PERCENT
01 = WRITE-IN	28	100.00
02 = OVER VOTES	0	
03 = UNDER VOTES	378	

	01	02	03
2501 Richfield Twp 1	2	0	60
2502 Richfield Twp 2	7	0	137
2503 Richfield Twp 3	14	0	126
2504 Richfield Twp 4	5	0	55

WITH 4 OF 4 PRECINCTS REPORTING

SUPERVISOR THETFORD TOWNSHIP

VOTE FOR 1

	VOTES	PERCENT
01 = D. Jon Erber	138	100.00
02 = WRITE-IN	0	

	VOTES
03 = OVER VOTES	0
04 = UNDER VOTES	21

	01	02	03	04
2701 Thetford Twp 1	26	0	0	3
2702 Thetford Twp 2	24	0	0	1
2703 Thetford Twp 3	41	0	0	6
2704 Thetford Twp 4	47	0	0	11

WITH 4 OF 4 PRECINCTS REPORTING

CLERK THETFORD TOWNSHIP
VOTE FOR 1

	VOTES	PERCENT
01 = WRITE-IN	9	100.00
02 = OVER VOTES	0	

	VOTES	PERCENT
03 = UNDER VOTES	150	

	01	02	03
2701 Thetford Twp 1	4	0	25
2702 Thetford Twp 2	2	0	23
2703 Thetford Twp 3	1	0	46
2704 Thetford Twp 4	2	0	56

WITH 4 OF 4 PRECINCTS REPORTING

TREASURER THETFORD TOWNSHIP
VOTE FOR 1

	VOTES	PERCENT
01 = WRITE-IN	9	100.00
02 = OVER VOTES	0	

	VOTES	PERCENT
03 = UNDER VOTES	150	

	01	02	03
2701 Thetford Twp 1	4	0	25
2702 Thetford Twp 2	2	0	23
2703 Thetford Twp 3	1	0	46
2704 Thetford Twp 4	2	0	56

WITH 4 OF 4 PRECINCTS REPORTING

TRUSTEE THETFORD TOWNSHIP
VOTE FOR 4

	VOTES	PERCENT
01 = WRITE-IN	27	100.00
02 = OVER VOTES	0	
03 = UNDER VOTES	609	

	01	02	03
2701 Thetford Twp 1	13	0	103
2702 Thetford Twp 2	8	0	92
2703 Thetford Twp 3	1	0	187
2704 Thetford Twp 4	5	0	227

WITH 5 OF 5 PRECINCTS REPORTING

SUPERVISOR VIENNA TOWNSHIP
VOTE FOR 1

	VOTES	PERCENT
01 = WRITE-IN	24	100.00
02 = OVER VOTES	0	
03 = UNDER VOTES	263	

	01	02	03
2801 Vienna Twp 1	5	0	64
2802 Vienna Twp 2	5	0	46
2803 Vienna Twp 3	8	0	54
2804 Vienna Twp 4	2	0	48
2805 Vienna Twp 5	4	0	51

CLERK VIENNA TOWNSHIP
VOTE FOR 1

	VOTES	PERCENT
01 = WRITE-IN	23	100.00
02 = OVER VOTES	0	
03 = UNDER VOTES	264	

	01	02	03
2801 Vienna Twp 1	5	0	64
2802 Vienna Twp 2	5	0	46
2803 Vienna Twp 3	7	0	55
2804 Vienna Twp 4	2	0	48
2805 Vienna Twp 5	4	0	51

WITH 5 OF 5 PRECINCTS REPORTING

TREASURER VIENNA TOWNSHIP

	VOTES	PERCENT
VOTE FOR 1		
01 = WRITE-IN	22	100.00
02 = OVER VOTES	0	
03 = UNDER VOTES	265	

	01	02	03
2801 Vienna Twp 1	5	0	64
2802 Vienna Twp 2	5	0	46
2803 Vienna Twp 3	7	0	55
2804 Vienna Twp 4	1	0	49
2805 Vienna Twp 5	4	0	51

WITH 5 OF 5 PRECINCTS REPORTING

TRUSTEE VIENNA TOWNSHIP
VOTE FOR 4

	VOTES	PERCENT		VOTES
01 = Jeremy M. Clontz	243	96.05	03 = OVER VOTES	0
02 = WRITE-IN	10	3.95	04 = UNDER VOTES	895

	01	02	03	04
2801 Vienna Twp 1	60	4	0	212
2802 Vienna Twp 2	47	0	0	157
2803 Vienna Twp 3	51	6	0	191
2804 Vienna Twp 4	43	0	0	157
2805 Vienna Twp 5	42	0	0	178

WITH 219 OF 219 PRECINCTS REPORTING

PROSECUTING ATTORNEY GENESEE COUNTY
VOTE FOR 1

	VOTES	PERCENT		VOTES
01 = David Leyton	31,977	99.28	03 = OVER VOTES	11
02 = WRITE-IN	233	.72	04 = UNDER VOTES	5,419

	01	02	03	04
0101 Argentine Twp 1	126	0	0	33
0102 Argentine Twp 2	155	0	0	35
0103 Argentine Twp 3	38	0	0	9
0201 Atlas Twp 1	98	0	0	29
0202 Atlas Twp 2	47	1	0	7
0203 Atlas Twp 3	91	0	0	13
0204 Atlas Twp 4	63	1	0	14
0301 Burton 1	206	4	0	34
0302 Burton 2	134	3	1	23
0303 Burton 3	235	6	0	49
0304 Burton 4	129	3	0	19
0305 Burton 5	154	0	0	22
0306 Burton 6	74	1	0	8
0307 Burton 7	138	1	0	24
0308 Burton 8	196	1	0	33
0309 Burton 9	95	0	0	18
0310 Burton 10	292	2	0	58
0311 Burton 11	210	0	0	40
0312 Burton 12	177	2	0	39
0401 Clayton Twp 1	277	0	0	67
0402 Clayton Twp 2	161	1	0	39
0403 Clayton Twp 3	123	0	0	25
0404 Clayton Twp 4	106	0	0	20
0501 Clio 1	183	0	1	42
0601 Davison 1	86	0	0	12
0602 Davison 2	115	0	0	12
0603 Davison 3	121	0	0	25
0604 Davison 4	104	0	0	21
0701 Davison Twp 1	132	1	0	21
0702 Davison Twp 2	195	0	0	27
0703 Davison Twp 3	104	0	0	28
0704 Davison Twp 4	210	2	0	19
0705 Davison Twp 5	102	1	0	12
0706 Davison Twp 6	137	0	0	8
0707 Davison Twp 7	94	0	0	22
0708 Davison Twp 8	69	1	0	18
0709 Davison Twp 9	151	0	0	13
0801 Fenton 1	87	0	0	8
0802 Fenton 2	115	0	1	23
0803 Fenton 3	122	0	0	17
0804 Fenton 4	88	1	0	13
0805 Fenton 5	64	0	0	14
0901 Fenton Twp 1	98	0	0	13
0902 Fenton Twp 2	121	1	0	32
0903 Fenton Twp 3	141	0	0	22
0904 Fenton Twp 4	102	0	0	31
0905 Fenton Twp 5	133	0	0	24
0906 Fenton Twp 6	86	0	0	16
1001 Flint 1	192	1	0	32
1002 Flint 2	181	4	0	23
1003 Flint 3	64	0	1	13
1004 Flint 4	174	0	0	30
1005 Flint 5	106	0	0	19
1006 Flint 6	138	3	0	18

WITH 219 OF 219 PRECINCTS REPORTING

	VOTES	PERCENT		VOTES	PERCENT
PROSECUTING ATTORNEY GENESEE COUNTY					
VOTE FOR 1					
01 = David Leyton	31,977	99.28	03 = OVER VOTES	11	
02 = WRITE-IN	233	.72	04 = UNDER VOTES	5,419	

(CONTINUED FROM PREVIOUS PAGE)	01	02	03	04
1007 Flint 7	43	0	0	3
1008 Flint 8	149	1	0	23
1009 Flint 9	83	3	0	11
1010 Flint 10	118	2	0	8
1011 Flint 11	135	3	0	14
1012 Flint 12	112	0	0	9
1013 Flint 13	8	0	0	2
1014 Flint 14	121	2	1	6
1015 Flint 15	45	1	0	8
1016 Flint 16	118	1	0	15
1017 Flint 17	70	2	0	8
1018 Flint 18	48	0	0	6
1019 Flint 19	38	1	0	4
1020 Flint 20	74	0	0	8
1021 Flint 21	32	2	0	6
1022 Flint 22	171	0	0	17
1023 Flint 23	41	1	0	8
1024 Flint 24	56	1	0	5
1025 Flint 25	117	2	0	9
1026 Flint 26	62	0	0	4
1027 Flint 27	12	0	0	3
1028 Flint 28	118	1	0	20
1029 Flint 29	152	3	0	22
1030 Flint 30	5	1	0	0
1031 Flint 31	58	1	0	16
1032 Flint 32	25	0	0	6
1033 Flint 33	18	0	0	0
1034 Flint 34	8	0	0	3
1035 Flint 35	14	0	0	2
1036 Flint 36	5	0	0	1
1037 Flint 37	71	4	0	7
1038 Flint 38	21	0	0	5
1039 Flint 39	93	2	0	9
1040 Flint 40	255	2	0	28
1041 Flint 41	90	2	0	7
1042 Flint 42	143	1	0	26
1043 Flint 43	33	1	0	3
1044 Flint 44	97	0	0	15
1045 Flint 45	245	5	0	29
1046 Flint 46	202	1	0	32
1047 Flint 47	62	0	0	6
1048 Flint 48	205	0	0	38
1049 Flint 49	338	0	0	33
1050 Flint 50	228	5	0	35
1051 Flint 51	160	1	0	35
1052 Flint 52	94	2	0	13
1053 Flint 53	92	2	0	14
1054 Flint 54	43	2	0	9
1055 Flint 55	84	1	0	12
1056 Flint 56	261	2	0	34
1057 Flint 57	162	3	0	26
1058 Flint 58	113	1	1	14
1059 Flint 59	37	0	0	8
1060 Flint 60	210	1	0	31

WITH 219 OF 219 PRECINCTS REPORTING

PROSECUTING ATTORNEY GENESEE COUNTY
VOTE FOR 1

	VOTES	PERCENT		VOTES	PERCENT
01 = David Leyton	31,977	99.28	03 = OVER VOTES	11	
02 = WRITE-IN	233	.72	04 = UNDER VOTES	5,419	

(CONTINUED FROM PREVIOUS PAGE)	01	02	03	04
1061 Flint 61	10	0	0	2
1101 Flint Twp 1	495	0	0	61
1102 Flint Twp 2	231	2	0	29
1103 Flint Twp 3	273	2	0	52
1104 Flint Twp 4	382	1	0	46
1105 Flint Twp 5	312	3	0	47
1106 Flint Twp 6	250	2	0	33
1107 Flint Twp 7	247	1	0	20
1108 Flint Twp 8	12	0	0	2
1109 Flint Twp 9	125	5	0	8
1110 Flint Twp 10	137	2	0	30
1111 Flint Twp 11	137	4	0	27
1112 Flint Twp 12	137	1	0	28
1113 Flint Twp 13	156	0	0	26
1114 Flint Twp 14	198	2	0	26
1115 Flint Twp 15	194	1	0	27
1201 Flushing 1	168	0	0	25
1202 Flushing 2	176	0	0	42
1203 Flushing 3	269	0	0	42
1204 Flushing 4	237	0	0	57
1205 Flushing 5	241	5	0	32
1301 Flushing Twp 1	181	2	0	33
1302 Flushing Twp 2	247	2	1	33
1303 Flushing Twp 3	184	0	0	40
1304 Flushing Twp 4	117	0	0	26
1305 Flushing Twp 5	172	1	0	32
1306 Flushing Twp 6	130	1	0	31
1307 Flushing Twp 7	166	1	0	28
1401 Forest Twp 1	115	0	0	28
1402 Forest Twp 2	211	0	0	33
1403 Forest Twp 3	162	0	0	26
1501 Gaines Twp 1	142	2	1	38
1502 Gaines Twp 2	113	1	0	16
1503 Gaines Twp 3	70	0	0	18
1504 Gaines Twp 4	143	1	0	41
1601 Genesee Twp 1	86	0	0	17
1602 Genesee Twp 2	128	0	0	12
1603 Genesee Twp 3	170	1	0	16
1604 Genesee Twp 4	328	1	1	79
1605 Genesee Twp 5	132	0	0	23
1606 Genesee Twp 6	230	2	0	26
1607 Genesee Twp 7	208	1	0	35
1608 Genesee Twp 8	318	0	0	46
1609 Genesee Twp 9	264	1	1	35
1701 Grand Blanc 1	155	0	0	41
1702 Grand Blanc 2	111	0	0	25
1703 Grand Blanc 3	174	0	0	31
1704 Grand Blanc 4	175	2	0	25
1801 Grand Blanc Twp 1	299	2	0	45
1802 Grand Blanc Twp 2	89	1	0	16
1803 Grand Blanc Twp 3	150	3	0	22
1804 Grand Blanc Twp 4	195	3	0	37
1805 Grand Blanc Twp 5	223	1	0	35
1806 Grand Blanc Twp 6	256	1	0	49

WITH 219 OF 219 PRECINCTS REPORTING

PROSECUTING ATTORNEY GENESEE COUNTY
VOTE FOR 1

	VOTES	PERCENT
01 = David Leyton	31,977	99.28
02 = WRITE-IN	233	.72

	VOTES
03 = OVER VOTES	11
04 = UNDER VOTES	5,419

(CONTINUED FROM PREVIOUS PAGE)	01	02	03	04
1807 Grand Blanc Twp 7	230	1	0	25
1808 Grand Blanc Twp 8	198	0	0	54
1809 Grand Blanc Twp 9	195	4	0	28
1810 Grand Blanc Twp 10	213	0	0	49
1811 Grand Blanc Twp 11	83	0	0	15
1812 Grand Blanc Twp 12	118	1	0	14
1813 Grand Blanc Twp 13	160	1	0	19
1814 Grand Blanc Twp 14	206	2	0	52
1815 Grand Blanc Twp 15	125	0	0	26
1901 Linden 1	133	0	0	16
1902 Linden 2	135	0	0	24
2001 Montrose 1	75	0	0	23
2101 Montrose Twp 1	84	0	0	14
2102 Montrose Twp 2	66	1	0	17
2103 Montrose Twp 3	91	1	0	30
2104 Montrose Twp 4	104	1	0	19
2201 Mt. Morris 1	62	1	0	4
2202 Mt. Morris 2	98	0	0	9
2301 Mt. Morris Twp 1	108	0	0	22
2302 Mt. Morris Twp 2	91	3	0	16
2303 Mt. Morris Twp 3	172	1	0	15
2304 Mt. Morris Twp 4	125	0	0	20
2306 Mt. Morris Twp 6	143	1	0	34
2308 Mt. Morris Twp 8	59	1	0	6
2309 Mt. Morris Twp 9	91	2	0	13
2310 Mt. Morris Twp 10	166	3	0	16
2311 Mt. Morris Twp 11	176	3	0	19
2312 Mt. Morris Twp 12	165	5	0	18
2313 Mt. Morris Twp 13	266	1	0	33
2314 Mt. Morris Twp 14	227	1	0	40
2315 Mt. Morris Twp 15	202	0	0	41
2401 Mundy Twp 1	244	3	0	42
2402 Mundy Twp 2	174	0	0	37
2403 Mundy Twp 3	211	0	0	43
2404 Mundy Twp 4	201	0	0	38
2405 Mundy Twp 5	114	5	0	20
2406 Mundy Twp 6	150	0	0	22
2407 Mundy Twp 7	143	1	0	21
2408 Mundy Twp 8	117	2	0	21
2409 Mundy Twp 9	76	0	0	21
2501 Richfield Twp 1	148	1	0	16
2502 Richfield Twp 2	313	1	0	55
2503 Richfield Twp 3	191	2	0	57
2504 Richfield Twp 4	117	0	0	29
2601 Swartz Creek 1	173	1	0	21
2602 Swartz Creek 2	133	1	0	17
2603 Swartz Creek 3	103	0	0	20
2604 Swartz Creek 4	238	3	0	38
2701 Thetford Twp 1	187	0	0	49
2702 Thetford Twp 2	157	0	0	43
2703 Thetford Twp 3	229	4	0	82
2704 Thetford Twp 4	255	2	0	75
2801 Vienna Twp 1	273	2	0	45
2802 Vienna Twp 2	220	1	0	53

PROSECUTING ATTORNEY GENESEE COUNTY
VOTE FOR 1

	VOTES	PERCENT		VOTES	PERCENT
01 = David Leyton	31,977	99.28	03 = OVER VOTES	11	
02 = WRITE-IN	233	.72	04 = UNDER VOTES	5,419	

(CONTINUED FROM PREVIOUS PAGE)	01	02	03	04
2803 Vienna Twp 3	259	1	0	34
2804 Vienna Twp 4	217	0	0	50
2805 Vienna Twp 5	201	1	1	37

WITH 219 OF 219 PRECINCTS REPORTING

SHERIFF GENESEE COUNTY
VOTE FOR 1

	VOTES	PERCENT
01 = Dan Allen	15,408	42.19
02 = Robert J. Pickell	21,012	57.54
03 = WRITE-IN	100	.27

	VOTES	PERCENT
04 = OVER VOTES	33	
05 = UNDER VOTES	1,087	

	01	02	03	04	05
0101 Argentine Twp 1	84	71	0	0	4
0102 Argentine Twp 2	100	88	0	0	2
0103 Argentine Twp 3	23	20	1	0	3
0201 Atlas Twp 1	52	69	0	0	6
0202 Atlas Twp 2	21	33	0	0	1
0203 Atlas Twp 3	55	45	0	1	3
0204 Atlas Twp 4	41	33	0	0	4
0301 Burton 1	111	128	0	1	4
0302 Burton 2	67	93	0	0	1
0303 Burton 3	145	139	0	0	6
0304 Burton 4	68	81	0	0	2
0305 Burton 5	84	89	1	0	2
0306 Burton 6	36	45	1	0	1
0307 Burton 7	62	97	0	0	4
0308 Burton 8	106	119	0	0	5
0309 Burton 9	55	58	0	0	0
0310 Burton 10	165	183	1	0	3
0311 Burton 11	123	123	1	0	3
0312 Burton 12	97	120	0	0	1
0401 Clayton Twp 1	129	203	0	1	11
0402 Clayton Twp 2	85	107	0	1	8
0403 Clayton Twp 3	76	68	0	0	4
0404 Clayton Twp 4	71	50	2	0	3
0501 Clio 1	87	129	1	0	9
0601 Davison 1	37	59	0	0	2
0602 Davison 2	52	70	0	0	5
0603 Davison 3	66	74	0	0	6
0604 Davison 4	63	60	0	0	2
0701 Davison Twp 1	68	82	1	0	3
0702 Davison Twp 2	109	98	0	0	15
0703 Davison Twp 3	65	67	0	0	0
0704 Davison Twp 4	110	113	0	1	7
0705 Davison Twp 5	44	68	1	0	2
0706 Davison Twp 6	64	75	0	1	5
0707 Davison Twp 7	52	61	0	1	2
0708 Davison Twp 8	43	44	0	0	1
0709 Davison Twp 9	84	77	0	0	3
0801 Fenton 1	35	58	0	0	2
0802 Fenton 2	53	81	1	0	4
0803 Fenton 3	63	73	0	0	3
0804 Fenton 4	48	49	1	0	4
0805 Fenton 5	28	47	0	0	3
0901 Fenton Twp 1	34	74	0	0	3
0902 Fenton Twp 2	54	95	0	0	5
0903 Fenton Twp 3	63	92	0	0	8
0904 Fenton Twp 4	46	86	0	0	1
0905 Fenton Twp 5	65	88	0	0	4
0906 Fenton Twp 6	53	48	0	0	1
1001 Flint 1	86	132	0	0	7
1002 Flint 2	83	121	1	0	3
1003 Flint 3	34	43	0	0	1
1004 Flint 4	82	117	0	0	5
1005 Flint 5	53	69	0	0	3

WITH 219 OF 219 PRECINCTS REPORTING

SHERIFF GENESEE COUNTY
VOTE FOR 1

	VOTES	PERCENT
01 = Dan Allen	15,408	42.19
02 = Robert J. Pickell	21,012	57.54
03 = WRITE-IN	100	.27

	VOTES
04 = OVER VOTES	33
05 = UNDER VOTES	1,087

(CONTINUED FROM PREVIOUS PAGE)	01	02	03	04	05
1006 Flint 6	53	99	2	0	5
1007 Flint 7	18	26	0	0	2
1008 Flint 8	67	103	0	0	3
1009 Flint 9	28	64	4	0	1
1010 Flint 10	47	79	1	0	1
1011 Flint 11	53	93	0	0	6
1012 Flint 12	45	74	0	2	0
1013 Flint 13	4	6	0	0	0
1014 Flint 14	34	90	2	1	3
1015 Flint 15	18	33	0	0	3
1016 Flint 16	43	90	0	0	1
1017 Flint 17	26	51	1	0	2
1018 Flint 18	18	35	0	0	1
1019 Flint 19	11	32	0	0	0
1020 Flint 20	26	54	1	0	1
1021 Flint 21	14	26	0	0	0
1022 Flint 22	80	104	1	0	3
1023 Flint 23	23	24	0	0	3
1024 Flint 24	23	39	0	0	0
1025 Flint 25	59	69	0	0	0
1026 Flint 26	29	36	0	0	1
1027 Flint 27	8	7	0	0	0
1028 Flint 28	57	80	0	0	2
1029 Flint 29	63	110	0	0	4
1030 Flint 30	3	3	0	0	0
1031 Flint 31	29	43	0	0	3
1032 Flint 32	12	18	0	0	1
1033 Flint 33	12	6	0	0	0
1034 Flint 34	1	10	0	0	0
1035 Flint 35	8	8	0	0	0
1036 Flint 36	4	2	0	0	0
1037 Flint 37	33	46	1	0	2
1038 Flint 38	15	11	0	0	0
1039 Flint 39	41	59	0	0	4
1040 Flint 40	93	181	0	1	10
1041 Flint 41	38	56	3	0	2
1042 Flint 42	76	85	2	0	7
1043 Flint 43	13	22	0	0	2
1044 Flint 44	49	62	0	0	1
1045 Flint 45	127	140	3	0	9
1046 Flint 46	69	156	0	0	10
1047 Flint 47	27	41	0	0	0
1048 Flint 48	98	138	0	1	6
1049 Flint 49	144	216	0	0	11
1050 Flint 50	105	157	0	1	5
1051 Flint 51	81	111	0	0	4
1052 Flint 52	38	67	0	0	4
1053 Flint 53	43	64	0	0	1
1054 Flint 54	23	27	0	0	4
1055 Flint 55	48	46	2	0	1
1056 Flint 56	104	188	0	0	5
1057 Flint 57	79	108	0	0	4
1058 Flint 58	41	86	0	2	0

WITH 219 OF 219 PRECINCTS REPORTING

SHERIFF GENESEE COUNTY
VOTE FOR 1

	VOTES	PERCENT
01 = Dan Allen	15,408	42.19
02 = Robert J. Pickell	21,012	57.54
03 = WRITE-IN	100	.27

	VOTES
04 = OVER VOTES	33
05 = UNDER VOTES	1,087

(CONTINUED FROM PREVIOUS PAGE)	01	02	03	04	05
1059 Flint 59	20	25	0	0	0
1060 Flint 60	93	143	1	0	5
1061 Flint 61	7	5	0	0	0
1101 Flint Twp 1	196	338	1	0	21
1102 Flint Twp 2	106	148	0	0	8
1103 Flint Twp 3	129	183	2	1	12
1104 Flint Twp 4	154	260	1	0	14
1105 Flint Twp 5	132	221	0	0	9
1106 Flint Twp 6	125	155	0	0	5
1107 Flint Twp 7	99	159	1	0	9
1108 Flint Twp 8	5	9	0	0	0
1109 Flint Twp 9	55	76	2	0	5
1110 Flint Twp 10	66	96	0	0	7
1111 Flint Twp 11	80	81	0	0	7
1112 Flint Twp 12	83	77	0	0	6
1113 Flint Twp 13	69	105	0	0	8
1114 Flint Twp 14	98	123	1	0	4
1115 Flint Twp 15	82	132	0	0	8
1201 Flushing 1	64	123	1	1	4
1202 Flushing 2	77	134	0	0	7
1203 Flushing 3	109	194	0	0	8
1204 Flushing 4	98	194	0	0	2
1205 Flushing 5	106	165	1	0	6
1301 Flushing Twp 1	85	118	0	0	13
1302 Flushing Twp 2	123	151	1	1	7
1303 Flushing Twp 3	70	149	0	0	5
1304 Flushing Twp 4	45	94	0	0	4
1305 Flushing Twp 5	69	126	0	0	10
1306 Flushing Twp 6	58	97	0	0	7
1307 Flushing Twp 7	69	120	0	0	6
1401 Forest Twp 1	55	77	0	0	11
1402 Forest Twp 2	109	118	3	1	13
1403 Forest Twp 3	97	84	0	0	7
1501 Gaines Twp 1	80	93	1	0	9
1502 Gaines Twp 2	62	67	0	0	1
1503 Gaines Twp 3	48	38	0	0	2
1504 Gaines Twp 4	87	91	0	0	7
1601 Genesee Twp 1	37	62	0	0	4
1602 Genesee Twp 2	56	80	3	0	1
1603 Genesee Twp 3	56	126	1	0	4
1604 Genesee Twp 4	178	211	0	1	19
1605 Genesee Twp 5	73	74	1	0	7
1606 Genesee Twp 6	115	135	1	0	7
1607 Genesee Twp 7	117	118	0	0	9
1608 Genesee Twp 8	170	183	1	0	10
1609 Genesee Twp 9	136	159	2	0	4
1701 Grand Blanc 1	93	98	0	0	5
1702 Grand Blanc 2	56	76	0	1	3
1703 Grand Blanc 3	82	115	0	0	8
1704 Grand Blanc 4	85	104	1	0	12
1801 Grand Blanc Twp 1	150	181	1	1	13
1802 Grand Blanc Twp 2	44	59	0	0	3
1803 Grand Blanc Twp 3	71	101	0	0	3

WITH 219 OF 219 PRECINCTS REPORTING

SHERIFF GENESEE COUNTY
VOTE FOR 1

	VOTES	PERCENT
01 = Dan Allen	15,408	42.19
02 = Robert J. Pickell	21,012	57.54
03 = WRITE-IN	100	.27

	VOTES
04 = OVER VOTES	33
05 = UNDER VOTES	1,087

(CONTINUED FROM PREVIOUS PAGE)	01	02	03	04	05
1804 Grand Blanc Twp 4	92	129	1	1	12
1805 Grand Blanc Twp 5	98	157	0	0	4
1806 Grand Blanc Twp 6	116	179	1	0	10
1807 Grand Blanc Twp 7	86	163	0	0	7
1808 Grand Blanc Twp 8	94	148	2	0	8
1809 Grand Blanc Twp 9	93	124	1	0	9
1810 Grand Blanc Twp 10	107	145	0	0	10
1811 Grand Blanc Twp 11	46	52	0	0	0
1812 Grand Blanc Twp 12	49	78	1	0	5
1813 Grand Blanc Twp 13	73	102	2	0	3
1814 Grand Blanc Twp 14	107	140	3	0	10
1815 Grand Blanc Twp 15	59	86	0	0	6
1901 Linden 1	59	84	1	0	5
1902 Linden 2	67	89	0	0	3
2001 Montrose 1	37	57	0	0	4
2101 Montrose Twp 1	45	52	0	0	1
2102 Montrose Twp 2	39	37	1	0	7
2103 Montrose Twp 3	54	61	0	1	6
2104 Montrose Twp 4	58	63	0	0	3
2201 Mt. Morris 1	24	43	0	0	0
2202 Mt. Morris 2	42	65	0	0	0
2301 Mt. Morris Twp 1	51	69	0	0	10
2302 Mt. Morris Twp 2	37	72	0	0	1
2303 Mt. Morris Twp 3	73	113	D	0	2
2304 Mt. Morris Twp 4	54	84	0	0	7
2306 Mt. Morris Twp 6	59	114	0	0	5
2308 Mt. Morris Twp 8	27	38	1	0	0
2309 Mt. Morris Twp 9	45	58	0	0	3
2310 Mt. Morris Twp 10	63	109	2	1	10
2311 Mt. Morris Twp 11	64	123	1	1	9
2312 Mt. Morris Twp 12	76	102	1	1	8
2313 Mt. Morris Twp 13	108	184	1	0	7
2314 Mt. Morris Twp 14	94	164	2	0	8
2315 Mt. Morris Twp 15	96	141	0	0	6
2401 Mundy Twp 1	122	161	1	0	5
2402 Mundy Twp 2	98	103	0	0	10
2403 Mundy Twp 3	112	135	0	0	7
2404 Mundy Twp 4	116	118	0	1	4
2405 Mundy Twp 5	61	72	2	0	4
2406 Mundy Twp 6	73	93	0	0	6
2407 Mundy Twp 7	76	82	0	0	7
2408 Mundy Twp 8	62	76	0	0	2
2409 Mundy Twp 9	37	57	0	0	3
2501 Richfield Twp 1	66	93	1	0	5
2502 Richfield Twp 2	174	184	0	1	10
2503 Richfield Twp 3	118	115	1	0	16
2504 Richfield Twp 4	66	76	0	0	4
2601 Swartz Creek 1	78	111	2	0	4
2602 Swartz Creek 2	70	79	1	0	1
2603 Swartz Creek 3	49	67	1	0	6
2604 Swartz Creek 4	104	165	0	0	10
2701 Thetford Twp 1	93	132	1	2	8
2702 Thetford Twp 2	94	96	0	0	10

SHERIFF GENESEE COUNTY

	VOTES	PERCENT
VOTE FOR 1		
01 = Dan Allen	15,408	42.19
02 = Robert J. Pickell	21,012	57.54
03 = WRITE-IN	100	.27

	VOTES	PERCENT
04 = OVER VOTES	33	
05 = UNDER VOTES	1,087	

(CONTINUED FROM PREVIOUS PAGE)	01	02	03	04	05
2703 Thetford Twp 3	146	151	1	0	17
2704 Thetford Twp 4	134	178	0	0	20
2801 Vienna Twp 1	149	161	1	1	8
2802 Vienna Twp 2	97	173	0	0	4
2803 Vienna Twp 3	118	170	1	0	5
2804 Vienna Twp 4	98	157	2	0	10
2805 Vienna Twp 5	95	138	1	1	5

WITH 219 OF 219 PRECINCTS REPORTING

CLERK/REGISTER OF DEEDS GENESEE COUNTY
VOTE FOR 1

	VOTES	PERCENT
01 = John J. Gleason	31,901	99.35
02 = WRITE-IN	210	.65

	VOTES
03 = OVER VOTES	14
04 = UNDER VOTES	5,515

	01	02	03	04
0101 Argentine Twp 1	131	0	0	28
0102 Argentine Twp 2	161	0	0	29
0103 Argentine Twp 3	39	0	0	8
0201 Atlas Twp 1	98	2	1	26
0202 Atlas Twp 2	45	0	0	10
0203 Atlas Twp 3	84	0	0	20
0204 Atlas Twp 4	61	1	0	16
0301 Burton 1	208	1	0	35
0302 Burton 2	139	2	0	20
0303 Burton 3	231	4	1	54
0304 Burton 4	128	4	0	19
0305 Burton 5	140	2	0	34
0306 Burton 6	75	1	0	7
0307 Burton 7	139	2	0	22
0308 Burton 8	190	1	0	39
0309 Burton 9	100	0	0	13
0310 Burton 10	292	0	0	60
0311 Burton 11	202	1	0	47
0312 Burton 12	175	1	0	42
0401 Clayton Twp 1	281	1	0	62
0402 Clayton Twp 2	159	4	0	38
0403 Clayton Twp 3	121	0	0	27
0404 Clayton Twp 4	105	3	0	18
0501 Clio 1	196	0	0	30
0601 Davison 1	84	0	0	14
0602 Davison 2	116	0	0	11
0603 Davison 3	124	0	0	22
0604 Davison 4	107	0	0	18
0701 Davison Twp 1	129	1	0	24
0702 Davison Twp 2	194	0	0	28
0703 Davison Twp 3	102	1	0	29
0704 Davison Twp 4	195	2	0	34
0705 Davison Twp 5	101	0	0	14
0706 Davison Twp 6	133	1	0	11
0707 Davison Twp 7	91	1	0	24
0708 Davison Twp 8	70	0	0	18
0709 Davison Twp 9	144	2	0	18
0801 Fenton 1	84	0	0	11
0802 Fenton 2	118	0	0	21
0803 Fenton 3	126	0	0	13
0804 Fenton 4	84	2	1	15
0805 Fenton 5	67	0	0	11
0901 Fenton Twp 1	93	0	0	18
0902 Fenton Twp 2	114	0	0	40
0903 Fenton Twp 3	136	0	0	27
0904 Fenton Twp 4	102	0	0	31
0905 Fenton Twp 5	127	0	0	30
0906 Fenton Twp 6	83	0	0	19
1001 Flint 1	200	2	0	23
1002 Flint 2	183	1	0	24
1003 Flint 3	67	1	0	10
1004 Flint 4	185	1	0	18
1005 Flint 5	108	1	0	16
1006 Flint 6	141	2	0	16

WITH 219 OF 219 PRECINCTS REPORTING

CLERK/REGISTER OF DEEDS GENESEE COUNTY
VOTE FOR 1

	VOTES	PERCENT
01 = John J. Gleason	31,901	99.35
02 = WRITE-IN	210	.65

	VOTES
03 = OVER VOTES	14
04 = UNDER VOTES	5,515

(CONTINUED FROM PREVIOUS PAGE)	01	02	03	04
1007 Flint 7	44	1	0	1
1008 Flint 8	152	2	0	19
1009 Flint 9	90	1	0	6
1010 Flint 10	121	1	0	6
1011 Flint 11	145	1	0	6
1012 Flint 12	108	1	0	12
1013 Flint 13	8	0	0	2
1014 Flint 14	122	0	1	7
1015 Flint 15	49	0	0	5
1016 Flint 16	122	3	0	9
1017 Flint 17	73	2	0	5
1018 Flint 18	46	1	0	7
1019 Flint 19	39	1	0	3
1020 Flint 20	78	1	0	3
1021 Flint 21	34	1	0	5
1022 Flint 22	168	0	0	20
1023 Flint 23	41	0	0	9
1024 Flint 24	58	0	0	4
1025 Flint 25	115	1	0	12
1026 Flint 26	62	1	0	3
1027 Flint 27	13	0	0	2
1028 Flint 28	124	1	0	14
1029 Flint 29	158	5	0	14
1030 Flint 30	6	0	0	0
1031 Flint 31	65	1	0	9
1032 Flint 32	24	0	0	7
1033 Flint 33	18	0	0	0
1034 Flint 34	8	0	0	3
1035 Flint 35	14	0	0	2
1036 Flint 36	5	0	0	1
1037 Flint 37	75	3	0	4
1038 Flint 38	22	0	0	4
1039 Flint 39	96	1	0	7
1040 Flint 40	255	0	0	30
1041 Flint 41	91	1	0	7
1042 Flint 42	141	1	0	28
1043 Flint 43	33	0	0	4
1044 Flint 44	102	1	0	9
1045 Flint 45	244	3	1	31
1046 Flint 46	191	1	0	43
1047 Flint 47	62	0	0	6
1048 Flint 48	191	0	0	52
1049 Flint 49	335	2	0	34
1050 Flint 50	238	1	0	29
1051 Flint 51	157	1	0	38
1052 Flint 52	95	0	0	14
1053 Flint 53	91	1	0	16
1054 Flint 54	48	0	0	6
1055 Flint 55	91	0	0	6
1056 Flint 56	263	2	0	32
1057 Flint 57	169	1	0	21
1058 Flint 58	113	3	0	13
1059 Flint 59	39	0	0	6
1060 Flint 60	210	0	0	32

WITH 219 OF 219 PRECINCTS REPORTING

CLERK/REGISTER OF DEEDS GENESEE COUNTY
VOTE FOR 1

	VOTES	PERCENT
01 = John J. Gleason	31,901	99.35
02 = WRITE-IN	210	.65

	VOTES
03 = OVER VOTES	14
04 = UNDER VOTES	5,515

(CONTINUED FROM PREVIOUS PAGE)	01	02	03	04
1061 Flint 61	11	1	0	0
1101 Flint Twp 1	447	3	0	106
1102 Flint Twp 2	227	2	1	32
1103 Flint Twp 3	275	1	0	51
1104 Flint Twp 4	367	4	0	58
1105 Flint Twp 5	300	1	1	60
1106 Flint Twp 6	254	2	0	29
1107 Flint Twp 7	245	0	0	23
1108 Flint Twp 8	13	0	0	1
1109 Flint Twp 9	123	1	0	14
1110 Flint Twp 10	138	0	0	31
1111 Flint Twp 11	139	4	0	25
1112 Flint Twp 12	144	1	0	21
1113 Flint Twp 13	143	3	0	36
1114 Flint Twp 14	198	1	0	27
1115 Flint Twp 15	186	2	0	34
1201 Flushing 1	175	0	0	18
1202 Flushing 2	179	0	0	39
1203 Flushing 3	265	1	0	45
1204 Flushing 4	237	1	0	56
1205 Flushing 5	239	3	0	36
1301 Flushing Twp 1	185	0	0	31
1302 Flushing Twp 2	253	1	0	29
1303 Flushing Twp 3	177	2	0	45
1304 Flushing Twp 4	116	0	0	27
1305 Flushing Twp 5	165	2	0	38
1306 Flushing Twp 6	135	0	0	27
1307 Flushing Twp 7	171	2	0	22
1401 Forest Twp 1	120	1	0	22
1402 Forest Twp 2	212	0	0	32
1403 Forest Twp 3	164	1	2	21
1501 Gaines Twp 1	148	2	0	33
1502 Gaines Twp 2	111	1	0	18
1503 Gaines Twp 3	66	0	0	22
1504 Gaines Twp 4	143	0	0	42
1601 Genesee Twp 1	90	2	0	11
1602 Genesee Twp 2	131	0	0	9
1603 Genesee Twp 3	170	1	0	16
1604 Genesee Twp 4	335	1	1	72
1605 Genesee Twp 5	134	0	0	21
1606 Genesee Twp 6	231	1	0	26
1607 Genesee Twp 7	203	3	0	38
1608 Genesee Twp 8	316	0	0	48
1609 Genesee Twp 9	265	1	0	35
1701 Grand Blanc 1	158	0	0	38
1702 Grand Blanc 2	111	0	0	25
1703 Grand Blanc 3	164	1	0	40
1704 Grand Blanc 4	165	0	0	37
1801 Grand Blanc Twp 1	296	1	1	48
1802 Grand Blanc Twp 2	88	1	0	17
1803 Grand Blanc Twp 3	154	1	0	20
1804 Grand Blanc Twp 4	188	0	0	47
1805 Grand Blanc Twp 5	216	0	0	43
1806 Grand Blanc Twp 6	258	0	0	48

WITH 219 OF 219 PRECINCTS REPORTING

CLERK/REGISTER OF DEEDS GENESEE COUNTY
VOTE FOR 1

	VOTES	PERCENT
01 = John J. Gleason	31,901	99.35
02 = WRITE-IN	210	.65

	VOTES
03 = OVER VOTES	14
04 = UNDER VOTES	5,515

(CONTINUED FROM PREVIOUS PAGE)	01	02	03	04
1807 Grand Blanc Twp 7	223	1	0	32
1808 Grand Blanc Twp 8	176	0	0	76
1809 Grand Blanc Twp 9	188	1	0	38
1810 Grand Blanc Twp 10	204	1	0	57
1811 Grand Blanc Twp 11	85	1	0	12
1812 Grand Blanc Twp 12	114	1	0	18
1813 Grand Blanc Twp 13	154	0	0	26
1814 Grand Blanc Twp 14	197	3	0	60
1815 Grand Blanc Twp 15	119	1	0	31
1901 Linden 1	126	1	0	22
1902 Linden 2	129	0	1	29
2001 Montrose 1	78	1	0	19
2101 Montrose Twp 1	86	0	0	12
2102 Montrose Twp 2	71	1	0	12
2103 Montrose Twp 3	93	1	0	28
2104 Montrose Twp 4	107	0	0	17
2201 Mt. Morris 1	59	0	0	8
2202 Mt. Morris 2	97	0	0	10
2301 Mt. Morris Twp 1	104	1	0	25
2302 Mt. Morris Twp 2	102	0	0	8
2303 Mt. Morris Twp 3	169	0	0	19
2304 Mt. Morris Twp 4	130	0	1	14
2306 Mt. Morris Twp 6	149	0	0	29
2308 Mt. Morris Twp 8	55	3	0	8
2309 Mt. Morris Twp 9	89	2	1	14
2310 Mt. Morris Twp 10	172	1	0	12
2311 Mt. Morris Twp 11	180	1	0	17
2312 Mt. Morris Twp 12	174	0	0	14
2313 Mt. Morris Twp 13	271	3	0	26
2314 Mt. Morris Twp 14	234	0	0	34
2315 Mt. Morris Twp 15	203	2	0	38
2401 Mundy Twp 1	252	2	0	35
2402 Mundy Twp 2	165	0	0	46
2403 Mundy Twp 3	205	1	0	48
2404 Mundy Twp 4	193	0	0	46
2405 Mundy Twp 5	118	3	0	18
2406 Mundy Twp 6	142	1	0	29
2407 Mundy Twp 7	147	1	0	17
2408 Mundy Twp 8	120	0	0	20
2409 Mundy Twp 9	78	0	0	19
2501 Richfield Twp 1	145	1	0	19
2502 Richfield Twp 2	311	1	0	57
2503 Richfield Twp 3	196	1	0	53
2504 Richfield Twp 4	119	0	0	27
2601 Swartz Creek 1	168	3	0	24
2602 Swartz Creek 2	134	0	0	17
2603 Swartz Creek 3	109	0	0	14
2604 Swartz Creek 4	235	1	0	43
2701 Thetford Twp 1	187	1	0	48
2702 Thetford Twp 2	150	2	0	48
2703 Thetford Twp 3	235	6	0	74
2704 Thetford Twp 4	255	2	0	75
2801 Vienna Twp 1	282	2	0	36
2802 Vienna Twp 2	224	1	0	49

WITH 219 OF 219 PRECINCTS REPORTING

CLERK/REGISTER OF DEEDS GENESEE COUNTY
VOTE FOR 1

	VOTES	PERCENT
01 = John J. Gleason	31,901	99.35
02 = WRITE-IN	210	.65

	VOTES
03 = OVER VOTES	14
04 = UNDER VOTES	5,515

(CONTINUED FROM PREVIOUS PAGE)	01	02	03	04
2803 Vienna Twp 3	260	2	0	32
2804 Vienna Twp 4	224	2	0	41
2805 Vienna Twp 5	195	0	0	45

WITH 219 OF 219 PRECINCTS REPORTING

TREASURER GENESEE COUNTY
VOTE FOR 1

	VOTES	PERCENT
01 = Deborah Cherry	31,872	99.40
02 = WRITE-IN	192	.60

	VOTES
03 = OVER VOTES	11
04 = UNDER VOTES	5,565

	01	02	03	04
0101 Argentine Twp 1	128	0	0	31
0102 Argentine Twp 2	160	0	0	30
0103 Argentine Twp 3	39	0	0	8
0201 Atlas Twp 1	99	1	0	27
0202 Atlas Twp 2	50	0	0	5
0203 Atlas Twp 3	89	0	0	15
0204 Atlas Twp 4	63	0	0	15
0301 Burton 1	212	1	0	31
0302 Burton 2	142	1	0	18
0303 Burton 3	234	3	1	52
0304 Burton 4	135	4	0	12
0305 Burton 5	146	1	0	29
0306 Burton 6	74	1	1	7
0307 Burton 7	136	2	0	25
0308 Burton 8	194	0	0	36
0309 Burton 9	98	0	0	15
0310 Burton 10	295	0	1	56
0311 Burton 11	205	2	0	43
0312 Burton 12	178	3	0	37
0401 Clayton Twp 1	273	0	0	71
0402 Clayton Twp 2	161	0	0	40
0403 Clayton Twp 3	113	2	0	33
0404 Clayton Twp 4	103	0	0	23
0501 Clio 1	196	1	1	28
0601 Davison 1	86	0	0	12
0602 Davison 2	116	0	0	11
0603 Davison 3	123	1	0	22
0604 Davison 4	108	0	0	17
0701 Davison Twp 1	129	1	0	24
0702 Davison Twp 2	191	0	0	31
0703 Davison Twp 3	105	0	0	27
0704 Davison Twp 4	199	1	0	31
0705 Davison Twp 5	105	0	0	10
0706 Davison Twp 6	131	1	0	13
0707 Davison Twp 7	94	0	0	22
0708 Davison Twp 8	69	1	0	18
0709 Davison Twp 9	145	2	0	17
0801 Fenton 1	87	0	0	8
0802 Fenton 2	121	0	0	18
0803 Fenton 3	122	0	0	17
0804 Fenton 4	88	1	0	13
0805 Fenton 5	68	0	0	10
0901 Fenton Twp 1	97	0	0	14
0902 Fenton Twp 2	113	0	0	41
0903 Fenton Twp 3	129	0	0	34
0904 Fenton Twp 4	101	0	0	32
0905 Fenton Twp 5	125	0	0	32
0906 Fenton Twp 6	81	0	0	21
1001 Flint 1	200	1	0	24
1002 Flint 2	191	1	0	16
1003 Flint 3	67	1	1	9
1004 Flint 4	180	0	0	24
1005 Flint 5	110	1	0	14
1006 Flint 6	145	2	0	12

WITH 219 OF 219 PRECINCTS REPORTING

TREASURER GENESEE COUNTY
VOTE FOR 1

	VOTES	PERCENT
01 = Deborah Cherry	31,872	99.40
02 = WRITE-IN	192	.60

	VOTES
03 = OVER VOTES	11
04 = UNDER VOTES	5,565

(CONTINUED FROM PREVIOUS PAGE)

	01	02	03	04
1007 Flint 7	41	1	0	4
1008 Flint 8	158	0	0	15
1009 Flint 9	88	1	0	8
1010 Flint 10	122	1	0	5
1011 Flint 11	143	0	0	9
1012 Flint 12	108	1	0	12
1013 Flint 13	10	0	0	0
1014 Flint 14	121	1	0	8
1015 Flint 15	46	1	0	7
1016 Flint 16	125	0	0	9
1017 Flint 17	73	2	0	5
1018 Flint 18	45	0	0	9
1019 Flint 19	41	0	0	2
1020 Flint 20	75	1	0	6
1021 Flint 21	34	0	0	6
1022 Flint 22	171	0	0	17
1023 Flint 23	41	1	0	8
1024 Flint 24	59	0	0	3
1025 Flint 25	116	1	0	11
1026 Flint 26	61	0	0	5
1027 Flint 27	13	0	0	2
1028 Flint 28	124	2	0	13
1029 Flint 29	156	5	0	16
1030 Flint 30	4	1	0	1
1031 Flint 31	65	0	0	10
1032 Flint 32	24	0	0	7
1033 Flint 33	17	1	0	0
1034 Flint 34	8	0	0	3
1035 Flint 35	12	0	0	4
1036 Flint 36	5	0	0	1
1037 Flint 37	75	3	0	4
1038 Flint 38	24	0	0	2
1039 Flint 39	96	0	0	8
1040 Flint 40	257	1	0	27
1041 Flint 41	90	1	0	8
1042 Flint 42	136	1	0	33
1043 Flint 43	34	0	0	3
1044 Flint 44	102	1	0	9
1045 Flint 45	251	0	0	28
1046 Flint 46	199	1	0	35
1047 Flint 47	63	0	0	5
1048 Flint 48	202	1	0	40
1049 Flint 49	331	1	2	37
1050 Flint 50	237	3	0	28
1051 Flint 51	159	1	0	36
1052 Flint 52	100	0	0	9
1053 Flint 53	91	1	0	16
1054 Flint 54	50	0	0	4
1055 Flint 55	91	0	0	6
1056 Flint 56	265	1	1	30
1057 Flint 57	165	4	0	22
1058 Flint 58	115	1	0	13
1059 Flint 59	39	0	0	6
1060 Flint 60	214	0	0	28

WITH 219 OF 219 PRECINCTS REPORTING

TREASURER GENESEE COUNTY
VOTE FOR 1

	VOTES	PERCENT
01 = Deborah Cherry	31,872	99.40
02 = WRITE-IN	192	.60

	VOTES
03 = OVER VOTES	11
04 = UNDER VOTES	5,565

(CONTINUED FROM PREVIOUS PAGE)	01	02	03	04
1061 Flint 61	11	1	0	0
1101 Flint Twp 1	456	3	0	97
1102 Flint Twp 2	223	1	0	38
1103 Flint Twp 3	264	2	0	61
1104 Flint Twp 4	370	2	0	57
1105 Flint Twp 5	293	1	0	68
1106 Flint Twp 6	248	2	0	35
1107 Flint Twp 7	243	3	0	22
1108 Flint Twp 8	13	0	0	1
1109 Flint Twp 9	123	0	0	15
1110 Flint Twp 10	130	1	0	38
1111 Flint Twp 11	137	4	0	27
1112 Flint Twp 12	133	2	0	31
1113 Flint Twp 13	151	0	0	31
1114 Flint Twp 14	191	1	0	34
1115 Flint Twp 15	187	1	0	34
1201 Flushing 1	160	2	0	31
1202 Flushing 2	172	0	0	46
1203 Flushing 3	262	0	0	49
1204 Flushing 4	234	0	0	60
1205 Flushing 5	238	1	0	39
1301 Flushing Twp 1	174	2	0	40
1302 Flushing Twp 2	242	2	0	39
1303 Flushing Twp 3	182	0	0	42
1304 Flushing Twp 4	112	0	0	31
1305 Flushing Twp 5	158	1	0	46
1306 Flushing Twp 6	132	0	0	30
1307 Flushing Twp 7	167	1	0	27
1401 Forest Twp 1	118	1	0	24
1402 Forest Twp 2	208	1	0	35
1403 Forest Twp 3	165	0	0	23
1501 Gaines Twp 1	149	2	0	32
1502 Gaines Twp 2	115	1	0	14
1503 Gaines Twp 3	63	0	0	25
1504 Gaines Twp 4	143	0	0	42
1601 Genesee Twp 1	85	3	0	15
1602 Genesee Twp 2	136	0	0	4
1603 Genesee Twp 3	162	1	0	24
1604 Genesee Twp 4	320	1	1	87
1605 Genesee Twp 5	132	0	0	23
1606 Genesee Twp 6	223	1	0	34
1607 Genesee Twp 7	197	1	0	46
1608 Genesee Twp 8	314	1	0	49
1609 Genesee Twp 9	263	2	0	36
1701 Grand Blanc 1	160	0	0	36
1702 Grand Blanc 2	112	0	0	24
1703 Grand Blanc 3	171	0	0	34
1704 Grand Blanc 4	168	1	0	33
1801 Grand Blanc Twp 1	306	0	0	40
1802 Grand Blanc Twp 2	89	0	0	17
1803 Grand Blanc Twp 3	153	0	0	22
1804 Grand Blanc Twp 4	195	0	0	40
1805 Grand Blanc Twp 5	222	0	0	37
1806 Grand Blanc Twp 6	261	0	0	45

WITH 219 OF 219 PRECINCTS REPORTING

TREASURER GENESEE COUNTY
VOTE FOR 1

	VOTES	PERCENT
01 = Deborah Cherry	31,872	99.40
02 = WRITE-IN	192	.60

	VOTES	PERCENT
03 = OVER VOTES	11	
04 = UNDER VOTES	5,565	

(CONTINUED FROM PREVIOUS PAGE)	01	02	03	04
1807 Grand Blanc Twp 7	230	1	0	25
1808 Grand Blanc Twp 8	183	0	0	69
1809 Grand Blanc Twp 9	199	3	0	25
1810 Grand Blanc Twp 10	200	0	0	62
1811 Grand Blanc Twp 11	86	1	0	11
1812 Grand Blanc Twp 12	118	1	0	14
1813 Grand Blanc Twp 13	159	1	0	20
1814 Grand Blanc Twp 14	204	3	0	53
1815 Grand Blanc Twp 15	122	0	0	29
1901 Linden 1	127	0	0	22
1902 Linden 2	135	0	0	24
2001 Montrose 1	81	0	0	17
2101 Montrose Twp 1	86	0	0	12
2102 Montrose Twp 2	71	1	0	12
2103 Montrose Twp 3	95	1	0	26
2104 Montrose Twp 4	109	0	0	15
2201 Mt. Morris 1	60	0	0	7
2202 Mt. Morris 2	95	0	0	12
2301 Mt. Morris Twp 1	106	1	0	23
2302 Mt. Morris Twp 2	100	1	0	9
2303 Mt. Morris Twp 3	169	1	0	18
2304 Mt. Morris Twp 4	130	0	1	14
2306 Mt. Morris Twp 6	152	0	0	26
2308 Mt. Morris Twp 8	56	4	0	6
2309 Mt. Morris Twp 9	92	2	0	12
2310 Mt. Morris Twp 10	169	2	0	14
2311 Mt. Morris Twp 11	174	1	1	22
2312 Mt. Morris Twp 12	172	0	0	16
2313 Mt. Morris Twp 13	273	1	0	26
2314 Mt. Morris Twp 14	226	0	0	42
2315 Mt. Morris Twp 15	203	2	0	38
2401 Mundy Twp 1	252	2	0	35
2402 Mundy Twp 2	170	0	0	41
2403 Mundy Twp 3	208	1	0	45
2404 Mundy Twp 4	193	3	0	43
2405 Mundy Twp 5	110	3	0	26
2406 Mundy Twp 6	149	1	0	22
2407 Mundy Twp 7	146	2	0	17
2408 Mundy Twp 8	118	1	0	21
2409 Mundy Twp 9	79	1	0	17
2501 Richfield Twp 1	144	1	0	20
2502 Richfield Twp 2	317	0	0	52
2503 Richfield Twp 3	186	1	0	63
2504 Richfield Twp 4	117	2	0	27
2601 Swartz Creek 1	169	1	0	25
2602 Swartz Creek 2	134	1	0	16
2603 Swartz Creek 3	105	1	0	17
2604 Swartz Creek 4	227	1	0	51
2701 Thetford Twp 1	182	2	0	52
2702 Thetford Twp 2	154	0	0	46
2703 Thetford Twp 3	237	3	0	75
2704 Thetford Twp 4	246	5	0	81
2801 Vienna Twp 1	276	2	0	42
2802 Vienna Twp 2	225	1	0	48

WITH 219 OF 219 PRECINCTS REPORTING

	VOTES	PERCENT
TREASURER GENESEE COUNTY		
VOTE FOR 1		
01 = Deborah Cherry	31,872	99.40
02 = WRITE-IN	192	.60

	VOTES
03 = OVER VOTES	11
04 = UNDER VOTES	5,565

(CONTINUED FROM PREVIOUS PAGE)	01	02	03	04
2803 Vienna Twp 3	254	3	0	37
2804 Vienna Twp 4	222	0	0	45
2805 Vienna Twp 5	193	1	0	46

WITH 219 OF 219 PRECINCTS REPORTING

DRAIN COMMISSIONER GENESEE COUNTY
VOTE FOR 1

	VOTES	PERCENT
01 = Jeff Wright	30,848	99.01
02 = WRITE-IN	308	.99

	VOTES
03 = OVER VOTES	8
04 = UNDER VOTES	6,476

	01	02	03	04
0101 Argentine Twp 1	128	0	0	31
0102 Argentine Twp 2	161	1	0	28
0103 Argentine Twp 3	38	0	0	9
0201 Atlas Twp 1	97	0	0	30
0202 Atlas Twp 2	45	0	0	10
0203 Atlas Twp 3	84	0	0	20
0204 Atlas Twp 4	60	1	0	17
0301 Burton 1	203	1	1	39
0302 Burton 2	137	2	0	22
0303 Burton 3	225	3	0	62
0304 Burton 4	122	2	0	27
0305 Burton 5	140	1	0	35
0306 Burton 6	76	0	0	7
0307 Burton 7	139	1	0	23
0308 Burton 8	188	1	0	41
0309 Burton 9	93	0	0	20
0310 Burton 10	283	3	0	66
0311 Burton 11	204	0	0	46
0312 Burton 12	171	4	0	43
0401 Clayton Twp 1	269	0	0	75
0402 Clayton Twp 2	156	1	0	44
0403 Clayton Twp 3	119	2	0	27
0404 Clayton Twp 4	103	1	0	22
0501 Clio 1	187	1	0	38
0601 Davison 1	84	0	0	14
0602 Davison 2	111	1	0	15
0603 Davison 3	119	0	0	27
0604 Davison 4	104	0	0	21
0701 Davison Twp 1	128	1	0	25
0702 Davison Twp 2	178	0	0	44
0703 Davison Twp 3	104	0	0	28
0704 Davison Twp 4	195	2	0	34
0705 Davison Twp 5	100	1	0	14
0706 Davison Twp 6	130	1	0	14
0707 Davison Twp 7	93	1	0	22
0708 Davison Twp 8	67	0	0	21
0709 Davison Twp 9	143	1	0	20
0801 Fenton 1	85	0	0	10
0802 Fenton 2	112	0	0	27
0803 Fenton 3	120	1	0	18
0804 Fenton 4	90	1	0	11
0805 Fenton 5	62	1	0	15
0901 Fenton Twp 1	91	0	0	20
0902 Fenton Twp 2	110	0	0	44
0903 Fenton Twp 3	136	1	0	26
0904 Fenton Twp 4	98	0	0	35
0905 Fenton Twp 5	128	0	0	29
0906 Fenton Twp 6	80	0	0	22
1001 Flint 1	195	1	0	29
1002 Flint 2	181	5	0	22
1003 Flint 3	61	1	0	16
1004 Flint 4	172	2	0	30
1005 Flint 5	103	1	0	21
1006 Flint 6	136	6	0	17

WITH 219 OF 219 PRECINCTS REPORTING

DRAIN COMMISSIONER GENESEE COUNTY
VOTE FOR 1

	VOTES	PERCENT
01 = Jeff Wright	30,848	99.01
02 = WRITE-IN	308	.99

	VOTES
03 = OVER VOTES	8
04 = UNDER VOTES	6,476

(CONTINUED FROM PREVIOUS PAGE)	01	02	03	04
1007 Flint 7	39	2	0	5
1008 Flint 8	142	2	0	29
1009 Flint 9	88	0	0	9
1010 Flint 10	115	0	0	13
1011 Flint 11	129	4	0	19
1012 Flint 12	103	2	0	16
1013 Flint 13	8	0	0	2
1014 Flint 14	115	1	1	13
1015 Flint 15	45	1	0	8
1016 Flint 16	117	4	0	13
1017 Flint 17	65	3	0	12
1018 Flint 18	46	1	0	7
1019 Flint 19	39	2	0	2
1020 Flint 20	76	2	0	4
1021 Flint 21	33	1	0	6
1022 Flint 22	158	2	0	28
1023 Flint 23	40	1	0	9
1024 Flint 24	57	1	0	4
1025 Flint 25	111	2	0	15
1026 Flint 26	60	0	0	6
1027 Flint 27	11	1	0	3
1028 Flint 28	115	2	0	22
1029 Flint 29	147	5	0	25
1030 Flint 30	6	0	0	0
1031 Flint 31	62	1	0	12
1032 Flint 32	23	0	0	8
1033 Flint 33	17	1	0	0
1034 Flint 34	9	0	0	2
1035 Flint 35	11	0	0	5
1036 Flint 36	5	0	0	1
1037 Flint 37	69	5	0	8
1038 Flint 38	22	0	0	4
1039 Flint 39	95	1	0	8
1040 Flint 40	247	4	0	34
1041 Flint 41	84	6	0	9
1042 Flint 42	126	6	0	38
1043 Flint 43	32	1	0	4
1044 Flint 44	97	3	0	12
1045 Flint 45	234	4	1	40
1046 Flint 46	181	3	0	51
1047 Flint 47	59	2	0	7
1048 Flint 48	191	1	0	51
1049 Flint 49	308	6	0	57
1050 Flint 50	223	5	0	40
1051 Flint 51	153	2	0	41
1052 Flint 52	97	0	0	12
1053 Flint 53	90	1	0	17
1054 Flint 54	44	1	0	9
1055 Flint 55	87	1	0	9
1056 Flint 56	251	2	0	44
1057 Flint 57	157	6	0	28
1058 Flint 58	111	1	0	17
1059 Flint 59	39	1	0	5
1060 Flint 60	207	0	0	35

WITH 219 OF 219 PRECINCTS REPORTING

DRAIN COMMISSIONER GENESEE COUNTY
VOTE FOR 1

	VOTES	PERCENT
01 = Jeff Wright	30,848	99.01
02 = WRITE-IN	308	.99

	VOTES
03 = OVER VOTES	8
04 = UNDER VOTES	6,476

(CONTINUED FROM PREVIOUS PAGE)

	01	02	03	04
1061 Flint 61	11	1	0	0
1101 Flint Twp 1	450	3	0	103
1102 Flint Twp 2	218	2	0	42
1103 Flint Twp 3	258	4	0	65
1104 Flint Twp 4	355	3	0	71
1105 Flint Twp 5	296	2	0	64
1106 Flint Twp 6	242	5	0	38
1107 Flint Twp 7	234	3	0	31
1108 Flint Twp 8	14	0	0	0
1109 Flint Twp 9	122	2	0	14
1110 Flint Twp 10	126	3	0	40
1111 Flint Twp 11	127	4	0	37
1112 Flint Twp 12	133	2	0	31
1113 Flint Twp 13	138	1	0	43
1114 Flint Twp 14	189	1	0	36
1115 Flint Twp 15	186	4	0	32
1201 Flushing 1	160	2	0	31
1202 Flushing 2	172	0	0	46
1203 Flushing 3	255	0	0	56
1204 Flushing 4	235	0	0	59
1205 Flushing 5	227	1	0	50
1301 Flushing Twp 1	173	1	0	42
1302 Flushing Twp 2	236	2	0	45
1303 Flushing Twp 3	178	0	0	46
1304 Flushing Twp 4	113	0	0	30
1305 Flushing Twp 5	158	2	0	45
1306 Flushing Twp 6	128	1	0	33
1307 Flushing Twp 7	161	1	0	33
1401 Forest Twp 1	112	2	0	29
1402 Forest Twp 2	207	0	0	37
1403 Forest Twp 3	156	0	0	32
1501 Gaines Twp 1	145	1	0	37
1502 Gaines Twp 2	110	1	0	19
1503 Gaines Twp 3	63	0	0	25
1504 Gaines Twp 4	142	1	0	42
1601 Genesee Twp 1	89	1	0	13
1602 Genesee Twp 2	132	0	0	8
1603 Genesee Twp 3	169	1	0	17
1604 Genesee Twp 4	316	2	0	91
1605 Genesee Twp 5	134	0	0	21
1606 Genesee Twp 6	225	2	0	31
1607 Genesee Twp 7	193	2	0	49
1608 Genesee Twp 8	297	2	0	65
1609 Genesee Twp 9	255	3	0	43
1701 Grand Blanc 1	153	0	0	43
1702 Grand Blanc 2	104	0	0	32
1703 Grand Blanc 3	162	0	0	43
1704 Grand Blanc 4	159	0	0	43
1801 Grand Blanc Twp 1	289	1	1	55
1802 Grand Blanc Twp 2	84	1	0	21
1803 Grand Blanc Twp 3	147	1	0	27
1804 Grand Blanc Twp 4	190	1	0	44
1805 Grand Blanc Twp 5	212	1	0	46
1806 Grand Blanc Twp 6	253	1	0	52

GENESEE COUNTY, MICHIGAN
2016 AUGUST ELECTION
AUGUST 2, 2016
Democratic Party

WITH 219 OF 219 PRECINCTS REPORTING

DRAIN COMMISSIONER GENESEE COUNTY
VOTE FOR 1

	VOTES	PERCENT		VOTES	PERCENT
01 = Jeff Wright	30,848	99.01	03 = OVER VOTES	8	
02 = WRITE-IN	308	.99	04 = UNDER VOTES	6,476	

(CONTINUED FROM PREVIOUS PAGE)	01	02	03	04
1807 Grand Blanc Twp 7	214	3	0	39
1808 Grand Blanc Twp 8	173	0	0	79
1809 Grand Blanc Twp 9	185	3	0	39
1810 Grand Blanc Twp 10	200	1	0	61
1811 Grand Blanc Twp 11	84	1	0	13
1812 Grand Blanc Twp 12	111	2	0	20
1813 Grand Blanc Twp 13	153	0	0	27
1814 Grand Blanc Twp 14	186	3	0	71
1815 Grand Blanc Twp 15	116	0	0	35
1901 Linden 1	128	0	0	21
1902 Linden 2	135	1	0	23
2001 Montrose 1	74	0	0	24
2101 Montrose Twp 1	83	0	0	15
2102 Montrose Twp 2	67	1	0	16
2103 Montrose Twp 3	91	0	0	31
2104 Montrose Twp 4	103	0	0	21
2201 Mt. Morris 1	61	0	0	6
2202 Mt. Morris 2	96	1	0	10
2301 Mt. Morris Twp 1	101	1	0	28
2302 Mt. Morris Twp 2	93	0	0	17
2303 Mt. Morris Twp 3	165	3	0	20
2304 Mt. Morris Twp 4	126	1	1	17
2306 Mt. Morris Twp 6	146	0	0	32
2308 Mt. Morris Twp 8	61	2	0	3
2309 Mt. Morris Twp 9	90	5	0	11
2310 Mt. Morris Twp 10	165	2	0	18
2311 Mt. Morris Twp 11	171	3	0	24
2312 Mt. Morris Twp 12	169	1	0	18
2313 Mt. Morris Twp 13	265	1	0	34
2314 Mt. Morris Twp 14	214	0	0	54
2315 Mt. Morris Twp 15	200	1	0	42
2401 Mundy Twp 1	242	3	0	44
2402 Mundy Twp 2	167	0	0	44
2403 Mundy Twp 3	198	1	0	55
2404 Mundy Twp 4	192	1	0	46
2405 Mundy Twp 5	108	5	0	26
2406 Mundy Twp 6	136	3	1	32
2407 Mundy Twp 7	141	2	0	22
2408 Mundy Twp 8	115	2	0	23
2409 Mundy Twp 9	79	2	0	16
2501 Richfield Twp 1	143	0	0	22
2502 Richfield Twp 2	312	1	1	55
2503 Richfield Twp 3	191	2	0	57
2504 Richfield Twp 4	117	0	0	29
2601 Swartz Creek 1	171	1	0	23
2602 Swartz Creek 2	131	1	0	19
2603 Swartz Creek 3	102	1	0	20
2604 Swartz Creek 4	235	1	0	43
2701 Thetford Twp 1	173	3	0	60
2702 Thetford Twp 2	146	3	0	51
2703 Thetford Twp 3	226	4	0	85
2704 Thetford Twp 4	240	1	0	91
2801 Vienna Twp 1	263	4	1	52
2802 Vienna Twp 2	217	0	0	57

WITH 219 OF 219 PRECINCTS REPORTING

	VOTES	PERCENT		VOTES	PERCENT
DRAIN COMMISSIONER GENESEE COUNTY					
VOTE FOR 1					
01 = Jeff Wright	30,848	99.01	03 = OVER VOTES	8	
02 = WRITE-IN	308	.99	04 = UNDER VOTES	6,476	

(CONTINUED FROM PREVIOUS PAGE)	01	02	03	04
2803 Vienna Twp 3	255	1	0	38
2804 Vienna Twp 4	205	0	0	62
2805 Vienna Twp 5	184	0	0	56

SURVEYOR GENESEE COUNTY
VOTE FOR 1

	VOTES	PERCENT
01 = Kim R. Carlson	29,747	99.30
02 = WRITE-IN	209	.70

	VOTES
03 = OVER VOTES	8
04 = UNDER VOTES	7,676

	01	02	03	04
0101 Argentine Twp 1	128	0	0	31
0102 Argentine Twp 2	157	0	0	33
0103 Argentine Twp 3	38	0	0	9
0201 Atlas Twp 1	91	0	0	36
0202 Atlas Twp 2	44	1	0	10
0203 Atlas Twp 3	84	0	0	20
0204 Atlas Twp 4	62	0	0	16
0301 Burton 1	195	0	0	49
0302 Burton 2	126	3	0	32
0303 Burton 3	212	3	0	75
0304 Burton 4	120	3	0	28
0305 Burton 5	131	1	0	44
0306 Burton 6	74	0	0	9
0307 Burton 7	132	1	0	30
0308 Burton 8	181	2	0	47
0309 Burton 9	90	0	0	23
0310 Burton 10	276	1	0	75
0311 Burton 11	190	2	0	58
0312 Burton 12	162	1	0	55
0401 Clayton Twp 1	260	0	0	84
0402 Clayton Twp 2	154	1	0	46
0403 Clayton Twp 3	112	0	0	36
0404 Clayton Twp 4	98	0	0	28
0501 Clio 1	185	0	0	41
0601 Davison 1	81	0	0	17
0602 Davison 2	112	0	0	15
0603 Davison 3	115	1	0	30
0604 Davison 4	100	0	0	25
0701 Davison Twp 1	128	0	0	26
0702 Davison Twp 2	172	0	0	50
0703 Davison Twp 3	96	0	0	36
0704 Davison Twp 4	186	1	0	44
0705 Davison Twp 5	97	0	0	18
0706 Davison Twp 6	122	1	0	22
0707 Davison Twp 7	86	0	0	30
0708 Davison Twp 8	63	0	0	25
0709 Davison Twp 9	139	2	0	23
0801 Fenton 1	B5	0	0	10
0802 Fenton 2	109	0	0	30
0803 Fenton 3	118	0	0	21
0804 Fenton 4	82	2	0	18
0805 Fenton 5	64	1	0	13
0901 Fenton Twp 1	90	0	0	21
0902 Fenton Twp 2	104	0	0	50
0903 Fenton Twp 3	131	0	0	32
0904 Fenton Twp 4	91	0	2	40
0905 Fenton Twp 5	120	0	0	37
0906 Fenton Twp 6	75	1	0	26
1001 Flint 1	188	1	0	36
1002 Flint 2	173	3	0	32
1003 Flint 3	62	1	0	15
1004 Flint 4	162	1	0	41
1005 Flint 5	105	1	0	19
1006 Flint 6	131	3	0	25

WITH 219 OF 219 PRECINCTS REPORTING

SURVEYOR GENESEE COUNTY
VOTE FOR 1

	VOTES	PERCENT
01 = Kim R. Carlson	29,747	99.30
02 = WRITE-IN	209	.70

	VOTES
03 = OVER VOTES	8
04 = UNDER VOTES	7,676

(CONTINUED FROM PREVIOUS PAGE)	01	02	03	04
1007 Flint 7	40	0	0	6
1008 Flint 8	137	1	0	35
1009 Flint 9	85	1	0	11
1010 Flint 10	114	0	0	14
1011 Flint 11	126	1	0	25
1012 Flint 12	96	1	0	24
1013 Flint 13	9	0	0	1
1014 Flint 14	114	3	0	13
1015 Flint 15	44	0	0	10
1016 Flint 16	108	3	0	23
1017 Flint 17	68	2	0	10
1018 Flint 18	43	1	0	10
1019 Flint 19	38	0	0	5
1020 Flint 20	74	1	1	6
1021 Flint 21	32	0	0	8
1022 Flint 22	156	0	0	32
1023 Flint 23	35	2	0	13
1024 Flint 24	56	0	0	6
1025 Flint 25	98	4	0	26
1026 Flint 26	58	0	0	8
1027 Flint 27	11	0	0	4
1028 Flint 28	112	3	0	24
1029 Flint 29	141	5	0	31
1030 Flint 30	5	1	0	0
1031 Flint 31	62	0	0	13
1032 Flint 32	20	0	0	11
1033 Flint 33	17	0	0	1
1034 Flint 34	8	0	0	3
1035 Flint 35	12	0	0	4
1036 Flint 36	5	0	0	1
1037 Flint 37	72	3	0	7
1038 Flint 38	20	0	0	6
1039 Flint 39	91	0	0	13
1040 Flint 40	241	1	0	43
1041 Flint 41	87	2	0	10
1042 Flint 42	130	2	0	38
1043 Flint 43	33	0	0	4
1044 Flint 44	98	1	0	13
1045 Flint 45	228	2	0	49
1046 Flint 46	173	0	1	61
1047 Flint 47	60	1	0	7
1048 Flint 48	185	0	0	58
1049 Flint 49	289	1	0	81
1050 Flint 50	210	5	0	53
1051 Flint 51	142	1	0	53
1052 Flint 52	95	0	0	14
1053 Flint 53	85	2	0	21
1054 Flint 54	45	0	0	9
1055 Flint 55	86	0	0	11
1056 Flint 56	239	0	0	58
1057 Flint 57	154	3	0	34
1058 Flint 58	109	1	0	19
1059 Flint 59	36	0	0	9
1060 Flint 60	194	0	0	48

SURVEYOR GENESEE COUNTY
VOTE FOR 1

	VOTES	PERCENT		VOTES	PERCENT
01 = Kim R. Carlson	29,747	99.30	03 = OVER VOTES	8	
02 = WRITE-IN	209	.70	04 = UNDER VOTES	7,676	

(CONTINUED FROM PREVIOUS PAGE)	01	02	03	04
1061 Flint 61	10	1	0	1
1101 Flint Twp 1	429	2	0	125
1102 Flint Twp 2	212	1	0	49
1103 Flint Twp 3	237	5	0	85
1104 Flint Twp 4	340	1	0	88
1105 Flint Twp 5	280	0	0	82
1106 Flint Twp 6	239	2	0	44
1107 Flint Twp 7	234	2	1	31
1108 Flint Twp 8	13	0	0	1
1109 Flint Twp 9	119	3	0	16
1110 Flint Twp 10	121	1	0	47
1111 Flint Twp 11	131	3	0	34
1112 Flint Twp 12	128	1	0	37
1113 Flint Twp 13	135	0	0	47
1114 Flint Twp 14	182	1	0	43
1115 Flint Twp 15	182	1	0	39
1201 Flushing 1	153	0	0	40
1202 Flushing 2	164	0	0	54
1203 Flushing 3	251	0	0	60
1204 Flushing 4	227	0	0	67
1205 Flushing 5	224	2	0	52
1301 Flushing Twp 1	164	0	0	52
1302 Flushing Twp 2	220	2	0	61
1303 Flushing Twp 3	166	1	0	57
1304 Flushing Twp 4	106	2	0	35
1305 Flushing Twp 5	146	0	0	59
1306 Flushing Twp 6	117	1	0	44
1307 Flushing Twp 7	148	3	0	44
1401 Forest Twp 1	110	1	0	32
1402 Forest Twp 2	193	2	0	49
1403 Forest Twp 3	151	0	0	37
1501 Gaines Twp 1	136	1	0	46
1502 Gaines Twp 2	112	0	0	18
1503 Gaines Twp 3	61	0	0	27
1504 Gaines Twp 4	137	0	0	48
1601 Genesee Twp 1	85	1	0	17
1602 Genesee Twp 2	125	0	0	15
1603 Genesee Twp 3	159	1	1	26
1604 Genesee Twp 4	301	1	0	107
1605 Genesee Twp 5	124	0	0	31
1606 Genesee Twp 6	210	1	0	47
1607 Genesee Twp 7	189	1	0	54
1608 Genesee Twp 8	287	0	0	77
1609 Genesee Twp 9	245	2	0	54
1701 Grand Blanc 1	149	0	0	47
1702 Grand Blanc 2	99	1	0	36
1703 Grand Blanc 3	159	0	0	46
1704 Grand Blanc 4	157	0	0	45
1801 Grand Blanc Twp 1	287	1	0	58
1802 Grand Blanc Twp 2	81	0	0	25
1803 Grand Blanc Twp 3	139	1	0	35
1804 Grand Blanc Twp 4	187	0	0	48
1805 Grand Blanc Twp 5	215	0	0	44
1806 Grand Blanc Twp 6	248	1	0	57

WITH 219 OF 219 PRECINCTS REPORTING

SURVEYOR GENESEE COUNTY
VOTE FOR 1

	VOTES	PERCENT
01 = Kim R. Carlson	29,747	99.30
02 = WRITE-IN	209	.70

	VOTES	PERCENT
03 = OVER VOTES	8	
04 = UNDER VOTES	7,676	

(CONTINUED FROM PREVIOUS PAGE)	01	02	03	04
1807 Grand Blanc Twp 7	210	2	0	44
1808 Grand Blanc Twp 8	169	0	0	83
1809 Grand Blanc Twp 9	181	2	0	44
1810 Grand Blanc Twp 10	191	0	0	71
1811 Grand Blanc Twp 11	85	1	0	12
1812 Grand Blanc Twp 12	110	0	0	23
1813 Grand Blanc Twp 13	152	1	0	27
1814 Grand Blanc Twp 14	181	2	0	77
1815 Grand Blanc Twp 15	115	0	0	36
1901 Linden 1	117	2	0	30
1902 Linden 2	130	0	0	29
2001 Montrose 1	70	0	0	28
2101 Montrose Twp 1	81	1	0	16
2102 Montrose Twp 2	66	1	0	17
2103 Montrose Twp 3	84	0	0	38
2104 Montrose Twp 4	99	0	0	25
2201 Mt. Morris 1	58	0	0	9
2202 Mt. Morris 2	89	2	0	16
2301 Mt. Morris Twp 1	96	2	0	32
2302 Mt. Morris Twp 2	89	0	0	21
2303 Mt. Morris Twp 3	159	0	0	29
2304 Mt. Morris Twp 4	127	0	0	18
2306 Mt. Morris Twp 6	149	0	0	29
2308 Mt. Morris Twp 8	60	1	0	5
2309 Mt. Morris Twp 9	87	3	0	16
2310 Mt. Morris Twp 10	159	5	0	21
2311 Mt. Morris Twp 11	168	1	0	29
2312 Mt. Morris Twp 12	165	1	0	22
2313 Mt. Morris Twp 13	253	2	1	44
2314 Mt. Morris Twp 14	199	3	1	65
2315 Mt. Morris Twp 15	186	2	0	55
2401 Mundy Twp 1	239	2	0	48
2402 Mundy Twp 2	164	0	0	47
2403 Mundy Twp 3	196	0	0	58
2404 Mundy Twp 4	187	2	0	50
2405 Mundy Twp 5	105	3	0	31
2406 Mundy Twp 6	131	1	0	40
2407 Mundy Twp 7	145	1	0	19
2408 Mundy Twp 8	114	3	0	23
2409 Mundy Twp 9	71	0	0	26
2501 Richfield Twp 1	137	1	0	27
2502 Richfield Twp 2	291	0	0	78
2503 Richfield Twp 3	183	1	0	66
2504 Richfield Twp 4	108	0	0	38
2601 Swartz Creek 1	163	2	0	30
2602 Swartz Creek 2	131	1	0	19
2603 Swartz Creek 3	96	1	0	26
2604 Swartz Creek 4	218	1	0	60
2701 Thetford Twp 1	168	1	0	67
2702 Thetford Twp 2	137	3	0	60
2703 Thetford Twp 3	212	5	0	98
2704 Thetford Twp 4	232	1	0	99
2801 Vienna Twp 1	259	2	0	59
2802 Vienna Twp 2	208	1	0	65

GENESEE COUNTY, MICHIGAN
2016 AUGUST ELECTION
AUGUST 2, 2016
Democratic Party

WITH 219 OF 219 PRECINCTS REPORTING

SURVEYOR GENESEE COUNTY
VOTE FOR 1

	VOTES	PERCENT		VOTES	PERCENT
01 = Kim R. Carlson	29,747	99.30	03 = OVER VOTES	8	
02 = WRITE-IN	209	.70	04 = UNDER VOTES	7,676	

(CONTINUED FROM PREVIOUS PAGE)	01	02	03	04
2803 Vienna Twp 3	250	1	0	43
2804 Vienna Twp 4	201	0	0	66
2805 Vienna Twp 5	177	0	0	63

WITH 28 OF 28 PRECINCTS REPORTING

COUNTY COMMISSIONER 1ST DISTRICT
VOTE FOR 1

	VOTES	PERCENT
01 = Bryant W. Nolden	3,445	98.94
02 = WRITE-IN	37	1.06

	VOTES
03 = OVER VOTES	0
04 = UNDER VOTES	409

	01	02	03	04
1001 Flint 1	205	0	0	20
1002 Flint 2	189	6	0	13
1003 Flint 3	70	2	0	6
1004 Flint 4	180	2	0	22
1005 Flint 5	112	0	0	13
1006 Flint 6	142	1	0	16
1007 Flint 7	43	0	0	3
1008 Flint 8	148	0	0	25
1009 Flint 9	88	4	0	5
1010 Flint 10	118	1	0	9
1016 Flint 16	126	1	0	7
1018 Flint 18	47	1	0	6
1021 Flint 21	37	0	0	3
1601 Genesee Twp 1	87	2	0	14
1602 Genesee Twp 2	135	1	0	4
1603 Genesee Twp 3	159	2	0	26
2201 Mt. Morris 1	58	0	0	9
2202 Mt. Morris 2	93	0	0	14
2301 Mt. Morris Twp 1	98	0	0	32
2302 Mt. Morris Twp 2	92	0	0	18
2303 Mt. Morris Twp 3	157	0	0	31
2304 Mt. Morris Twp 4	123	0	0	22
2308 Mt. Morris Twp 8	59	2	0	5
2309 Mt. Morris Twp 9	92	2	0	12
2310 Mt. Morris Twp 10	167	2	0	16
2311 Mt. Morris Twp 11	173	3	0	22
2312 Mt. Morris Twp 12	172	3	0	13
2313 Mt. Morris Twp 13	275	2	0	23

GENESEE COUNTY, MICHIGAN
2016 AUGUST ELECTION
AUGUST 2, 2016
Democratic Party

WITH 30 OF 30 PRECINCTS REPORTING

COUNTY COMMISSIONER 2ND DISTRICT
VOTE FOR 1

	VOTES	PERCENT
01 = Brenda Clack	2,446	78.20
02 = David Davenport	666	21.29
03 = WRITE-IN	16	.51

	VOTES
04 = OVER VOTES	3
05 = UNDER VOTES	145

	01	02	03	04	05
1011 Flint 11	111	38	0	0	3
1012 Flint 12	95	24	0	0	2
1013 Flint 13	10	0	0	0	0
1014 Flint 14	106	21	0	1	2
1015 Flint 15	43	8	1	0	2
1017 Flint 17	72	6	2	0	0
1019 Flint 19	23	17	0	0	3
1023 Flint 23	30	15	0	0	5
1024 Flint 24	43	16	0	0	3
1027 Flint 27	6	7	0	0	2
1028 Flint 28	115	21	0	0	3
1029 Flint 29	145	27	2	0	3
1030 Flint 30	4	2	0	0	0
1031 Flint 31	50	18	2	0	5
1032 Flint 32	15	10	0	0	6
1033 Flint 33	12	6	0	0	0
1036 Flint 36	5	1	0	0	0
1037 Flint 37	66	13	1	0	2
1038 Flint 38	12	11	0	0	3
1039 Flint 39	82	21	0	0	1
1040 Flint 40	240	36	1	0	8
1041 Flint 41	71	23	1	0	4
1045 Flint 45	209	54	1	1	14
1046 Flint 46	138	68	1	0	28
1047 Flint 47	44	21	1	0	2
1048 Flint 48	163	53	0	1	26
1050 Flint 50	231	31	1	0	5
1061 Flint 61	5	5	2	0	0
1107 Flint Twp 7	223	39	0	0	6
1109 Flint Twp 9	77	54	0	0	7

WITH 19 OF 19 PRECINCTS REPORTING

COUNTY COMMISSIONER 3RD DISTRICT
VOTE FOR 1

	VOTES	PERCENT
01 = Jamie W. Curtis	1,648	44.04
02 = Ellen Ellenburg	2,078	55.53
03 = WRITE-IN	16	.43

	VOTES	PERCENT
04 = OVER VOTES	4	
05 = UNDER VOTES	185	

	01	02	03	04	05
0301 Burton 1	100	131	0	2	11
0302 Burton 2	51	103	2	0	5
0303 Burton 3	133	148	2	0	7
0304 Burton 4	59	90	0	0	2
0305 Burton 5	80	85	0	0	11
0306 Burton 6	42	40	0	0	1
0307 Burton 7	76	81	2	0	4
0308 Burton 8	87	124	0	0	19
0309 Burton 9	42	65	1	1	4
0310 Burton 10	149	178	3	0	22
0311 Burton 11	137	108	0	0	5
0312 Burton 12	95	112	1	0	10
1020 Flint 20	40	38	1	0	3
1022 Flint 22	75	105	0	0	8
1025 Flint 25	45	78	1	1	3
1026 Flint 26	23	42	0	0	1
1049 Flint 49	112	240	1	0	18
1608 Genesee Twp 8	152	174	1	0	37
1609 Genesee Twp 9	150	136	1	0	14

WITH 25 OF 25 PRECINCTS REPORTING

COUNTY COMMISSIONER 4TH DISTRICT
VOTE FOR 1

	VOTES	PERCENT
01 = Kim Courts	1,573	43.37
02 = James B. Franklin III	922	25.42
03 = John W. Northrup	1,119	30.85

	VOTES	PERCENT
04 = WRITE-IN	13	.36
05 = OVER VOTES	11	
06 = UNDER VOTES	364	

	01	02	03	04	05	06
1034 Flint 34	3	3	2	1	0	2
1035 Flint 35	5	4	4	0	0	3
1042 Flint 42	49	53	58	1	1	8
1043 Flint 43	13	6	16	0	0	2
1044 Flint 44	31	40	36	0	0	5
1051 Flint 51	49	50	73	0	0	24
1052 Flint 52	31	29	43	0	0	6
1053 Flint 53	24	26	45	0	0	13
1054 Flint 54	18	12	20	0	0	4
1055 Flint 55	26	18	46	0	1	6
1056 Flint 56	48	168	56	1	1	23
1057 Flint 57	37	68	70	1	0	15
1058 Flint 58	35	47	40	1	1	5
1059 Flint 59	15	6	22	0	0	2
1060 Flint 60	36	144	46	0	0	16
1103 Flint Twp 3	208	24	45	1	1	48
1104 Flint Twp 4	195	93	96	0	3	42
1106 Flint Twp 6	152	33	79	1	1	19
1108 Flint Twp 8	8	1	3	1	0	1
1110 Flint Twp 10	79	17	45	2	0	26
1111 Flint Twp 11	83	23	48	2	0	12
1112 Flint Twp 12	91	13	48	0	0	14
1113 Flint Twp 13	92	14	54	0	2	20
1114 Flint Twp 14	109	18	75	1	0	23
1115 Flint Twp 15	136	12	49	0	0	25

WITH 21 OF 21 PRECINCTS REPORTING

COUNTY COMMISSIONER 5TH DISTRICT
VOTE FOR 1

	VOTES	PERCENT
01 = Anoopa Todd	1,134	33.78
02 = Mark Young	2,212	65.89
03 = WRITE-IN	11	.33

	VOTES	PERCENT
04 = OVER VOTES	4	
05 = UNDER VOTES	578	

	01	02	03	04	05
0201 Atlas Twp 1	24	78	0	0	25
0202 Atlas Twp 2	7	40	0	1	7
0203 Atlas Twp 3	31	56	0	0	17
0204 Atlas Twp 4	17	52	1	0	8
1701 Grand Blanc 1	67	92	0	0	37
1702 Grand Blanc 2	47	70	0	1	18
1703 Grand Blanc 3	64	111	1	0	29
1704 Grand Blanc 4	57	113	0	1	31
1801 Grand Blanc Twp 1	91	219	1	0	35
1802 Grand Blanc Twp 2	23	65	1	0	17
1803 Grand Blanc Twp 3	41	113	0	0	21
1804 Grand Blanc Twp 4	46	148	0	1	40
1806 Grand Blanc Twp 6	97	160	0	0	49
1807 Grand Blanc Twp 7	149	86	1	0	20
1808 Grand Blanc Twp 8	64	136	0	0	52
1809 Grand Blanc Twp 9	73	125	0	0	29
1810 Grand Blanc Twp 10	60	140	1	0	61
1811 Grand Blanc Twp 11	20	75	0	0	3
1812 Grand Blanc Twp 12	66	58	1	0	8
1813 Grand Blanc Twp 13	37	119	1	0	23
1814 Grand Blanc Twp 14	53	156	3	0	48

WITH 20 OF 20 PRECINCTS REPORTING

COUNTY COMMISSIONER 6TH DISTRICT
VOTE FOR 1

	VOTES	PERCENT
01 = Pete Ponzetti	2,127	99.53
02 = WRITE-IN	10	.47

	VOTES
03 = OVER VOTES	0
04 = UNDER VOTES	587

	01	02	03	04
0101 Argentine Twp 1	120	0	0	39
0102 Argentine Twp 2	155	0	0	35
0103 Argentine Twp 3	36	0	0	11
0801 Fenton 1	80	2	0	13
0802 Fenton 2	109	1	0	29
0803 Fenton 3	114	1	0	24
0804 Fenton 4	84	2	0	16
0805 Fenton 5	69	0	0	9
0901 Fenton Twp 1	88	0	0	23
0902 Fenton Twp 2	106	0	0	48
0903 Fenton Twp 3	131	0	0	32
0904 Fenton Twp 4	93	0	0	40
0905 Fenton Twp 5	117	0	0	40
0906 Fenton Twp 6	74	0	0	28
1805 Grand Blanc Twp 5	211	0	0	48
1815 Grand Blanc Twp 15	112	0	0	39
1901 Linden 1	118	2	0	29
1902 Linden 2	133	0	0	26
2408 Mundy Twp 8	108	2	0	30
2409 Mundy Twp 9	69	0	0	28

WITH 26 OF 26 PRECINCTS REPORTING

COUNTY COMMISSIONER 7TH DISTRICT
VOTE FOR 1

	VOTES	PERCENT
01 = Martin L. Cousineau	2,975	57.70
02 = Mike Lynch	2,163	41.95
03 = WRITE-IN	18	.35

	VOTES	PERCENT
04 = OVER VOTES	7	
05 = UNDER VOTES	522	

	01	02	03	04	05
0501 Clio 1	138	77	1	0	10
1201 Flushing 1	97	75	0	2	19
1202 Flushing 2	103	84	2	0	29
1203 Flushing 3	146	134	0	0	31
1204 Flushing 4	144	116	0	0	34
1205 Flushing 5	131	128	1	0	18
1301 Flushing Twp 1	124	67	1	0	24
1302 Flushing Twp 2	133	114	1	1	34
1303 Flushing Twp 3	115	89	0	0	20
1304 Flushing Twp 4	68	63	0	0	12
1305 Flushing Twp 5	106	73	2	0	24
1306 Flushing Twp 6	73	62	0	2	25
1307 Flushing Twp 7	92	81	0	0	22
2001 Montrose 1	52	34	0	0	12
2101 Montrose Twp 1	39	50	2	0	7
2102 Montrose Twp 2	45	32	0	0	7
2103 Montrose Twp 3	54	50	0	0	18
2104 Montrose Twp 4	62	55	0	0	7
2701 Thetford Twp 1	127	84	0	1	24
2702 Thetford Twp 2	82	95	2	0	21
2703 Thetford Twp 3	164	120	4	0	27
2704 Thetford Twp 4	174	129	2	1	26
2801 Vienna Twp 1	221	82	0	0	17
2802 Vienna Twp 2	152	102	0	0	20
2803 Vienna Twp 3	177	98	0	0	19
2805 Vienna Twp 5	156	69	0	0	15

WITH 26 OF 26 PRECINCTS REPORTING

COUNTY COMMISSIONER 8TH DISTRICT
VOTE FOR 1

	VOTES	PERCENT
01 = Mike Coburn	2,229	43.63
02 = Ted Henry	2,860	55.98
03 = WRITE-IN	20	.39

	VOTES	PERCENT
04 = OVER VOTES	4	
05 = UNDER VOTES	645	

	01	02	03	04	05
0401 Clayton Twp 1	136	176	1	1	30
0402 Clayton Twp 2	72	119	0	1	9
0403 Clayton Twp 3	52	91	0	1	4
0404 Clayton Twp 4	47	70	1	0	8
1101 Flint Twp 1	234	250	2	0	70
1102 Flint Twp 2	107	121	2	0	32
1105 Flint Twp 5	139	174	0	0	49
1501 Gaines Twp 1	60	113	0	0	10
1502 Gaines Twp 2	65	56	0	1	8
1503 Gaines Twp 3	36	44	0	0	8
1504 Gaines Twp 4	62	97	0	0	26
2306 Mt. Morris Twp 6	64	91	1	0	22
2314 Mt. Morris Twp 14	115	116	1	0	36
2315 Mt. Morris Twp 15	81	126	1	0	35
2401 Mundy Twp 1	126	121	2	0	40
2402 Mundy Twp 2	73	115	0	0	23
2403 Mundy Twp 3	108	118	0	0	28
2404 Mundy Twp 4	86	121	0	0	32
2405 Mundy Twp 5	55	63	5	0	16
2406 Mundy Twp 6	66	75	1	0	30
2407 Mundy Twp 7	76	62	1	0	26
2601 Swartz Creek 1	77	108	1	0	9
2602 Swartz Creek 2	65	80	0	0	6
2603 Swartz Creek 3	40	76	0	0	7
2604 Swartz Creek 4	111	137	1	0	30
2804 Vienna Twp 4	76	140	0	0	51

WITH 24 OF 24 PRECINCTS REPORTING

COUNTY COMMISSIONER 9TH DISTRICT
VOTE FOR 1

	VOTES	PERCENT
01 = Pegge Adams	1,886	48.17
02 = Joshua M. Freeman	879	22.45
03 = Brian Norman	1,138	29.07

	VOTES	PERCENT
04 = WRITE-IN	12	.31
05 = OVER VOTES	11	
06 = UNDER VOTES	508	

	01	02	03	04	05	06
0601 Davison 1	27	22	39	0	0	10
0602 Davison 2	54	21	45	0	1	6
0603 Davison 3	61	15	53	0	0	17
0604 Davison 4	60	13	42	0	0	10
0701 Davison Twp 1	49	43	40	0	1	21
0702 Davison Twp 2	76	37	90	0	0	19
0703 Davison Twp 3	48	28	34	0	0	22
0704 Davison Twp 4	88	73	38	0	1	31
0705 Davison Twp 5	52	24	29	1	0	9
0706 Davison Twp 6	65	34	30	1	1	14
0707 Davison Twp 7	39	29	29	0	0	19
0708 Davison Twp 8	31	16	23	1	0	17
0709 Davison Twp 9	75	32	45	2	0	10
1401 Forest Twp 1	66	13	47	0	2	15
1402 Forest Twp 2	103	31	82	0	0	28
1403 Forest Twp 3	102	33	35	0	0	18
1604 Genesee Twp 4	146	93	92	3	0	75
1605 Genesee Twp 5	61	40	39	0	0	15
1606 Genesee Twp 6	119	66	41	1	2	29
1607 Genesee Twp 7	93	66	49	2	1	33
2501 Richfield Twp 1	71	33	51	0	0	10
2502 Richfield Twp 2	204	70	57	1	1	36
2503 Richfield Twp 3	113	37	65	0	1	34
2504 Richfield Twp 4	83	10	43	0	0	10

GENESEE COUNTY, MICHIGAN
2016 AUGUST ELECTION
AUGUST 2, 2016
Democratic Party

WITH 3 OF 3 PRECINCTS REPORTING

SUPERVISOR ARGENTINE TOWNSHIP
VOTE FOR 1

	VOTES	PERCENT
01 = Robert Cole Jr.	304	99.02
02 = WRITE-IN	3	.98

	VOTES
03 = OVER VOTES	0
04 = UNDER VOTES	89

	01	02	03	04
0101 Argentine Twp 1	119	0	0	40
0102 Argentine Twp 2	151	2	0	37
0103 Argentine Twp 3	34	1	0	12

GENESEE COUNTY, MICHIGAN
2016 AUGUST ELECTION
AUGUST 2, 2016
Democratic Party

WITH 3 OF 3 PRECINCTS REPORTING

CLERK ARGENTINE TOWNSHIP
VOTE FOR 1

	VOTES	PERCENT		VOTES	PERCENT
01 = WRITE-IN	15	100.00			
02 = OVER VOTES	0		03 = UNDER VOTES	381	

	01	02	03
0101 Argentine Twp 1	6	0	153
0102 Argentine Twp 2	7	0	183
0103 Argentine Twp 3	2	0	45

WITH 3 OF 3 PRECINCTS REPORTING

TREASURER ARGENTINE TOWNSHIP
VOTE FOR 1

	VOTES	PERCENT
01 = WRITE-IN	5	100.00
02 = OVER VOTES	0	
03 = UNDER VOTES	391	

	01	02	03
0101 Argentine Twp 1	1	0	158
0102 Argentine Twp 2	3	0	187
0103 Argentine Twp 3	1	0	46

WITH 3 OF 3 PRECINCTS REPORTING

TRUSTEE ARGENTINE TOWNSHIP
VOTE FOR 2

	VOTES	PERCENT
01 = Teresa Ciesielski	295	98.66
02 = WRITE-IN	4	1.34

	VOTES
03 = OVER VOTES	0
04 = UNDER VOTES	493

	01	02	03	04
0101 Argentine Twp 1	114	4	0	200
0102 Argentine Twp 2	147	0	0	233
0103 Argentine Twp 3	34	0	0	60

GENESEE COUNTY, MICHIGAN
2016 AUGUST ELECTION
AUGUST 2, 2016
Democratic Party

WITH 4 OF 4 PRECINCTS REPORTING

SUPERVISOR ATLAS TOWNSHIP

	VOTES	PERCENT		VOTES	PERCENT
VOTE FOR 1					
01 = WRITE-IN	30	100.00			
02 = OVER VOTES	0		03 = UNDER VOTES	334	

	01	02	03
0201 Atlas Twp 1	5	0	122
0202 Atlas Twp 2	4	0	51
0203 Atlas Twp 3	12	0	92
0204 Atlas Twp 4	9	0	69

WITH 4 OF 4 PRECINCTS REPORTING

CLERK ATLAS TOWNSHIP
VOTE FOR 1

	VOTES	PERCENT
01 = WRITE-IN	26	100.00
02 = OVER VOTES	0	

	VOTES	PERCENT
03 = UNDER VOTES	338	

	01	02	03
0201 Atlas Twp 1	3	0	124
0202 Atlas Twp 2	4	0	51
0203 Atlas Twp 3	11	0	93
0204 Atlas Twp 4	8	0	70

WITH 4 OF 4 PRECINCTS REPORTING

TREASURER ATLAS TOWNSHIP
VOTE FOR 1

	VOTES	PERCENT
01 = WRITE-IN	23	100.00
02 = OVER VOTES	0	
03 = UNDER VOTES	341	

	01	02	03
0201 Atlas Twp 1	2	0	125
0202 Atlas Twp 2	4	0	51
0203 Atlas Twp 3	10	0	94
0204 Atlas Twp 4	7	0	71

WITH 4 OF 4 PRECINCTS REPORTING

TRUSTEE ATLAS TOWNSHIP
VOTE FOR 2

	VOTES	PERCENT
01 = WRITE-IN	38	100.00
02 = OVER VOTES	0	
03 = UNDER VOTES	690	

	01	02	03
0201 Atlas Twp 1	5	0	249
0202 Atlas Twp 2	5	0	105
0203 Atlas Twp 3	15	0	193
0204 Atlas Twp 4	13	0	143

SUPERVISOR CLAYTON TOWNSHIP

	VOTES	PERCENT		VOTES	PERCENT
VOTE FOR 1					
01 = WRITE-IN	53	100.00			
02 = OVER VOTES	0		03 = UNDER VOTES	766	

	01	02	03
0401 Clayton Twp 1	23	0	321
0402 Clayton Twp 2	15	0	186
0403 Clayton Twp 3	9	0	139
0404 Clayton Twp 4	6	0	120

WITH 4 OF 4 PRECINCTS REPORTING

CLERK CLAYTON TOWNSHIP
VOTE FOR 1

	VOTES	PERCENT
01 = Dennis Milem	584	99.32
02 = WRITE-IN	4	.68

	VOTES
03 = OVER VOTES	0
04 = UNDER VOTES	231

	01	02	03	04
0401 Clayton Twp 1	242	1	0	101
0402 Clayton Twp 2	146	1	0	54
0403 Clayton Twp 3	106	1	0	41
0404 Clayton Twp 4	90	1	0	35

WITH 4 OF 4 PRECINCTS REPORTING

TREASURER CLAYTON TOWNSHIP
VOTE FOR 1

	VOTES	PERCENT
01 = Rick Caruso	587	99.49
02 = WRITE-IN	3	.51

	VOTES	PERCENT
03 = OVER VOTES	0	
04 = UNDER VOTES	229	

	01	02	03	04
0401 Clayton Twp 1	241	1	0	102
0402 Clayton Twp 2	144	0	0	57
0403 Clayton Twp 3	109	1	0	38
0404 Clayton Twp 4	93	1	0	32

GENESEE COUNTY, MICHIGAN
2016 AUGUST ELECTION
AUGUST 2, 2016
Democratic Party

WITH 4 OF 4 PRECINCTS REPORTING

TRUSTEE CLAYTON TOWNSHIP
VOTE FOR 4

	VOTES	PERCENT		VOTES	PERCENT
01 = Greg Childers	495	24.97			
02 = Mike Crockett	494	24.92	05 = WRITE-IN	4	.20
03 = Tamara Kapraun	484	24.42	06 = OVER VOTES	4	
04 = Robert Widigan	505	25.48	07 = UNDER VOTES	1,290	

	01	02	03	04	05	06	07
0401 Clayton Twp 1	216	207	202	206	1	4	540
0402 Clayton Twp 2	115	126	132	126	1	0	304
0403 Clayton Twp 3	89	86	77	91	2	0	247
0404 Clayton Twp 4	75	75	73	82	0	0	199

WITH 9 OF 9 PRECINCTS REPORTING

SUPERVISOR DAVISON TOWNSHIP

VOTE FOR 1

	VOTES	PERCENT
01 = WRITE-IN	100	100.00
02 = OVER VOTES	0	
03 = UNDER VOTES	1,267	

	01	02	03
0701 Davison Twp 1	9	0	145
0702 Davison Twp 2	22	0	200
0703 Davison Twp 3	4	0	128
0704 Davison Twp 4	17	0	214
0705 Davison Twp 5	6	0	109
0706 Davison Twp 6	14	0	131
0707 Davison Twp 7	14	0	102
0708 Davison Twp 8	1	0	87
0709 Davison Twp 9	13	0	151

WITH 9 OF 9 PRECINCTS REPORTING

CLERK DAVISON TOWNSHIP
VOTE FOR 1

	VOTES	PERCENT
01 = WRITE-IN	89	100.00
02 = OVER VOTES	0	

03 = UNDER VOTES 1,278

	01	02	03
0701 Davison Twp 1	9	0	145
0702 Davison Twp 2	18	0	204
0703 Davison Twp 3	4	0	128
0704 Davison Twp 4	11	0	220
0705 Davison Twp 5	6	0	109
0706 Davison Twp 6	13	0	132
0707 Davison Twp 7	14	0	102
0708 Davison Twp 8	3	0	85
0709 Davison Twp 9	11	0	153

WITH 9 OF 9 PRECINCTS REPORTING

TREASURER DAVISON TOWNSHIP
VOTE FOR 1

	VOTES	PERCENT
01 = Patrick R. Miller	1,024	99.03
02 = WRITE-IN	10	.97

	VOTES
03 = OVER VOTES	2
04 = UNDER VOTES	331

	01	02	03	04
0701 Davison Twp 1	122	2	0	30
0702 Davison Twp 2	168	1	0	53
0703 Davison Twp 3	90	0	0	42
0704 Davison Twp 4	176	2	0	53
0705 Davison Twp 5	92	0	0	23
0706 Davison Twp 6	111	1	0	33
0707 Davison Twp 7	82	1	2	31
0708 Davison Twp 8	60	0	0	28
0709 Davison Twp 9	123	3	0	38

GENESEE COUNTY, MICHIGAN
2016 AUGUST ELECTION
AUGUST 2, 2016
Democratic Party

WITH 9 OF 9 PRECINCTS REPORTING

TRUSTEE DAVISON TOWNSHIP
VOTE FOR 2

	VOTES	PERCENT
01 = Timothy W. Elkins	932	57.00
02 = Jordan Alan Tiffany	697	42.63
03 = WRITE-IN	6	.37

	VOTES	PERCENT
04 = OVER VOTES	2	
05 = UNDER VOTES	1,097	

	01	02	03	04	05
0701 Davison Twp 1	102	73	2	0	131
0702 Davison Twp 2	142	110	0	0	192
0703 Davison Twp 3	93	67	0	0	104
0704 Davison Twp 4	164	132	0	0	166
0705 Davison Twp 5	78	61	0	0	91
0706 Davison Twp 6	99	82	1	0	108
0707 Davison Twp 7	71	58	0	2	101
0708 Davison Twp 8	62	40	0	0	74
0709 Davison Twp 9	121	74	3	0	130

WITH 6 OF 6 PRECINCTS REPORTING

SUPERVISOR FENTON TOWNSHIP
VOTE FOR 1

	VOTES	PERCENT
01 = WRITE-IN	34	100.00
02 = OVER VOTES	0	

03 = UNDER VOTES 786

	01	02	03
0901 Fenton Twp 1	5	0	106
0902 Fenton Twp 2	7	0	147
0903 Fenton Twp 3	7	0	156
0904 Fenton Twp 4	2	0	131
0905 Fenton Twp 5	4	0	153
0906 Fenton Twp 6	9	0	93

GENESEE COUNTY, MICHIGAN
2016 AUGUST ELECTION
AUGUST 2, 2016
Democratic Party

WITH 6 OF 6 PRECINCTS REPORTING

CLERK FENTON TOWNSHIP
VOTE FOR 1

	VOTES	PERCENT		VOTES	PERCENT
01 = WRITE-IN	29	100.00			
02 = OVER VOTES	0		03 = UNDER VOTES	791	

	01	02	03
0901 Fenton Twp 1	5	0	106
0902 Fenton Twp 2	7	0	147
0903 Fenton Twp 3	5	0	158
0904 Fenton Twp 4	2	0	131
0905 Fenton Twp 5	5	0	152
0906 Fenton Twp 6	5	0	97

WITH 6 OF 6 PRECINCTS REPORTING

TREASURER FENTON TOWNSHIP
VOTE FOR 1

	VOTES	PERCENT
01 = WRITE-IN	2B	100.00
02 = OVER VOTES	0	
03 = UNDER VOTES	792	

	01	02	03
0901 Fenton Twp 1	5	0	106
0902 Fenton Twp 2	6	0	14B
0903 Fenton Twp 3	6	0	157
0904 Fenton Twp 4	3	0	130
0905 Fenton Twp 5	5	0	152
0906 Fenton Twp 6	3	0	99

WITH 6 OF 6 PRECINCTS REPORTING

TRUSTEE FENTON TOWNSHIP
VOTE FOR 4

	VOTES	PERCENT
01 = WRITE-IN	59	100.00
02 = OVER VOTES	0	
03 = UNDER VOTES	3,221	

	01	02	03
0901 Fenton Twp 1	10	0	434
0902 Fenton Twp 2	15	0	601
0903 Fenton Twp 3	9	0	643
0904 Fenton Twp 4	2	0	530
0905 Fenton Twp 5	8	0	620
0906 Fenton Twp 6	15	0	393

WITH 15 OF 15 PRECINCTS REPORTING

SUPERVISOR FLINT TOWNSHIP
VOTE FOR 1

	VOTES	PERCENT
01 = David N. Huffman	1,100	32.14
02 = Karyn Miller	2,314	67.60
03 = WRITE-IN	9	.26

	VOTES	PERCENT
04 = OVER VOTES	3	
05 = UNDER VOTES	348	

	01	02	03	04	05
1101 Flint Twp 1	155	356	1	0	44
1102 Flint Twp 2	83	161	0	0	18
1103 Flint Twp 3	92	209	0	0	26
1104 Flint Twp 4	91	285	2	0	51
1105 Flint Twp 5	111	223	0	0	28
1106 Flint Twp 6	70	172	1	1	41
1107 Flint Twp 7	53	192	1	0	22
1108 Flint Twp 8	4	9	0	0	1
1109 Flint Twp 9	42	85	1	0	10
1110 Flint Twp 10	47	101	1	0	20
1111 Flint Twp 11	51	99	1	1	16
1112 Flint Twp 12	64	86	0	0	16
1113 Flint Twp 13	62	98	0	1	21
1114 Flint Twp 14	94	118	1	0	13
1115 Flint Twp 15	81	120	0	0	21

WITH 15 OF 15 PRECINCTS REPORTING

CLERK FLINT TOWNSHIP
VOTE FOR 1

	VOTES	PERCENT		VOTES	PERCENT
01 = Alex Clark	901	27.34			
02 = Kathy Funk	930	28.22	05 = WRITE-IN	11	.33
03 = LaVonna Harris	859	26.07	06 = OVER VOTES	18	
04 = Shawn MacGillivray-Heston	594	18.03	07 = UNDER VOTES	461	

	01	02	03	04	05	06	07
1101 Flint Twp 1	115	125	149	94	2	2	69
1102 Flint Twp 2	66	69	54	39	0	2	32
1103 Flint Twp 3	60	82	68	75	0	1	41
1104 Flint Twp 4	98	106	90	72	2	2	59
1105 Flint Twp 5	85	89	69	64	0	1	54
1106 Flint Twp 6	84	78	50	38	1	0	34
1107 Flint Twp 7	58	43	96	35	2	3	31
1108 Flint Twp 8	2	5	2	4	0	0	1
1109 Flint Twp 9	48	33	30	18	2	1	6
1110 Flint Twp 10	29	74	27	17	2	0	20
1111 Flint Twp 11	41	45	36	21	0	2	23
1112 Flint Twp 12	38	50	31	28	0	1	18
1113 Flint Twp 13	55	42	32	27	0	0	26
1114 Flint Twp 14	61	43	63	36	0	1	22
1115 Flint Twp 15	61	46	62	26	0	2	25

GENESEE COUNTY, MICHIGAN
2016 AUGUST ELECTION
AUGUST 2, 2016
Democratic Party

WITH 15 OF 15 PRECINCTS REPORTING

TREASURER FLINT TOWNSHIP
VOTE FOR 1

	VOTES	PERCENT		VOTES	PERCENT
01 = Lisa R. Anderson	1,428	44.53	04 = WRITE-IN	16	.50
02 = Marsha Binelli	1,153	35.95	05 = OVER VOTES	3	
03 = Donald E. Thompson	610	19.02	06 = UNOER VOTES	564	

	01	02	03	04	05	06
1101 Flint Twp 1	228	161	81	3	1	82
1102 Flint Twp 2	94	79	54	0	0	35
1103 Flint Twp 3	102	121	52	2	0	50
1104 Flint Twp 4	172	132	55	1	0	69
1105 Flint Twp 5	113	148	54	0	0	47
1106 Flint Twp 6	100	85	56	3	0	41
1107 Flint Twp 7	133	70	31	2	2	30
1108 Flint Twp 8	2	5	6	0	0	1
1109 Flint Twp 9	62	33	27	2	0	14
1110 Flint Twp 10	56	56	25	1	0	31
1111 Flint Twp 11	58	49	25	2	0	34
1112 Flint Twp 12	60	48	34	0	0	24
1113 Flint Twp 13	54	57	24	0	0	47
1114 Flint Twp 14	104	57	37	0	0	28
1115 Flint Twp 15	90	52	49	0	0	31

WITH 15 OF 15 PRECINCTS REPORTING

TRUSTEE FLINT TOWNSHIP
VOTE FOR 4

	VOTES	PERCENT		VOTES	PERCENT
01 = David DuFresne	1,017	9.34	06 = Joanne E. Rhoads	1,433	13.16
02 = Frank Kasle	1,716	15.75	07 = Barbara Vert	2,007	18.42
03 = Tom Klee	1,560	14.32	08 = WRITE-IN	20	.18
04 = George James Menoutes	1,524	13.99	09 = OVER VOTES	28	
05 = Carol Pfaff-Dahl	1,616	14.84	10 = UNDER VOTES	4,175	

	01	02	03	04	05	06	07	08	09	10
1101 Flint Twp 1	131	327	199	285	267	172	273	0	4	566
1102 Flint Twp 2	75	120	110	100	122	86	134	0	0	301
1103 Flint Twp 3	80	161	149	138	141	109	167	0	0	363
1104 Flint Twp 4	95	200	162	194	187	149	229	0	4	496
1105 Flint Twp 5	89	169	113	161	154	133	201	1	0	427
1106 Flint Twp 6	57	119	129	96	98	116	159	3	8	355
1107 Flint Twp 7	56	130	79	103	91	108	183	3	0	319
1108 Flint Twp 8	4	9	7	9	3	3	6	0	0	15
1109 Flint Twp 9	43	63	50	52	57	55	62	5	4	161
1110 Flint Twp 10	41	70	76	76	78	60	86	5	0	184
1111 Flint Twp 11	39	65	83	62	62	56	88	2	0	215
1112 Flint Twp 12	66	73	75	62	79	79	84	0	4	142
1113 Flint Twp 13	53	62	106	56	71	70	109	0	4	197
1114 Flint Twp 14	91	75	110	64	108	128	116	0	0	212
1115 Flint Twp 15	97	73	112	66	98	109	110	1	0	222

WITH 7 OF 7 PRECINCTS REPORTING

SUPERVISOR FLUSHING TOWNSHIP
VOTE FOR 1

	VOTES	PERCENT
01 = Maryion Lee	696	51.79
02 = Scott P. Minaudo	646	48.07
03 = WRITE-IN	2	.15

	VOTES
04 = OVER VOTES	1
05 = UNDER VOTES	83

	01	02	03	04	05
1301 Flushing Twp 1	106	96	0	0	14
1302 Flushing Twp 2	145	130	0	0	8
1303 Flushing Twp 3	97	102	1	0	24
1304 Flushing Twp 4	64	66	0	1	12
1305 Flushing Twp 5	99	95	1	0	10
1306 Flushing Twp 6	87	69	0	0	6
1307 Flushing Twp 7	98	88	0	0	9

WITH 7 OF 7 PRECINCTS REPORTING

CLERK FLUSHING TOWNSHIP
VOTE FOR 1

	VOTES	PERCENT
01 = Rian Birchmeier	276	21.51
02 = Jean Shingledecker	339	26.42
03 = Joyce Wilson	667	51.99

	VOTES	PERCENT
04 = WRITE-IN	1	.08
05 = OVER VOTES	1	
06 = UNDER VOTES	144	

	01	02	03	04	05	06
1301 Flushing Twp 1	35	61	95	0	0	25
1302 Flushing Twp 2	57	58	147	0	0	21
1303 Flushing Twp 3	35	39	109	1	0	40
1304 Flushing Twp 4	23	43	60	0	0	17
1305 Flushing Twp 5	30	66	88	0	0	21
1306 Flushing Twp 6	50	34	70	0	1	7
1307 Flushing Twp 7	46	38	98	0	0	13

WITH 7 OF 7 PRECINCTS REPORTING

TREASURER FLUSHING TOWNSHIP
VOTE FOR 1

	VOTES	PERCENT
01 = Jona Kean	1,083	99.27
02 = WRITE-IN	8	.73

	VOTES
03 = OVER VOTES	0
04 = UNDER VOTES	337

	01	02	03	04
1301 Flushing Twp 1	168	0	0	48
1302 Flushing Twp 2	231	0	0	52
1303 Flushing Twp 3	165	0	0	59
1304 Flushing Twp 4	103	1	0	39
1305 Flushing Twp 5	142	4	0	59
1306 Flushing Twp 6	119	1	0	42
1307 Flushing Twp 7	155	2	0	38

GENESEE COUNTY, MICHIGAN
2016 AUGUST ELECTION
AUGUST 2, 2016
Democratic Party

WITH 7 OF 7 PRECINCTS REPORTING

TRUSTEE FLUSHING TOWNSHIP
VOTE FOR 4

	VOTES	PERCENT		VOTES	PERCENT
01 = Jenifer Almassy	683	17.44	06 = Eric Welsby	591	15.09
02 = Dane A. Carnell	418	10.67	07 = Jody Wright	580	14.81
03 = David Manges	549	14.02	08 = WRITE-IN	10	.26
04 = Gary D. McGrath	387	9.88	09 = OVER VOTES	4	
05 = Cindy Gage Ostrowski	699	17.85	10 = UNDER VOTES	1,791	

	01	02	03	04	05	06	07	08	09	10
1301 Flushing Twp 1	98	75	75	57	100	88	85	1	0	285
1302 Flushing Twp 2	155	83	98	85	150	131	113	1	0	316
1303 Flushing Twp 3	99	73	110	52	106	74	96	3	0	283
1304 Flushing Twp 4	68	40	57	44	62	63	57	0	0	181
1305 Flushing Twp 5	99	50	79	54	101	90	76	0	0	271
1306 Flushing Twp 6	84	44	57	43	82	62	75	0	0	201
1307 Flushing Twp 7	80	53	73	52	98	83	78	5	4	254

WITH 3 OF 3 PRECINCTS REPORTING

SUPERVISOR FOREST TOWNSHIP

	VOTES	PERCENT
VOTE FOR 1		
01 = Mary Ann Price	480	99.38
02 = WRITE-IN	3	.62

	VOTES	PERCENT
03 = OVER VOTES	2	
04 = UNDER VOTES	90	

	01	02	03	04
1401 Forest Twp 1	109	2	0	32
1402 Forest Twp 2	215	1	1	27
1403 Forest Twp 3	156	0	1	31

WITH 3 OF 3 PRECINCTS REPORTING

CLERK FOREST TOWNSHIP
VOTE FOR 1

	VOTES	PERCENT
01 = Lisa Margrif	480	99.79
02 = WRITE-IN	1	.21

	VOTES
03 = OVER VOTES	0
04 = UNDER VOTES	94

	01	02	03	04
1401 Forest Twp 1	107	1	0	35
1402 Forest Twp 2	214	0	0	30
1403 Forest Twp 3	159	0	0	29

WITH 3 OF 3 PRECINCTS REPORTING

TREASURER FOREST TOWNSHIP
VOTE FOR 1

	VOTES	PERCENT
01 = Linda D. Smoke	487	100.00
02 = WRITE-IN	0	

	VOTES
03 = OVER VOTES	0
04 = UNDER VOTES	88

	01	02	03	04
1401 Forest Twp 1	111	0	0	32
1402 Forest Twp 2	217	0	0	27
1403 Forest Twp 3	159	0	0	29

WITH 3 OF 3 PRECINCTS REPORTING

TRUSTEE FOREST TOWNSHIP
VOTE FOR 2

	VOTES	PERCENT
01 = Mark Martin	453	56.06
02 = Al Sorge	353	43.69
03 = WRITE-IN	2	.25

	VOTES
04 = OVER VOTES	0
05 = UNDER VOTES	342

	01	02	03	04	05
1401 Forest Twp 1	99	80	1	0	106
1402 Forest Twp 2	200	164	0	0	124
1403 Forest Twp 3	154	109	1	0	112

WITH 4 OF 4 PRECINCTS REPORTING

SUPERVISOR GAINES TOWNSHIP

VOTE FOR 1

	VOTES	PERCENT
01 = WRITE-IN	43	100.00
02 = OVER VOTES	0	
03 = UNDER VOTES	543	

	01	02	03
1501 Gaines Twp 1	15	0	168
1502 Gaines Twp 2	13	0	117
1503 Gaines Twp 3	5	0	83
1504 Gaines Twp 4	10	0	175

WITH 4 OF 4 PRECINCTS REPORTING

CLERK GAINES TOWNSHIP
VOTE FOR 1

	VOTES	PERCENT
01 = Michael Dowler	410	97.16
02 = WRITE-IN	12	2.84

	VOTES
03 = OVER VOTES	0
04 = UNDER VOTES	164

	01	02	03	04
1501 Gaines Twp 1	122	5	0	56
1502 Gaines Twp 2	96	3	0	31
1503 Gaines Twp 3	59	2	0	27
1504 Gaines Twp 4	133	2	0	50

WITH 4 OF 4 PRECINCTS REPORTING

TREASURER GAINES TOWNSHIP
VOTE FOR 1

	VOTES	PERCENT
01 = Diane M. Hyrman	406	96.90
02 = WRITE-IN	13	3.10

	VOTES	PERCENT
03 = OVER VOTES	0	
04 = UNDER VOTES	167	

	01	02	03	04
1501 Gaines Twp 1	118	5	0	60
1502 Gaines Twp 2	97	2	0	31
1503 Gaines Twp 3	58	2	0	28
1504 Gaines Twp 4	133	4	0	48

WITH 4 OF 4 PRECINCTS REPORTING

TRUSTEE GAINES TOWNSHIP
VOTE FOR 2

	VOTES	PERCENT
01 = Matthew D. Moros	332	48.61
02 = Lee Purdy	340	49.78
03 = WRITE-IN	11	1.61

	VOTES	PERCENT
04 = OVER VOTES	0	
05 = UNDER VOTES	489	

	01	02	03	04	05
1501 Gaines Twp 1	108	98	3	0	157
1502 Gaines Twp 2	72	79	2	0	107
1503 Gaines Twp 3	49	56	3	0	68
1504 Gaines Twp 4	103	107	3	0	157

WITH 9 OF 9 PRECINCTS REPORTING

SUPERVISOR GENESEE TOWNSHIP
VOTE FOR 1

	VOTES	PERCENT
01 = Steven D. Fuhr	1,063	55.22
02 = Steve Myers	859	44.62
03 = WRITE-IN	3	.16

	VOTES	PERCENT
04 = OVER VOTES	5	
05 = UNDER VOTES	231	

	01	02	03	04	05
1601 Genesee Twp 1	47	44	0	1	11
1602 Genesee Twp 2	50	70	1	0	19
1603 Genesee Twp 3	89	74	0	1	23
1604 Genesee Twp 4	175	182	0	0	52
1605 Genesee Twp 5	82	51	0	2	20
1606 Genesee Twp 6	120	110	1	0	27
1607 Genesee Twp 7	162	64	0	0	18
1608 Genesee Twp 8	184	146	0	1	33
1609 Genesee Twp 9	154	118	1	0	28

WITH 9 OF 9 PRECINCTS REPORTING

CLERK GENESEE TOWNSHIP
VOTE FOR 1

	VOTES	PERCENT		VOTES	PERCENT
01 = Wayne Bates	1,776	99.33	03 = OVER VOTES	0	
02 = WRITE-IN	12	.67	04 = UNDER VOTES	373	

	01	02	03	04
1601 Genesee Twp 1	87	2	0	14
1602 Genesee Twp 2	119	1	0	20
1603 Genesee Twp 3	160	0	0	27
1604 Genesee Twp 4	321	2	0	86
1605 Genesee Twp 5	127	0	0	28
1606 Genesee Twp 6	209	3	0	46
1607 Genesee Twp 7	202	2	0	40
1608 Genesee Twp 8	302	1	0	61
1609 Genesee Twp 9	249	1	0	51

WITH 9 OF 9 PRECINCTS REPORTING

TREASURER GENESEE TOWNSHIP
VOTE FOR 1

	VOTES	PERCENT
01 = Tod Sorensen	1,751	99.21
02 = WRITE-IN	14	.79

	VOTES
03 = OVER VOTES	0
04 = UNDER VOTES	396

	01	02	03	04
1601 Genesee Twp 1	87	1	0	15
1602 Genesee Twp 2	116	1	0	23
1603 Genesee Twp 3	162	0	0	25
1604 Genesee Twp 4	312	4	0	93
1605 Genesee Twp 5	125	0	0	30
1606 Genesee Twp 6	209	4	0	45
1607 Genesee Twp 7	199	1	0	44
1608 Genesee Twp 8	295	0	0	69
1609 Genesee Twp 9	246	3	0	52

WITH 9 OF 9 PRECINCTS REPORTING

	VOTES	PERCENT		VOTES	PERCENT
TRUSTEE GENESEE TOWNSHIP					
VOTE FOR 4					
01 = Richard E. Burrus	1,338	20.64	05 = Patricia Witte	1,294	19.96
02 = Daniel Eashoo	1,208	18.63	06 = WRITE-IN	12	.19
03 = Thomas Jean	1,252	19.31	07 = OVER VOTES	24	
04 = Kathy Sutton	1,380	21.28	08 = UNDER VOTES	2,136	

	01	02	03	04	05	06	07	08
1601 Genesee Twp 1	58	66	64	61	63	0	4	96
1602 Genesee Twp 2	72	61	66	89	86	5	4	177
1603 Genesee Twp 3	110	107	98	135	116	2	0	180
1604 Genesee Twp 4	241	260	287	221	236	2	4	385
1605 Genesee Twp 5	97	99	82	94	100	0	0	148
1606 Genesee Twp 6	165	134	154	174	145	0	4	256
1607 Genesee Twp 7	141	130	127	157	140	1	0	280
1608 Genesee Twp 8	264	199	214	249	219	0	4	307
1609 Genesee Twp 9	190	152	160	200	189	2	4	307

WITH 15 OF 15 PRECINCTS REPORTING

SUPERVISOR GRAND BLANC TOWNSHIP
VOTE FOR 1

	VOTES	PERCENT		VOTES	PERCENT
01 = Charles Smiley	2,475	98.80	03 = OVER VOTES	0	
02 = WRITE-IN	30	1.20	04 = UNDER VOTES	741	

	01	02	03	04
1801 Grand Blanc Twp 1	275	4	0	67
1802 Grand Blanc Twp 2	86	3	0	17
1803 Grand Blanc Twp 3	142	3	0	30
1804 Grand Blanc Twp 4	181	3	0	51
1805 Grand Blanc Twp 5	199	1	0	59
1806 Grand Blanc Twp 6	240	0	0	66
1807 Grand Blanc Twp 7	198	0	0	58
1808 Grand Blanc Twp 8	155	3	0	94
1809 Grand Blanc Twp 9	171	2	0	54
1810 Grand Blanc Twp 10	186	1	0	75
1811 Grand Blanc Twp 11	86	1	0	11
1812 Grand Blanc Twp 12	110	0	0	23
1813 Grand Blanc Twp 13	151	4	0	25
1814 Grand Blanc Twp 14	187	2	0	71
1815 Grand Blanc Twp 15	108	3	0	40

WITH 15 OF 15 PRECINCTS REPORTING

CLERK GRAND BLANC TOWNSHIP
VOTE FOR 1

	VOTES	PERCENT
01 = Sue DeVernay	1,901	69.97
02 = Cris Rariden	805	29.63
03 = WRITE-IN	11	.40

	VOTES	PERCENT
04 = OVER VOTES	2	
05 = UNDER VOTES	527	

	01	02	03	04	05
1801 Grand Blanc Twp 1	219	84	1	0	42
1802 Grand Blanc Twp 2	55	31	1	0	19
1803 Grand Blanc Twp 3	99	47	1	0	28
1804 Grand Blanc Twp 4	152	55	0	0	28
1805 Grand Blanc Twp 5	158	62	2	0	37
1806 Grand Blanc Twp 6	176	76	0	0	54
1807 Grand Blanc Twp 7	145	63	2	0	46
1808 Grand Blanc Twp 8	117	70	0	1	64
1B09 Grand Blanc Twp 9	142	42	2	0	41
1810 Grand Blanc Twp 10	153	59	0	1	49
1811 Grand Blanc Twp 11	62	27	1	0	8
1812 Grand Blanc Twp 12	65	40	1	0	27
1813 Grand Blanc Twp 13	106	53	0	0	21
1814 Grand Blanc Twp 14	157	65	0	0	38
1815 Grand Blanc Twp 15	95	31	0	0	25

WITH 15 OF 15 PRECINCTS REPORTING

TREASURER GRAND BLANC TOWNSHIP
VOTE FOR 1

	VOTES	PERCENT
01 = Jude Rariden	2,207	98.44
02 = WRITE-IN	35	1.56

	VOTES
03 = OVER VOTES	1
04 = UNDER VOTES	1,003

	01	02	03	04
1801 Grand Blanc Twp 1	254	4	0	88
1802 Grand Blanc Twp 2	73	2	0	31
1803 Grand Blanc Twp 3	123	1	0	51
1804 Grand Blanc Twp 4	156	1	0	78
1805 Grand Blanc Twp 5	185	2	0	72
1806 Grand Blanc Twp 6	215	2	0	89
1807 Grand Blanc Twp 7	182	2	0	72
1808 Grand Blanc Twp 8	136	0	0	116
1809 Grand Blanc Twp 9	144	6	0	77
1810 Grand Blanc Twp 10	165	2	0	95
1811 Grand Blanc Twp 11	81	1	0	16
1812 Grand Blanc Twp 12	95	3	0	35
1813 Grand Blanc Twp 13	133	4	0	43
1814 Grand Blanc Twp 14	162	2	1	95
1815 Grand Blanc Twp 15	103	3	0	45

WITH 15 OF 15 PRECINCTS REPORTING

TRUSTEE GRAND BLANC TOWNSHIP
VOTE FOR 4

	VOTES	PERCENT
01 = Joe Massey	1,884	50.13
02 = Ken Thomas	1,835	48.83
03 = WRITE-IN	39	1.04

	VOTES
04 = OVER VOTES	0
05 = UNDER VOTES	9,226

	01	02	03	04	05
1801 Grand Blanc Twp 1	217	198	5	0	964
1802 Grand Blanc Twp 2	60	70	4	0	290
1803 Grand Blanc Twp 3	104	90	1	0	505
1804 Grand Blanc Twp 4	125	136	0	0	679
1805 Grand Blanc Twp 5	162	160	3	0	711
1806 Grand Blanc Twp 6	181	187	0	0	856
1807 Grand Blanc Twp 7	163	125	6	0	730
1808 Grand Blanc Twp 8	116	121	0	0	771
1809 Grand Blanc Twp 9	121	132	10	0	645
1810 Grand Blanc Twp 10	157	150	2	0	739
1811 Grand Blanc Twp 11	69	62	1	0	260
1812 Grand Blanc Twp 12	77	69	4	0	382
1813 Grand Blanc Twp 13	101	103	0	0	516
1814 Grand Blanc Twp 14	136	148	2	0	754
1815 Grand Blanc Twp 15	95	84	1	0	424

GENESEE COUNTY, MICHIGAN
2016 AUGUST ELECTION
AUGUST 2, 2016
Democratic Party

WITH 4 OF 4 PRECINCTS REPORTING

SUPERVISOR MONTROSE TOWNSHIP
VOTE FOR 1

	VOTES	PERCENT
01 = Mark A. Emmendorfer	354	99.16
02 = WRITE-IN	3	.84

	VOTES
03 = OVER VOTES	0
04 = UNDER VOTES	71

	01	02	03	04
2101 Montrose Twp 1	75	1	0	22
2102 Montrose Twp 2	67	2	0	15
2103 Montrose Twp 3	102	0	0	20
2104 Montrose Twp 4	110	0	0	14

WITH 4 OF 4 PRECINCTS REPORTING

CLERK MONTROSE TOWNSHIP
VOTE FOR 1

	VOTES	PERCENT
01 = Fred Domine	341	99.71
02 = WRITE-IN	1	.29

	VOTES
03 = OVER VOTES	0
04 = UNDER VOTES	86

	01	02	03	04
2101 Montrose Twp 1	77	0	0	21
2102 Montrose Twp 2	66	1	0	17
2103 Montrose Twp 3	97	0	0	25
2104 Montrose Twp 4	101	0	0	23

WITH 4 OF 4 PRECINCTS REPORTING

TREASURER MONTROSE TOWNSHIP
VOTE FOR 1

	VOTES	PERCENT
01 = Mary Quast	336	99.70
02 = WRITE-IN	1	.30

	VOTES	PERCENT
03 = OVER VOTES	0	
04 = UNDER VOTES	91	

	01	02	03	04
2101 Montrose Twp 1	78	0	0	20
2102 Montrose Twp 2	63	1	0	20
2103 Montrose Twp 3	93	0	0	29
2104 Montrose Twp 4	102	0	0	22

WITH 4 OF 4 PRECINCTS REPORTING

TRUSTEE MONTROSE TOWNSHIP
VOTE FOR 4

	VOTES	PERCENT		VOTES	PERCENT
01 = Dar Eldred	283	23.33			
02 = Gary Keeler	301	24.81	05 = WRITE-IN	4	.33
03 = Linda Miller	318	26.22	06 = OVER VOTES	4	
04 = Thomas J. Tithof	307	25.31	07 = UNDER VOTES	495	

	01	02	03	04	05	06	07
2101 Montrose Twp 1	64	64	74	66	0	0	124
2102 Montrose Twp 2	53	57	58	58	4	0	106
2103 Montrose Twp 3	83	89	88	87	0	4	137
2104 Montrose Twp 4	83	91	98	96	0	0	128

WITH 13 OF 13 PRECINCTS REPORTING

SUPERVISOR MT MORRIS TOWNSHIP
VOTE FOR 1

	VOTES	PERCENT
01 = Larry Green	1,219	55.82
02 = Jolena Sanders Sims	958	43.86
03 = WRITE-IN	7	.32

	VOTES
04 = OVER VOTES	10
05 = UNDER VOTES	111

	01	02	03	04	05
2301 Mt. Morris Twp 1	90	28	0	0	12
2302 Mt. Morris Twp 2	66	39	1	0	4
2303 Mt. Morris Twp 3	145	33	0	3	7
2304 Mt. Morris Twp 4	109	33	0	0	3
2306 Mt. Morris Twp 6	115	57	0	0	6
2308 Mt. Morris Twp 8	31	29	1	0	5
2309 Mt. Morris Twp 9	31	67	0	1	7
2310 Mt. Morris Twp 10	52	124	2	1	6
2311 Mt. Morris Twp 11	69	122	1	0	6
2312 Mt. Morris Twp 12	46	137	0	1	4
2313 Mt. Morris Twp 13	128	159	1	3	9
2314 Mt. Morris Twp 14	162	85	0	0	21
2315 Mt. Morris Twp 15	175	45	1	1	21

WITH 13 OF 13 PRECINCTS REPORTING

CLERK MT MORRIS TOWNSHIP
VOTE FOR 1

	VOTES	PERCENT		VOTES	PERCENT
01 = Brenda Ashley	1,921	99.17	03 = OVER VOTES	1	
02 = WRITE-IN	16	.83	04 = UNOER VOTES	367	

	01	02	03	04
2301 Mt. Morris Twp 1	108	0	0	22
2302 Mt. Morris Twp 2	90	1	0	19
2303 Mt. Morris Twp 3	163	0	0	25
2304 Mt. Morris Twp 4	125	1	0	19
2306 Mt. Morris Twp 6	149	1	0	28
2308 Mt. Morris Twp 8	54	2	1	9
2309 Mt. Morris Twp 9	89	1	0	16
2310 Mt. Morris Twp 10	163	1	0	21
2311 Mt. Morris Twp 11	169	1	0	28
2312 Mt. Morris Twp 12	158	4	0	26
2313 Mt. Morris Twp 13	265	2	0	33
2314 Mt. Morris Twp 14	199	0	0	69
2315 Mt. Morris Twp 15	189	2	0	52

WITH 13 OF 13 PRECINCTS REPORTING

TREASURER MT MORRIS TOWNSHIP
VOTE FOR 1

	VOTES	PERCENT
01 = Patrick Haley	1,866	99.20
02 = WRITE-IN	15	.80

	VOTES
03 = OVER VOTES	1
04 = UNDER VOTES	423

	01	02	03	04
2301 Mt. Morris Twp 1	103	0	0	27
2302 Mt. Morris Twp 2	86	0	0	24
2303 Mt. Morris Twp 3	161	0	0	27
2304 Mt. Morris Twp 4	120	1	0	24
2306 Mt. Morris Twp 6	148	0	0	30
2308 Mt. Morris Twp 8	54	1	0	11
2309 Mt. Morris Twp 9	86	1	1	18
2310 Mt. Morris Twp 10	152	3	0	30
2311 Mt. Morris Twp 11	161	2	0	35
2312 Mt. Morris Twp 12	151	4	0	33
2313 Mt. Morris Twp 13	258	2	0	40
2314 Mt. Morris Twp 14	204	0	0	64
2315 Mt. Morris Twp 15	182	1	0	60

WITH 13 OF 13 PRECINCTS REPORTING

TRUSTEE MT MORRIS TOWNSHIP
VOTE FOR 4

	VOTES	PERCENT		VOTES	PERCENT
01 = DeWayn Allen	340	4.68	07 = Reginald Mays	769	10.58
02 = Brian S. Baxter	1,148	15.80	08 = Elmer Wilson Jr.	923	12.70
03 = Gerald T. Deloney	1,092	15.03	09 = Lori Wright	663	9.12
04 = Michael L. Dunklee	798	10.98	10 = WRITE-IN	14	.19
05 = Jacky King	1,043	14.35	11 = OVER VOTES	16	
06 = Michele Loper	476	6.55	12 = UNDER VOTES	1,938	

	01	02	03	04	05	06	07	08	09	10	11	12
2301 Mt. Morris Twp 1	19	65	73	63	40	18	18	56	27	0	0	141
2302 Mt. Morris Twp 2	20	50	49	43	77	20	35	32	34	0	4	76
2303 Mt. Morris Twp 3	26	124	107	89	46	34	18	86	73	0	4	145
2304 Mt. Morris Twp 4	10	92	48	77	24	20	20	110	38	0	0	141
2306 Mt. Morris Twp 6	28	99	90	79	65	36	36	80	61	0	0	138
2308 Mt. Morris Twp 8	12	34	24	18	28	17	18	33	21	1	0	58
2309 Mt. Morris Twp 9	19	49	42	22	65	28	70	14	27	0	4	84
2310 Mt. Morris Twp 10	32	69	78	25	122	53	116	54	50	3	4	134
2311 Mt. Morris Twp 11	23	82	106	38	127	46	108	49	52	4	0	157
2312 Mt. Morris Twp 12	36	67	72	39	133	59	128	37	35	1	0	145
2313 Mt. Morris Twp 13	64	144	151	57	172	50	143	121	88	4	0	206
2314 Mt. Morris Twp 14	25	159	124	118	75	49	40	122	92	0	0	268
2315 Mt. Morris Twp 15	26	114	128	130	69	46	19	129	65	1	0	245

WITH 9 OF 9 PRECINCTS REPORTING

SUPERVISOR MUNDY TOWNSHIP

VOTE FOR 1

	VOTES	PERCENT
01 = David L. Guigear	1,358	98.55
02 = WRITE-IN	20	1.45

	VOTES
03 = OVER VOTES	0
04 = UNDER VOTES	328

	01	02	03	04
2401 Mundy Twp 1	238	2	0	49
2402 Mundy Twp 2	165	0	0	46
2403 Mundy Twp 3	202	0	0	52
2404 Mundy Twp 4	183	5	0	51
2405 Mundy Twp 5	114	5	0	20
2406 Mundy Twp 6	138	2	0	32
2407 Mundy Twp 7	141	4	0	20
2408 Mundy Twp 8	110	1	0	29
2409 Mundy Twp 9	67	1	0	29

WITH 9 OF 9 PRECINCTS REPORTING

CLERK MUNDY TOWNSHIP
VOTE FOR 1

	VOTES	PERCENT
01 = Tonya Ketzler	1,027	66.65
02 = Bill Morey	509	33.03
03 = WRITE-IN	5	.32

	VOTES
04 = OVER VOTES	2
05 = UNDER VOTES	163

	01	02	03	04	05
2401 Mundy Twp 1	187	80	1	0	21
2402 Mundy Twp 2	126	61	0	0	24
2403 Mundy Twp 3	172	58	0	0	24
2404 Mundy Twp 4	113	96	1	1	28
2405 Mundy Twp 5	90	43	2	0	4
2406 Mundy Twp 6	104	49	0	1	18
2407 Mundy Twp 7	110	42	1	0	12
2408 Mundy Twp 8	82	41	0	0	17
2409 Mundy Twp 9	43	39	0	0	15

WITH 9 OF 9 PRECINCTS REPORTING

TREASURER MUNDY TOWNSHIP
VOTE FOR 1

	VOTES	PERCENT		VOTES	PERCENT
01 = Joe Oskey	1,333	99.18	03 = OVER VOTES	0	
02 = WRITE-IN	11	.82	04 = UNDER VOTES	362	

	01	02	03	04
2401 Mundy Twp 1	235	2	0	52
2402 Mundy Twp 2	160	0	0	51
2403 Mundy Twp 3	193	0	0	61
2404 Mundy Twp 4	183	2	0	54
2405 Mundy Twp 5	113	3	0	23
2406 Mundy Twp 6	134	2	0	36
2407 Mundy Twp 7	140	1	0	24
2408 Mundy Twp 8	110	0	0	30
2409 Mundy Twp 9	65	1	0	31

WITH 9 OF 9 PRECINCTS REPORTING

TRUSTEE MUNDY TOWNSHIP
VOTE FOR 4

	VOTES	PERCENT
01 = Cory Jo Bostwick	1,068	24.33
02 = Kay M. Doerr	1,118	25.47
03 = Dan Morey	1,117	25.44
04 = Dennis B. Owens	1,079	24.58

	VOTES	PERCENT
05 = WRITE-IN	8	.18
06 = OVER VOTES	4	
07 = UNDER VOTES	2,430	

	01	02	03	04	05	06	07
2401 Mundy Twp 1	180	186	183	181	1	0	425
2402 Mundy Twp 2	130	140	128	132	0	0	314
2403 Mundy Twp 3	154	163	158	162	0	4	375
2404 Mundy Twp 4	149	147	160	144	0	0	356
2405 Mundy Twp 5	88	96	98	87	7	0	180
2406 Mundy Twp 6	108	117	109	110	0	0	244
2407 Mundy Twp 7	111	119	125	113	0	0	192
2408 Mundy Twp 8	95	97	100	97	0	0	171
2409 Mundy Twp 9	53	53	56	53	0	0	173

WITH 4 OF 4 PRECINCTS REPORTING

SUPERVISOR RICHFIELD TOWNSHIP
VOTE FOR 1

	VOTES	PERCENT
01 = Joseph M. Madore	647	77.12
02 = Adam Thrash	191	22.77
03 = WRITE-IN	1	.12

	VOTES	PERCENT
04 = OVER VOTES	2	
05 = UNDER VOTES	89	

	01	02	03	04	05
2501 Richfield Twp 1	115	42	0	0	8
2502 Richfield Twp 2	242	87	1	1	38
2503 Richfield Twp 3	183	38	0	1	28
2504 Richfield Twp 4	107	24	0	0	15

WITH 4 OF 4 PRECINCTS REPORTING

CLERK RICHFIELD TOWNSHIP
VOTE FOR 1

	VOTES	PERCENT
01 = Teri Webber	751	99.60
02 = WRITE-IN	3	.40

	VOTES
03 = OVER VOTES	0
04 = UNDER VOTES	176

	01	02	03	04
2501 Richfield Twp 1	146	1	0	18
2502 Richfield Twp 2	298	2	0	69
2503 Richfield Twp 3	185	0	0	65
2504 Richfield Twp 4	122	0	0	24

TREASURER RICHFIELD TOWNSHIP
VOTE FOR 1

	VOTES	PERCENT		VOTES	PERCENT
01 = Debbie Buterakos	733	100.00	03 = OVER VOTES	0	
02 = WRITE-IN	0		04 = UNDER VOTES	197	

	01	02	03	04
2501 Richfield Twp 1	142	0	0	23
2502 Richfield Twp 2	288	0	0	81
2503 Richfield Twp 3	184	0	0	66
2504 Richfield Twp 4	119	0	0	27

WITH 4 OF 4 PRECINCTS REPORTING

TRUSTEE RICHFIELD TOWNSHIP
VOTE FOR 2

	VOTES	PERCENT
01 = Gerald Masters	662	52.96
02 = Keith Pyles	582	46.56
03 = WRITE-IN	6	.48

	VOTES	PERCENT
04 = OVER VOTES	0	
05 = UNDER VOTES	610	

	01	02	03	04	05
2501 Richfield Twp 1	126	111	1	0	92
2502 Richfield Twp 2	259	232	0	0	247
2503 Richfield Twp 3	171	145	2	0	182
2504 Richfield Twp 4	106	94	3	0	89

WITH 4 OF 4 PRECINCTS REPORTING

SUPERVISOR THETFORD TOWNSHIP

VOTE FOR 1

	VOTES	PERCENT		VOTES	PERCENT
01 = Roy Hatchett	393	39.07			
02 = Gary F. Stevens	608	60.44	04 = OVER VOTES	0	
03 = WRITE-IN	5	.50	05 = UNDER VOTES	77	

	01	02	03	04	05
2701 Thetford Twp 1	86	140	1	0	9
2702 Thetford Twp 2	69	116	0	0	15
2703 Thetford Twp 3	121	161	3	0	30
2704 Thetford Twp 4	117	191	1	0	23

WITH 4 OF 4 PRECINCTS REPORTING

CLERK THETFORD TOWNSHIP
VOTE FOR 1

	VOTES	PERCENT		VOTES	PERCENT
01 = Leanne G. Pennington	794	97.42	03 = OVER VOTES	1	
02 = WRITE-IN	21	2.58	04 = UNDER VOTES	267	

	01	02	03	04
2701 Thetford Twp 1	179	4	0	53
2702 Thetford Twp 2	144	3	0	53
2703 Thetford Twp 3	226	9	1	79
2704 Thetford Twp 4	245	5	0	82

WITH 4 OF 4 PRECINCTS REPORTING

TREASURER THETFORD TOWNSHIP
VOTE FOR 1

	VOTES	PERCENT
01 = Shelly L. Ayotte	782	97.75
02 = WRITE-IN	18	2.25

	VOTES	PERCENT
03 = OVER VOTES	0	
04 = UNDER VOTES	283	

	01	02	03	04
2701 Thetford Twp 1	173	3	0	60
2702 Thetford Twp 2	145	0	0	55
2703 Thetford Twp 3	230	10	0	75
2704 Thetford Twp 4	234	5	0	93

WITH 4 OF 4 PRECINCTS REPORTING

TRUSTEE THETFORD TOWNSHIP
VOTE FOR 4

	VOTES	PERCENT
01 = John A. Congdon	446	13.19
02 = Paul Dowell	265	7.84
03 = Theo Gantos	205	6.06
04 = Eric Gunnels	490	14.49
05 = Elizabeth A. Helms	330	9.76
06 = Ralph Henry	274	8.10
07 = Jeremy Kline	244	7.22
08 = Char Mozader	263	7.78
09 = Stan Piechnik Sr.	496	14.67
10 = Rachel Stanke	357	10.56
11 = WRITE-IN	11	.33
12 = OVER VOTES	8	
13 = UNDER VOTES	943	

	01	02	03	04	05	06	07	08	09	10	11	12	13
2701 Thetford Twp 1	105	59	40	114	67	66	40	49	93	101	5	4	201
2702 Thetford Twp 2	84	68	37	87	63	37	52	43	106	59	1	0	163
2703 Thetford Twp 3	134	68	57	117	96	98	75	93	132	86	5	4	295
2704 Thetford Twp 4	123	70	71	172	104	73	77	78	165	111	0	0	284

GENESEE COUNTY, MICHIGAN
2016 AUGUST ELECTION
AUGUST 2, 2016
Democratic Party

WITH 5 OF 5 PRECINCTS REPORTING

SUPERVISOR VIENNA TOWNSHIP
VOTE FOR 1

	VOTES	PERCENT		VOTES	PERCENT
01 = Joseph A. Rizk	1,095	99.18	03 = OVER VOTES	0	
02 = WRITE-IN	9	.82	04 = UNDER VOTES	291	

	01	02	03	04
2801 Vienna Twp 1	265	4	0	51
2802 Vienna Twp 2	203	1	0	70
2803 Vienna Twp 3	244	1	0	49
2804 Vienna Twp 4	199	2	0	66
2805 Vienna Twp 5	184	1	0	55

CLERK VIENNA TOWNSHIP
VOTE FOR 1

	VOTES	PERCENT		VOTES	PERCENT
01 = Cynthia J. Bryan	1,075	99.44	03 = OVER VOTES	0	
02 = WRITE-IN	6	.56	04 = UNDER VOTES	314	

	01	02	03	04
2801 Vienna Twp 1	257	4	0	59
2802 Vienna Twp 2	203	0	0	71
2803 Vienna Twp 3	245	0	0	49
2804 Vienna Twp 4	200	0	0	67
2805 Vienna Twp 5	170	2	0	68

WITH 5 OF 5 PRECINCTS REPORTING

TREASURER VIENNA TOWNSHIP
VOTE FOR 1

	VOTES	PERCENT
01 = Dave Cain	1,085	99.72
02 = WRITE-IN	3	.28

	VOTES	PERCENT
03 = OVER VOTES	0	
04 = UNDER VOTES	307	

	01	02	03	04
2801 Vienna Twp 1	259	0	0	61
2802 Vienna Twp 2	203	1	0	70
2803 Vienna Twp 3	243	1	0	50
2804 Vienna Twp 4	201	0	0	66
2805 Vienna Twp 5	179	1	0	60

WITH 5 OF 5 PRECINCTS REPORTING

TRUSTEE VIENNA TOWNSHIP
VOTE FOR 4

	VOTES	PERCENT
01 = Nancy Belill	890	24.61
02 = Mark Corba	844	23.33
03 = Kerry Paulson	912	25.21
04 = Sue Thomas	966	26.71
05 = WRITE-IN	5	.14
06 = OVER VOTES	0	
07 = UNDER VOTES	1,963	

	01	02	03	04	05	06	07
2801 Vienna Twp 1	208	194	216	231	3	0	428
2802 Vienna Twp 2	173	164	170	180	0	0	409
2803 Vienna Twp 3	199	196	199	225	0	0	357
2804 Vienna Twp 4	162	151	168	180	1	0	406
2805 Vienna Twp 5	148	139	159	150	1	0	363

WITH 219 OF 219 PRECINCTS REPORTING

GENESEE COUNTY EMERGENCY MEDICAL SERVICE

VOTE FOR 1

	VOTES	PERCENT		VOTES	PERCENT
01 = YES	33,664	72.85	03 = OVER VOTES	21	
02 = NO	12,549	27.15	04 = UNDER VOTES	7,091	

	01	02	03	04
0101 Argentine Twp 1	216	103	0	74
0102 Argentine Twp 2	220	95	0	60
0103 Argentine Twp 3	52	34	0	7
0201 Atlas Twp 1	332	140	0	56
0202 Atlas Twp 2	207	91	0	27
0203 Atlas Twp 3	364	183	1	69
0204 Atlas Twp 4	251	87	0	35
0301 Burton 1	195	58	1	48
0302 Burton 2	127	53	1	25
0303 Burton 3	200	109	2	80
0304 Burton 4	107	54	1	21
0305 Burton 5	129	66	0	24
0306 Burton 6	76	30	1	11
0307 Burton 7	116	50	0	36
0308 Burton 8	212	107	0	29
0309 Burton 9	84	54	0	13
0310 Burton 10	297	108	1	48
0311 Burton 11	189	91	0	30
0312 Burton 12	168	86	0	40
0401 Clayton Twp 1	310	127	0	73
0402 Clayton Twp 2	205	85	0	49
0403 Clayton Twp 3	104	92	0	25
0404 Clayton Twp 4	97	70	0	23
0501 Clio 1	208	46	0	26
0601 Davison 1	98	31	0	13
0602 Davison 2	130	21	1	15
0603 Davison 3	158	37	0	18
0604 Davison 4	131	25	0	22
0701 Davison Twp 1	233	67	0	56
0702 Davison Twp 2	298	78	0	101
0703 Davison Twp 3	189	67	0	59
0704 Davison Twp 4	316	63	0	79
0705 Davison Twp 5	139	37	0	27
0706 Davison Twp 6	182	45	0	48
0707 Davison Twp 7	158	69	0	33
0708 Davison Twp 8	159	40	0	44
0709 Davison Twp 9	175	71	0	53
0801 Fenton 1	153	31	0	37
0802 Fenton 2	191	46	0	46
0803 Fenton 3	171	45	0	40
0804 Fenton 4	140	51	0	34
0805 Fenton 5	97	35	0	23
0901 Fenton Twp 1	179	52	1	48
0902 Fenton Twp 2	229	74	0	51
0903 Fenton Twp 3	248	107	0	67
0904 Fenton Twp 4	227	95	0	38
0905 Fenton Twp 5	265	96	0	65
0906 Fenton Twp 6	171	61	0	41
1001 Flint 1	136	60	0	30
1002 Flint 2	129	48	0	31
1003 Flint 3	45	25	0	8
1004 Flint 4	129	43	0	33
1005 Flint 5	70	34	0	23
1006 Flint 6	105	31	0	25
1007 Flint 7	27	13	0	7

GENESEE COUNTY EMERGENCY MEDICAL SERVICE

VOTE FOR 1

	VOTES	PERCENT		VOTES	PERCENT
01 = YES	33,664	72.85	03 = OVER VOTES	21	
02 = NO	12,549	27.15	04 = UNDER VOTES	7,091	

(CONTINUED FROM PREVIOUS PAGE)	01	02	03	04
1008 Flint 8	108	41	0	28
1009 Flint 9	48	39	0	14
1010 Flint 10	75	35	0	21
1011 Flint 11	97	34	0	25
1012 Flint 12	83	16	0	26
1013 Flint 13	7	0	0	3
1014 Flint 14	91	28	0	20
1015 Flint 15	41	8	0	8
1016 Flint 16	81	38	0	21
1017 Flint 17	55	22	0	6
1018 Flint 18	35	13	0	9
1019 Flint 19	27	14	0	9
1020 Flint 20	55	19	0	13
1021 Flint 21	29	9	0	5
1022 Flint 22	140	48	0	30
1023 Flint 23	41	12	0	7
1024 Flint 24	42	18	0	6
1025 Flint 25	105	36	0	30
1026 Flint 26	50	20	0	12
1027 Flint 27	14	1	0	3
1028 Flint 28	85	40	0	17
1029 Flint 29	101	54	0	29
1030 Flint 30	5	4	0	1
1031 Flint 31	55	15	0	10
1032 Flint 32	21	6	0	9
1033 Flint 33	17	3	0	1
1034 Flint 34	8	6	0	0
1035 Flint 35	11	5	0	4
1036 Flint 36	4	1	0	3
1037 Flint 37	46	23	0	21
1038 Flint 38	23	3	0	4
1039 Flint 39	67	29	0	10
1040 Flint 40	181	76	0	43
1041 Flint 41	77	18	0	12
1042 Flint 42	131	32	0	22
1043 Flint 43	25	13	0	5
1044 Flint 44	87	31	0	19
1045 Flint 45	213	43	0	49
1046 Flint 46	209	30	0	25
1047 Flint 47	55	10	0	9
1048 Flint 48	184	33	0	49
1049 Flint 49	241	83	0	65
1050 Flint 50	159	68	2	43
1051 Flint 51	167	50	0	41
1052 Flint 52	98	25	0	9
1053 Flint 53	69	29	0	24
1054 Flint 54	39	10	0	6
1055 Flint 55	87	24	0	13
1056 Flint 56	240	58	0	44
1057 Flint 57	133	40	0	41
1058 Flint 58	103	26	0	13
1059 Flint 59	34	12	0	8
1060 Flint 60	155	49	0	48
1061 Flint 61	10	2	0	4
1101 Flint Twp 1	406	124	0	104

GENESEE COUNTY EMERGENCY MEDICAL SERVICE

VOTE FOR 1

	VOTES	PERCENT		VOTES	PERCENT
01 = YES	33,664	72.85	03 = OVER VOTES	21	
02 = NO	12,549	27.15	04 = UNDER VOTES	7,091	

(CONTINUED FROM PREVIOUS PAGE)	01	02	03	04
1102 Flint Twp 2	186	68	0	43
1103 Flint Twp 3	264	92	0	57
1104 Flint Twp 4	310	114	0	68
1105 Flint Twp 5	249	117	0	60
1106 Flint Twp 6	204	64	0	62
1107 Flint Twp 7	186	60	0	36
1108 Flint Twp 8	11	3	0	0
1109 Flint Twp 9	118	36	0	16
1110 Flint Twp 10	118	52	0	30
1111 Flint Twp 11	119	52	0	23
1112 Flint Twp 12	129	41	0	30
1113 Flint Twp 13	144	58	0	28
1114 Flint Twp 14	162	72	0	32
1115 Flint Twp 15	167	70	0	37
1201 Flushing 1	174	54	0	28
1202 Flushing 2	196	61	0	41
1203 Flushing 3	286	73	0	53
1204 Flushing 4	261	101	0	31
1205 Flushing 5	246	97	0	37
1301 Flushing Twp 1	170	114	0	42
1302 Flushing Twp 2	245	124	0	77
1303 Flushing Twp 3	187	104	0	53
1304 Flushing Twp 4	132	53	0	29
1305 Flushing Twp 5	171	69	0	59
1306 Flushing Twp 6	126	60	0	35
1307 Flushing Twp 7	159	105	0	50
1401 Forest Twp 1	121	70	0	23
1402 Forest Twp 2	212	76	1	36
1403 Forest Twp 3	165	75	0	36
1501 Gaines Twp 1	168	78	1	39
1502 Gaines Twp 2	130	53	0	14
1503 Gaines Twp 3	76	35	0	23
1504 Gaines Twp 4	175	89	0	34
1601 Genesee Twp 1	76	32	0	11
1602 Genesee Twp 2	90	30	0	24
1603 Genesee Twp 3	136	58	0	36
1604 Genesee Twp 4	312	118	0	52
1605 Genesee Twp 5	127	39	0	33
1606 Genesee Twp 6	200	65	0	44
1607 Genesee Twp 7	201	63	0	35
1608 Genesee Twp 8	263	112	0	71
1609 Genesee Twp 9	218	74	0	58
1701 Grand Blanc 1	236	51	0	31
1702 Grand Blanc 2	143	45	0	32
1703 Grand Blanc 3	234	41	0	65
1704 Grand Blanc 4	206	49	0	34
1801 Grand Blanc Twp 1	359	116	1	34
1802 Grand Blanc Twp 2	96	43	0	15
1803 Grand Blanc Twp 3	166	77	0	16
1804 Grand Blanc Twp 4	239	93	0	32
1805 Grand Blanc Twp 5	316	91	0	28
1806 Grand Blanc Twp 6	393	130	2	47
1807 Grand Blanc Twp 7	227	91	0	17
1808 Grand Blanc Twp 8	394	126	0	51
1809 Grand Blanc Twp 9	258	79	0	29

GENESEE COUNTY EMERGENCY MEDICAL SERVICE
VOTE FOR 1

	VOTES	PERCENT		VOTES	PERCENT
01 = YES	33,664	72.85	03 = OVER VOTES	21	
02 = NO	12,549	27.15	04 = UNDER VOTES	7,091	

(CONTINUED FROM PREVIOUS PAGE)	01	02	03	04
1810 Grand Blanc Twp 10	406	159	1	40
1811 Grand Blanc Twp 11	96	31	0	9
1812 Grand Blanc Twp 12	127	38	0	9
1813 Grand Blanc Twp 13	169	76	0	20
1814 Grand Blanc Twp 14	265	105	0	26
1815 Grand Blanc Twp 15	223	86	0	36
1901 Linden 1	195	58	0	49
1902 Linden 2	248	59	0	36
2001 Montrose 1	97	45	0	7
2101 Montrose Twp 1	76	31	0	12
2102 Montrose Twp 2	73	29	0	12
2103 Montrose Twp 3	97	43	0	22
2104 Montrose Twp 4	92	66	0	15
2201 Mt. Morris 1	62	15	0	14
2202 Mt. Morris 2	79	24	0	17
2301 Mt. Morris Twp 1	85	31	0	28
2302 Mt. Morris Twp 2	71	27	0	25
2303 Mt. Morris Twp 3	136	50	0	27
2304 Mt. Morris Twp 4	105	35	0	27
2306 Mt. Morris Twp 6	109	49	0	53
2308 Mt. Morris Twp 8	42	11	0	15
2309 Mt. Morris Twp 9	72	24	0	10
2310 Mt. Morris Twp 10	127	32	0	32
2311 Mt. Morris Twp 11	140	28	0	40
2312 Mt. Morris Twp 12	120	37	0	40
2313 Mt. Morris Twp 13	200	64	0	52
2314 Mt. Morris Twp 14	214	67	0	43
2315 Mt. Morris Twp 15	172	75	0	47
2401 Mundy Twp 1	247	75	0	72
2402 Mundy Twp 2	181	70	0	37
2403 Mundy Twp 3	229	85	0	33
2404 Mundy Twp 4	217	72	0	42
2405 Mundy Twp 5	118	52	0	24
2406 Mundy Twp 6	148	61	0	46
2407 Mundy Twp 7	155	55	0	21
2408 Mundy Twp 8	125	58	0	31
2409 Mundy Twp 9	91	54	0	24
2501 Richfield Twp 1	123	59	1	26
2502 Richfield Twp 2	302	120	0	66
2503 Richfield Twp 3	221	75	0	47
2504 Richfield Twp 4	122	40	0	22
2601 Swartz Creek 1	180	65	0	28
2602 Swartz Creek 2	142	35	0	22
2603 Swartz Creek 3	110	34	0	32
2604 Swartz Creek 4	256	96	0	45
2701 Thetford Twp 1	146	95	0	33
2702 Thetford Twp 2	102	92	0	37
2703 Thetford Twp 3	195	143	0	46
2704 Thetford Twp 4	223	142	0	51
2801 Vienna Twp 1	290	82	0	51
2802 Vienna Twp 2	214	81	1	48
2803 Vienna Twp 3	247	83	0	52
2804 Vienna Twp 4	203	95	1	48
2805 Vienna Twp 5	208	79	0	42

MONTROSE CITY MOSQUITO ABATEMENT

VOTE FOR 1

	VOTES	PERCENT
01 = YES	110	76.92
02 = NO	33	23.08

	VOTES	PERCENT
03 = OVER VOTES	0	
04 = UNDER VOTES	6	

	01	02	03	04
2001 Montrose 1	110	33	0	6

GRAND BLANC TOWNSHIP PARKS
VOTE FOR 1

	VOTES	PERCENT		VOTES	PERCENT
01 = YES	3,060	59.58	03 = OVER VOTES	0	
02 = NO	2,076	40.42	04 = UNDER VOTES	352	

	01	02	03	04
1801 Grand Blanc Twp 1	281	197	0	32
1802 Grand Blanc Twp 2	79	64	0	11
1803 Grand Blanc Twp 3	151	97	0	11
1804 Grand Blanc Twp 4	193	140	0	31
1805 Grand Blanc Twp 5	261	147	0	27
1806 Grand Blanc Twp 6	325	207	0	40
1807 Grand Blanc Twp 7	186	134	0	15
1808 Grand Blanc Twp 8	334	192	0	45
1809 Grand Blanc Twp 9	216	130	0	20
1810 Grand Blanc Twp 10	300	270	0	36
1811 Grand Blanc Twp 11	77	51	0	8
1812 Grand Blanc Twp 12	119	50	0	5
1813 Grand Blanc Twp 13	122	123	0	20
1814 Grand Blanc Twp 14	215	159	0	22
1815 Grand Blanc Twp 15	201	115	0	29

WITH 1 OF 1 PRECINCTS REPORTING

VILLAGE OF OTTER LAKE APPOINT TREASURER
VOTE FOR 1

	VOTES	PERCENT
01 = YES	2	12.50
02 = NO	14	87.50

	VOTES	PERCENT
03 = OVER VOTES	0	
04 = UNDER VOTES	0	

	01	02	03	04
1401 Forest Twp 1	2	14	0	0

WITH 1 OF 1 PRECINCTS REPORTING

VILLAGE OF OTTER LAKE APPOINT CLERK
VOTE FOR 1

	VOTES	PERCENT
01 = YES	2	12.50
02 = NO	14	87.50

	VOTES	PERCENT
03 = OVER VOTES	0	
04 = UNDER VOTES	0	

	01	02	03	04
1401 Forest Twp 1	2	14	0	0

WITH 4 OF 4 PRECINCTS REPORTING

GENESEE SCHOOL DISTRICT BOND
VOTE FOR 1

	VOTES	PERCENT
01 = YES	269	61.70
02 = NO	167	38.30

	VOTES
03 = OVER VOTES	0
04 = UNDER VOTES	35

	01	02	03	04
1604 Genesee Twp 4	218	125	0	25
1605 Genesee Twp 5	2	2	0	1
1606 Genesee Twp 6	36	29	0	8
2703 Thetford Twp 3	13	11	0	1

GOODRICH AREA SCHOOLS OPERATING MILLAGE

VOTE FOR 1

	VOTES	PERCENT		VOTES	PERCENT
01 = YES	1,513	68.90	03 = OVER VOTES	0	
02 = NO	683	31.10	04 = UNDER VOTES	168	

	01	02	03	04
0201 Atlas Twp 1	333	138	0	42
0202 Atlas Twp 2	198	81	0	20
0203 Atlas Twp 3	384	172	0	61
0204 Atlas Twp 4	255	91	0	27
0707 Davison Twp 7	8	5	0	0
1810 Grand Blanc Twp 10	228	126	0	18
3101 Hadley Twp 1-Lapeer	11	4	0	0
3102 Hadley Twp 2-Lapeer	84	59	0	0
3601 Groveland Twp 1-Oakland	12	7	0	0

GENESEE INTERMEDIATE SCHOOL DISTRICT
VOTE FOR 1

	VOTES	PERCENT		VOTES	PERCENT
01 = YES	25,994	51.17	03 = OVER VOTES	29	
02 = NO	24,803	48.83	04 = UNDER VOTES	4,569	

	01	02	03	04
0101 Argentine Twp 1	141	216	1	33
0102 Argentine Twp 2	77	80	0	21
0103 Argentine Twp 3	13	22	0	2
0201 Atlas Twp 1	229	256	1	42
0202 Atlas Twp 2	146	161	0	18
0203 Atlas Twp 3	229	333	0	55
0204 Atlas Twp 4	175	173	0	25
0301 Burton 1	159	116	0	27
0302 Burton 2	115	81	0	10
0303 Burton 3	183	190	0	18
0304 Burton 4	91	73	0	19
0305 Burton 5	91	114	1	13
0306 Burton 6	55	57	0	6
0307 Burton 7	117	72	0	13
0308 Burton 8	156	184	0	8
0309 Burton 9	61	79	0	11
0310 Burton 10	214	213	0	27
0311 Burton 11	124	160	0	26
0312 Burton 12	112	153	1	28
0401 Clayton Twp 1	214	269	0	27
0402 Clayton Twp 2	134	184	1	20
0403 Clayton Twp 3	57	148	0	16
0404 Clayton Twp 4	53	100	0	13
0501 Clio 1	170	95	0	15
0601 Davison 1	80	54	1	7
0602 Davison 2	105	55	0	7
0603 Davison 3	125	69	1	18
0604 Davison 4	95	72	0	11
0701 Davison Twp 1	170	167	0	19
0702 Davison Twp 2	232	211	0	34
0703 Davison Twp 3	125	165	0	25
0704 Davison Twp 4	247	154	0	57
0705 Davison Twp 5	119	71	0	13
0706 Davison Twp 6	145	111	0	19
0707 Davison Twp 7	106	137	0	17
0708 Davison Twp 8	105	116	0	22
0709 Davison Twp 9	134	136	0	29
0801 Fenton 1	97	107	0	17
0802 Fenton 2	149	107	0	27
0803 Fenton 3	145	97	1	13
0804 Fenton 4	110	92	0	23
0805 Fenton 5	75	62	0	18
0901 Fenton Twp 1	138	119	0	23
0902 Fenton Twp 2	163	161	0	30
0903 Fenton Twp 3	166	233	0	23
0904 Fenton Twp 4	156	176	0	28
0905 Fenton Twp 5	181	212	0	33
0906 Fenton Twp 6	125	126	0	22
1001 Flint 1	104	66	0	56
1002 Flint 2	116	56	1	35
1003 Flint 3	39	19	0	20
1004 Flint 4	98	43	0	64
1005 Flint 5	67	36	0	24
1006 Flint 6	102	46	0	13
1007 Flint 7	26	14	0	7

GENESEE INTERMEDIATE SCHOOL DISTRICT

VOTE FOR 1

	VOTES	PERCENT		VOTES	PERCENT
01 = YES	25,994	51.17	03 = OVER VOTES	29	
02 = NO	24,803	48.83	04 = UNOER VOTES	4,569	

(CONTINUED FROM PREVIOUS PAGE)	01	02	03	04
1008 Flint 8	105	35	0	37
1009 Flint 9	47	37	0	17
1010 Flint 10	76	38	0	17
1011 Flint 11	79	43	1	33
1012 Flint 12	65	31	1	28
1013 Flint 13	6	2	0	2
1014 Flint 14	86	41	0	12
1015 Flint 15	32	17	0	8
1016 Flint 16	57	42	1	40
1017 Flint 17	39	25	0	19
1018 Flint 18	32	18	0	7
1019 Flint 19	27	12	0	11
1020 Flint 20	41	19	0	27
1021 Flint 21	21	13	0	9
1022 Flint 22	109	84	1	24
1023 Flint 23	25	20	0	15
1024 Flint 24	34	21	0	11
1025 Flint 25	89	59	0	23
1026 Flint 26	39	22	0	21
1027 Flint 27	10	5	0	3
1028 Flint 28	65	38	0	39
1029 Flint 29	84	68	0	32
1030 Flint 30	5	4	0	1
1031 Flint 31	55	17	0	8
1032 Flint 32	17	16	0	3
1033 Flint 33	12	7	0	2
1034 Flint 34	5	7	0	2
1035 Flint 35	12	6	0	2
1036 Flint 36	4	2	0	2
1037 Flint 37	39	26	0	25
1038 Flint 38	16	11	0	3
1039 Flint 39	63	31	0	12
1040 Flint 40	133	98	0	69
1041 Flint 41	56	31	0	20
1042 Flint 42	108	56	0	21
1043 Flint 43	22	19	0	2
1044 Flint 44	87	40	0	10
1045 Flint 45	198	73	0	34
1046 Flint 46	159	77	0	28
1047 Flint 47	47	15	0	12
1048 Flint 48	167	73	0	26
1049 Flint 49	234	116	0	39
1050 Flint 50	133	71	1	67
1051 Flint 51	134	100	0	24
1052 Flint 52	74	47	0	11
1053 Flint 53	58	42	0	22
1054 Flint 54	32	17	0	6
1055 Flint 55	58	33	0	33
1056 Flint 56	176	89	0	77
1057 Flint 57	103	74	0	37
1058 Flint 58	69	54	1	18
1059 Flint 59	26	25	0	3
1060 Flint 60	141	72	0	39
1061 Flint 61	11	3	0	2
1101 Flint Twp 1	304	271	1	58

GENESEE INTERMEDIATE SCHOOL DISTRICT
VOTE FOR 1

	VOTES	PERCENT		VOTES	PERCENT
01 = YES	25,994	51.17	03 = OVER VOTES	29	
02 = NO	24,803	48.83	04 = UNDER VOTES	4,569	

(CONTINUED FROM PREVIOUS PAGE)	01	02	03	04
1102 Flint Twp 2	151	126	0	20
1103 Flint Twp 3	196	191	1	25
1104 Flint Twp 4	238	220	0	34
1105 Flint Twp 5	179	206	0	41
1106 Flint Twp 6	160	113	0	57
1107 Flint Twp 7	164	89	0	29
1108 Flint Twp 8	8	6	0	0
1109 Flint Twp 9	98	61	0	11
1110 Flint Twp 10	93	94	0	13
1111 Flint Twp 11	86	92	1	15
1112 Flint Twp 12	88	94	0	18
1113 Flint Twp 13	105	102	0	23
1114 Flint Twp 14	116	136	0	14
1115 Flint Twp 15	125	128	0	21
1201 Flushing 1	144	97	0	15
1202 Flushing 2	140	126	0	32
1203 Flushing 3	215	167	0	30
1204 Flushing 4	210	156	0	27
1205 Flushing 5	196	163	0	21
1301 Flushing Twp 1	124	188	0	14
1302 Flushing Twp 2	179	237	0	30
1303 Flushing Twp 3	128	180	1	35
1304 Flushing Twp 4	69	132	0	13
1305 Flushing Twp 5	141	133	0	25
1306 Flushing Twp 6	94	111	0	16
1307 Flushing Twp 7	103	184	1	26
1401 Forest Twp 1	71	112	0	18
1402 Forest Twp 2	120	150	1	15
1403 Forest Twp 3	103	160	0	13
1501 Gaines Twp 1	93	81	0	10
1502 Gaines Twp 2	84	106	0	7
1503 Gaines Twp 3	37	51	0	5
1504 Gaines Twp 4	114	170	0	14
1601 Genesee Twp 1	58	54	0	7
1602 Genesee Twp 2	88	41	0	15
1603 Genesee Twp 3	119	88	0	23
1604 Genesee Twp 4	254	200	2	26
1605 Genesee Twp 5	102	82	0	15
1606 Genesee Twp 6	170	108	0	31
1607 Genesee Twp 7	145	122	0	32
1608 Genesee Twp 8	195	203	0	48
1609 Genesee Twp 9	193	126	0	31
1701 Grand Blanc 1	174	137	0	7
1702 Grand Blanc 2	122	90	0	8
1703 Grand Blanc 3	178	152	0	10
1704 Grand Blanc 4	163	109	0	17
1801 Grand Blanc Twp 1	251	225	0	34
1802 Grand Blanc Twp 2	64	76	0	14
1803 Grand Blanc Twp 3	109	128	1	21
1804 Grand Blanc Twp 4	153	187	1	23
1805 Grand Blanc Twp 5	222	178	0	35
1806 Grand Blanc Twp 6	275	256	0	41
1807 Grand Blanc Twp 7	163	143	0	29
1808 Grand Blanc Twp 8	271	261	0	39
1809 Grand Blanc Twp 9	175	155	1	35

GENESEE INTERMEDIATE SCHOOL DISTRICT
VOTE FOR 1

	VOTES	PERCENT
01 = YES	25,994	51.17
02 = NO	24,803	48.83

	VOTES
03 = OVER VOTES	29
04 = UNDER VOTES	4,569

(CONTINUED FROM PREVIOUS PAGE)	01	02	03	04
1810 Grand Blanc Twp 10	240	338	1	27
1811 Grand Blanc Twp 11	67	60	0	9
1812 Grand Blanc Twp 12	99	56	0	19
1813 Grand Blanc Twp 13	105	142	1	17
1814 Grand Blanc Twp 14	171	200	0	25
1815 Grand Blanc Twp 15	161	157	1	26
1901 Linden 1	163	117	0	22
1902 Linden 2	163	135	0	45
2001 Montrose 1	65	74	0	10
2101 Montrose Twp 1	50	59	0	10
2102 Montrose Twp 2	49	59	0	6
2103 Montrose Twp 3	78	73	0	11
2104 Montrose Twp 4	61	106	0	6
2201 Mt. Morris 1	55	23	0	13
2202 Mt. Morris 2	72	40	0	8
2301 Mt. Morris Twp 1	73	59	0	12
2302 Mt. Morris Twp 2	60	51	0	12
2303 Mt. Morris Twp 3	90	109	0	14
2304 Mt. Morris Twp 4	85	71	0	11
2306 Mt. Morris Twp 6	91	102	0	18
2308 Mt. Morris Twp 8	35	31	0	2
2309 Mt. Morris Twp 9	67	28	0	11
2310 Mt. Morris Twp 10	116	56	0	19
2311 Mt. Morris Twp 11	124	57	0	27
2312 Mt. Morris Twp 12	115	65	0	17
2313 Mt. Morris Twp 13	186	105	0	25
2314 Mt. Morris Twp 14	181	113	0	30
2315 Mt. Morris Twp 15	126	150	0	18
2401 Mundy Twp 1	210	158	0	26
2402 Mundy Twp 2	138	132	0	18
2403 Mundy Twp 3	155	179	0	13
2404 Mundy Twp 4	143	155	0	33
2405 Mundy Twp 5	86	103	0	5
2406 Mundy Twp 6	122	118	0	15
2407 Mundy Twp 7	110	116	0	5
2408 Mundy Twp 8	95	104	0	15
2409 Mundy Twp 9	48	103	0	18
2501 Richfield Twp 1	86	115	0	8
2502 Richfield Twp 2	188	255	0	45
2503 Richfield Twp 3	156	160	0	27
2504 Richfield Twp 4	92	81	0	11
2601 Swartz Creek 1	121	142	0	10
2602 Swartz Creek 2	112	79	0	8
2603 Swartz Creek 3	78	88	0	10
2604 Swartz Creek 4	148	227	0	22
2701 Thetford Twp 1	112	145	0	17
2702 Thetford Twp 2	48	113	0	9
2703 Thetford Twp 3	127	235	0	22
2704 Thetford Twp 4	151	243	0	22
2801 Vienna Twp 1	205	196	0	22
2802 Vienna Twp 2	164	151	0	29
2803 Vienna Twp 3	195	170	0	17
2804 Vienna Twp 4	150	182	0	15
2805 Vienna Twp 5	146	140	0	29
2902 Deerfield Twp 2-Lapeer	20	48	0	0

GENESEE INTERMEDIATE SCHOOL DISTRICT

VOTE FOR 1

	VOTES	PERCENT		VOTES	PERCENT
01 = YES	25,994	51.17	03 = OVER VOTES	29	
02 = NO	24,803	48.83	04 = UNDER VOTES	4,569	

(CONTINUED FROM PREVIOUS PAGE)	01	02	03	04
3001 Elba Twp 1-Lapeer	0	1	0	0
3002 Elba Twp 2-Lapeer	0	0	0	0
3003 Elba Twp 3-Lapeer	0	1	0	0
3101 Hadley Twp 1-Lapeer	7	6	0	0
3102 Hadley Twp 2-Lapeer	52	90	0	0
3201 Marathon Twp 1-Lapeer	136	245	0	0
3202 Marathon Twp 2-Lapeer	145	197	0	0
3301 Oregon Twp 1-Lapeer	8	26	0	0
3302 Oregon Twp 2-Lapeer	33	53	0	0
3401 Deerfield Twp 1-Livingsto	35	40	0	0
3402 Deerfield Twp 2-Livingsto	5	10	0	0
3501 Tyrone Twp 1-Livingston	103	214	0	0
3502 Tyrone Twp 2-Livingston	112	208	0	0
3503 Tyrone Twp 3-Livingston	122	210	0	0
3601 Groveland Twp 1-Oakland	6	12	0	0
3703 Holly Township 3-Oakland	86	145	0	0
3B01 Rose Township 1-Oakland	83	150	0	0
3901 Birch Run Township 1-Sagi	1	1	0	0
4001 Maple Grove Township 1-Sa	3	5	0	0

WITH 237 OF 237 PRECINCTS REPORTING

MOTT COMMUNITY COLLEGE
VOTE FOR 1

	VOTES	PERCENT
01 = YES	32,206	62.97
02 = NO	18,943	37.03

	VOTES
03 = OVER VOTES	19
04 = UNDER VOTES	4,199

	01	02	03	04
0101 Argentine Twp 1	184	174	0	33
0102 Argentine Twp 2	82	75	0	21
0103 Argentine Twp 3	15	20	0	2
0201 Atlas Twp 1	267	217	0	44
0202 Atlas Twp 2	165	142	0	18
0203 Atlas Twp 3	290	278	0	49
0204 Atlas Twp 4	203	146	0	24
0301 Burton 1	181	94	0	27
0302 Burton 2	112	81	0	13
0303 Burton 3	204	171	0	16
0304 Burton 4	100	64	0	19
0305 Burton 5	129	79	0	11
0306 Burton 6	69	44	0	5
0307 Burton 7	116	74	0	12
0308 Burton 8	207	133	0	8
0309 Burton 9	81	60	0	10
0310 Burton 10	273	151	1	29
0311 Burton 11	177	108	0	25
0312 Burton 12	129	139	1	25
0401 Clayton Twp 1	305	179	0	26
0402 Clayton Twp 2	178	145	0	16
0403 Clayton Twp 3	92	114	0	15
0404 Clayton Twp 4	71	83	1	11
0501 Clio 1	191	75	0	14
0601 Davison 1	95	41	0	6
0602 Davison 2	128	36	0	3
0603 Davison 3	143	49	0	21
0604 Davison 4	125	43	0	10
0701 Davison Twp 1	210	130	0	16
0702 Davison Twp 2	294	149	1	33
0703 Davison Twp 3	179	112	0	24
0704 Davison Twp 4	297	108	0	53
0705 Davison Twp 5	129	61	0	13
0706 Davison Twp 6	182	76	0	17
0707 Davison Twp 7	143	102	0	15
0708 Davison Twp 8	143	81	0	19
0709 Davison Twp 9	162	108	0	29
0801 Fenton 1	116	85	0	20
0802 Fenton 2	190	69	0	24
0803 Fenton 3	161	82	0	13
0804 Fenton 4	133	72	0	20
0805 Fenton 5	84	55	0	16
0901 Fenton Twp 1	152	108	0	20
0902 Fenton Twp 2	213	115	0	26
0903 Fenton Twp 3	227	169	0	26
0904 Fenton Twp 4	195	136	0	29
0905 Fenton Twp 5	237	157	0	32
0906 Fenton Twp 6	154	96	0	23
1001 Flint 1	127	45	0	54
1002 Flint 2	137	43	0	28
1003 Flint 3	42	16	0	20
1004 Flint 4	116	27	0	62
1005 Flint 5	81	25	0	21
1006 Flint 6	125	31	0	5
1007 Flint 7	31	10	0	6

MOTT COMMUNITY COLLEGE
VOTE FOR 1

	VOTES	PERCENT		VOTES	PERCENT
01 = YES	32,206	62.97	03 = OVER VOTES	19	
02 = NO	18,943	37.03	04 = UNDER VOTES	4,199	

(CONTINUED FROM PREVIOUS PAGE)	01	02	03	04
1008 Flint 8	120	21	0	36
1009 Flint 9	57	29	0	15
1010 Flint 10	87	26	0	18
1011 Flint 11	98	27	0	31
1012 Flint 12	78	20	0	27
1013 Flint 13	9	0	0	1
1014 Flint 14	101	32	0	6
1015 Flint 15	40	10	0	7
1016 Flint 16	73	32	0	35
1017 Flint 17	49	15	1	18
101B Flint 18	40	11	0	6
1019 Flint 19	33	9	0	8
1020 Flint 20	46	14	0	27
1021 Flint 21	26	9	0	8
1022 Flint 22	143	53	0	22
1023 Flint 23	37	11	0	12
1024 Flint 24	45	11	0	10
1025 Flint 25	112	38	0	21
1026 Flint 26	45	16	0	21
1027 Flint 27	13	3	0	2
1028 Flint 28	89	19	0	34
1029 Flint 29	123	31	0	30
1030 Flint 30	3	6	0	1
1031 Flint 31	62	10	0	8
1032 Flint 32	29	6	0	1
1033 Flint 33	15	5	0	1
1034 Flint 34	9	3	0	2
1035 Flint 35	14	4	0	2
1036 Flint 36	5	1	0	2
1037 Flint 37	54	11	0	25
1038 Flint 38	19	10	0	1
1039 Flint 39	74	20	0	12
1040 Flint 40	178	57	0	65
1041 Flint 41	71	19	0	17
1042 Flint 42	140	26	0	19
1043 Flint 43	29	12	0	2
1044 Flint 44	100	27	0	10
1045 Flint 45	245	29	0	31
1046 Flint 46	217	25	0	22
1047 Flint 47	53	9	0	12
1048 Flint 48	220	25	0	21
1049 Flint 49	296	62	0	31
1050 Flint 50	170	39	0	63
1051 Flint 51	182	52	0	24
1052 Flint 52	95	27	0	10
1053 Flint 53	72	29	0	21
1054 Flint 54	42	9	0	4
1055 Flint 55	74	18	0	32
1056 Flint 56	220	50	0	72
1057 Flint 57	127	54	0	33
1058 Flint 58	90	38	0	14
1059 Flint 59	32	20	0	2
1060 Flint 60	169	53	0	30
1061 Flint 61	10	4	0	2
1101 Flint Twp 1	400	184	0	50

GENESEE COUNTY, MICHIGAN
2016 AUGUST ELECTION
AUGUST 2, 2016

WITH 237 OF 237 PRECINCTS REPORTING

MOTT COMMUNITY COLLEGE
VOTE FOR 1

	VOTES	PERCENT
01 = YES	32,206	62.97
02 = NO	18,943	37.03

	VOTES
03 = OVER VOTES	19
04 = UNDER VOTES	4,199

(CONTINUED FROM PREVIOUS PAGE)	01	02	03	04
1102 Flint Twp 2	188	90	0	19
1103 Flint Twp 3	251	140	0	22
1104 Flint Twp 4	314	143	2	33
1105 Flint Twp 5	251	140	0	35
1106 Flint Twp 6	185	92	1	52
1107 Flint Twp 7	199	60	0	23
1108 Flint Twp 8	8	6	0	0
1109 Flint Twp 9	99	59	0	12
1110 Flint Twp 10	119	67	0	14
1111 Flint Twp 11	111	67	0	16
1112 Flint Twp 12	115	67	0	18
1113 Flint Twp 13	141	73	0	16
1114 Flint Twp 14	139	114	0	13
1115 Flint Twp 15	149	104	0	21
1201 Flushing 1	173	69	0	14
1202 Flushing 2	187	86	0	25
1203 Flushing 3	267	122	0	23
1204 Flushing 4	242	127	0	24
1205 Flushing 5	239	120	0	21
1301 Flushing Twp 1	164	147	0	15
1302 Flushing Twp 2	236	182	0	28
1303 Flushing Twp 3	182	130	0	32
1304 Flushing Twp 4	121	85	0	8
1305 Flushing Twp 5	177	100	0	22
1306 Flushing Twp 6	126	83	0	12
1307 Flushing Twp 7	151	142	0	21
1401 Forest Twp 1	87	97	1	16
1402 Forest Twp 2	143	130	0	13
1403 Forest Twp 3	130	133	0	13
1501 Gaines Twp 1	113	60	1	10
1502 Gaines Twp 2	104	86	0	7
1503 Gaines Twp 3	45	43	0	5
1504 Gaines Twp 4	154	130	0	14
1601 Genesee Twp 1	67	45	0	7
1602 Genesee Twp 2	94	36	0	14
1603 Genesee Twp 3	116	92	0	22
1604 Genesee Twp 4	272	179	0	31
1605 Genesee Twp 5	121	65	0	13
1606 Genesee Twp 6	194	89	0	26
1607 Genesee Twp 7	159	112	0	28
1608 Genesee Twp 8	236	170	0	40
1609 Genesee Twp 9	214	104	0	32
1701 Grand Blanc 1	232	78	0	8
1702 Grand Blanc 2	149	61	0	10
1703 Grand Blanc 3	238	95	0	7
1704 Grand Blanc 4	208	68	0	13
1801 Grand Blanc Twp 1	316	167	0	27
1802 Grand Blanc Twp 2	84	60	0	10
1803 Grand Blanc Twp 3	142	100	1	16
1804 Grand Blanc Twp 4	188	154	0	22
1805 Grand Blanc Twp 5	272	128	0	35
1806 Grand Blanc Twp 6	337	195	0	40
1807 Grand Blanc Twp 7	195	113	0	27
1808 Grand Blanc Twp 8	364	171	0	36
1809 Grand Blanc Twp 9	202	129	1	34

MOTT COMMUNITY COLLEGE
VOTE FOR 1

	VOTES	PERCENT		VOTES	PERCENT
01 = YES	32,206	62.97	03 = OVER VOTES	19	
02 = NO	18,943	37.03	04 = UNDER VOTES	4,199	

(CONTINUED FROM PREVIOUS PAGE)	01	02	03	04
1810 Grand Blanc Twp 10	353	227	1	25
1811 Grand Blanc Twp 11	74	56	0	6
1812 Grand Blanc Twp 12	113	43	0	18
1813 Grand Blanc Twp 13	132	118	0	15
1814 Grand Blanc Twp 14	215	155	0	26
1815 Grand Blanc Twp 15	202	116	0	27
1901 Linden 1	190	88	0	24
1902 Linden 2	193	107	0	43
2001 Montrose 1	84	55	0	10
2101 Montrose Twp 1	67	42	0	10
2102 Montrose Twp 2	61	45	0	8
2103 Montrose Twp 3	81	70	0	11
2104 Montrose Twp 4	82	86	0	5
2201 Mt. Morris 1	58	20	0	13
2202 Mt. Morris 2	74	39	0	7
2301 Mt. Morris Twp 1	75	54	0	15
2302 Mt. Morris Twp 2	75	36	0	12
2303 Mt. Morris Twp 3	114	87	0	12
2304 Mt. Morris Twp 4	88	71	0	8
2306 Mt. Morris Twp 6	130	65	0	16
2308 Mt. Morris Twp 8	45	21	0	2
2309 Mt. Morris Twp 9	73	22	0	11
2310 Mt. Morris Twp 10	128	50	0	13
2311 Mt. Morris Twp 11	137	47	0	24
2312 Mt. Morris Twp 12	138	46	0	13
2313 Mt. Morris Twp 13	218	76	0	22
2314 Mt. Morris Twp 14	200	99	1	24
2315 Mt. Morris Twp 15	159	120	0	15
2401 Mundy Twp 1	258	112	0	24
2402 Mundy Twp 2	160	112	1	15
2403 Mundy Twp 3	202	133	0	12
2404 Mundy Twp 4	185	118	0	28
2405 Mundy Twp 5	106	84	0	4
2406 Mundy Twp 6	147	96	0	12
2407 Mundy Twp 7	145	81	0	5
2408 Mundy Twp 8	108	90	0	16
2409 Mundy Twp 9	67	84	0	18
2501 Richfield Twp 1	116	85	0	8
2502 Richfield Twp 2	256	187	3	42
2503 Richfield Twp 3	195	117	0	31
2504 Richfield Twp 4	116	61	0	7
2601 Swartz Creek 1	155	109	0	9
2602 Swartz Creek 2	137	56	0	6
2603 Swartz Creek 3	96	71	0	9
2604 Swartz Creek 4	201	176	0	20
2701 Thetford Twp 1	133	123	0	18
2702 Thetford Twp 2	62	99	0	9
2703 Thetford Twp 3	163	201	0	20
2704 Thetford Twp 4	184	213	0	19
2801 Vienna Twp 1	253	151	0	19
2802 Vienna Twp 2	196	121	0	27
2803 Vienna Twp 3	223	142	0	17
2804 Vienna Twp 4	195	141	0	11
2805 Vienna Twp 5	183	102	1	29
2902 Deerfield Twp 2-Lapeer	26	42	0	0

MOTT COMMUNITY COLLEGE
VOTE FOR 1

	VOTES	PERCENT
01 = YES	32,206	62.97
02 = NO	18,943	37.03

	VOTES
03 = OVER VOTES	19
04 = UNDER VOTES	4,199

(CONTINUED FROM PREVIOUS PAGE)	01	02	03	04
3001 Elba Twp 1-Lapeer	0	1	0	0
3002 Elba Twp 2-Lapeer	0	0	0	0
3003 Elba Twp 3-Lapeer	0	1	0	0
3101 Hadley Twp 1-Lapeer	5	9	0	0
3102 Hadley Twp 2-Lapeer	61	81	0	0
3201 Marathon Twp 1-Lapeer	178	198	0	0
3202 Marathon Twp 2-Lapeer	142	185	0	0
3301 Oregon Twp 1-Lapeer	10	23	0	0
3302 Oregon Twp 2-Lapeer	39	46	0	0
3401 Deerfield Twp 1-Livingsto	39	36	0	0
3402 Deerfield Twp 2-Livingsto	8	7	0	0
3501 Tyrone Twp 1-Livingston	127	190	0	0
3502 Tyrone Twp 2-Livingston	146	173	0	0
3503 Tyrone Twp 3-Livingston	158	174	0	0
3601 Groveland Twp 1-Oakland	7	11	0	0
3703 Holly Township 3-Oakland	108	126	0	0
3801 Rose Township 1-Oakland	89	145	0	0

GENESEE DISTRICT LIBRARY
VOTE FOR 1

	VOTES	PERCENT		VOTES	PERCENT
01 = YES	29,710	69.72	03 = OVER VOTES	13	
02 = NO	12,901	30.28	04 = UNDER VOTES	2,884	

	01	02	03	04
0101 Argentine Twp 1	216	147	0	30
0102 Argentine Twp 2	198	133	0	44
0103 Argentine Twp 3	42	43	0	8
0201 Atlas Twp 1	307	181	0	40
0202 Atlas Twp 2	191	121	0	13
0203 Atlas Twp 3	353	221	0	43
0204 Atlas Twp 4	246	105	0	22
0301 Burton 1	203	75	0	24
0302 Burton 2	131	66	0	9
0303 Burton 3	234	136	2	19
0304 Burton 4	106	57	1	19
0305 Burton 5	143	65	0	11
0306 Burton 6	75	35	0	8
0307 Burton 7	126	62	0	14
0308 Burton 8	239	103	0	6
0309 Burton 9	89	54	0	8
0310 Burton 10	302	125	1	26
0311 Burton 11	198	87	0	25
0312 Burton 12	161	110	0	23
0401 Clayton Twp 1	329	156	0	25
0402 Clayton Twp 2	199	126	0	14
0403 Clayton Twp 3	107	99	0	15
0404 Clayton Twp 4	101	78	0	11
0501 Clio 1	213	56	0	11
0601 Davison 1	107	28	0	7
0602 Davison 2	147	19	0	1
0603 Davison 3	162	32	0	19
0604 Davison 4	136	33	0	9
0701 Davison Twp 1	251	88	0	17
0702 Davison Twp 2	322	121	0	34
0703 Davison Twp 3	205	87	0	23
0704 Davison Twp 4	325	82	0	51
0705 Davison Twp 5	151	40	0	12
0706 Davison Twp 6	191	66	0	18
0707 Davison Twp 7	164	81	0	15
070B Davison Twp 8	156	70	0	17
0709 Davison Twp 9	199	74	0	26
0801 Fenton 1	149	58	0	14
0802 Fenton 2	210	51	0	22
0803 Fenton 3	188	59	0	9
0804 Fenton 4	149	55	0	21
0805 Fenton 5	105	35	0	15
0901 Fenton Twp 1	183	80	0	17
0902 Fenton Twp 2	226	102	0	26
0903 Fenton Twp 3	267	131	0	24
0904 Fenton Twp 4	232	106	0	22
0905 Fenton Twp 5	265	132	0	29
0906 Fenton Twp 6	186	67	0	20
1101 Flint Twp 1	435	144	1	54
1102 Flint Twp 2	202	74	0	21
1103 Flint Twp 3	276	114	1	22
1104 Flint Twp 4	327	128	0	37
1105 Flint Twp 5	272	117	1	36
1106 Flint Twp 6	209	72	0	49
1107 Flint Twp 7	202	54	0	26

GENESEE DISTRICT LIBRARY
VOTE FOR 1

	VOTES	PERCENT		VOTES	PERCENT
01 = YES	29,710	69.72	03 = OVER VOTES	13	
02 = NO	12,901	30.28	04 = UNDER VOTES	2,884	

(CONTINUED FROM PREVIOUS PAGE)	01	02	03	04
1108 Flint Twp 8	11	3	0	0
1109 Flint Twp 9	115	43	0	12
1110 Flint Twp 10	127	59	0	14
1111 Flint Twp 11	125	56	0	13
1112 Flint Twp 12	136	48	0	16
1113 Flint Twp 13	147	63	1	19
1114 Flint Twp 14	166	89	0	11
1115 Flint Twp 15	167	86	0	21
1201 Flushing 1	190	55	0	11
1202 Flushing 2	205	66	0	27
1203 Flushing 3	297	92	0	23
1204 Flushing 4	272	98	0	23
1205 Flushing 5	270	88	0	22
1301 Flushing Twp 1	196	116	0	14
1302 Flushing Twp 2	265	157	0	24
1303 Flushing Twp 3	201	113	0	30
1304 Flushing Twp 4	150	58	0	6
1305 Flushing Twp 5	205	73	0	21
1306 Flushing Twp 6	130	76	0	15
1307 Flushing Twp 7	161	133	0	20
1401 Forest Twp 1	127	71	0	16
1402 Forest Twp 2	212	102	0	11
1403 Forest Twp 3	176	86	0	14
1501 Gaines Twp 1	180	88	0	18
1502 Gaines Twp 2	126	65	0	6
1503 Gaines Twp 3	87	39	0	8
1504 Gaines Twp 4	179	106	0	13
1601 Genesee Twp 1	81	32	0	6
1602 Genesee Twp 2	91	39	0	14
1603 Genesee Twp 3	143	70	0	17
1604 Genesee Twp 4	338	124	0	20
1605 Genesee Twp 5	129	56	0	14
1606 Genesee Twp 6	216	70	0	23
1607 Genesee Twp 7	188	85	0	26
1608 Genesee Twp 8	266	138	0	42
1609 Genesee Twp 9	237	85	0	28
1701 Grand Blanc 1	249	62	0	7
1702 Grand Blanc 2	171	41	0	8
1703 Grand Blanc 3	271	62	0	7
1704 Grand Blanc 4	232	46	0	11
1801 Grand Blanc Twp 1	354	128	0	28
1802 Grand Blanc Twp 2	97	48	0	9
1803 Grand Blanc Twp 3	151	89	0	19
1804 Grand Blanc Twp 4	246	101	0	17
1805 Grand Blanc Twp 5	313	91	0	31
1806 Grand Blanc Twp 6	398	137	0	37
1807 Grand Blanc Twp 7	214	95	0	26
1808 Grand Blanc Twp 8	414	128	0	29
1809 Grand Blanc Twp 9	249	86	0	31
1810 Grand Blanc Twp 10	407	179	2	18
1811 Grand Blanc Twp 11	87	40	0	9
1812 Grand Blanc Twp 12	133	23	0	18
1813 Grand Blanc Twp 13	154	97	0	14
1814 Grand Blanc Twp 14	262	110	0	24
1815 Grand Blanc Twp 15	252	71	0	22

GENESEE DISTRICT LIBRARY
VOTE FOR 1

	VOTES	PERCENT		VOTES	PERCENT
01 = YES	29,710	69.72	03 = OVER VOTES	13	
02 = NO	12,901	30.28	04 = UNDER VOTES	2,884	

(CONTINUED FROM PREVIOUS PAGE)	01	02	03	04
1901 Linden 1	205	78	0	19
1902 Linden 2	232	68	0	43
2001 Montrose 1	104	38	0	7
2101 Montrose Twp 1	77	32	0	10
2102 Montrose Twp 2	80	28	0	6
2103 Montrose Twp 3	104	50	0	8
2104 Montrose Twp 4	96	73	0	4
2201 Mt. Morris 1	65	12	0	14
2202 Mt. Morris 2	85	28	0	7
2301 Mt. Morris Twp 1	76	54	0	14
2302 Mt. Morris Twp 2	82	30	0	11
2303 Mt. Morris Twp 3	141	60	0	12
2304 Mt. Morris Twp 4	107	52	0	8
2306 Mt. Morris Twp 6	127	70	0	14
2308 Mt. Morris Twp 8	50	16	0	2
2309 Mt. Morris Twp 9	68	27	0	11
2310 Mt. Morris Twp 10	137	36	0	18
2311 Mt. Morris Twp 11	153	36	0	19
2312 Mt. Morris Twp 12	141	40	1	15
2313 Mt. Morris Twp 13	225	71	0	20
2314 Mt. Morris Twp 14	240	66	0	18
2315 Mt. Morris Twp 15	171	106	0	17
2401 Mundy Twp 1	269	99	0	26
2402 Mundy Twp 2	168	102	0	18
2403 Mundy Twp 3	226	107	1	13
2404 Mundy Twp 4	205	99	0	27
2405 Mundy Twp 5	127	63	0	4
2406 Mundy Twp 6	160	83	0	12
2407 Mundy Twp 7	168	57	0	6
2408 Mundy Twp 8	118	81	1	14
2409 Mundy Twp 9	82	69	0	18
2501 Richfield Twp 1	121	80	0	8
2502 Richfield Twp 2	293	154	0	41
2503 Richfield Twp 3	206	109	0	28
2504 Richfield Twp 4	128	51	0	5
2601 Swartz Creek 1	180	86	0	7
2602 Swartz Creek 2	155	37	0	7
2603 Swartz Creek 3	122	46	0	8
2604 Swartz Creek 4	235	144	0	18
2701 Thetford Twp 1	156	101	0	17
2702 Thetford Twp 2	98	118	0	15
2703 Thetford Twp 3	208	158	0	18
2704 Thetford Twp 4	248	151	0	17
2801 Vienna Twp 1	287	118	0	18
2802 Vienna Twp 2	214	107	0	23
2803 Vienna Twp 3	283	82	0	17
2804 Vienna Twp 4	207	130	0	10
2805 Vienna Twp 5	206	95	0	28

Statement of Vote

Gladwin County

Gladwin_Aug2016_E

8/9/2016

Republican Representative in Congress 4th District

	Registered	Turnout	Percent	1	2
Beaverton Township Precinct 1	*100*	*285*	*285.00%*	143	2
Election Day		285	285.00%	143	2
Election Day Manual Entry		0	0.00%	0	0
County Clerk		0	0.00%	0	0
Bentley Township Precinct 1	*100*	*99*	*99.00%*	33	0
Election Day		99	99.00%	33	0
Election Day Manual Entry		0	0.00%	0	0
County Clerk		0	0.00%	0	0
Billings Township Precinct 1	*100*	*408*	*408.00%*	143	1
Election Day		408	408.00%	143	1
Election Day Manual Entry		0	0.00%	0	0
County Clerk		0	0.00%	0	0
Bourret Township Precinct 1	*100*	*98*	*98.00%*	42	0
Election Day		98	98.00%	42	0
Election Day Manual Entry		0	0.00%	0	0
County Clerk		0	0.00%	0	0
Buckeye Township Precinct 1	*100*	*189*	*189.00%*	84	0
Election Day		189	189.00%	84	0
Election Day Manual Entry		0	0.00%	0	0
County Clerk		0	0.00%	0	0
Butman Township Precinct 1	*100*	*527*	*527.00%*	307	2
Election Day		357	357.00%	228	2
Election Day Manual Entry		0	0.00%	0	0
County Clerk		0	0.00%	0	0
AV Locations		170	170.00%	79	0
Clement Township Precinct 1	*100*	*111*	*111.00%*	59	0
Election Day		111	111.00%	59	0
Election Day Manual Entry		0	0.00%	0	0
County Clerk		0	0.00%	0	0
Gladwin Township Precinct 1	*100*	*199*	*199.00%*	113	0
Election Day		199	199.00%	113	0
Election Day Manual Entry		0	0.00%	0	0
County Clerk		0	0.00%	0	0
Grim Township Precinct 1	*100*	*18*	*18.00%*	7	1
Election Day		18	18.00%	7	1
Election Day Manual Entry		0	0.00%	0	0
County Clerk		0	0.00%	0	0
Grout Township Precinct 1	*100*	*353*	*353.00%*	213	1
Election Day		353	353.00%	213	1
Election Day Manual Entry		0	0.00%	0	0
County Clerk		0	0.00%	0	0
Hay Township Precinct 1	*100*	*161*	*161.00%*	55	2
Election Day		161	161.00%	55	2
Election Day Manual Entry		0	0.00%	0	0
County Clerk		0	0.00%	0	0
Sage Township Precinct 1	*100*	*364*	*364.00%*	201	0
Election Day		364	364.00%	201	0
Election Day Manual Entry		0	0.00%	0	0
County Clerk		0	0.00%	0	0

Statement of Vote

Gladwin County

Gladwin_Aug2016_E

8/9/2016

Republican Representative in Congress 4th District

	Registered	Turnout	Percent	1	2
Secord Township Precinct 1	*100*	*205*	*205.00%*	98	0
Election Day		205	205.00%	98	0
Election Day Manual Entry		0	0.00%	0	0
County Clerk		0	0.00%	0	0
Sherman Township Precinct 1	*100*	*174*	*174.00%*	98	0
Election Day		174	174.00%	98	0
Election Day Manual Entry		0	0.00%	0	0
County Clerk		0	0.00%	0	0
Tobacco Township Precinct 1	*100*	*372*	*372.00%*	159	1
Election Day		372	372.00%	159	1
Election Day Manual Entry		0	0.00%	0	0
County Clerk		0	0.00%	0	0
City of Gladwin Ward 1 Precinc	*100*	*57*	*57.00%*	30	0
Election Day		57	57.00%	30	0
Election Day Manual Entry		0	0.00%	0	0
County Clerk		0	0.00%	0	0
City of Gladwin Ward 4 Precinc	*0*	*95*	*0.00%*	36	1
Election Day		95	0.00%	36	1
Election Day Manual Entry		0	0.00%	0	0
County Clerk		0	0.00%	0	0
City of Gladwin Ward 2 Precinc	*100*	*97*	*97.00%*	61	0
Election Day		97	97.00%	61	0
Election Day Manual Entry		0	0.00%	0	0
County Clerk		0	0.00%	0	0
City of Gladwin Ward 3 Precinc	*0*	*105*	*0.00%*	55	0
Election Day		105	0.00%	55	0
Election Day Manual Entry		0	0.00%	0	0
County Clerk		0	0.00%	0	0
City of Beaverton Precinct 1	*100*	*103*	*103.00%*	41	0
Election Day		103	103.00%	41	0
Election Day Manual Entry		0	0.00%	0	0
County Clerk		0	0.00%	0	0
	1,800	*4,020*	*223.33%*	1,976	11

Candidates

1 John Moolenaar
2 Write-In

Statement of Vote

Gladwin County

Gladwin_Aug2016_E

8/9/2016

Democratic Representative in Congress 4th District

	Registered	Turnout	Percent	1
Beaverton Township Precinct 1	*100*	*285*	*285.00%*	17
Election Day		285	285.00%	17
Election Day Manual Entry		0	0.00%	0
County Clerk		0	0.00%	0
Bentley Township Precinct 1	*100*	*99*	*99.00%*	15
Election Day		99	99.00%	15
Election Day Manual Entry		0	0.00%	0
County Clerk		0	0.00%	0
Billings Township Precinct 1	*100*	*408*	*408.00%*	43
Election Day		408	408.00%	43
Election Day Manual Entry		0	0.00%	0
County Clerk		0	0.00%	0
Bourret Township Precinct 1	*100*	*98*	*98.00%*	4
Election Day		98	98.00%	4
Election Day Manual Entry		0	0.00%	0
County Clerk		0	0.00%	0
Buckeye Township Precinct 1	*100*	*189*	*189.00%*	15
Election Day		189	189.00%	15
Election Day Manual Entry		0	0.00%	0
County Clerk		0	0.00%	0
Butman Township Precinct 1	*100*	*527*	*527.00%*	33
Election Day		357	357.00%	28
Election Day Manual Entry		0	0.00%	0
County Clerk		0	0.00%	0
AV Locations		170	170.00%	5
Clement Township Precinct 1	*100*	*111*	*111.00%*	8
Election Day		111	111.00%	8
Election Day Manual Entry		0	0.00%	0
County Clerk		0	0.00%	0
Gladwin Township Precinct 1	*100*	*199*	*199.00%*	10
Election Day		199	199.00%	10
Election Day Manual Entry		0	0.00%	0
County Clerk		0	0.00%	0
Grim Township Precinct 1	*100*	*18*	*18.00%*	1
Election Day		18	18.00%	1
Election Day Manual Entry		0	0.00%	0
County Clerk		0	0.00%	0
Grout Township Precinct 1	*100*	*353*	*353.00%*	21
Election Day		353	353.00%	21
Election Day Manual Entry		0	0.00%	0
County Clerk		0	0.00%	0
Hay Township Precinct 1	*100*	*161*	*161.00%*	20
Election Day		161	161.00%	20
Election Day Manual Entry		0	0.00%	0
County Clerk		0	0.00%	0
Sage Township Precinct 1	*100*	*364*	*364.00%*	28
Election Day		364	364.00%	28
Election Day Manual Entry		0	0.00%	0
County Clerk		0	0.00%	0

Democratic Representative in Congress 4th District

	Registered	Turnout	Percent	1
Secord Township Precinct 1	*100*	*205*	*205.00%*	33
Election Day		205	205.00%	33
Election Day Manual Entry		0	0.00%	0
County Clerk		0	0.00%	0
Sherman Township Precinct 1	*100*	*174*	*174.00%*	8
Election Day		174	174.00%	8
Election Day Manual Entry		0	0.00%	0
County Clerk		0	0.00%	0
Tobacco Township Precinct 1	*100*	*372*	*372.00%*	38
Election Day		372	372.00%	38
Election Day Manual Entry		0	0.00%	0
County Clerk		0	0.00%	0
City of Gladwin Ward 1 Precinc	*100*	*57*	*57.00%*	4
Election Day		57	57.00%	4
Election Day Manual Entry		0	0.00%	0
County Clerk		0	0.00%	0
City of Gladwin Ward 4 Precinc	*0*	*95*	*0.00%*	13
Election Day		95	0.00%	13
Election Day Manual Entry		0	0.00%	0
County Clerk		0	0.00%	0
City of Gladwin Ward 2 Precinc	*100*	*97*	*97.00%*	5
Election Day		97	97.00%	5
Election Day Manual Entry		0	0.00%	0
County Clerk		0	0.00%	0
City of Gladwin Ward 3 Precinc	*0*	*105*	*0.00%*	11
Election Day		105	0.00%	11
Election Day Manual Entry		0	0.00%	0
County Clerk		0	0.00%	0
City of Beaverton Precinct 1	*100*	*103*	*103.00%*	19
Election Day		103	103.00%	19
Election Day Manual Entry		0	0.00%	0
County Clerk		0	0.00%	0
	1,600	*4,020*	223.33%	346

Candidates

1 Write-In

Statement of Vote

Gladwin County

Gladwin_Aug2016_E

8/9/2016

Republican Representative in State Legislature 97th Dist.

	Registered	Turnout	Percent	1	2	3	4	5	6
Beaverton Township Precinct 1	*100*	*285*	*285.00%*	12	11	50	55	32	0
Election Day		285	285.00%	12	11	50	55	32	0
Election Day Manual Entry		0	0.00%	0	0	0	0	0	0
County Clerk		0	0.00%	0	0	0	0	0	0
Bentley Township Precinct 1	*100*	*99*	*99.00%*	4	2	7	16	4	0
Election Day		99	99.00%	4	2	7	16	4	0
Election Day Manual Entry		0	0.00%	0	0	0	0	0	0
County Clerk		0	0.00%	0	0	0	0	0	0
Billings Township Precinct 1	*100*	*408*	*408.00%*	16	21	17	84	16	0
Election Day		408	408.00%	16	21	17	84	16	0
Election Day Manual Entry		0	0.00%	0	0	0	0	0	0
County Clerk		0	0.00%	0	0	0	0	0	0
Bourret Township Precinct 1	*100*	*98*	*98.00%*	4	4	17	20	5	0
Election Day		98	98.00%	4	4	17	20	5	0
Election Day Manual Entry		0	0.00%	0	0	0	0	0	0
County Clerk		0	0.00%	0	0	0	0	0	0
Buckeye Township Precinct 1	*100*	*189*	*189.00%*	2	7	20	47	19	0
Election Day		189	189.00%	2	7	20	47	19	0
Election Day Manual Entry		0	0.00%	0	0	0	0	0	0
County Clerk		0	0.00%	0	0	0	0	0	0
Butman Township Precinct 1	*100*	*527*	*527.00%*	31	16	54	108	116	0
Election Day		357	357.00%	23	15	39	76	64	0
Election Day Manual Entry		0	0.00%	0	0	0	0	0	0
County Clerk		0	0.00%	0	0	0	0	0	0
AV Locations		170	170.00%	8	1	15	30	32	0
Clement Township Precinct 1	*100*	*111*	*111.00%*	10	4	19	25	8	0
Election Day		111	111.00%	10	4	19	25	8	0
Election Day Manual Entry		0	0.00%	0	0	0	0	0	0
County Clerk		0	0.00%	0	0	0	0	0	0
Gladwin Township Precinct 1	*100*	*199*	*199.00%*	19	2	51	36	41	0
Election Day		199	199.00%	19	2	51	36	41	0
Election Day Manual Entry		0	0.00%	0	0	0	0	0	0
County Clerk		0	0.00%	0	0	0	0	0	0
Grim Township Precinct 1	*100*	*18*	*18.00%*	2	0	2	1	2	0
Election Day		18	18.00%	2	0	2	1	2	0
Election Day Manual Entry		0	0.00%	0	0	0	0	0	0
County Clerk		0	0.00%	0	0	0	0	0	0
Grout Township Precinct 1	*100*	*353*	*353.00%*	13	8	44	93	89	1
Election Day		353	353.00%	13	8	44	93	89	1
Election Day Manual Entry		0	0.00%	0	0	0	0	0	0
County Clerk		0	0.00%	0	0	0	0	0	0
Hay Township Precinct 1	*100*	*161*	*161.00%*	2	6	11	22	23	0
Election Day		161	161.00%	2	6	11	22	23	0
Election Day Manual Entry		0	0.00%	0	0	0	0	0	0
County Clerk		0	0.00%	0	0	0	0	0	0
Sage Township Precinct 1	*100*	*364*	*364.00%*	13	10	59	72	66	0
Election Day		364	364.00%	13	10	59	72	66	0
Election Day Manual Entry		0	0.00%	0	0	0	0	0	0
County Clerk		0	0.00%	0	0	0	0	0	0

Statement of Vote

Gladwin County

Gladwin_Aug2016_E

8/9/2016

Republican Representative in State Legislature 97th Dist.

	Registered	Turnout	Percent	1	2	3	4	5	6
Secord Township Precinct 1	*100*	*205*	*205.00%*	10	6	21	41	23	0
Election Day		205	205.00%	10	6	21	41	23	0
Election Day Manual Entry		0	0.00%	0	0	0	0	0	0
County Clerk		0	0.00%	0	0	0	0	0	0
Sherman Township Precinct 1	*100*	*174*	*174.00%*	8	4	52	26	24	0
Election Day		174	174.00%	8	4	52	26	24	0
Election Day Manual Entry		0	0.00%	0	0	0	0	0	0
County Clerk		0	0.00%	0	0	0	0	0	0
Tobacco Township Precinct 1	*100*	*372*	*372.00%*	15	11	39	54	46	1
Election Day		372	372.00%	15	11	39	54	46	1
Election Day Manual Entry		0	0.00%	0	0	0	0	0	0
County Clerk		0	0.00%	0	0	0	0	0	0
City of Gladwin Ward 1 Precinc	*100*	*57*	*57.00%*	2	1	3	17	13	0
Election Day		57	57.00%	2	1	3	17	13	0
Election Day Manual Entry		0	0.00%	0	0	0	0	0	0
County Clerk		0	0.00%	0	0	0	0	0	0
City of Gladwin Ward 4 Precinc	*0*	*95*	*0.00%*	1	2	6	22	18	1
Election Day		95	0.00%	1	2	6	22	18	1
Election Day Manual Entry		0	0.00%	0	0	0	0	0	0
County Clerk		0	0.00%	0	0	0	0	0	0
City of Gladwin Ward 2 Precinc	*100*	*97*	*97.00%*	2	3	19	26	18	0
Election Day		97	97.00%	2	3	19	26	18	0
Election Day Manual Entry		0	0.00%	0	0	0	0	0	0
County Clerk		0	0.00%	0	0	0	0	0	0
City of Gladwin Ward 3 Precinc	*0*	*105*	*0.00%*	4	0	7	25	37	0
Election Day		105	0.00%	4	0	7	25	37	0
Election Day Manual Entry		0	0.00%	0	0	0	0	0	0
County Clerk		0	0.00%	0	0	0	0	0	0
City of Beaverton Precinct 1	*100*	*103*	*103.00%*	3	1	7	25	13	0
Election Day		103	103.00%	3	1	7	25	13	0
Election Day Manual Entry		0	0.00%	0	0	0	0	0	0
County Clerk		0	0.00%	0	0	0	0	0	0
	1,600	*4,020*	*223.33%*	173	119	505	815	613	3

Candidates

1 George Gilmore
2 Brian Johnson
3 Jacob Link
4 Jason Wentworth
5 Thomas L. Winarski
6 Write-In

Statement of Vote

Gladwin County

Gladwin_Aug2016_E

8/9/2016

Democratic Representative in State Legislature 97th Dist.

	Registered	Turnout	Percent	1	2	3
Beaverton Township Precinct 1	*100*	*285*	*285.00%*	27	38	0
Election Day		285	285.00%	27	38	0
Election Day Manual Entry		0	0.00%	0	0	0
County Clerk		0	0.00%	0	0	0
Bentley Township Precinct 1	*100*	*99*	*99.00%*	24	20	0
Election Day		99	99.00%	24	20	0
Election Day Manual Entry		0	0.00%	0	0	0
County Clerk		0	0.00%	0	0	0
Billings Township Precinct 1	*100*	*408*	*408.00%*	73	83	1
Election Day		408	408.00%	73	83	1
Election Day Manual Entry		0	0.00%	0	0	0
County Clerk		0	0.00%	0	0	0
Bourret Township Precinct 1	*100*	*98*	*98.00%*	7	17	0
Election Day		98	98.00%	7	17	0
Election Day Manual Entry		0	0.00%	0	0	0
County Clerk		0	0.00%	0	0	0
Buckeye Township Precinct 1	*100*	*189*	*189.00%*	20	46	1
Election Day		189	189.00%	20	46	1
Election Day Manual Entry		0	0.00%	0	0	0
County Clerk		0	0.00%	0	0	0
Butman Township Precinct 1	*100*	*527*	*527.00%*	39	65	0
Election Day		357	357.00%	24	50	0
Election Day Manual Entry		0	0.00%	0	0	0
County Clerk		0	0.00%	0	0	0
AV Locations		170	170.00%	15	15	0
Clement Township Precinct 1	*100*	*111*	*111.00%*	10	19	0
Election Day		111	111.00%	10	19	0
Election Day Manual Entry		0	0.00%	0	0	0
County Clerk		0	0.00%	0	0	0
Gladwin Township Precinct 1	*100*	*199*	*199.00%*	9	18	0
Election Day		199	199.00%	9	18	0
Election Day Manual Entry		0	0.00%	0	0	0
County Clerk		0	0.00%	0	0	0
Grim Township Precinct 1	*100*	*18*	*18.00%*	4	0	0
Election Day		18	18.00%	4	0	0
Election Day Manual Entry		0	0.00%	0	0	0
County Clerk		0	0.00%	0	0	0
Grout Township Precinct 1	*100*	*353*	*353.00%*	21	44	1
Election Day		353	353.00%	21	44	1
Election Day Manual Entry		0	0.00%	0	0	0
County Clerk		0	0.00%	0	0	0
Hay Township Precinct 1	*100*	*161*	*161.00%*	27	36	0
Election Day		161	161.00%	27	36	0
Election Day Manual Entry		0	0.00%	0	0	0
County Clerk		0	0.00%	0	0	0
Sage Township Precinct 1	*100*	*364*	*364.00%*	31	63	0
Election Day		364	364.00%	31	63	0
Election Day Manual Entry		0	0.00%	0	0	0
County Clerk		0	0.00%	0	0	0

Statement of Vote

Gladwin County

Gladwin_Aug2016_E

8/9/2016

Democratic Representative in State Legislature 97th Dist.

	Registered	Turnout	Percent	1	2	3
Secord Township Precinct 1	*100*	*205*	*205.00%*	43	39	0
Election Day		205	205.00%	43	39	0
Election Day Manual Entry		0	0.00%	0	0	0
County Clerk		0	0.00%	0	0	0
Sherman Township Precinct 1	*100*	*174*	*174.00%*	12	22	0
Election Day		174	174.00%	12	22	0
Election Day Manual Entry		0	0.00%	0	0	0
County Clerk		0	0.00%	0	0	0
Tobacco Township Precinct 1	*100*	*372*	*372.00%*	46	69	0
Election Day		372	372.00%	46	69	0
Election Day Manual Entry		0	0.00%	0	0	0
County Clerk		0	0.00%	0	0	0
City of Gladwin Ward 1 Precinc	*100*	*57*	*57.00%*	7	10	0
Election Day		57	57.00%	7	10	0
Election Day Manual Entry		0	0.00%	0	0	0
County Clerk		0	0.00%	0	0	0
City of Gladwin Ward 4 Precinc	*0*	*95*	*0.00%*	20	15	1
Election Day		95	0.00%	20	15	1
Election Day Manual Entry		0	0.00%	0	0	0
County Clerk		0	0.00%	0	0	0
City of Gladwin Ward 2 Precinc	*100*	*97*	*97.00%*	13	10	0
Election Day		97	97.00%	13	10	0
Election Day Manual Entry		0	0.00%	0	0	0
County Clerk		0	0.00%	0	0	0
City of Gladwin Ward 3 Precinc	*0*	*105*	*0.00%*	15	9	0
Election Day		105	0.00%	15	9	0
Election Day Manual Entry		0	0.00%	0	0	0
County Clerk		0	0.00%	0	0	0
City of Beaverton Precinct 1	*100*	*103*	*103.00%*	26	19	0
Election Day		103	103.00%	26	19	0
Election Day Manual Entry		0	0.00%	0	0	0
County Clerk		0	0.00%	0	0	0
	1,800	*4,020*	*223.33%*	474	642	4

Candidates

1 Robert C. Corbett
2 Robert Townsend
3 Write-In

REGISTRATION & TURNOUT
Gladwin County

Completed Precincts:	0 of 1	
Total Registration	100	
Election Day Ballots Cast	285	285.00%
Election Day Manual Entry Ballots Cast	0	0.00%
Modems Ballots Cast	0	0.00%
County Clerk Ballots Cast	0	0.00%
AV Locations Ballots Cast	0	0.00%
Total Ballots Cast	285	285.00%

REP - Representative in Congress 4th District

Completed Precincts:	1 of 1	
Under Votes:	40	
Over Votes:	0	
John Moolenaar	143	98.62%
Write-In	2	1.38%

REP - Representative in State Legislature 97th Dist.

Completed Precincts:	1 of 1	
Under Votes:	23	
Over Votes:	2	
Jason Wentworth	55	34.38%
Jacob Link	50	31.25%
Thomas L. Winarski	32	20.00%
George Gilmore	12	7.50%
Brian Johnson	11	6.88%
Write-In	0	0.00%

REP - Prosecuting Attorney

Completed Precincts:	1 of 1	
Under Votes:	52	
Over Votes:	0	
Aaron Miller	132	99.25%
Write-In	1	0.75%

REP - County Sheriff

Completed Precincts:	1 of 1	
Under Votes:	178	
Over Votes:	0	
Write-In	7	100.00%

REP - County Clerk

Completed Precincts:	1 of 1	
Under Votes:	84	
Over Votes:	0	
Peggy A. Vanderhagen	101	100.00%
Write-In	0	0.00%

REP - County Treasurer

Completed Precincts:	1 of 1	
Under Votes:	177	
Over Votes:	0	
Write-In	8	100.00%

REP - County Register of Deeds

Completed Precincts:	1 of 1	
Under Votes:	178	
Over Votes:	0	
Write-In	7	100.00%

REP - County Road Commissioner

Completed Precincts:	1 of 1	
Under Votes:	63	
Over Votes:	0	
Steve Cameron	122	100.00%
Write-In	0	0.00%

REP - County Drain Commissioner

Completed Precincts:	1 of 1	
Under Votes:	11	
Over Votes:	0	
Byron Dell	133	76.44%
Robert James Evans	41	23.56%
Write-In	0	0.00%

REP - County Commissioner 5th District

Completed Precincts:	1 of 1	
Under Votes:	88	
Over Votes:	0	
Don Birgel	97	100.00%
Write-In	0	0.00%

REP - Beaverton Township Supervisor

Completed Precincts:	1 of 1	
Under Votes:	179	
Over Votes:	0	
Write-In	6	100.00%

REP - Beaverton Township Clerk

Completed Precincts:	1 of 1	
Under Votes:	182	
Over Votes:	0	
Write-In	3	100.00%

REP - Beaverton Township Treasurer

Completed Precincts:	1 of 1	
Under Votes:	46	
Over Votes:	0	
LuAnn M. Domako	139	100.00%
Write-In	0	0.00%

REP - Beaverton Township Trustee

Number to Vote For: 2

Completed Precincts:	1 of 1	
Under Votes:	189	
Over Votes:	0	
Joe Sprague	103	56.91%
Keith Lijewski	78	43.09%
Write-In	0	0.00%

REP - Beaverton Twp Pct Delegate Rep

Number to Vote For: 5

Completed Precincts:	1 of 1	
Under Votes:	733	
Over Votes:	0	
Byron Dell	115	59.90%
Kurt B. Kocur	77	40.10%
Write-In	0	0.00%

DEM - Representative in Congress 4th District

Completed Precincts:	1 of 1	
Under Votes:	61	
Over Votes:	0	
Write-In	17	100.00%

DEM - Representative in State Legislature 97th Dist.

Completed Precincts:	1 of 1	
Under Votes:	13	
Over Votes:	0	
Robert Townsend	38	58.46%
Robert C. Corbett	27	41.54%
Write-In	0	0.00%

DEM.- Prosecuting Attorney

Completed Precincts:	1 of 1	
Under Votes:	71	
Over Votes:	0	
Write-In	7	100.00%

DEM - County Sheriff

Completed Precincts:	1 of 1	
Under Votes:	7	
Over Votes:	0	
Michael Shea	71	100.00%
Write-In	0	0.00%

DEM - County Clerk

Completed Precincts:	1 of 1	
Under Votes:	7	
Over Votes:	0	
Laura Brandon-Maveal	71	100.00%
Write-In	0	0.00%

DEM - County Treasurer

Completed Precincts:	1 of 1	
Under Votes:	10	
Over Votes:	0	
Christy Van Tiem	68	100.00%
Write-In	0	0.00%

DEM - County Register of Deeds

Completed Precincts:	1 of 1	
Under Votes:	7	
Over Votes:	0	
Ann Manning	71	100.00%
Write-In	0	0.00%

DEM - County Road Commissioner

Completed Precincts:	1 of 1	
Under Votes:	12	
Over Votes:	0	
Larry Thorington	30	45.45%
Marti Miller	19	28.79%
Robert Pettit	17	25.76%
Write-In	0	0.00%

DEM - County Drain Commissioner

Completed Precincts:	1 of 1	
Under Votes:	12	
Over Votes:	0	
Ryan Simpson	43	65.15%
Justin W Eastman	22	33.33%
Write-In	1	1.52%

DEM - County Commissioner 5th District

Completed Precincts:	1 of 1	
Under Votes:	75	
Over Votes:	0	
Write-In	3	100.00%

DEM - Beaverton Township Supervisor

Completed Precincts:	1 of 1	
Under Votes:	25	
Over Votes:	0	
Timothy Mickler	53	100.00%
Write-In	0	0.00%

DEM - Beaverton Township Clerk

Completed Precincts:	1 of 1	
Under Votes:	21	
Over Votes:	0	
Madalyn J. Hubble	57	100.00%
Write-In	0	0.00%

DEM - Beaverton Township Treasurer

Completed Precincts:	1 of 1	
Under Votes:	75	
Over Votes:	0	
Write-In	3	100.00%

DEM - Beaverton Township Trustee

Number to Vote For: 2

Completed Precincts:	1 of 1	
Under Votes:	152	
Over Votes:	0	
Write-In	4	100.00%

DEM - Beaverton Twp Pct Delegate Dem

Completed Precincts:	1 of 1	
Under Votes:	74	
Over Votes:	0	
Write-In	4	100.00%

District Library Fund Millage

Completed Precincts:	1 of 1	
Under Votes:	47	
Over Votes:	0	
YES	141	59.24%
NO	97	40.76%

REGISTRATION & TURNOUT
Gladwin County

Completed Precincts:	0 of 1	
Total Registration	100	
Election Day Ballots Cast	99	99.00%
Election Day Manual Entry Ballots Cast	0	0.00%
Modems Ballots Cast	0	0.00%
County Clerk Ballots Cast	0	0.00%
AV Locations Ballots Cast	0	0.00%
Total Ballots Cast	99	99.00%

REP - Representative in Congress 4th District

Completed Precincts:	1 of 1	
Under Votes:	1	
Over Votes:	0	
John Moolenaar	33	100.00%
Write-In	0	0.00%

REP - Representative in State Legislature 97th Dist.

Completed Precincts:	1 of 1	
Under Votes:	1	
Over Votes:	0	
Jason Wentworth	16	48.48%
Jacob Link	7	21.21%
George Gilmore	4	12.12%
Thomas L. Winarski	4	12.12%
Brian Johnson	2	6.06%
Write-In	0	0.00%

REP - Prosecuting Attorney

Completed Precincts:	1 of 1	
Under Votes:	3	
Over Votes:	0	
Aaron Miller	31	100.00%
Write-In	0	0.00%

REP - County Sheriff

Completed Precincts:	1 of 1	
Under Votes:	32	
Over Votes:	0	
Write-In	2	100.00%

REP - County Clerk

Completed Precincts:	1 of 1	
Under Votes:	6	
Over Votes:	0	
Peggy A. Vanderhagen	28	100.00%
Write-In	0	0.00%

REP - County Treasurer

Completed Precincts:	1 of 1	
Under Votes:	32	
Over Votes:	0	
Write-In	2	100.00%

REP - County Register of Deeds

Completed Precincts:	1 of 1	
Under Votes:	32	
Over Votes:	0	
Write-In	2	100.00%

REP - County Road Commissioner

Completed Precincts:	1 of 1	
Under Votes:	3	
Over Votes:	0	
Steve Cameron	31	100.00%
Write-In	0	0.00%

REP - County Drain Commissioner

Completed Precincts:	1 of 1	
Under Votes:	2	
Over Votes:	0	
Robert James Evans	22	68.75%
Byron Dell	10	31.25%
Write-In	0	0.00%

REP - County Commissioner 3rd District

Completed Precincts:	1 of 1	
Under Votes:	31	
Over Votes:	0	
Write-In	3	100.00%

REP - Bentley Township Supervisor

Completed Precincts:	1 of 1	
Under Votes:	31	
Over Votes:	0	
Write-In	3	100.00%

REP - Bentley Township Clerk

Completed Precincts:	1 of 1	
Under Votes:	31	
Over Votes:	0	
Write-In	3	100.00%

REP - Bentley Township Treasurer

Completed Precincts:	1 of 1	
Under Votes:	31	
Over Votes:	0	
Write-In	3	100.00%

REP - Bentley Township Trustee

Number to Vote For: 2

Completed Precincts:	1 of 1	
Under Votes:	62	
Over Votes:	0	
Write-In	6	100.00%

REP - Bentley Twp Pct Delegate Rep

Number to Vote For: 2

Completed Precincts:	1 of 1	
Under Votes:	64	
Over Votes:	0	
Write-In	4	100.00%

DEM - Representative in Congress 4th District

Completed Precincts:	1 of 1	
Under Votes:	49	
Over Votes:	0	
Write-In	15	100.00%

DEM - Representative in State Legislature 97th Dist.

Completed Precincts:	1 of 1	
Under Votes:	20	
Over Votes:	0	
Robert C. Corbett	24	54.55%
Robert Townsend	20	45.45%
Write-In	0	0.00%

DEM - Prosecuting Attorney

Completed Precincts:	1 of 1	
Under Votes:	62	
Over Votes:	0	
Write-In	2	100.00%

DEM - County Sheriff

Completed Precincts:	1 of 1	
Under Votes:	13	
Over Votes:	0	
Michael Shea	51	100.00%
Write-In	0	0.00%

DEM - County Clerk

Completed Precincts:	1 of 1	
Under Votes:	14	
Over Votes:	0	
Laura Brandon-Maveal	50	100.00%
Write-In	0	0.00%

DEM - County Treasurer

Completed Precincts:	1 of 1	
Under Votes:	16	
Over Votes:	0	
Christy Van Tiem	48	100.00%
Write-In	0	0.00%

DEM - County Register of Deeds

Completed Precincts:	1 of 1	
Under Votes:	18	
Over Votes:	0	
Ann Manning	46	100.00%
Write-In	0	0.00%

DEM - County Road Commissioner

Completed Precincts:	1 of 1	
Under Votes:	6	
Over Votes:	0	
Robert Pettit	24	41.38%

DEM - County Road Commissioner

Completed Precincts:	1 of 1	
Under Votes:	6	
Over Votes:	0	
Larry Thorington	19	32.76%
Marti Miller	15	25.86%
Write-In	0	0.00%

DEM - County Drain Commissioner

Completed Precincts:	1 of 1	
Under Votes:	10	
Over Votes:	0	
Ryan Simpson	28	51.85%
Justin W Eastman	26	48.15%
Write-In	0	0.00%

DEM - County Commissioner 3rd District

Completed Precincts:	1 of 1	
Under Votes:	19	
Over Votes:	0	
Sandra Aultman	45	100.00%
Write-In	0	0.00%

DEM - Bentley Township Supervisor

Completed Precincts:	1 of 1	
Under Votes:	13	
Over Votes:	0	
Brad Neumeyer II	51	100.00%
Write-In	0	0.00%

DEM - Bentley Township Clerk

Completed Precincts:	1 of 1	
Under Votes:	18	
Over Votes:	0	
Jennifer Buczek	46	100.00%
Write-In	0	0.00%

DEM - Bentley Township Treasurer

Completed Precincts:	1 of 1	
Under Votes:	14	
Over Votes:	0	
Sharon Roy-Krahner	50	100.00%
Write-In	0	0.00%

DEM - Bentley Township Trustee

Number to Vote For: 2

Completed Precincts:	1 of 1	
Under Votes:	44	
Over Votes:	0	
Thomas J Raushi	45	53.57%
Thomas Shepard	39	46.43%
Write-In	0	0.00%

DEM - Bentley Twp Pct Delegate Dem

Completed Precincts:	1 of 1	
Under Votes:	62	
Over Votes:	0	
Write-In	2	100.00%

Bentley Township Road Millage

Completed Precincts:	1 of 1	
Under Votes:	1	
Over Votes:	0	
YES	50	51.02%

Bentley Township Road Millage

Completed Precincts:	1 of 1	
Under Votes:	1	
Over Votes:	0	
NO	48	48.98%

Bentley Township Fire Millage

Completed Precincts:	1 of 1	
Under Votes:	2	
Over Votes:	0	
YES	56	57.73%
NO	41	42.27%

District Library Fund Millage

Completed Precincts:	1 of 1	
Under Votes:	9	
Over Votes:	0	
NO	54	60.00%
YES	36	40.00%

REGISTRATION & TURNOUT
Gladwin County

Completed Precincts:	0 of 1	
Total Registration	100	
Election Day Ballots Cast	408	408.00%
Election Day Manual Entry Ballots Cast	0	0.00%
Modems Ballots Cast	0	0.00%
County Clerk Ballots Cast	0	0.00%
AV Locations Ballots Cast	0	0.00%
Total Ballots Cast	408	408.00%

REP - Representative in Congress 4th District

Completed Precincts:	1 of 1	
Under Votes:	17	
Over Votes:	0	
John Moolenaar	143	99.31%
Write-In	1	0.69%

REP - Representative in State Legislature 97th Dist.

Completed Precincts:	1 of 1	
Under Votes:	6	
Over Votes:	1	
Jason Wentworth	84	54.55%
Brian Johnson	21	13.64%
Jacob Link	17	11.04%
George Gilmore	16	10.39%
Thomas L. Winarski	16	10.39%
Write-In	0	0.00%

REP - Prosecuting Attorney

Completed Precincts:	1 of 1	
Under Votes:	20	
Over Votes:	0	
Aaron Miller	141	100.00%
Write-In	0	0.00%

REP - County Sheriff

Completed Precincts:	1 of 1	
Under Votes:	153	
Over Votes:	0	
Write-In	8	100.00%

REP - County Clerk

Completed Precincts:	1 of 1	
Under Votes:	25	
Over Votes:	0	
Peggy A. Vanderhagen	136	100.00%
Write-In	0	0.00%

REP - County Treasurer

Completed Precincts:	1 of 1	
Under Votes:	154	
Over Votes:	0	
Write-In	7	100.00%

REP - County Register of Deeds

Completed Precincts:	1 of 1	
Under Votes:	154	
Over Votes:	0	
Write-In	7	100.00%

REP - County Road Commissioner

Completed Precincts:	1 of 1	
Under Votes:	20	
Over Votes:	0	
Steve Cameron	140	99.29%
Write-In	1	0.71%

REP - County Drain Commissioner

Completed Precincts:	1 of 1	
Under Votes:	16	
Over Votes:	0	
Robert James Evans	84	57.93%
Byron Dell	60	41.38%
Write-In	1	0.69%

REP - County Commissioner 3rd District

Completed Precincts:	1 of 1	
Under Votes:	150	
Over Votes:	0	
Write-In	11	100.00%

REP - Billings Township Supervisor

Completed Precincts:	1 of 1	
Under Votes:	44	
Over Votes:	0	
John Jakovac	112	95.73%
Write-In	5	4.27%

REP - Billings Township Clerk

Completed Precincts:	1 of 1	
Under Votes:	155	
Over Votes:	0	
Write-In	6	100.00%

REP - Billings Township Treasurer

Completed Precincts:	1 of 1	
Under Votes:	156	
Over Votes:	0	
Write-In	5	100.00%

REP - Billings Township Trustee

Number to Vote For: 2

Completed Precincts:	1 of 1	
Under Votes:	313	
Over Votes:	0	
Write-In	9	100.00%

REP - Billings Township Constable

Completed Precincts:	1 of 1	
Under Votes:	154	
Over Votes:	0	
Write-In	7	100.00%

REP - Billings Twp Pct Delegate Rep

Number to Vote For: 7

Completed Precincts:	1 of 1	
Under Votes:	1,101	
Over Votes:	0	
Write-In	26	100.00%

DEM - Representative in Congress 4th District

Completed Precincts:	1 of 1	
Under Votes:	160	
Over Votes:	0	
Write-In	43	100.00%

DEM - Representative in State Legislature 97th Dist.

Completed Precincts:	1 of 1	
Under Votes:	46	
Over Votes:	0	
Robert Townsend	83	52.87%
Robert C. Corbett	73	46.50%
Write-In	1	0.64%

DEM - Prosecuting Attorney

Completed Precincts:	1 of 1	
Under Votes:	186	
Over Votes:	0	
Write-In	17	100.00%

DEM - County Sheriff

Completed Precincts:	1 of 1	
Under Votes:	20	
Over Votes:	0	
Michael Shea	181	98.91%
Write-In	2	1.09%

DEM - County Clerk

Completed Precincts:	1 of 1	
Under Votes:	18	
Over Votes:	0	
Laura Brandon-Maveal	185	100.00%
Write-In	0	0.00%

DEM - County Treasurer

Completed Precincts:	1 of 1	
Under Votes:	19	
Over Votes:	0	
Christy Van Tiem	184	100.00%
Write-In	0	0.00%

DEM - County Register of Deeds

Completed Precincts:	1 of 1	
Under Votes:	21	
Over Votes:	0	
Ann Manning	182	100.00%
Write-In	0	0.00%

DEM - County Road Commissioner

Completed Precincts:	1 of 1	
Under Votes:	27	
Over Votes:	0	
Larry Thorington	69	39.20%
Robert Pettit	61	34.66%
Marti Miller	45	25.57%
Write-In	1	0.57%

DEM - County Drain Commissioner

Completed Precincts:	1 of 1	
Under Votes:	35	
Over Votes:	0	
Justin W Eastman	98	58.33%
Ryan Simpson	69	41.07%
Write-In	1	0.60%

DEM - County Commissioner 3rd District

Completed Precincts:	1 of 1	
Under Votes:	58	
Over Votes:	0	
Sandra Aultman	142	97.93%
Write-In	3	2.07%

DEM - Billings Township Supervisor

Completed Precincts:	1 of 1	
Under Votes:	26	
Over Votes:	0	
Larry Grell	173	97.74%
Write-In	4	2.26%

DEM - Billings Township Clerk

Completed Precincts:	1 of 1	
Under Votes:	25	
Over Votes:	1	
Daniel A Zunich	176	99.44%
Write-In	1	0.56%

DEM - Billings Township Treasurer

Completed Precincts:	1 of 1	
Under Votes:	28	
Over Votes:	0	
Larry Nelson	174	99.43%
Write-In	1	0.57%

DEM - Billings Township Trustee

Number to Vote For: 2

Completed Precincts:	1 of 1	
Under Votes:	130	
Over Votes:	0	
Brian Johnson	145	52.54%
Carl Malott	128	46.38%
Write-In	3	1.09%

DEM - Billings Township Constable

Completed Precincts:	1 of 1	
Under Votes:	37	
Over Votes:	0	
Richard Schroeder	165	99.40%
Write-In	1	0.60%

DEM - Billings Twp Pct Delegate Dem

Number to Vote For: 2

Completed Precincts:	1 of 1	
Under Votes:	391	
Over Votes:	0	
Write-In	15	100.00%

Billings Township Road Millage

Completed Precincts:	1 of 1	
Under Votes:	16	
Over Votes:	0	
NO	211	53.83%
YES	181	46.17%

District Library Fund Millage

Completed Precincts:	1 of 1	
Under Votes:	20	
Over Votes:	0	
NO	206	53.09%
YES	182	46.91%

REGISTRATION & TURNOUT
Gladwin County

Completed Precincts:	0 of 1	
Total Registration	100	
Election Day Ballots Cast	98	98.00%
Election Day Manual Entry Ballots Cast	0	0.00%
Modems Ballots Cast	0	0.00%
County Clerk Ballots Cast	0	0.00%
AV Locations Ballots Cast	0	0.00%
Total Ballots Cast	98	98.00%

REP - Representative in Congress 4th District

Completed Precincts:	1 of 1	
Under Votes:	12	
Over Votes:	0	
John Moolenaar	42	100.00%
Write-In	0	0.00%

REP - Representative in State Legislature 97th Dist.

Completed Precincts:	1 of 1	
Under Votes:	4	
Over Votes:	0	
Jason Wentworth	20	40.00%
Jacob Link	17	34.00%
Thomas L. Winarski	5	10.00%
George Gilmore	4	8.00%
Brian Johnson	4	8.00%
Write-In	0	0.00%

REP - Prosecuting Attorney

Completed Precincts:	1 of 1	
Under Votes:	17	
Over Votes:	0	
Aaron Miller	37	100.00%
Write-In	0	0.00%

REP - County Sheriff

Completed Precincts:	1 of 1	
Under Votes:	50	
Over Votes:	0	
Write-In	4	100.00%

REP - County Clerk

Completed Precincts:	1 of 1	
Under Votes:	19	
Over Votes:	0	
Peggy A. Vanderhagen	35	100.00%
Write-In	0	0.00%

REP - County Treasurer

Completed Precincts:	1 of 1	
Under Votes:	50	
Over Votes:	0	
Write-In	4	100.00%

REP - County Register of Deeds

Completed Precincts:	1 of 1	
Under Votes:	52	
Over Votes:	0	
Write-In	2	100.00%

REP - County Road Commissioner

Completed Precincts:	1 of 1	
Under Votes:	20	
Over Votes:	0	
Steve Cameron	34	100.00%
Write-In	0	0.00%

REP - County Drain Commissioner

Completed Precincts:	1 of 1	
Under Votes:	16	
Over Votes:	0	
Robert James Evans	22	57.89%
Byron Dell	16	42.11%
Write-In	0	0.00%

REP - County Commissioner 3rd District

Completed Precincts:	1 of 1	
Under Votes:	49	
Over Votes:	0	
Write-In	5	100.00%

REP - Bourret Township Supervisor

Completed Precincts:	1 of 1	
Under Votes:	48	
Over Votes:	0	
Write-In	6	100.00%

REP - Bourret Township Clerk

Completed Precincts:	1 of 1	
Under Votes:	47	
Over Votes:	0	
Write-In	7	100.00%

REP - Bourret Township Treasurer

Completed Precincts:	1 of 1	
Under Votes:	50	
Over Votes:	0	
Write-In	4	100.00%

REP - Bourret Township Trustee

Number to Vote For: 2

Completed Precincts:	1 of 1	
Under Votes:	103	
Over Votes:	0	
Write-In	5	100.00%

REP - Bourret Twp Pct Delegate Rep

Number to Vote For: 2

Completed Precincts:	1 of 1	
Under Votes:	102	
Over Votes:	0	
Write-In	6	100.00%

DEM - Representative in Congress 4th District

Completed Precincts:	1 of 1	
Under Votes:	32	
Over Votes:	0	
Write-In	4	100.00%

DEM - Representative in State Legislature 97th Dist.

Completed Precincts:	1 of 1	
Under Votes:	11	
Over Votes:	1	
Robert Townsend	17	70.83%
Robert C. Corbett	7	29.17%
Write-In	0	0.00%

DEM - Prosecuting Attorney

Completed Precincts:	1 of 1	
Under Votes:	33	
Over Votes:	0	
Write-In	3	100.00%

DEM - County Sheriff

Completed Precincts:	1 of 1	
Under Votes:	2	
Over Votes:	0	
Michael Shea	34	100.00%
Write-In	0	0.00%

DEM - County Clerk

Completed Precincts:	1 of 1	
Under Votes:	8	
Over Votes:	0	
Laura Brandon-Maveal	28	100.00%
Write-In	0	0.00%

DEM - County Treasurer

Completed Precincts:	1 of 1	
Under Votes:	6	
Over Votes:	0	
Christy Van Tiem	30	100.00%
Write-In	0	0.00%

DEM - County Register of Deeds

Completed Precincts:	1 of 1	
Under Votes:	7	
Over Votes:	0	
Ann Manning	29	100.00%
Write-In	0	0.00%

DEM - County Road Commissioner

Completed Precincts:	1 of 1	
Under Votes:	3	
Over Votes:	1	
Marti Miller	24	75.00%

DEM - County Road Commissioner

Completed Precincts:	1 of 1	
Under Votes:	3	
Over Votes:	1	
Robert Pettit	5	15.63%
Larry Thorington	3	9.38%
Write-In	0	0.00%

DEM - County Drain Commissioner

Completed Precincts:	1 of 1	
Under Votes:	11	
Over Votes:	1	
Ryan Simpson	14	58.33%
Justin W Eastman	10	41.67%
Write-In	0	0.00%

DEM - County Commissioner 3rd District

Completed Precincts:	1 of 1	
Under Votes:	10	
Over Votes:	0	
Sandra Aultman	26	100.00%
Write-In	0	0.00%

DEM - Bourret Township Supervisor

Completed Precincts:	1 of 1	
Under Votes:	14	
Over Votes:	0	
Dale L Taylor	22	100.00%
Write-In	0	0.00%

DEM - Bourret Township Clerk

Completed Precincts:	1 of 1	
Under Votes:	7	
Over Votes:	0	
Lisa Ball	29	100.00%
Write-In	0	0.00%

DEM - Bourret Township Treasurer

Completed Precincts:	1 of 1	
Under Votes:	7	
Over Votes:	0	
Connie Bruce	29	100.00%
Write-In	0	0.00%

DEM - Bourret Township Trustee

Number to Vote For: 2

Completed Precincts:	1 of 1	
Under Votes:	11	
Over Votes:	2	
Terry Bruce	22	37.29%
Terry Hargraves	21	35.59%
Jack DeRosa	16	27.12%
Write-In	0	0.00%

DEM - Bourret Twp Pct Delegate Dem

Completed Precincts:	1 of 1	
Under Votes:	33	
Over Votes:	0	
Write-In	3	100.00%

District Library Fund Millage

Completed Precincts:	1 of 1	
Under Votes:	17	
Over Votes:	0	
NO	53	65.43%
YES	28	34.57%

REGISTRATION & TURNOUT
Gladwin County

Completed Precincts:	0 of 1	
Total Registration	100	
Election Day Ballots Cast	189	189.00%
Election Day Manual Entry Ballots Cast	0	0.00%
Modems Ballots Cast	0	0.00%
County Clerk Ballots Cast	0	0.00%
AV Locations Ballots Cast	0	0.00%
Total Ballots Cast	189	189.00%

REP - Representative in Congress 4th District

Completed Precincts:	1 of 1	
Under Votes:	13	
Over Votes:	0	
John Moolenaar	84	100.00%
Write-In	0	0.00%

REP - Representative in State Legislature 97th Dist.

Completed Precincts:	1 of 1	
Under Votes:	2	
Over Votes:	0	
Jason Wentworth	47	49.47%
Jacob Link	20	21.05%
Thomas L. Winarski	19	20.00%
Brian Johnson	7	7.37%
George Gilmore	2	2.11%
Write-In	0	0.00%

REP - Prosecuting Attorney

Completed Precincts:	1 of 1	
Under Votes:	17	
Over Votes:	0	
Aaron Miller	79	98.75%
Write-In	1	1.25%

REP - County Sheriff

Completed Precincts:	1 of 1	
Under Votes:	91	
Over Votes:	0	
Write-In	6	100.00%

REP - County Clerk

Completed Precincts:	1 of 1	
Under Votes:	29	
Over Votes:	0	
Peggy A. Vanderhagen	68	100.00%
Write-In	0	0.00%

REP - County Treasurer

Completed Precincts:	1 of 1	
Under Votes:	96	
Over Votes:	0	
Write-In	1	100.00%

REP - County Register of Deeds

Completed Precincts:	1 of 1	
Under Votes:	97	
Over Votes:	0	
Write-In	0	0.00%

REP - County Road Commissioner

Completed Precincts:	1 of 1	
Under Votes:	14	
Over Votes:	0	
Steve Cameron	83	100.00%
Write-In	0	0.00%

REP - County Drain Commissioner

Completed Precincts:	1 of 1	
Under Votes:	9	
Over Votes:	0	
Byron Dell	48	54.55%
Robert James Evans	40	45.45%
Write-In	0	0.00%

REP - County Commissioner 4th District

Completed Precincts:	1 of 1	
Under Votes:	18	
Over Votes:	0	
Sharron L. Smith	78	98.73%
Write-In	1	1.27%

REP - Buckeye Township Supervisor

Completed Precincts:	1 of 1	
Under Votes:	96	
Over Votes:	0	
Write-In	1	100.00%

REP - Buckeye Township Clerk

Completed Precincts:	1 of 1	
Under Votes:	17	
Over Votes:	0	
Charity Longstreth	79	98.75%
Write-In	1	1.25%

REP - Buckeye Township Treasurer

Completed Precincts:	1 of 1	
Under Votes:	95	
Over Votes:	0	
Write-In	2	100.00%

REP - Buckeye Township Trustee

Number to Vote For: 2

Completed Precincts:	1 of 1	
Under Votes:	56	
Over Votes:	0	
Pauline Brabon	50	36.23%
James McDonald	45	32.61%
Susan J. Walker	43	31.16%
Write-In	0	0.00%

REP - Buckeye Township Constable

Completed Precincts:	1 of 1	
Under Votes:	95	
Over Votes:	0	
Write-In	2	100.00%

REP - Buckeye Twp Pct Delegate Rep

Number to Vote For: 4

Completed Precincts:	1 of 1	
Under Votes:	256	
Over Votes:	0	
Ronald Brabon	72	54.55%
Pauline Brabon	60	45.45%
Write-In	0	0.00%

DEM - Representative in Congress 4th District

Completed Precincts:	1 of 1	
Under Votes:	66	
Over Votes:	0	
Write-In	15	100.00%

DEM - Representative in State Legislature 97th Dist.

Completed Precincts:	1 of 1	
Under Votes:	14	
Over Votes:	0	
Robert Townsend	46	68.66%
Robert C. Corbett	20	29.85%
Write-In	1	1.49%

DEM - Prosecuting Attorney

Completed Precincts:	1 of 1	
Under Votes:	74	
Over Votes:	0	
Write-In	7	100.00%

DEM - County Sheriff

Completed Precincts:	1 of 1	
Under Votes:	13	
Over Votes:	0	
Michael Shea	68	100.00%
Write-In	0	0.00%

DEM - County Clerk

Completed Precincts:	1 of 1	
Under Votes:	20	
Over Votes:	0	
Laura Brandon-Maveal	61	100.00%
Write-In	0	0.00%

DEM - County Treasurer

Completed Precincts:	1 of 1	
Under Votes:	12	
Over Votes:	0	
Christy Van Tiem	68	98.55%

DEM - County Treasurer

Completed Precincts:	1 of 1	
Under Votes:	12	
Over Votes:	0	
Write-In	1	1.45%

DEM - County Commissioner 4th District

Completed Precincts:	1 of 1	
Under Votes:	72	
Over Votes:	0	
Write-In	9	100.00%

DEM - Buckeye Township Constable

Completed Precincts:	1 of 1	
Under Votes:	12	
Over Votes:	0	
Roger G Geno	36	52.17%
Scott A Pero	32	46.38%
Write-In	1	1.45%

DEM - County Register of Deeds

Completed Precincts:	1 of 1	
Under Votes:	17	
Over Votes:	0	
Ann Manning	64	100.00%
Write-In	0	0.00%

DEM - Buckeye Township Supervisor

Completed Precincts:	1 of 1	
Under Votes:	15	
Over Votes:	0	
Kevin VanTiem	64	96.97%
Write-In	2	3.03%

DEM - Buckeye Twp Pct Delegate Dem

Completed Precincts:	1 of 1	
Under Votes:	75	
Over Votes:	0	
Write-In	6	100.00%

DEM - County Road Commissioner

Completed Precincts:	1 of 1	
Under Votes:	7	
Over Votes:	0	
Larry Thorington	48	64.86%
Robert Pettit	16	21.62%
Marti Miller	10	13.51%
Write-In	0	0.00%

DEM - Buckeye Township Clerk

Completed Precincts:	1 of 1	
Under Votes:	76	
Over Votes:	0	
Write-In	5	100.00%

Buckeye Township Mosquito Proposal

Completed Precincts:	1 of 1	
Under Votes:	12	
Over Votes:	0	
YES	146	82.49%
NO	31	17.51%

DEM - Buckeye Township Treasurer

Completed Precincts:	1 of 1	
Under Votes:	22	
Over Votes:	0	
Elizabeth J Looker	58	98.31%
Write-In	1	1.69%

District Library Fund Millage

Completed Precincts:	1 of 1	
Under Votes:	15	
Over Votes:	0	
YES	89	51.15%
NO	85	48.85%

DEM - County Drain Commissioner

Completed Precincts:	1 of 1	
Under Votes:	14	
Over Votes:	0	
Justin W Eastman	37	55.22%
Ryan Simpson	30	44.78%
Write-In	0	0.00%

DEM - Buckeye Township Trustee

Number to Vote For: 2

Completed Precincts:	1 of 1	
Under Votes:	154	
Over Votes:	0	
Write-In	8	100.00%

REGISTRATION & TURNOUT
Gladwin County

Completed Precincts:	0 of 1	
Total Registration	100	
Election Day Ballots Cast	357	357.00%
Election Day Manual Entry Ballots Cast	0	0.00%
Modems Ballots Cast	0	0.00%
County Clerk Ballots Cast	0	0.00%
AV Locations Ballots Cast	170	170.00%
Total Ballots Cast	527	527.00%

REP - Representative in Congress 4th District

Completed Precincts:	1 of 1	
Under Votes:	54	
Over Votes:	0	
John Moolenaar	307	99.35%
Write-In	2	0.65%

REP - Representative in State Legislature 97th Dist.

Completed Precincts:	1 of 1	
Under Votes:	38	
Over Votes:	0	
Thomas L. Winarski	116	35.69%
Jason Wentworth	108	33.23%
Jacob Link	54	16.62%
George Gilmore	31	9.54%
Brian Johnson	16	4.92%
Write-In	0	0.00%

REP - Prosecuting Attorney

Completed Precincts:	1 of 1	
Under Votes:	83	
Over Votes:	0	
Aaron Miller	279	99.64%
Write-In	1	0.36%

REP - County Sheriff

Completed Precincts:	1 of 1	
Under Votes:	346	
Over Votes:	0	
Write-In	17	100.00%

REP - County Clerk

Completed Precincts:	1 of 1	
Under Votes:	107	
Over Votes:	0	
Peggy A. Vanderhagen	256	100.00%
Write-In	0	0.00%

REP - County Treasurer

Completed Precincts:	1 of 1	
Under Votes:	352	
Over Votes:	0	
Write-In	11	100.00%

REP - County Register of Deeds

Completed Precincts:	1 of 1	
Under Votes:	353	
Over Votes:	0	
Write-In	10	100.00%

REP - County Road Commissioner

Completed Precincts:	1 of 1	
Under Votes:	98	
Over Votes:	0	
Steve Cameron	265	100.00%
Write-In	0	0.00%

REP - County Drain Commissioner

Completed Precincts:	1 of 1	
Under Votes:	101	
Over Votes:	0	
Robert James Evans	163	62.21%
Byron Dell	99	37.79%
Write-In	0	0.00%

REP - County Commissioner 1st District

Completed Precincts:	1 of 1	
Under Votes:	92	
Over Votes:	0	
Chuck Hinman	271	100.00%
Write-In	0	0.00%

REP - Butman Township Supervisor

Completed Precincts:	1 of 1	
Under Votes:	100	
Over Votes:	0	
Danny Gonzales	263	100.00%
Write-In	0	0.00%

REP - Butman Township Clerk

Completed Precincts:	1 of 1	
Under Votes:	88	
Over Votes:	0	
Sharon Hobin	274	99.64%
Write-In	1	0.36%

REP - Butman Township Treasurer

Completed Precincts:	1 of 1	
Under Votes:	355	
Over Votes:	0	
Write-In	8	100.00%

REP - Butman Township Trustee

Number to Vote For: 2

Completed Precincts:	1 of 1	
Under Votes:	123	
Over Votes:	0	
Mike Mahaffy	291	48.26%
Jac Groppuso	167	27.69%
Horace Miller	77	12.77%
Leonard Zembruski	68	11.28%
Write-In	0	0.00%

REP - Butman Twp Pct Delegate Rep

Number to Vote For: 9

Completed Precincts:	1 of 1	
Under Votes:	1,924	
Over Votes:	0	
Michael C. Mahaffy	270	20.10%
Ron Fisher	185	13.78%
Randall Clough	181	13.48%
Rosemary N. Marble	170	12.66%
John C. Willsey	170	12.66%
Harold B. Marble	169	12.58%
Jane O. Willsey	169	12.58%
Write-In	29	2.16%

DEM - Representative in Congress 4th District

Completed Precincts:	1 of 1	
Under Votes:	94	
Over Votes:	0	
Write-In	33	100.00%

DEM - Representative in State Legislature 97th Dist.

Completed Precincts:	1 of 1	
Under Votes:	23	
Over Votes:	0	
Robert Townsend	65	62.50%
Robert C. Corbett	39	37.50%
Write-In	0	0.00%

DEM - Prosecuting Attorney

Completed Precincts:	1 of 1	
Under Votes:	118	
Over Votes:	0	
Write-In	9	100.00%

DEM - County Sheriff

Completed Precincts:	1 of 1	
Under Votes:	6	
Over Votes:	0	
Michael Shea	121	100.00%
Write-In	0	0.00%

DEM - County Clerk

Completed Precincts:	1 of 1	
Under Votes:	12	
Over Votes:	0	
Laura Brandon-Maveal	115	100.00%
Write-In	0	0.00%

DEM - County Treasurer

Completed Precincts:	1 of 1	
Under Votes:	12	
Over Votes:	0	
Christy Van Tiem	114	99.13%

DEM - County Treasurer

Completed Precincts:	1 of 1	
Under Votes:	12	
Over Votes:	0	
Write-In	1	0.87%

DEM - County Register of Deeds

Completed Precincts:	1 of 1	
Under Votes:	8	
Over Votes:	0	
Ann Manning	119	100.00%
Write-In	0	0.00%

DEM - County Road Commissioner

Completed Precincts:	1 of 1	
Under Votes:	18	
Over Votes:	0	
Marti Miller	51	46.79%
Larry Thorington	40	36.70%
Robert Pettit	18	16.51%
Write-In	0	0.00%

DEM - County Drain Commissioner

Completed Precincts:	1 of 1	
Under Votes:	23	
Over Votes:	0	
Justin W Eastman	52	50.00%
Ryan Simpson	52	50.00%
Write-In	0	0.00%

DEM - County Commissioner 1st District

Completed Precincts:	1 of 1	
Under Votes:	119	
Over Votes:	0	
Write-In	8	100.00%

DEM - Butman Twp Pct Delegate Dem

Number to Vote For: 2

Completed Precincts:	1 of 1	
Under Votes:	242	
Over Votes:	0	
Write-In	12	100.00%

REGISTRATION & TURNOUT
Gladwin County

Completed Precincts:	0 of 1	
Total Registration	100	
Election Day Ballots Cast	111	111.00%
Election Day Manual Entry Ballots Cast	0	0.00%
Modems Ballots Cast	0	0.00%
County Clerk Ballots Cast	0	0.00%
AV Locations Ballots Cast	0	0.00%
Total Ballots Cast	111	111.00%

DEM - Butman Township Supervisor

Completed Precincts:	1 of 1	
Under Votes:	119	
Over Votes:	0	
Write-In	8	100.00%

District Library Fund Millage

Completed Precincts:	1 of 1	
Under Votes:	74	
Over Votes:	0	
YES	325	71.74%
NO	128	28.26%

REP - Representative in Congress 4th District

Completed Precincts:	1 of 1	
Under Votes:	11	
Over Votes:	0	
John Moolenaar	59	100.00%
Write-In	0	0.00%

DEM - Butman Township Clerk

Completed Precincts:	1 of 1	
Under Votes:	23	
Over Votes:	0	
Richard A Bloom	104	100.00%
Write-In	0	0.00%

REP - Representative in State Legislature 97th Dist.

Completed Precincts:	1 of 1	
Under Votes:	4	
Over Votes:	0	
Jason Wentworth	25	37.88%
Jacob Link	19	28.79%
George Gilmore	10	15.15%
Thomas L. Winarski	8	12.12%
Brian Johnson	4	6.06%
Write-In	0	0.00%

DEM - Butman Township Treasurer

Completed Precincts:	1 of 1	
Under Votes:	11	
Over Votes:	0	
Susie W. Ruppert	115	99.14%
Write-In	1	0.86%

REP - Prosecuting Attorney

Completed Precincts:	1 of 1	
Under Votes:	17	
Over Votes:	0	
Aaron Miller	53	100.00%
Write-In	0	0.00%

DEM - Butman Township Trustee

Number to Vote For: 2

Completed Precincts:	1 of 1	
Under Votes:	244	
Over Votes:	0	
Write-In	10	100.00%

REP - County Sheriff

Completed Precincts:	1 of 1	
Under Votes:	66	
Over Votes:	0	
Write-In	4	100.00%

REP - County Clerk

Completed Precincts:	1 of 1	
Under Votes:	27	
Over Votes:	0	
Peggy A. Vanderhagen	43	100.00%
Write-In	0	0.00%

REP - County Treasurer

Completed Precincts:	1 of 1	
Under Votes:	66	
Over Votes:	0	
Write-In	4	100.00%

REP - County Register of Deeds

Completed Precincts:	1 of 1	
Under Votes:	67	
Over Votes:	0	
Write-In	3	100.00%

REP - County Road Commissioner

Completed Precincts:	1 of 1	
Under Votes:	20	
Over Votes:	0	
Steve Cameron	50	100.00%
Write-In	0	0.00%

REP - County Drain Commissioner

Completed Precincts:	1 of 1	
Under Votes:	19	
Over Votes:	0	
Robert James Evans	30	58.82%
Byron Dell	21	41.18%
Write-In	0	0.00%

REP - County Commissioner 1st District

Completed Precincts:	1 of 1	
Under Votes:	18	
Over Votes:	0	
Chuck Hinman	51	98.08%
Write-In	1	1.92%

REP - Clement Township Supervisor

Completed Precincts:	1 of 1	
Under Votes:	67	
Over Votes:	0	
Write-In	3	100.00%

REP - Clement Township Clerk

Completed Precincts:	1 of 1	
Under Votes:	20	
Over Votes:	0	
Eric Arnold House	50	100.00%
Write-In	0	0.00%

REP - Clement Township Treasurer

Completed Precincts:	1 of 1	
Under Votes:	25	
Over Votes:	0	
Carolyn Ochab	45	100.00%

REP - Clement Township Treasurer

Completed Precincts:	1 of 1	
Under Votes:	25	
Over Votes:	0	
Write-In	0	0.00%

REP - Clement Township Trustee

Number to Vote For: 2

Completed Precincts:	1 of 1	
Under Votes:	94	
Over Votes:	0	
Albert Lee	46	100.00%
Write-In	0	0.00%

REP - Clement Township Constable

Number to Vote For: 2

Completed Precincts:	1 of 1	
Under Votes:	138	
Over Votes:	0	
Write-In	2	100.00%

REP - Clement Twp Pct Delegate Rep

Number to Vote For: 3

Completed Precincts:	1 of 1	
Under Votes:	210	
Over Votes:	0	
Write-In	0	0.00%

DEM - Representative in Congress 4th District

Completed Precincts:	1 of 1	
Under Votes:	26	
Over Votes:	0	
Write-In	8	100.00%

DEM - Representative in State Legislature 97th Dist.

Completed Precincts:	1 of 1	
Under Votes:	5	
Over Votes:	0	
Robert Townsend	19	65.52%
Robert C. Corbett	10	34.48%
Write-In	0	0.00%

DEM - Prosecuting Attorney

Completed Precincts:	1 of 1	
Under Votes:	31	
Over Votes:	0	
Write-In	3	100.00%

DEM - County Sheriff

Completed Precincts:	1 of 1	
Under Votes:	7	
Over Votes:	0	
Michael Shea	27	100.00%
Write-In	0	0.00%

DEM - County Clerk

Completed Precincts:	1 of 1	
Under Votes:	6	
Over Votes:	0	
Laura Brandon-Maveal	28	100.00%
Write-In	0	0.00%

DEM - County Treasurer

Completed Precincts:	1 of 1	
Under Votes:	8	
Over Votes:	0	
Christy Van Tiem	26	100.00%

DEM - County Treasurer

Completed Precincts:	1 of 1	
Under Votes:	8	
Over Votes:	0	
Write-In	0	0.00%

DEM - County Register of Deeds

Completed Precincts:	1 of 1	
Under Votes:	9	
Over Votes:	0	
Ann Manning	25	100.00%
Write-In	0	0.00%

DEM - County Road Commissioner

Completed Precincts:	1 of 1	
Under Votes:	6	
Over Votes:	1	
Marti Miller	14	51.85%
Larry Thorington	8	29.63%
Robert Pettit	5	18.52%
Write-In	0	0.00%

DEM - County Drain Commissioner

Completed Precincts:	1 of 1	
Under Votes:	6	
Over Votes:	0	
Justin W Eastman	21	75.00%
Ryan Simpson	7	25.00%
Write-In	0	0.00%

DEM - County Commissioner 1st District

Completed Precincts:	1 of 1	
Under Votes:	30	
Over Votes:	0	
Write-In	4	100.00%

DEM - Clement Township Supervisor

Completed Precincts:	1 of 1	
Under Votes:	10	
Over Votes:	0	
Karon Hoffman	24	100.00%
Write-In	0	0.00%

DEM - Clement Township Clerk

Completed Precincts:	1 of 1	
Under Votes:	32	
Over Votes:	0	
Write-In	2	100.00%

DEM - Clement Township Treasurer

Completed Precincts:	1 of 1	
Under Votes:	32	
Over Votes:	0	
Write-In	2	100.00%

DEM - Clement Township Trustee

Number to Vote For: 2

Completed Precincts:	1 of 1	
Under Votes:	43	
Over Votes:	0	
Jacklyn Anderson	24	96.00%
Write-In	1	4.00%

DEM - Clement Township Constable

Number to Vote For: 2

Completed Precincts:	1 of 1	
Under Votes:	28	
Over Votes:	0	
Melvin Griffith	21	52.50%
William O. Briggs	19	47.50%
Write-In	0	0.00%

DEM - Clement Twp Pct Delegate Dem

Completed Precincts:	1 of 1	
Under Votes:	32	
Over Votes:	0	
Write-In	2	100.00%

District Library Fund Millage

Completed Precincts:	1 of 1	
Under Votes:	14	
Over Votes:	0	
NO	52	53.61%
YES	45	46.39%

REGISTRATION & TURNOUT
Gladwin County

Completed Precincts:	0 of 1	
Total Registration	100	
Election Day Ballots Cast	199	199.00%
Election Day Manual Entry Ballots Cast	0	0.00%
Modems Ballots Cast	0	0.00%
County Clerk Ballots Cast	0	0.00%
AV Locations Ballots Cast	0	0.00%
Total Ballots Cast	199	199.00%

REP - Representative in Congress 4th District

Completed Precincts:	1 of 1	
Under Votes:	44	
Over Votes:	0	
John Moolenaar	113	100.00%
Write-In	0	0.00%

REP - Representative in State Legislature 97th Dist.

Completed Precincts:	1 of 1	
Under Votes:	8	
Over Votes:	0	
Jacob Link	51	34.23%
Thomas L. Winarski	41	27.52%
Jason Wentworth	36	24.16%
George Gilmore	19	12.75%
Brian Johnson	2	1.34%
Write-In	0	0.00%

REP - Prosecuting Attorney

Completed Precincts:	1 of 1	
Under Votes:	53	
Over Votes:	1	
Aaron Miller	102	99.03%
Write-In	1	0.97%

REP - County Sheriff

Completed Precincts:	1 of 1	
Under Votes:	151	
Over Votes:	0	
Write-In	6	100.00%

REP - County Clerk

Completed Precincts:	1 of 1	
Under Votes:	74	
Over Votes:	0	
Peggy A. Vanderhagen	83	100.00%
Write-In	0	0.00%

REP - County Treasurer

Completed Precincts:	1 of 1	
Under Votes:	156	
Over Votes:	0	
Write-In	1	100.00%

REP - County Register of Deeds

Completed Precincts:	1 of 1	
Under Votes:	156	
Over Votes:	0	
Write-In	1	100.00%

REP - County Road Commissioner

Completed Precincts:	1 of 1	
Under Votes:	44	
Over Votes:	0	
Steve Cameron	112	99.12%
Write-In	1	0.88%

REP - County Drain Commissioner

Completed Precincts:	1 of 1	
Under Votes:	36	
Over Votes:	0	
Robert James Evans	61	50.41%
Byron Dell	59	48.76%
Write-In	1	0.83%

REP - County Commissioner 1st District

Completed Precincts:	1 of 1	
Under Votes:	52	
Over Votes:	0	
Chuck Hinman	103	98.10%
Write-In	2	1.90%

REP - Gladwin Township Supervisor

Completed Precincts:	1 of 1	
Under Votes:	52	
Over Votes:	0	
Robert Weaver	103	98.10%
Write-In	2	1.90%

REP - Gladwin Township Clerk

Completed Precincts:	1 of 1	
Under Votes:	5	
Over Votes:	0	
Kristie Simrau	85	55.92%
Lisa Fisher	67	44.08%
Write-In	0	0.00%

REP - Gladwin Township Treasurer

Completed Precincts:	1 of 1	
Under Votes:	42	
Over Votes:	0	
Jodie Klamer	115	100.00%
Write-In	0	0.00%

REP - Gladwin Township Trustee

Number to Vote For: 2

Completed Precincts:	1 of 1	
Under Votes:	149	
Over Votes:	0	
Douglas E. Ritchie	91	55.15%
John M. Mella	74	44.85%
Write-In	0	0.00%

REP - Gladwin Twp Pct 1 Delegate Rep

Number to Vote For: 3

Completed Precincts:	1 of 1	
Under Votes:	316	
Over Votes:	0	
John Vanderhagen	78	50.32%
Peggy Vanderhagen	76	49.03%
Write-In	1	0.65%

DEM - Representative in Congress 4th District

Completed Precincts:	1 of 1	
Under Votes:	25	
Over Votes:	0	
Write-In	10	100.00%

DEM - Representative in State Legislature 97th Dist.

Completed Precincts:	1 of 1	
Under Votes:	7	
Over Votes:	1	
Robert Townsend	18	66.67%
Robert C. Corbett	9	33.33%
Write-In	0	0.00%

DEM - Prosecuting Attorney

Completed Precincts:	1 of 1	
Under Votes:	30	
Over Votes:	0	
Write-In	5	100.00%

DEM - County Sheriff

Completed Precincts:	1 of 1	
Under Votes:	3	
Over Votes:	1	
Michael Shea	30	96.77%
Write-In	1	3.23%

DEM - County Clerk

Completed Precincts:	1 of 1	
Under Votes:	7	
Over Votes:	1	
Laura Brandon-Maveal	26	96.30%
Write-In	1	3.70%

DEM - County Treasurer

Completed Precincts:	1 of 1	
Under Votes:	7	
Over Votes:	1	
Christy Van Tiem	26	96.30%

DEM - County Treasurer

Completed Precincts:	1 of 1	
Under Votes:	7	
Over Votes:	1	
Write-In	1	3.70%

DEM - County Commissioner 1st District

Completed Precincts:	1 of 1	
Under Votes:	31	
Over Votes:	0	
Write-In	4	100.00%

DEM - Gladwin Twp Pct 1 Delegate Dem

Completed Precincts:	1 of 1	
Under Votes:	34	
Over Votes:	0	
Write-In	1	100.00%

DEM - County Register of Deeds

Completed Precincts:	1 of 1	
Under Votes:	7	
Over Votes:	0	
Ann Manning	27	96.43%
Write-In	1	3.57%

DEM - Gladwin Township Supervisor

Completed Precincts:	1 of 1	
Under Votes:	33	
Over Votes:	0	
Write-In	2	100.00%

District Library Fund Millage

Completed Precincts:	1 of 1	
Under Votes:	13	
Over Votes:	1	
YES	115	62.16%
NO	70	37.84%

DEM - County Road Commissioner

Completed Precincts:	1 of 1	
Under Votes:	3	
Over Votes:	1	
Larry Thorington	13	41.94%
Marti Miller	10	32.26%
Robert Pettit	7	22.58%
Write-In	1	3.23%

DEM - Gladwin Township Clerk

Completed Precincts:	1 of 1	
Under Votes:	32	
Over Votes:	0	
Write-In	3	100.00%

DEM - County Drain Commissioner

Completed Precincts:	1 of 1	
Under Votes:	7	
Over Votes:	1	
Ryan Simpson	18	66.67%
Justin W Eastman	8	29.63%
Write-In	1	3.70%

DEM - Gladwin Township Treasurer

Completed Precincts:	1 of 1	
Under Votes:	33	
Over Votes:	0	
Write-In	2	100.00%

DEM - Gladwin Township Trustee

Number to Vote For: 2

Completed Precincts:	1 of 1	
Under Votes:	68	
Over Votes:	0	
Write-In	2	100.00%

REGISTRATION & TURNOUT
Gladwin County

Completed Precincts:	0 of 1	
Total Registration	100	
Election Day Ballots Cast	18	18.00%
Election Day Manual Entry Ballots Cast	0	0.00%
Modems Ballots Cast	0	0.00%
County Clerk Ballots Cast	0	0.00%
AV Locations Ballots Cast	0	0.00%
Total Ballots Cast	18	18.00%

REP - Representative in Congress 4th District

Completed Precincts:	1 of 1	
Under Votes:	2	
Over Votes:	0	
John Moolenaar	7	87.50%
Write-In	1	12.50%

REP - Representative in State Legislature 97th Dist.

Completed Precincts:	1 of 1	
Under Votes:	3	
Over Votes:	0	
George Gilmore	2	28.57%
Jacob Link	2	28.57%
Thomas L. Winarski	2	28.57%
Jason Wentworth	1	14.29%
Brian Johnson	0	0.00%
Write-In	0	0.00%

REP - Prosecuting Attorney

Completed Precincts:	1 of 1	
Under Votes:	3	
Over Votes:	0	
Aaron Miller	7	100.00%
Write-In	0	0.00%

REP - County Sheriff

Completed Precincts:	1 of 1	
Under Votes:	10	
Over Votes:	0	
Write-In	0	0.00%

REP - County Clerk

Completed Precincts:	1 of 1	
Under Votes:	5	
Over Votes:	0	
Peggy A. Vanderhagen	4	80.00%
Write-In	1	20.00%

REP - County Treasurer

Completed Precincts:	1 of 1	
Under Votes:	9	
Over Votes:	0	
Write-In	1	100.00%

REP - County Register of Deeds

Completed Precincts:	1 of 1	
Under Votes:	10	
Over Votes:	0	
Write-In	0	0.00%

REP - County Road Commissioner

Completed Precincts:	1 of 1	
Under Votes:	3	
Over Votes:	0	
Steve Cameron	7	100.00%
Write-In	0	0.00%

REP - County Drain Commissioner

Completed Precincts:	1 of 1	
Under Votes:	2	
Over Votes:	0	
Robert James Evans	7	87.50%
Byron Dell	1	12.50%
Write-In	0	0.00%

REP - County Commissioner 3rd District

Completed Precincts:	1 of 1	
Under Votes:	9	
Over Votes:	0	
Write-In	1	100.00%

REP - Grim Township Supervisor

Completed Precincts:	1 of 1	
Under Votes:	2	
Over Votes:	0	
Keith L Cousineau	8	100.00%
Write-In	0	0.00%

REP - Grim Township Clerk

Completed Precincts:	1 of 1	
Under Votes:	0	
Over Votes:	0	
Linda O'Dell	10	100.00%
Write-In	0	0.00%

REP - Grim Township Treasurer

Completed Precincts:	1 of 1	
Under Votes:	9	
Over Votes:	0	
Write-In	1	100.00%

REP - Grim Township Trustee

Number to Vote For: 2

Completed Precincts:	1 of 1	
Under Votes:	11	
Over Votes:	0	
Robert M Allaben	8	88.89%
Write-In	1	11.11%

REP - Grim Twp Pct Delegate Rep

Completed Precincts:	1 of 1	
Under Votes:	9	
Over Votes:	0	
Write-In	1	100.00%

DEM - Representative in Congress 4th District

Completed Precincts:	1 of 1	
Under Votes:	5	
Over Votes:	0	
Write-In	1	100.00%

DEM - Representative in State Legislature 97th Dist.

Completed Precincts:	1 of 1	
Under Votes:	2	
Over Votes:	0	
Robert C. Corbett	4	100.00%
Robert Townsend	0	0.00%
Write-In	0	0.00%

DEM - Prosecuting Attorney

Completed Precincts:	1 of 1	
Under Votes:	6	
Over Votes:	0	
Write-In	0	0.00%

DEM - County Sheriff

Completed Precincts:	1 of 1	
Under Votes:	0	
Over Votes:	0	
Michael Shea	6	100.00%
Write-In	0	0.00%

DEM - County Clerk

Completed Precincts:	1 of 1	
Under Votes:	1	
Over Votes:	0	
Laura Brandon-Maveal	5	100.00%
Write-In	0	0.00%

DEM - County Treasurer

Completed Precincts:	1 of 1	
Under Votes:	0	
Over Votes:	0	
Christy Van Tiem	6	100.00%
Write-In	0	0.00%

DEM - County Register of Deeds

Completed Precincts:	1 of 1	
Under Votes:	1	
Over Votes:	0	
Ann Manning	5	100.00%
Write-In	0	0.00%

DEM - County Road Commissioner

Completed Precincts:	1 of 1	
Under Votes:	0	
Over Votes:	0	
Marti Miller	2	33.33%

DEM - County Road Commissioner

Completed Precincts:	1 of 1	
Under Votes:	0	
Over Votes:	0	
Robert Pettit	2	33.33%
Larry Thorington	2	33.33%
Write-In	0	0.00%

DEM - County Drain Commissioner

Completed Precincts:	1 of 1	
Under Votes:	3	
Over Votes:	0	
Justin W Eastman	2	66.67%
Ryan Simpson	1	33.33%
Write-In	0	0.00%

DEM - County Commissioner 3rd District

Completed Precincts:	1 of 1	
Under Votes:	1	
Over Votes:	0	
Sandra Aultman	5	100.00%
Write-In	0	0.00%

DEM - Grim Township Supervisor

Completed Precincts:	1 of 1	
Under Votes:	6	
Over Votes:	0	
Write-In	0	0.00%

DEM - Grim Township Clerk

Completed Precincts:	1 of 1	
Under Votes:	6	
Over Votes:	0	
Write-In	0	0.00%

DEM - Grim Township Treasurer

Completed Precincts:	1 of 1	
Under Votes:	1	
Over Votes:	0	
Linda Lyons	5	100.00%
Write-In	0	0.00%

DEM - Grim Township Trustee

Number to Vote For: 2

Completed Precincts:	1 of 1	
Under Votes:	7	
Over Votes:	0	
Basil Lyons	5	100.00%
Write-In	0	0.00%

DEM - Grim Twp Pct Delegate Dem

Completed Precincts:	1 of 1	
Under Votes:	6	
Over Votes:	0	
Write-In	0	0.00%

District Library Fund Millage

Completed Precincts:	1 of 1	
Under Votes:	4	
Over Votes:	0	
YES	9	64.29%
NO	5	35.71%

REGISTRATION & TURNOUT
Gladwin County

Completed Precincts:	0 of 1	
Total Registration	100	
Election Day Ballots Cast	353	353.00%
Election Day Manual Entry Ballots Cast	0	0.00%
Moderns Ballots Cast	0	0.00%
County Clerk Ballots Cast	0	0.00%
AV Locations Ballots Cast	0	0.00%
Total Ballots Cast	353	353.00%

REP - Representative in Congress 4th District

Completed Precincts:	1 of 1	
Under Votes:	43	
Over Votes:	0	
John Moolenaar	213	99.53%
Write-In	1	0.47%

REP - Representative in State Legislature 97th Dist.

Completed Precincts:	1 of 1	
Under Votes:	9	
Over Votes:	0	
Jason Wentworth	93	37.50%
Thomas L. Winarski	89	35.89%
Jacob Link	44	17.74%
George Gilmore	13	5.24%
Brian Johnson	8	3.23%
Write-In	1	0.40%

REP - Prosecuting Attorney

Completed Precincts:	1 of 1	
Under Votes:	49	
Over Votes:	0	
Aaron Miller	206	99.04%
Write-In	2	0.96%

REP - County Sheriff

Completed Precincts:	1 of 1	
Under Votes:	249	
Over Votes:	0	
Write-In	8	100.00%

REP - County Clerk

Completed Precincts:	1 of 1	
Under Votes:	88	
Over Votes:	0	
Peggy A. Vanderhagen	168	99.41%
Write-In	1	0.59%

REP - County Treasurer

Completed Precincts:	1 of 1	
Under Votes:	250	
Over Votes:	0	
Write-In	7	100.00%

REP - County Register of Deeds

Completed Precincts:	1 of 1	
Under Votes:	251	
Over Votes:	0	
Write-In	6	100.00%

REP - County Road Commissioner

Completed Precincts:	1 of 1	
Under Votes:	43	
Over Votes:	0	
Steve Cameron	212	99.07%
Write-In	2	0.93%

REP - County Drain Commissioner

Completed Precincts:	1 of 1	
Under Votes:	29	
Over Votes:	0	
Robert James Evans	138	60.53%
Byron Dell	89	39.04%
Write-In	1	0.44%

REP - County Commissioner 5th District

Completed Precincts:	1 of 1	
Under Votes:	65	
Over Votes:	0	
Don Birgel	189	98.44%
Write-In	3	1.56%

REP - Grout Township Supervisor

Completed Precincts:	1 of 1	
Under Votes:	58	
Over Votes:	0	
Martin W Shearer	197	98.99%
Write-In	2	1.01%

REP - Grout Township Clerk

Completed Precincts:	1 of 1	
Under Votes:	63	
Over Votes:	0	
Linda Birgel	192	98.97%
Write-In	2	1.03%

REP - Grout Township Treasurer

Completed Precincts:	1 of 1	
Under Votes:	7	
Over Votes:	0	
Melody A Hill	158	63.20%
Robyn Norris	92	36.80%
Write-In	0	0.00%

REP - Grout Township Trustee

Number to Vote For: 2

Completed Precincts:	1 of 1	
Under Votes:	200	
Over Votes:	0	
Katrina A Shearer	176	56.05%
Richard Christie	135	42.99%
Write-In	3	0.96%

REP - Grout Twp Pct Delegate Rep

Number to Vote For: 6

Completed Precincts:	1 of 1	
Under Votes:	556	
Over Votes:	0	
Darlene L. Conner	190	19.27%
LaVel I. Smith	165	16.73%
William E. Smith	163	16.53%
Linda Birgel	161	16.33%
Chuck Norris	153	15.52%
Don Birgel	152	15.42%
Write-In	2	0.20%

DEM - Representative in Congress 4th District

Completed Precincts:	1 of 1	
Under Votes:	59	
Over Votes:	0	
Write-In	21	100.00%

DEM - Representative in State Legislature 97th Dist.

Completed Precincts:	1 of 1	
Under Votes:	11	
Over Votes:	3	
Robert Townsend	44	66.67%
Robert C. Corbett	21	31.82%
Write-In	1	1.52%

DEM - Prosecuting Attorney

Completed Precincts:	1 of 1	
Under Votes:	70	
Over Votes:	0	
Write-In	10	100.00%

DEM - County Sheriff

Completed Precincts:	1 of 1	
Under Votes:	3	
Over Votes:	0	
Michael Shea	77	100.00%
Write-In	0	0.00%

DEM - County Clerk

Completed Precincts:	1 of 1	
Under Votes:	9	
Over Votes:	0	
Laura Brandon-Maveal	71	100.00%
Write-In	0	0.00%

DEM - County Treasurer

Completed Precincts:	1 of 1	
Under Votes:	4	
Over Votes:	0	
Christy Van Tiem	75	98.68%

DEM - County Treasurer

Completed Precincts:	1 of 1	
Under Votes:	4	
Over Votes:	0	
Write-In	1	1.32%

DEM - County Commissioner 5th District

Completed Precincts:	1 of 1	
Under Votes:	69	
Over Votes:	0	
Write-In	11	100.00%

DEM - Grout Twp Pct Delegate Dem

Completed Precincts:	1 of 1	
Under Votes:	71	
Over Votes:	0	
Write-In	9	100.00%

DEM - County Register of Deeds

Completed Precincts:	1 of 1	
Under Votes:	6	
Over Votes:	0	
Ann Manning	74	100.00%
Write-In	0	0.00%

DEM - Grout Township Supervisor

Completed Precincts:	1 of 1	
Under Votes:	70	
Over Votes:	0	
Write-In	10	100.00%

District Library Fund Millage

Completed Precincts:	1 of 1	
Under Votes:	101	
Over Votes:	0	
YES	145	57.54%
NO	107	42.46%

DEM - County Road Commissioner

Completed Precincts:	1 of 1	
Under Votes:	9	
Over Votes:	1	
Larry Thorington	35	50.00%
Robert Pettit	18	25.71%
Marti Miller	17	24.29%
Write-In	0	0.00%

DEM - Grout Township Clerk

Completed Precincts:	1 of 1	
Under Votes:	70	
Over Votes:	0	
Write-In	10	100.00%

DEM - County Drain Commissioner

Completed Precincts:	1 of 1	
Under Votes:	11	
Over Votes:	1	
Ryan Simpson	37	54.41%
Justin W Eastman	31	45.59%
Write-In	0	0.00%

DEM - Grout Township Treasurer

Completed Precincts:	1 of 1	
Under Votes:	70	
Over Votes:	0	
Write-In	10	100.00%

DEM - Grout Township Trustee

Number to Vote For: 2

Completed Precincts:	1 of 1	
Under Votes:	66	
Over Votes:	0	
Jennette Govitz	57	60.64%
Shirley M George	36	38.30%
Write-In	1	1.06%

REGISTRATION & TURNOUT
Gladwin County

Completed Precincts:	0 of 1	
Total Registration	100	
Election Day Ballots Cast	161	161.00%
Election Day Manual Entry Ballots Cast	0	0.00%
Modems Ballots Cast	0	0.00%
County Clerk Ballots Cast	0	0.00%
AV Locations Ballots Cast	0	0.00%
Total Ballots Cast	161	161.00%

REP - Representative in Congress 4th District

Completed Precincts:	1 of 1	
Under Votes:	11	
Over Votes:	0	
John Moolenaar	55	96.49%
Write-In	2	3.51%

REP - Representative in State Legislature 97th Dist.

Completed Precincts:	1 of 1	
Under Votes:	4	
Over Votes:	0	
Thomas L. Winarski	23	35.94%
Jason Wentworth	22	34.38%
Jacob Link	11	17.19%
Brian Johnson	6	9.38%
George Gilmore	2	3.13%
Write-In	0	0.00%

REP - Prosecuting Attorney

Completed Precincts:	1 of 1	
Under Votes:	10	
Over Votes:	0	
Aaron Miller	58	100.00%
Write-In	0	0.00%

REP - County Sheriff

Completed Precincts:	1 of 1	
Under Votes:	67	
Over Votes:	0	
Write-In	1	100.00%

REP - County Clerk

Completed Precincts:	1 of 1	
Under Votes:	22	
Over Votes:	0	
Peggy A. Vanderhagen	46	100.00%
Write-In	0	0.00%

REP - County Treasurer

Completed Precincts:	1 of 1	
Under Votes:	65	
Over Votes:	0	
Write-In	3	100.00%

REP - County Register of Deeds

Completed Precincts:	1 of 1	
Under Votes:	65	
Over Votes:	0	
Write-In	3	100.00%

REP - County Road Commissioner

Completed Precincts:	1 of 1	
Under Votes:	16	
Over Votes:	0	
Steve Cameron	52	100.00%
Write-In	0	0.00%

REP - County Drain Commissioner

Completed Precincts:	1 of 1	
Under Votes:	12	
Over Votes:	0	
Robert James Evans	36	64.29%
Byron Dell	19	33.93%
Write-In	1	1.79%

REP - County Commissioner 4th District

Completed Precincts:	1 of 1	
Under Votes:	13	
Over Votes:	0	
Sharron L. Smith	54	98.18%
Write-In	1	1.82%

REP - Hay Township Supervisor

Completed Precincts:	1 of 1	
Under Votes:	67	
Over Votes:	0	
Write-In	1	100.00%

REP - Hay Township Clerk

Completed Precincts:	1 of 1	
Under Votes:	67	
Over Votes:	0	
Write-In	1	100.00%

REP - Hay Township Treasurer

Completed Precincts:	1 of 1	
Under Votes:	67	
Over Votes:	0	
Write-In	1	100.00%

REP - Hay Township Trustee

Number to Vote For: 2

Completed Precincts:	1 of 1	
Under Votes:	135	
Over Votes:	0	
Write-In	1	100.00%

REP - Hay Twp Pct Delegate Rep

Number to Vote For: 4

Completed Precincts:	1 of 1	
Under Votes:	221	
Over Votes:	0	
Brandon Wright	51	100.00%
Write-In	0	0.00%

DEM - Representative in Congress 4th District

Completed Precincts:	1 of 1	
Under Votes:	68	
Over Votes:	0	
Write-In	20	100.00%

DEM - Representative in State Legislature 97th Dist.

Completed Precincts:	1 of 1	
Under Votes:	25	
Over Votes:	0	
Robert Townsend	36	57.14%
Robert C. Corbett	27	42.86%
Write-In	0	0.00%

DEM - Prosecuting Attorney

Completed Precincts:	1 of 1	
Under Votes:	83	
Over Votes:	0	
Write-In	5	100.00%

DEM - County Sheriff

Completed Precincts:	1 of 1	
Under Votes:	23	
Over Votes:	0	
Michael Shea	65	100.00%
Write-In	0	0.00%

DEM - County Clerk

Completed Precincts:	1 of 1	
Under Votes:	16	
Over Votes:	0	
Laura Brandon-Maveal	72	100.00%
Write-In	0	0.00%

DEM - County Treasurer

Completed Precincts:	1 of 1	
Under Votes:	20	
Over Votes:	0	
Christy Van Tiem	68	100.00%
Write-In	0	0.00%

DEM - County Register of Deeds

Completed Precincts:	1 of 1	
Under Votes:	19	
Over Votes:	0	
Ann Manning	69	100.00%
Write-In	0	0.00%

DEM - County Road Commissioner

Completed Precincts:	1 of 1	
Under Votes:	10	
Over Votes:	0	
Larry Thorington	31	39.74%

DEM - County Road Commissioner

Completed Precincts:	1 of 1	
Under Votes:	10	
Over Votes:	0	
Marti Miller	29	37.18%
Robert Pettit	18	23.08%
Write-In	0	0.00%

DEM - County Drain Commissioner

Completed Precincts:	1 of 1	
Under Votes:	10	
Over Votes:	0	
Justin W Eastman	54	69.23%
Ryan Simpson	24	30.77%
Write-In	0	0.00%

DEM - County Commissioner 4th District

Completed Precincts:	1 of 1	
Under Votes:	80	
Over Votes:	0	
Write-In	8	100.00%

DEM - Hay Township Supervisor

Completed Precincts:	1 of 1	
Under Votes:	28	
Over Votes:	0	
Tom Olson	58	96.67%
Write-In	2	3.33%

DEM - Hay Township Clerk

Completed Precincts:	1 of 1	
Under Votes:	26	
Over Votes:	0	
Sandra Priemer	62	100.00%
Write-In	0	0.00%

DEM - Hay Township Treasurer

Completed Precincts:	1 of 1	
Under Votes:	25	
Over Votes:	0	
Diane Kludt	63	100.00%
Write-In	0	0.00%

DEM - Hay Township Trustee

Number to Vote For: 2

Completed Precincts:	1 of 1	
Under Votes:	59	
Over Votes:	0	
Steve Monaghan	49	41.88%
Mark L. Mudge	41	35.04%
Randall Claypool	27	23.08%
Write-In	0	0.00%

DEM - Hay Twp Pct Delegate Dem

Number to Vote For: 2

Completed Precincts:	1 of 1	
Under Votes:	170	
Over Votes:	0	
Write-In	6	100.00%

Hay Township Millage

Completed Precincts:	1 of 1	
Under Votes:	10	
Over Votes:	0	
YES	105	69.54%
NO	46	30.46%

District Library Fund Millage

Completed Precincts:	1 of 1	
Under Votes:	8	
Over Votes:	0	
YES	88	57.52%
NO	65	42.48%

REGISTRATION & TURNOUT
Gladwin County

Completed Precincts:	0 of 1	
Total Registration	100	
Election Day Ballots Cast	364	364.00%
Election Day Manual Entry Ballots Cast	0	0.00%
Modems Ballots Cast	0	0.00%
County Clerk Ballots Cast	0	0.00%
AV Locations Ballots Cast	0	0.00%
Total Ballots Cast	364	364.00%

REP - Representative in Congress 4th District

Completed Precincts:	1 of 1	
Under Votes:	27	
Over Votes:	0	
John Moolenaar	201	100.00%
Write-In	0	0.00%

REP - Representative in State Legislature 97th Dist.

Completed Precincts:	1 of 1	
Under Votes:	6	
Over Votes:	2	
Jason Wentworth	72	32.73%
Thomas L. Winarski	66	30.00%
Jacob Link	59	26.82%
George Gilmore	13	5.91%
Brian Johnson	10	4.55%
Write-In	0	0.00%

REP - Prosecuting Attorney

Completed Precincts:	1 of 1	
Under Votes:	50	
Over Votes:	0	
Aaron Miller	178	100.00%
Write-In	0	0.00%

REP - County Sheriff

Completed Precincts:	1 of 1	
Under Votes:	218	
Over Votes:	0	
Write-In	10	100.00%

REP - County Clerk

Completed Precincts:	1 of 1	
Under Votes:	72	
Over Votes:	0	
Peggy A. Vanderhagen	156	100.00%
Write-In	0	0.00%

REP - County Treasurer

Completed Precincts:	1 of 1	
Under Votes:	220	
Over Votes:	0	
Write-In	8	100.00%

REP - County Register of Deeds

Completed Precincts:	1 of 1	
Under Votes:	221	
Over Votes:	0	
Write-In	7	100.00%

REP - County Road Commissioner

Completed Precincts:	1 of 1	
Under Votes:	37	
Over Votes:	0	
Steve Cameron	190	99.48%
Write-In	1	0.52%

REP - County Drain Commissioner

Completed Precincts:	1 of 1	
Under Votes:	39	
Over Votes:	0	
Robert James Evans	115	60.85%
Byron Dell	74	39.15%
Write-In	0	0.00%

REP - County Commissioner 2nd District

Completed Precincts:	1 of 1	
Under Votes:	221	
Over Votes:	0	
Write-In	7	100.00%

REP - Sage Township Supervisor

Completed Precincts:	1 of 1	
Under Votes:	41	
Over Votes:	0	
Renee Zelt	187	100.00%
Write-In	0	0.00%

REP - Sage Township Clerk

Completed Precincts:	1 of 1	
Under Votes:	42	
Over Votes:	0	
Laura E. Flach	186	100.00%
Write-In	0	0.00%

REP - Sage Township Treasurer

Completed Precincts:	1 of 1	
Under Votes:	38	
Over Votes:	0	
Janet L. Smith	190	100.00%

REP - Sage Township Treasurer

Completed Precincts:	1 of 1	
Under Votes:	38	
Over Votes:	0	
Write-In	0	0.00%

REP - Sage Township Trustee

Number to Vote For: 2

Completed Precincts:	1 of 1	
Under Votes:	151	
Over Votes:	0	
Dennis Vannest	161	52.79%
Kent A. Crawford	144	47.21%
Write-In	0	0.00%

REP - Sage Twp Pct Delegate Rep

Number to Vote For: 8

Completed Precincts:	1 of 1	
Under Votes:	1,404	
Over Votes:	0	
Laura E. Flach	170	40.48%
Louis J Willford	127	30.24%
Deborah K Willford	123	29.29%
Write-In	0	0.00%

DEM - Representative in Congress 4th District

Completed Precincts:	1 of 1	
Under Votes:	91	
Over Votes:	0	
Write-In	28	100.00%

DEM - Representative in State Legislature 97th Dist.

Completed Precincts:	1 of 1	
Under Votes:	25	
Over Votes:	0	
Robert Townsend	63	67.02%
Robert C. Corbett	31	32.98%
Write-In	0	0.00%

DEM - Prosecuting Attorney

Completed Precincts:	1 of 1	
Under Votes:	108	
Over Votes:	0	
Write-In	11	100.00%

DEM - County Sheriff

Completed Precincts:	1 of 1	
Under Votes:	11	
Over Votes:	0	
Michael Shea	108	100.00%
Write-In	0	0.00%

DEM - County Clerk

Completed Precincts:	1 of 1	
Under Votes:	20	
Over Votes:	0	
Laura Brandon-Maveal	99	100.00%
Write-In	0	0.00%

DEM - County Treasurer

Completed Precincts:	1 of 1	
Under Votes:	23	
Over Votes:	0	
Christy Van Tiem	96	100.00%

DEM - County Treasurer

Completed Precincts:	1 of 1	
Under Votes:	23	
Over Votes:	0	
Write-In	0	0.00%

DEM - County Register of Deeds

Completed Precincts:	1 of 1	
Under Votes:	17	
Over Votes:	0	
Ann Manning	102	100.00%
Write-In	0	0.00%

DEM - County Road Commissioner

Completed Precincts:	1 of 1	
Under Votes:	13	
Over Votes:	0	
Larry Thorington	40	37.74%
Marti Miller	36	33.96%
Robert Pettit	30	28.30%
Write-In	0	0.00%

DEM - County Drain Commissioner

Completed Precincts:	1 of 1	
Under Votes:	22	
Over Votes:	0	
Ryan Simpson	55	56.70%
Justin W Eastman	42	43.30%
Write-In	0	0.00%

DEM - County Commissioner 2nd District

Completed Precincts:	1 of 1	
Under Votes:	18	
Over Votes:	0	
Terry L. Walters	101	100.00%
Write-In	0	0.00%

DEM - Sage Township Supervisor

Completed Precincts:	1 of 1	
Under Votes:	109	
Over Votes:	0	
Write-In	10	100.00%

DEM - Sage Township Clerk

Completed Precincts:	1 of 1	
Under Votes:	110	
Over Votes:	0	
Write-In	9	100.00%

DEM - Sage Township Treasurer

Completed Precincts:	1 of 1	
Under Votes:	110	
Over Votes:	0	
Write-In	9	100.00%

DEM - Sage Township Trustee

Number to Vote For: 2

Completed Precincts:	1 of 1	
Under Votes:	226	
Over Votes:	0	
Write-In	12	100.00%

DEM - Sage Twp Pct Delegate Dem

Number to Vote For: 2

Completed Precincts:	1 of 1	
Under Votes:	225	
Over Votes:	0	
Write-In	13	100.00%

District Library Fund Millage

Completed Precincts:	1 of 1	
Under Votes:	29	
Over Votes:	0	
YES	220	65.67%
NO	115	34.33%

REGISTRATION & TURNOUT
Gladwin County

Completed Precincts:	0 of 1	
Total Registration	100	
Election Day Ballots Cast	205	205.00%
Election Day Manual Entry Ballots Cast	0	0.00%
Modems Ballots Cast	0	0.00%
County Clerk Ballots Cast	0	0.00%
AV Locations Ballots Cast	0	0.00%
Total Ballots Cast	205	205.00%

REP - Representative in Congress 4th District

Completed Precincts:	1 of 1	
Under Votes:	9	
Over Votes:	0	
John Moolenaar	96	100.00%
Write-In	0	0.00%

REP - Representative in State Legislature 97th Dist.

Completed Precincts:	1 of 1	
Under Votes:	4	
Over Votes:	0	
Jason Wentworth	41	40.59%
Thomas L. Winarski	23	22.77%
Jacob Link	21	20.79%
George Gilmore	10	9.90%
Brian Johnson	6	5.94%
Write-In	0	0.00%

REP - Prosecuting Attorney

Completed Precincts:	1 of 1	
Under Votes:	11	
Over Votes:	0	
Aaron Miller	94	100.00%
Write-In	0	0.00%

REP - County Sheriff

Completed Precincts:	1 of 1	
Under Votes:	99	
Over Votes:	0	
Write-In	6	100.00%

REP - County Clerk

Completed Precincts:	1 of 1	
Under Votes:	18	
Over Votes:	0	
Peggy A. Vanderhagen	87	100.00%
Write-In	0	0.00%

REP - County Treasurer

Completed Precincts:	1 of 1	
Under Votes:	100	
Over Votes:	0	
Write-In	5	100.00%

REP - County Register of Deeds

Completed Precincts:	1 of 1	
Under Votes:	101	
Over Votes:	0	
Write-In	4	100.00%

REP - County Road Commissioner

Completed Precincts:	1 of 1	
Under Votes:	10	
Over Votes:	0	
Steve Cameron	94	98.95%
Write-In	1	1.05%

REP - County Drain Commissioner

Completed Precincts:	1 of 1	
Under Votes:	11	
Over Votes:	0	
Robert James Evans	63	67.02%
Byron Dell	30	31.91%
Write-In	1	1.06%

REP - Secord Township Trustee

Number to Vote For: 2

Completed Precincts:	1 of 1	
Under Votes:	72	
Over Votes:	0	
Martin J Holmes	69	50.00%
Mickey Hetherington	68	49.28%
Write-In	1	0.72%

DEM - Prosecuting Attorney

Completed Precincts:	1 of 1	
Under Votes:	82	
Over Votes:	0	
Write-In	13	100.00%

REP - County Commissioner 3rd District

Completed Precincts:	1 of 1	
Under Votes:	101	
Over Votes:	0	
Write-In	4	100.00%

REP - Secord Township Constable

Number to Vote For: 2

Completed Precincts:	1 of 1	
Under Votes:	204	
Over Votes:	0	
Write-In	6	100.00%

DEM - County Sheriff

Completed Precincts:	1 of 1	
Under Votes:	12	
Over Votes:	0	
Michael Shea	82	98.80%
Write-In	1	1.20%

REP - Secord Township Supervisor

Completed Precincts:	1 of 1	
Under Votes:	100	
Over Votes:	0	
Write-In	5	100.00%

REP - Secord Twp Pct Delegate Rep

Number to Vote For: 5

Completed Precincts:	1 of 1	
Under Votes:	513	
Over Votes:	0	
Write-In	12	100.00%

DEM - County Clerk

Completed Precincts:	1 of 1	
Under Votes:	15	
Over Votes:	0	
Laura Brandon-Maveal	78	97.50%
Write-In	2	2.50%

REP - Secord Township Clerk

Completed Precincts:	1 of 1	
Under Votes:	101	
Over Votes:	0	
Write-In	4	100.00%

DEM - Representative in Congress 4th District

Completed Precincts:	1 of 1	
Under Votes:	62	
Over Votes:	0	
Write-In	33	100.00%

DEM - County Treasurer

Completed Precincts:	1 of 1	
Under Votes:	12	
Over Votes:	0	
Christy Van Tiem	81	97.59%
Write-In	2	2.41%

REP - Secord Township Treasurer

Completed Precincts:	1 of 1	
Under Votes:	101	
Over Votes:	0	
Write-In	4	100.00%

DEM - Representative in State Legislature 97th Dist.

Completed Precincts:	1 of 1	
Under Votes:	13	
Over Votes:	0	
Robert C. Corbett	43	52.44%
Robert Townsend	39	47.56%
Write-In	0	0.00%

DEM - County Register of Deeds

Completed Precincts:	1 of 1	
Under Votes:	16	
Over Votes:	0	
Ann Manning	79	100.00%
Write-In	0	0.00%

DEM - County Road Commissioner

Completed Precincts:	1 of 1		
Under Votes:	14		
Over Votes:	0		
Marti Miller	33	40.74%	
Larry Thorington	30	37.04%	
Robert Pettit	18	22.22%	
Write-In	0	0.00%	

DEM - County Drain Commissioner

Completed Precincts:	1 of 1		
Under Votes:	19		
Over Votes:	0		
Ryan Simpson	41	53.95%	
Justin W Eastman	35	46.05%	
Write-In	0	0.00%	

DEM - County Commissioner 3rd District

Completed Precincts:	1 of 1		
Under Votes:	31		
Over Votes:	0		
Sandra Aultman	64	100.00%	
Write-In	0	0.00%	

DEM - Secord Township Supervisor

Completed Precincts:	1 of 1		
Under Votes:	24		
Over Votes:	0		
Colin G Combs	70	98.59%	
Write-In	1	1.41%	

DEM - Secord Township Clerk

Completed Precincts:	1 of 1		
Under Votes:	16		
Over Votes:	0		
Kathy Wilton	78	98.73%	
Write-In	1	1.27%	

DEM - Secord Township Treasurer

Completed Precincts:	1 of 1		
Under Votes:	22		
Over Votes:	0		
Jim Cooper	72	98.63%	
Write-In	1	1.37%	

DEM - Secord Township Trustee

Number to Vote For: 2

Completed Precincts:	1 of 1		
Under Votes:	184		
Over Votes:	0		
Write-In	6	100.00%	

DEM - Secord Township Constable

Number to Vote For: 2

Completed Precincts:	1 of 1		
Under Votes:	121		
Over Votes:	0		
Maxine M Larson	69	100.00%	
Write-In	0	0.00%	

DEM - Secord Twp Pct Delegate Dem

Number to Vote For: 2

Completed Precincts:	1 of 1		
Under Votes:	182		
Over Votes:	0		
Write-In	8	100.00%	

District Library Fund Millage

Completed Precincts:	1 of 1		
Under Votes:	21		
Over Votes:	0		
YES	126	68.48%	
NO	58	31.52%	

REGISTRATION & TURNOUT
Gladwin County

Completed Precincts:	0 of 1	
Total Registration	100	
Election Day Ballots Cast	174	174.00%
Election Day Manual Entry Ballots Cast	0	0.00%
Modems Ballots Cast	0	0.00%
County Clerk Ballots Cast	0	0.00%
AV Locations Ballots Cast	0	0.00%
Total Ballots Cast	174	174.00%

REP - Representative in Congress 4th District

Completed Precincts:	1 of 1	
Under Votes:	27	
Over Votes:	0	
John Moolenaar	98	100.00%
Write-In	0	0.00%

REP - Representative in State Legislature 97th Dist.

Completed Precincts:	1 of 1	
Under Votes:	11	
Over Votes:	0	
Jacob Link	52	45.61%
Jason Wentworth	26	22.81%
Thomas L. Winarski	24	21.05%
George Gilmore	8	7.02%
Brian Johnson	4	3.51%
Write-In	0	0.00%

REP - Prosecuting Attorney

Completed Precincts:	1 of 1	
Under Votes:	30	
Over Votes:	0	
Aaron Miller	95	100.00%
Write-In	0	0.00%

REP - County Sheriff

Completed Precincts:	1 of 1	
Under Votes:	119	
Over Votes:	0	
Write-In	6	100.00%

REP - County Clerk

Completed Precincts:	1 of 1	
Under Votes:	49	
Over Votes:	0	
Peggy A. Vanderhagen	76	100.00%
Write-In	0	0.00%

REP - County Treasurer

Completed Precincts:	1 of 1	
Under Votes:	122	
Over Votes:	0	
Write-In	3	100.00%

REP - County Register of Deeds

Completed Precincts:	1 of 1	
Under Votes:	122	
Over Votes:	0	
Write-In	3	100.00%

REP - County Road Commissioner

Completed Precincts:	1 of 1	
Under Votes:	29	
Over Votes:	0	
Steve Cameron	96	100.00%
Write-In	0	0.00%

REP - County Drain Commissioner

Completed Precincts:	1 of 1	
Under Votes:	31	
Over Votes:	0	
Byron Dell	52	55.32%
Robert James Evans	41	43.62%
Write-In	1	1.06%

REP - County Commissioner 1st District

Completed Precincts:	1 of 1	
Under Votes:	38	
Over Votes:	0	
Chuck Hinman	87	100.00%
Write-In	0	0.00%

REP - Sherman Township Supervisor

Completed Precincts:	1 of 1	
Under Votes:	113	
Over Votes:	0	
Write-In	12	100.00%

REP - Sherman Township Clerk

Completed Precincts:	1 of 1	
Under Votes:	25	
Over Votes:	0	
Corey A Cuddie	100	100.00%
Write-In	0	0.00%

REP - Sherman Township Treasurer

Completed Precincts:	1 of 1	
Under Votes:	30	
Over Votes:	0	
Jean Jurgensen	95	100.00%

REP - Sherman Township Treasurer

Completed Precincts:	1 of 1	
Under Votes:	30	
Over Votes:	0	
Write-In	0	0.00%

REP - Sherman Township Trustee

Number to Vote For: 2

Completed Precincts:	1 of 1	
Under Votes:	90	
Over Votes:	0	
John M Jurgensen	89	55.63%
Ron Grabowski	71	44.38%
Write-In	0	0.00%

REP - Sherman Twp Pct Delegate Rep

Number to Vote For: 3

Completed Precincts:	1 of 1	
Under Votes:	238	
Over Votes:	0	
Barbara Schafer	71	51.82%
Robert Schafer	64	46.72%
Write-In	2	1.46%

DEM - Representative in Congress 4th District

Completed Precincts:	1 of 1	
Under Votes:	37	
Over Votes:	0	
Write-In	8	100.00%

DEM - Representative in State Legislature 97th Dist.

Completed Precincts:	1 of 1	
Under Votes:	10	
Over Votes:	1	
Robert Townsend	22	64.71%

DEM - Representative in State Legislature 97th Dist.

Completed Precincts:	1 of 1	
Under Votes:	10	
Over Votes:	1	
Robert C. Corbett	12	35.29%
Write-In	0	0.00%

DEM - Prosecuting Attorney

Completed Precincts:	1 of 1	
Under Votes:	45	
Over Votes:	0	
Write-In	0	0.00%

DEM - County Sheriff

Completed Precincts:	1 of 1	
Under Votes:	7	
Over Votes:	0	
Michael Shea	38	100.00%
Write-In	0	0.00%

DEM - County Clerk

Completed Precincts:	1 of 1	
Under Votes:	9	
Over Votes:	0	
Laura Brandon-Maveal	36	100.00%
Write-In	0	0.00%

DEM - County Treasurer

Completed Precincts:	1 of 1	
Under Votes:	8	
Over Votes:	0	
Christy Van Tiem	37	100.00%
Write-In	0	0.00%

DEM - County Register of Deeds

Completed Precincts:	1 of 1	
Under Votes:	9	
Over Votes:	0	
Ann Manning	36	100.00%
Write-In	0	0.00%

DEM - County Road Commissioner

Completed Precincts:	1 of 1	
Under Votes:	2	
Over Votes:	0	
Marti Miller	20	46.51%
Robert Pettit	15	34.88%
Larry Thorington	8	18.60%
Write-In	0	0.00%

DEM - County Drain Commissioner

Completed Precincts:	1 of 1	
Under Votes:	14	
Over Votes:	0	
Ryan Simpson	17	54.84%
Justin W Eastman	14	45.16%
Write-In	0	0.00%

DEM - County Commissioner 1st District

Completed Precincts:	1 of 1	
Under Votes:	43	
Over Votes:	0	
Write-In	2	100.00%

DEM - Sherman Township Supervisor

Completed Precincts:	1 of 1	
Under Votes:	42	
Over Votes:	0	
Write-In	3	100.00%

DEM - Sherman Township Clerk

Completed Precincts:	1 of 1	
Under Votes:	43	
Over Votes:	0	
Write-In	2	100.00%

DEM - Sherman Township Treasurer

Completed Precincts:	1 of 1	
Under Votes:	44	
Over Votes:	0	
Write-In	1	100.00%

DEM - Sherman Township Trustee

Number to Vote For: 2

Completed Precincts:	1 of 1	
Under Votes:	89	
Over Votes:	0	
Write-In	1	100.00%

DEM - Sherman Twp Pct Delegate Dem

Completed Precincts:	1 of 1	
Under Votes:	8	
Over Votes:	0	
Linda L. Clark	36	97.30%
Write-In	1	2.70%

District Library Fund Millage

Completed Precincts:	1 of 1	
Under Votes:	17	
Over Votes:	0	
YES	80	50.96%
NO	77	49.04%

REGISTRATION & TURNOUT
Gladwin County

Completed Precincts:	0 of 1	
Total Registration	100	
Election Day Ballots Cast	372	372.00%
Election Day Manual Entry Ballots Cast	0	0.00%
Modems Ballots Cast	0	0.00%
County Clerk Ballots Cast	0	0.00%
AV Locations Ballots Cast	0	0.00%
Total Ballots Cast	372	372.00%

REP - Representative in Congress 4th District

Completed Precincts:	1 of 1	
Under Votes:	14	
Over Votes:	0	
John Moolenaar	159	99.38%
Write-In	1	0.63%

REP - Representative in State Legislature 97th Dist.

Completed Precincts:	1 of 1	
Under Votes:	7	
Over Votes:	1	
Jason Wentworth	54	32.53%
Thomas L. Winarski	46	27.71%
Jacob Link	39	23.49%
George Gilmore	15	9.04%
Brian Johnson	11	6.63%
Write-In	1	0.60%

REP - Prosecuting Attorney

Completed Precincts:	1 of 1	
Under Votes:	29	
Over Votes:	0	
Aaron Miller	144	99.31%
Write-In	1	0.69%

REP - County Sheriff

Completed Precincts:	1 of 1	
Under Votes:	159	
Over Votes:	0	
Write-In	15	100.00%

REP - County Clerk

Completed Precincts:	1 of 1	
Under Votes:	57	
Over Votes:	0	
Peggy A. Vanderhagen	116	99.15%
Write-In	1	0.85%

REP - County Treasurer

Completed Precincts:	1 of 1	
Under Votes:	164	
Over Votes:	0	
Write-In	10	100.00%

REP - County Register of Deeds

Completed Precincts:	1 of 1	
Under Votes:	166	
Over Votes:	0	
Write-In	8	100.00%

REP - County Road Commissioner

Completed Precincts:	1 of 1	
Under Votes:	36	
Over Votes:	0	
Steve Cameron	136	98.55%
Write-In	2	1.45%

REP - County Drain Commissioner

Completed Precincts:	1 of 1	
Under Votes:	14	
Over Votes:	0	
Byron Dell	88	55.00%
Robert James Evans	71	44.38%
Write-In	1	0.63%

REP - County Commissioner 4th District

Completed Precincts:	1 of 1	
Under Votes:	50	
Over Votes:	0	
Sharron L. Smith	124	100.00%
Write-In	0	0.00%

REP - Tobacco Township Supervisor

Completed Precincts:	1 of 1	
Under Votes:	167	
Over Votes:	0	
Write-In	7	100.00%

REP - Tobacco Township Clerk

Completed Precincts:	1 of 1	
Under Votes:	170	
Over Votes:	0	
Write-In	4	100.00%

REP - Tobacco Township Treasurer

Completed Precincts:	1 of 1	
Under Votes:	169	
Over Votes:	0	
Write-In	5	100.00%

REP - Tobacco Township Trustee

Number to Vote For: 2

Completed Precincts:	1 of 1	
Under Votes:	230	
Over Votes:	0	
Craig Bergman	118	100.00%
Write-In	0	0.00%

REP - Tobacco Twp Pct 1 Delegate Rep

Number to Vote For: 8

Completed Precincts:	1 of 1	
Under Votes:	1,077	
Over Votes:	0	
Karen L. Keeley	86	27.30%
John Sydenstricker	85	26.98%
Kathy J. Barre	71	22.54%
Lawrence Barre	71	22.54%
Write-In	2	0.63%

DEM - Representative in Congress 4th District

Completed Precincts:	1 of 1	
Under Votes:	128	
Over Votes:	0	
Write-In	38	100.00%

DEM - Representative in State Legislature 97th Dist.

Completed Precincts:	1 of 1	
Under Votes:	49	
Over Votes:	2	
Robert Townsend	69	60.00%
Robert C. Corbett	46	40.00%
Write-In	0	0.00%

DEM - Prosecuting Attorney

Completed Precincts:	1 of 1	
Under Votes:	154	
Over Votes:	0	
Write-In	12	100.00%

DEM - County Sheriff

Completed Precincts:	1 of 1	
Under Votes:	26	
Over Votes:	0	
Michael Shea	140	100.00%
Write-In	0	0.00%

DEM - County Clerk

Completed Precincts:	1 of 1	
Under Votes:	25	
Over Votes:	0	
Laura Brandon-Maveal	141	100.00%
Write-In	0	0.00%

DEM - County Treasurer

Completed Precincts:	1 of 1	
Under Votes:	40	
Over Votes:	0	
Christy Van Tiem	126	100.00%
Write-In	0	0.00%

DEM - County Register of Deeds

Completed Precincts:	1 of 1	
Under Votes:	38	
Over Votes:	0	
Ann Manning	128	100.00%
Write-In	0	0.00%

DEM - County Road Commissioner

Completed Precincts:	1 of 1	
Under Votes:	39	
Over Votes:	0	
Larry Thorington	58	45.67%
Robert Pettit	38	29.92%
Marti Miller	31	24.41%
Write-In	0	0.00%

DEM - County Drain Commissioner

Completed Precincts:	1 of 1	
Under Votes:	32	
Over Votes:	0	
Ryan Simpson	76	56.72%
Justin W Eastman	58	43.28%
Write-In	0	0.00%

DEM - County Commissioner 4th District

Completed Precincts:	1 of 1	
Under Votes:	158	
Over Votes:	0	
Write-In	8	100.00%

DEM - Tobacco Township Supervisor

Completed Precincts:	1 of 1	
Under Votes:	56	
Over Votes:	0	
William Clark	110	100.00%
Write-In	0	0.00%

DEM - Tobacco Township Clerk

Completed Precincts:	1 of 1	
Under Votes:	29	
Over Votes:	0	
Roshelle M Brubaker	137	100.00%
Write-In	0	0.00%

DEM - Tobacco Township Treasurer

Completed Precincts:	1 of 1	
Under Votes:	36	
Over Votes:	0	
Judy Wyse	130	100.00%
Write-In	0	0.00%

DEM - Tobacco Township Trustee

Number to Vote For: 2

Completed Precincts:	1 of 1	
Under Votes:	211	
Over Votes:	0	
John C. Blades	121	100.00%
Write-In	0	0.00%

DEM - Tobacco Twp Pct 1 Delegate Dem

Number to Vote For: 2

Completed Precincts:	1 of 1	
Under Votes:	322	
Over Votes:	0	
Write-In	10	100.00%

District Library Fund Millage

Completed Precincts:	1 of 1	
Under Votes:	52	
Over Votes:	0	
YES	207	64.69%
NO	113	35.31%

REGISTRATION & TURNOUT
Gladwin County

Completed Precincts:	0 of 1	
Total Registration	100	
Election Day Ballots Cast	57	57.00%
Election Day Manual Entry Ballots Cast	0	0.00%
Modems Ballots Cast	0	0.00%
County Clerk Ballots Cast	0	0.00%
AV Locations Ballots Cast	0	0.00%
Total Ballots Cast	57	57.00%

REP - Representative in Congress 4th District

Completed Precincts:	1 of 1	
Under Votes:	6	
Over Votes:	0	
John Moolenaar	30	100.00%
Write-In	0	0.00%

REP - Representative in State Legislature 97th Dist.

Completed Precincts:	1 of 1	
Under Votes:	0	
Over Votes:	0	
Jason Wentworth	17	47.22%
Thomas L. Winarski	13	36.11%
Jacob Link	3	8.33%
George Gilmore	2	5.56%
Brian Johnson	1	2.78%
Write-In	0	0.00%

REP - Prosecuting Attorney

Completed Precincts:	1 of 1	
Under Votes:	7	
Over Votes:	0	
Aaron Miller	29	100.00%
Write-In	0	0.00%

REP - County Sheriff

Completed Precincts:	1 of 1	
Under Votes:	35	
Over Votes:	0	
Write-In	1	100.00%

REP - County Clerk

Completed Precincts:	1 of 1	
Under Votes:	12	
Over Votes:	0	
Peggy A. Vanderhagen	24	100.00%
Write-In	0	0.00%

REP - County Treasurer

Completed Precincts:	1 of 1	
Under Votes:	35	
Over Votes:	0	
Write-In	1	100.00%

REP - County Register of Deeds

Completed Precincts:	1 of 1	
Under Votes:	35	
Over Votes:	0	
Write-In	1	100.00%

REP - County Road Commissioner

Completed Precincts:	1 of 1	
Under Votes:	10	
Over Votes:	0	
Steve Cameron	26	100.00%
Write-In	0	0.00%

REP - County Drain Commissioner

Completed Precincts:	1 of 1	
Under Votes:	5	
Over Votes:	0	
Byron Dell	16	51.61%
Robert James Evans	15	48.39%
Write-In	0	0.00%

REP - County Commissioner 2nd District

Completed Precincts:	1 of 1	
Under Votes:	35	
Over Votes:	0	
Write-In	1	100.00%

REP - City of Gladwin Pct 1 Delegate Rep

Number to Vote For: 4

Completed Precincts:	1 of 1	
Under Votes:	117	
Over Votes:	0	
Caleb J. Hortop	24	88.89%
Write-In	3	11.11%

DEM - Representative in Congress 4th District

Completed Precincts:	1 of 1	
Under Votes:	17	
Over Votes:	0	
Write-In	4	100.00%

DEM - Representative in State Legislature 97th Dist.

Completed Precincts:	1 of 1	
Under Votes:	4	
Over Votes:	0	
Robert Townsend	10	58.82%
Robert C. Corbett	7	41.18%

DEM - Representative in State Legislature 97th Dist.

Completed Precincts:	1 of 1	
Under Votes:	4	
Over Votes:	0	
Write-In	0	0.00%

DEM - Prosecuting Attorney

Completed Precincts:	1 of 1	
Under Votes:	19	
Over Votes:	0	
Write-In	2	100.00%

DEM - County Sheriff

Completed Precincts:	1 of 1	
Under Votes:	0	
Over Votes:	0	
Michael Shea	21	100.00%
Write-In	0	0.00%

DEM - County Clerk

Completed Precincts:	1 of 1	
Under Votes:	2	
Over Votes:	0	
Laura Brandon-Maveal	19	100.00%
Write-In	0	0.00%

DEM - County Treasurer

Completed Precincts:	1 of 1	
Under Votes:	1	
Over Votes:	0	
Christy Van Tiem	20	100.00%
Write-In	0	0.00%

DEM - County Register of Deeds

Completed Precincts:	1 of 1	
Under Votes:	1	
Over Votes:	0	
Ann Manning	20	100.00%
Write-In	0	0.00%

DEM - County Road Commissioner

Completed Precincts:	1 of 1	
Under Votes:	1	
Over Votes:	1	
Marti Miller	9	47.37%
Larry Thorington	8	42.11%
Robert Pettit	2	10.53%
Write-In	0	0.00%

DEM - County Drain Commissioner

Completed Precincts:	1 of 1	
Under Votes:	2	
Over Votes:	1	
Justin W Eastman	11	61.11%
Ryan Simpson	7	38.89%
Write-In	0	0.00%

DEM - County Commissioner 2nd District

Completed Precincts:	1 of 1	
Under Votes:	2	
Over Votes:	0	
Terry L. Walters	18	94.74%
Write-In	1	5.26%

DEM - City of Gladwin Pct 1 Delegate Dem

Completed Precincts:	1 of 1	
Under Votes:	18	
Over Votes:	0	
Write-In	3	100.00%

District Library Fund Millage

Completed Precincts:	1 of 1	
Under Votes:	4	
Over Votes:	0	
YES	40	75.47%
NO	13	24.53%

REGISTRATION & TURNOUT
Gladwin County

Completed Precincts:	0 of 1	
Total Registration	0	
Election Day Ballots Cast	95	0.00%
Election Day Manual Entry Ballots Cast	0	0.00%
Modems Ballots Cast	0	0.00%
County Clerk Ballots Cast	0	0.00%
AV Locations Ballots Cast	0	0.00%
Total Ballots Cast	95	0.00%

REP - Representative in Congress 4th District

Completed Precincts:	1 of 1	
Under Votes:	13	
Over Votes:	0	
John Moolenaar	36	97.30%
Write-In	1	2.70%

REP - Representative in State Legislature 97th Dist.

Completed Precincts:	1 of 1	
Under Votes:	0	
Over Votes:	0	
Jason Wentworth	22	44.00%
Thomas L. Winarski	18	36.00%
Jacob Link	6	12.00%
Brian Johnson	2	4.00%
George Gilmore	1	2.00%
Write-In	1	2.00%

REP - Prosecuting Attorney

Completed Precincts:	1 of 1	
Under Votes:	16	
Over Votes:	0	
Aaron Miller	34	100.00%
Write-In	0	0.00%

REP - County Sheriff

Completed Precincts:	1 of 1	
Under Votes:	46	
Over Votes:	0	
Write-In	4	100.00%

REP - County Clerk

Completed Precincts:	1 of 1	
Under Votes:	20	
Over Votes:	0	
Peggy A. Vanderhagen	29	96.67%
Write-In	1	3.33%

REP - County Treasurer

Completed Precincts:	1 of 1	
Under Votes:	46	
Over Votes:	0	
Write-In	4	100.00%

REP - County Register of Deeds

Completed Precincts:	1 of 1	
Under Votes:	48	
Over Votes:	0	
Write-In	2	100.00%

REP - County Road Commissioner

Completed Precincts:	1 of 1	
Under Votes:	13	
Over Votes:	0	
Steve Cameron	36	97.30%
Write-In	1	2.70%

REP - County Drain Commissioner

Completed Precincts:	1 of 1	
Under Votes:	8	
Over Votes:	0	
Byron Dell	22	52.38%
Robert James Evans	19	45.24%
Write-In	1	2.38%

REP - County Commissioner 2nd District

Completed Precincts:	1 of 1	
Under Votes:	45	
Over Votes:	0	
Write-In	5	100.00%

REP - City of Gladwin Pct 1 Delegate Rep

Number to Vote For: 4

Completed Precincts:	1 of 1	
Under Votes:	171	
Over Votes:	0	
Caleb J. Hortop	28	96.55%
Write-In	1	3.45%

DEM - Representative in Congress 4th District

Completed Precincts:	1 of 1	
Under Votes:	29	
Over Votes:	0	
Write-In	13	100.00%

DEM - Representative in State Legislature 97th Dist.

Completed Precincts:	1 of 1	
Under Votes:	6	
Over Votes:	0	
Robert C. Corbett	20	55.56%
Robert Townsend	15	41.67%

DEM - Representative in State Legislature 97th Dist.

Completed Precincts:	1 of 1	
Under Votes:	6	
Over Votes:	0	
Write-In	1	2.78%

DEM - Prosecuting Attorney

Completed Precincts:	1 of 1	
Under Votes:	38	
Over Votes:	0	
Write-In	4	100.00%

DEM - County Sheriff

Completed Precincts:	1 of 1	
Under Votes:	6	
Over Votes:	0	
Michael Shea	36	100.00%
Write-In	0	0.00%

DEM - County Clerk

Completed Precincts:	1 of 1	
Under Votes:	6	
Over Votes:	0	
Laura Brandon-Maveal	36	100.00%
Write-In	0	0.00%

DEM - County Treasurer

Completed Precincts:	1 of 1	
Under Votes:	10	
Over Votes:	0	
Christy Van Tiem	32	100.00%
Write-In	0	0.00%

DEM - County Register of Deeds

Completed Precincts:	1 of 1	
Under Votes:	6	
Over Votes:	0	
Ann Manning	36	100.00%
Write-In	0	0.00%

DEM - County Road Commissioner

Completed Precincts:	1 of 1	
Under Votes:	8	
Over Votes:	0	
Larry Thorington	13	38.24%
Robert Pettit	12	35.29%
Marti Miller	9	26.47%
Write-In	0	0.00%

DEM - County Drain Commissioner

Completed Precincts:	1 of 1	
Under Votes:	7	
Over Votes:	0	
Justin W Eastman	18	51.43%
Ryan Simpson	17	48.57%
Write-In	0	0.00%

DEM - County Commissioner 2nd District

Completed Precincts:	1 of 1	
Under Votes:	8	
Over Votes:	0	
Terry L. Walters	34	100.00%
Write-In	0	0.00%

DEM - City of Gladwin Pct 1 Delegate Dem

Completed Precincts:	1 of 1	
Under Votes:	35	
Over Votes:	0	
Write-In	7	100.00%

District Library Fund Millage

Completed Precincts:	1 of 1	
Under Votes:	15	
Over Votes:	0	
YES	63	78.75%
NO	17	21.25%

REGISTRATION & TURNOUT
Gladwin County

Completed Precincts:	0 of 1	
Total Registration	100	
Election Day Ballots Cast	97	97.00%
Election Day Manual Entry Ballots Cast	0	0.00%
Modems Ballots Cast	0	0.00%
County Clerk Ballots Cast	0	0.00%
AV Locations Ballots Cast	0	0.00%
Total Ballots Cast	97	97.00%

REP - Representative in Congress 4th District

Completed Precincts:	1 of 1	
Under Votes:	7	
Over Votes:	0	
John Moolenaar	61	100.00%
Write-In	0	0.00%

REP - Representative in State Legislature 97th Dist.

Completed Precincts:	1 of 1	
Under Votes:	0	
Over Votes:	0	
Jason Wentworth	26	38.24%
Jacob Link	19	27.94%
Thomas L. Winarski	18	26.47%
Brian Johnson	3	4.41%
George Gilmore	2	2.94%
Write-In	0	0.00%

REP - Prosecuting Attorney

Completed Precincts:	1 of 1	
Under Votes:	12	
Over Votes:	0	
Aaron Miller	56	100.00%
Write-In	0	0.00%

REP - County Sheriff

Completed Precincts:	1 of 1	
Under Votes:	64	
Over Votes:	0	
Write-In	4	100.00%

REP - County Clerk

Completed Precincts:	1 of 1	
Under Votes:	20	
Over Votes:	0	
Peggy A. Vanderhagen	48	100.00%
Write-In	0	0.00%

REP - County Treasurer

Completed Precincts:	1 of 1	
Under Votes:	65	
Over Votes:	0	
Write-In	3	100.00%

REP - County Register of Deeds

Completed Precincts:	1 of 1	
Under Votes:	66	
Over Votes:	0	
Write-In	2	100.00%

REP - County Road Commissioner

Completed Precincts:	1 of 1	
Under Votes:	15	
Over Votes:	0	
Steve Cameron	53	100.00%
Write-In	0	0.00%

REP - County Drain Commissioner

Completed Precincts:	1 of 1	
Under Votes:	13	
Over Votes:	0	
Robert James Evans	37	67.27%
Byron Dell	18	32.73%
Write-In	0	0.00%

REP - County Commissioner 2nd District

Completed Precincts:	1 of 1	
Under Votes:	65	
Over Votes:	0	
Write-In	3	100.00%

REP - City of Gladwin Pct 2 Delegate Rep

Number to Vote For: 4

Completed Precincts:	1 of 1	
Under Votes:	213	
Over Votes:	0	
Kelly Gower	30	50.85%
Judith Ford	28	47.46%
Write-In	1	1.69%

DEM - Representative in Congress 4th District

Completed Precincts:	1 of 1	
Under Votes:	21	
Over Votes:	0	
Write-In	5	100.00%

DEM - Representative in State Legislature 97th Dist.

Completed Precincts:	1 of 1	
Under Votes:	3	
Over Votes:	0	
Robert C. Corbett	13	56.52%

DEM - Representative in State Legislature 97th Dist.

Completed Precincts:	1 of 1	
Under Votes:	3	
Over Votes:	0	
Robert Townsend	10	43.48%
Write-In	0	0.00%

DEM - County Register of Deeds

Completed Precincts:	1 of 1	
Under Votes:	1	
Over Votes:	0	
Ann Manning	25	100.00%
Write-In	0	0.00%

DEM - City of Gladwin Pct 2 Delegate Dem

Completed Precincts:	1 of 1	
Under Votes:	26	
Over Votes:	0	
Write-In	0	0.00%

DEM - Prosecuting Attorney

Completed Precincts:	1 of 1	
Under Votes:	25	
Over Votes:	0	
Write-In	1	100.00%

DEM - County Road Commissioner

Completed Precincts:	1 of 1	
Under Votes:	4	
Over Votes:	0	
Marti Miller	11	50.00%
Robert Pettit	7	31.82%
Larry Thorington	4	18.18%
Write-In	0	0.00%

District Library Fund Millage

Completed Precincts:	1 of 1	
Under Votes:	22	
Over Votes:	0	
YES	60	80.00%
NO	15	20.00%

DEM - County Sheriff

Completed Precincts:	1 of 1	
Under Votes:	0	
Over Votes:	0	
Michael Shea	26	100.00%
Write-In	0	0.00%

DEM - County Drain Commissioner

Completed Precincts:	1 of 1	
Under Votes:	5	
Over Votes:	0	
Justin W Eastman	10	47.62%
Ryan Simpson	10	47.62%
Write-In	1	4.76%

DEM - County Clerk

Completed Precincts:	1 of 1	
Under Votes:	3	
Over Votes:	0	
Laura Brandon-Maveal	23	100.00%
Write-In	0	0.00%

DEM - County Commissioner 2nd District

Completed Precincts:	1 of 1	
Under Votes:	5	
Over Votes:	0	
Terry L. Walters	21	100.00%
Write-In	0	0.00%

DEM - County Treasurer

Completed Precincts:	1 of 1	
Under Votes:	1	
Over Votes:	0	
Christy Van Tiem	25	100.00%
Write-In	0	0.00%

REGISTRATION & TURNOUT
Gladwin County

Completed Precincts:	0 of 1	
Total Registration	0	
Election Day Ballots Cast	105	0.00%
Election Day Manual Entry Ballots Cast	0	0.00%
Modems Ballots Cast	0	0.00%
County Clerk Ballots Cast	0	0.00%
AV Locations Ballots Cast	0	0.00%
Total Ballots Cast	105	0.00%

REP - Representative in Congress 4th District

Completed Precincts:	1 of 1	
Under Votes:	19	
Over Votes:	0	
John Moolenaar	55	100.00%
Write-In	0	0.00%

REP - Representative in State Legislature 97th Dist.

Completed Precincts:	1 of 1	
Under Votes:	1	
Over Votes:	0	
Thomas L. Winarski	37	50.68%
Jason Wentworth	25	34.25%
Jacob Link	7	9.59%
George Gilmore	4	5.48%
Brian Johnson	0	0.00%
Write-In	0	0.00%

REP - Prosecuting Attorney

Completed Precincts:	1 of 1	
Under Votes:	18	
Over Votes:	0	
Aaron Miller	56	100.00%
Write-In	0	0.00%

REP - County Sheriff

Completed Precincts:	1 of 1	
Under Votes:	70	
Over Votes:	0	
Write-In	4	100.00%

REP - County Clerk

Completed Precincts:	1 of 1	
Under Votes:	24	
Over Votes:	0	
Peggy A. Vanderhagen	50	100.00%
Write-In	0	0.00%

REP - County Treasurer

Completed Precincts:	1 of 1	
Under Votes:	72	
Over Votes:	0	
Write-In	2	100.00%

REP - County Register of Deeds

Completed Precincts:	1 of 1	
Under Votes:	72	
Over Votes:	0	
Write-In	2	100.00%

REP - County Road Commissioner

Completed Precincts:	1 of 1	
Under Votes:	16	
Over Votes:	0	
Steve Cameron	58	100.00%
Write-In	0	0.00%

REP - County Drain Commissioner

Completed Precincts:	1 of 1	
Under Votes:	11	
Over Votes:	0	
Robert James Evans	44	69.84%
Byron Dell	19	30.16%
Write-In	0	0.00%

REP - County Commissioner 2nd District

Completed Precincts:	1 of 1	
Under Votes:	72	
Over Votes:	0	
Write-In	2	100.00%

REP - City of Gladwin Pct 2 Delegate Rep

Number to Vote For: 4

Completed Precincts:	1 of 1	
Under Votes:	225	
Over Votes:	0	
Kelly Gower	39	54.93%
Judith Ford	30	42.25%
Write-In	2	2.82%

DEM - Representative in Congress 4th District

Completed Precincts:	1 of 1	
Under Votes:	15	
Over Votes:	0	
Write-In	11	100.00%

DEM - Representative in State Legislature 97th Dist.

Completed Precincts:	1 of 1	
Under Votes:	2	
Over Votes:	0	
Robert C. Corbett	15	62.50%

DEM - Representative in State Legislature 97th Dist.

Completed Precincts:	1 of 1	
Under Votes:	2	
Over Votes:	0	
Robert Townsend	9	37.50%
Write-In	0	0.00%

DEM - Prosecuting Attorney

Completed Precincts:	1 of 1	
Under Votes:	23	
Over Votes:	0	
Write-In	3	100.00%

DEM - County Sheriff

Completed Precincts:	1 of 1	
Under Votes:	2	
Over Votes:	0	
Michael Shea	24	100.00%
Write-In	0	0.00%

DEM - County Clerk

Completed Precincts:	1 of 1	
Under Votes:	3	
Over Votes:	0	
Laura Brandon-Maveal	23	100.00%
Write-In	0	0.00%

DEM - County Treasurer

Completed Precincts:	1 of 1	
Under Votes:	2	
Over Votes:	0	
Christy Van Tiem	24	100.00%
Write-In	0	0.00%

DEM - County Register of Deeds

Completed Precincts:	1 of 1	
Under Votes:	2	
Over Votes:	0	
Ann Manning	24	100.00%
Write-In	0	0.00%

DEM - County Road Commissioner

Completed Precincts:	1 of 1	
Under Votes:	2	
Over Votes:	0	
Marti Miller	13	54.17%
Robert Pettit	7	29.17%
Larry Thorington	4	16.67%
Write-In	0	0.00%

DEM - County Drain Commissioner

Completed Precincts:	1 of 1	
Under Votes:	3	
Over Votes:	0	
Justin W Eastman	16	69.57%
Ryan Simpson	7	30.43%
Write-In	0	0.00%

DEM - County Commissioner 2nd District

Completed Precincts:	1 of 1	
Under Votes:	7	
Over Votes:	0	
Terry L. Walters	19	100.00%
Write-In	0	0.00%

DEM - City of Gladwin Pct 2 Delegate Dem

Completed Precincts:	1 of 1	
Under Votes:	23	
Over Votes:	0	
Write-In	3	100.00%

District Library Fund Millage

Completed Precincts:	1 of 1	
Under Votes:	10	
Over Votes:	0	
YES	77	81.05%
NO	18	18.95%

REGISTRATION & TURNOUT
Gladwin County

Completed Precincts:	0 of 1	
Total Registration	100	
Election Day Ballots Cast	103	103.00%
Election Day Manual Entry Ballots Cast	0	0.00%
Modems Ballots Cast	0	0.00%
County Clerk Ballots Cast	0	0.00%
AV Locations Ballots Cast	0	0.00%
Total Ballots Cast	103	103.00%

REP - Representative in Congress 4th District

Completed Precincts:	1 of 1	
Under Votes:	10	
Over Votes:	0	
John Moolenaar	41	100.00%
Write-In	0	0.00%

REP - Representative in State Legislature 97th Dist.

Completed Precincts:	1 of 1	
Under Votes:	2	
Over Votes:	0	
Jason Wentworth	25	51.02%
Thomas L. Winarski	13	26.53%
Jacob Link	7	14.29%
George Gilmore	3	6.12%
Brian Johnson	1	2.04%
Write-In	0	0.00%

REP - Prosecuting Attorney

Completed Precincts:	1 of 1	
Under Votes:	13	
Over Votes:	0	
Aaron Miller	38	100.00%
Write-In	0	0.00%

REP - County Sheriff

Completed Precincts:	1 of 1	
Under Votes:	51	
Over Votes:	0	
Write-In	0	0.00%

REP - County Clerk

Completed Precincts:	1 of 1	
Under Votes:	16	
Over Votes:	0	
Peggy A. Vanderhagen	35	100.00%
Write-In	0	0.00%

REP - County Treasurer

Completed Precincts:	1 of 1	
Under Votes:	50	
Over Votes:	0	
Write-In	1	100.00%

REP - County Register of Deeds

Completed Precincts:	1 of 1	
Under Votes:	50	
Over Votes:	0	
Write-In	1	100.00%

REP - County Road Commissioner

Completed Precincts:	1 of 1	
Under Votes:	12	
Over Votes:	0	
Steve Cameron	39	100.00%
Write-In	0	0.00%

REP - County Drain Commissioner

Completed Precincts:	1 of 1	
Under Votes:	6	
Over Votes:	0	
Byron Dell	28	62.22%
Robert James Evans	17	37.78%
Write-In	0	0.00%

REP - County Commissioner 5th District

Completed Precincts:	1 of 1	
Under Votes:	14	
Over Votes:	0	
Don Birgel	36	97.30%
Write-In	1	2.70%

REP - City of Beaverton Pct 1 Delegate Rep

Number to Vote For: 3

Completed Precincts:	1 of 1	
Under Votes:	151	
Over Votes:	0	
Write-In	2	100.00%

DEM - Representative in Congress 4th District

Completed Precincts:	1 of 1	
Under Votes:	31	
Over Votes:	0	
Write-In	19	100.00%

DEM - Representative in State Legislature 97th Dist.

Completed Precincts:	1 of 1	
Under Votes:	5	
Over Votes:	0	
Robert C. Corbett	26	57.78%
Robert Townsend	19	42.22%

DEM - Representative in State Legislature 97th Dist.

Completed Precincts:	1 of 1	
Under Votes:	5	
Over Votes:	0	
Write-In	0	0.00%

DEM - Prosecuting Attorney

Completed Precincts:	1 of 1	
Under Votes:	45	
Over Votes:	0	
Write-In	5	100.00%

DEM - County Sheriff

Completed Precincts:	1 of 1	
Under Votes:	5	
Over Votes:	0	
Michael Shea	45	100.00%
Write-In	0	0.00%

DEM - County Clerk

Completed Precincts:	1 of 1	
Under Votes:	8	
Over Votes:	0	
Laura Brandon-Maveal	42	100.00%
Write-In	0	0.00%

DEM - County Treasurer

Completed Precincts:	1 of 1	
Under Votes:	10	
Over Votes:	0	
Christy Van Tiem	40	100.00%
Write-In	0	0.00%

DEM - County Register of Deeds

Completed Precincts:	1 of 1	
Under Votes:	8	
Over Votes:	0	
Ann Manning	42	100.00%
Write-In	0	0.00%

DEM - County Road Commissioner

Completed Precincts:	1 of 1	
Under Votes:	12	
Over Votes:	0	
Marti Miller	14	36.84%
Larry Thorington	13	34.21%
Robert Pettit	10	26.32%
Write-In	1	2.63%

DEM - County Drain Commissioner

Completed Precincts:	1 of 1	
Under Votes:	6	
Over Votes:	0	
Ryan Simpson	33	75.00%
Justin W Eastman	11	25.00%
Write-In	0	0.00%

DEM - County Commissioner 5th District

Completed Precincts:	1 of 1	
Under Votes:	46	
Over Votes:	0	
Write-In	4	100.00%

DEM - City of Beaverton Pct 1 Delegate Dem

Number to Vote For: 3

Completed Precincts:	1 of 1	
Under Votes:	106	
Over Votes:	0	
Edward D. Rachwitz	41	93.18%
Write-In	3	6.82%

District Library Fund Millage

Completed Precincts:	1 of 1	
Under Votes:	8	
Over Votes:	0	
YES	76	80.00%
NO	19	20.00%

August 4, 2016
Robert C. Witte
Judith Ford, Chair
Joann Hoag
Sidney A. Hanse

Gladwin_Aug2016_E

August 2, 2016

Summary Report

Gladwin County

Precinct Report

Registration & Turnout		1,800	Voters
Election Day Turnout		**3,850**	**213.89%**
Election Day Manual Entry Turnout		0	0.00%
Modems Turnout		0	0.00%
County Clerk Turnout		0	0.00%
AV Locations Turnout		170	9.44%
	Total ...	**4,020**	**223.33%**

REP - Representative in Congress 4th Di:	(20)	20/20	100.00%
Under Votes: 380			
Over Votes: 0			
John Moolenaar		**1,976**	**99.45%**
Write-In		11	0.55%
	Total ...	**1,987**	**100.00%**

REP - Representative in State Legislature	(20)	20/20	100.00%
Under Votes: 133			
Over Votes: 6			
George Gilmore		173	7.76%
Brian Johnson		119	5.34%
Jacob Link		505	22.67%
Jason Wentworth		**815**	**36.58%**
Thomas L. Winarski		613	27.51%
Write-In		3	0.13%
	Total ...	**2,228**	**100.00%**

REP - Prosecuting Attorney	(20)	20/20	100.00%
Under Votes: 510			
Over Votes: 1			
Aaron Miller		**1,849**	**99.62%**
Write-In		7	0.38%
	Total ...	**1,856**	**100.00%**

REP - County Sheriff	(20)	20/20	100.00%
Under Votes: 2254			
Over Votes: 0			
Write-In		**113**	**100.00%**
	Total ...	**113**	**100.00%**

REP - County Clerk	(20)	20/20	100.00%
Under Votes: 774			
Over Votes: 0			
Peggy A. Vanderhagen		**1,589**	**99.75%**
Write-In		4	0.25%
	Total ...	**1,593**	**100.00%**

REP - County Treasurer	(20)	20/20	100.00%
Under Votes: 2281			
Over Votes: 0			
Write-In		**86**	**100.00%**
	Total ...	**86**	**100.00%**

REP - County Register of Deeds	(20)	20/20	100.00%
Under Votes: 2296			
Over Votes: 0			
Write-In		**71**	**100.00%**
	Total ...	**71**	**100.00%**

REP - County Road Commissioner	(20)	20/20	100.00%
Under Votes: 522			
Over Votes: 0			
Steve Cameron		**1,836**	**99.51%**
Write-In		9	0.49%
	Total ...	**1,845**	**100.00%**

REP - County Drain Commissioner	(20)	20/20	100.00%
Under Votes: 391			
Over Votes: 0			
Byron Dell		902	45.65%
Robert James Evans		**1,066**	**53.95%**
Write-In		8	0.40%
	Total ...	**1,976**	**100.00%**

REP - County Commissioner 1st District	(4)	4/4	100.00%
Under Votes: 200			
Over Votes: 0			
Chuck Hinman		**512**	**99.42%**
Write-In		3	0.58%
	Total ...	**515**	**100.00%**

REP - County Commissioner 2nd District	(5)	5/5	100.00%
Under Votes: 438			
Over Votes: 0			
Write-In		**18**	**100.00%**
	Total ...	**18**	**100.00%**

REP - County Commissioner 3rd District	(5)	5/5	100.00%
Under Votes: 340			
Over Votes: 0			
Write-In		**24**	**100.00%**
	Total ...	**24**	**100.00%**

REP - County Commissioner 4th District	(3)	3/3 100.00%
Under Votes: 81		
Over Votes: 0		
Sharron L. Smith	**256**	**99.22%**
Write-In	2	0.78%
Total ...	**258**	**100.00%**

REP - County Commissioner 5th District	(3)	3/3 100.00%
Under Votes: 167		
Over Votes: 0		
Don Birgel	**322**	**98.77%**
Write-In	4	1.23%
Total ...	**326**	**100.00%**

REP - Beaverton Township Supervisor	(1)	1/1 100.00%
Under Votes: 179		
Over Votes: 0		
Write-In	**6**	**100.00%**
Total ...	**6**	**100.00%**

REP - Beaverton Township Clerk	(1)	1/1 100.00%
Under Votes: 182		
Over Votes: 0		
Write-In	**3**	**100.00%**
Total ...	**3**	**100.00%**

REP - Beaverton Township Treasurer	(1)	1/1 100.00%
Under Votes: 46		
Over Votes: 0		
LuAnn M. Domako	**139**	**100.00%**
Write-In	0	0.00%
Total ...	**139**	**100.00%**

REP - Beaverton Township Trustee	(1)	1/1 100.00%
Under Votes: 189		
Over Votes: 0		
Keith Lijewski	**78**	**43.09%**
Joe Sprague	**103**	**56.91%**
Write-In	0	0.00%
Total ...	**181**	**100.00%**

REP - Bentley Township Supervisor	(1)	1/1 100.00%
Under Votes: 31		
Over Votes: 0		
Write-In	**3**	**100.00%**
Total ...	**3**	**100.00%**

REP - Bentley Township Clerk	(1)	1/1 100.00%
Under Votes: 31		
Over Votes: 0		
Write-In	**3**	**100.00%**
Total ...	**3**	**100.00%**

REP - Bentley Township Treasurer	(1)	1/1 100.00%
Under Votes: 31		
Over Votes: 0		
Write-In	**3**	**100.00%**
Total ...	**3**	**100.00%**

REP - Bentley Township Trustee	(1)	1/1 100.00%
Under Votes: 62		
Over Votes: 0		
Write-In	**6**	**100.00%**
Total ...	**6**	**100.00%**

REP - Billings Township Supervisor	(1)	1/1 100.00%
Under Votes: 44		
Over Votes: 0		
John Jakovac	**112**	**95.73%**
Write-In	5	4.27%
Total ...	**117**	**100.00%**

REP - Billings Township Clerk	(1)	1/1 100.00%
Under Votes: 155		
Over Votes: 0		
Write-In	**6**	**100.00%**
Total ...	**6**	**100.00%**

REP - Billings Township Treasurer	(1)	1/1 100.00%
Under Votes: 156		
Over Votes: 0		
Write-In	**5**	**100.00%**
Total ...	**5**	**100.00%**

REP - Billings Township Trustee	(1)	1/1 100.00%
Under Votes: 313		
Over Votes: 0		
Write-In		**9 100.00%**
	Total ...	**9 100.00%**

REP - Billings Township Constable	(1)	1/1 100.00%
Under Votes: 154		
Over Votes: 0		
Write-In		**7 100.00%**
	Total ...	**7 100.00%**

REP - Bourret Township Supervisor	(1)	1/1 100.00%
Under Votes: 48		
Over Votes: 0		
Write-In		**6 100.00%**
	Total ...	**6 100.00%**

REP - Bourret Township Clerk	(1)	1/1 100.00%
Under Votes: 47		
Over Votes: 0		
Write-In		**7 100.00%**
	Total ...	**7 100.00%**

REP - Bourret Township Treasurer	(1)	1/1 100.00%
Under Votes: 50		
Over Votes: 0		
Write-In		**4 100.00%**
	Total ...	**4 100.00%**

REP - Bourret Township Trustee	(1)	1/1 100.00%
Under Votes: 103		
Over Votes: 0		
Write-In		**5 100.00%**
	Total ...	**5 100.00%**

REP - Buckeye Township Supervisor	(1)	1/1 100.00%
Under Votes: 96		
Over Votes: 0		
Write-In		**1 100.00%**
	Total ...	**1 100.00%**

REP - Buckeye Township Clerk	(1)	1/1 100.00%
Under Votes: 17		
Over Votes: 0		
Charity Longstreth		**79 98.75%**
Write-In		1 1.25%
	Total ...	**80 100.00%**

REP - Buckeye Township Treasurer	(1)	1/1 100.00%
Under Votes: 95		
Over Votes: 0		
Write-In		**2 100.00%**
	Total ...	**2 100.00%**

REP - Buckeye Township Trustee	(1)	1/1 100.00%
Under Votes: 56		
Over Votes: 0		
Pauline Brabon		**50 36.23%**
James McDonald		**45 32.61%**
Susan J. Walker		43 31.16%
Write-In		0 0.00%
	Total ...	**138 100.00%**

REP - Buckeye Township Constable	(1)	1/1 100.00%
Under Votes: 95		
Over Votes: 0		
Write-In		**2 100.00%**
	Total ...	**2 100.00%**

REP - Butman Township Supervisor	(1)	1/1 100.00%
Under Votes: 100		
Over Votes: 0		
Danny Gonzales		**263 100.00%**
Write-In		0 0.00%
	Total ...	**263 100.00%**

REP - Butman Township Clerk	(1)	1/1 100.00%
Under Votes: 88		
Over Votes: 0		
Sharon Hobin		**274 99.64%**
Write-In		1 0.36%
	Total ...	**275 100.00%**

REP - Butman Township Treasurer (1) 1/1 100.00%

Under Votes: 355
Over Votes: 0

Write-In	**8**	**100.00%**
Total ...	**8**	**100.00%**

REP - Butman Township Trustee (1) 1/1 100.00%

Under Votes: 123
Over Votes: 0

Jac Groppuso	**167**	**27.69%**
Mike Mahaffy	**291**	**48.26%**
Horace Miller	77	12.77%
Leonard Zembruski	68	11.28%
Write-In	0	0.00%
Total ...	**603**	**100.00%**

REP - Clement Township Supervisor (1) 1/1 100.00%

Under Votes: 67
Over Votes: 0

Write-In	**3**	**100.00%**
Total ...	**3**	**100.00%**

REP - Clement Township Clerk (1) 1/1 100.00%

Under Votes: 20
Over Votes: 0

Eric Arnold House	**50**	**100.00%**
Write-In	0	0.00%
Total ...	**50**	**100.00%**

REP - Clement Township Treasurer (1) 1/1 100.00%

Under Votes: 25
Over Votes: 0

Carolyn Ochab	**45**	**100.00%**
Write-In	0	0.00%
Total ...	**45**	**100.00%**

REP - Clement Township Trustee (1) 1/1 100.00%

Under Votes: 94
Over Votes: 0

Albert Lee	**46**	**100.00%**
Write-In	0	0.00%
Total ...	**46**	**100.00%**

REP - Clement Township Constable (1) 1/1 100.00%

Under Votes: 138
Over Votes: 0

Write-In	**2**	**100.00%**
Total ...	**2**	**100.00%**

REP - Gladwin Township Supervisor (1) 1/1 100.00%

Under Votes: 52
Over Votes: 0

Robert Weaver	**103**	**98.10%**
Write-In	2	1.90%
Total ...	**105**	**100.00%**

REP - Gladwin Township Clerk (1) 1/1 100.00%

Under Votes: 5
Over Votes: 0

Lisa Fisher	67	44.08%
Kristie Simrau	**85**	**55.92%**
Write-In	0	0.00%
Total ...	**152**	**100.00%**

REP - Gladwin Township Treasurer (1) 1/1 100.00%

Under Votes: 42
Over Votes: 0

Jodie Klamer	**115**	**100.00%**
Write-In	0	0.00%
Total ...	**115**	**100.00%**

REP - Gladwin Township Trustee (1) 1/1 100.00%

Under Votes: 149
Over Votes: 0

John M. Mella	**74**	**44.85%**
Douglas E. Ritchie	**91**	**55.15%**
Write-In	0	0.00%
Total ...	**165**	**100.00%**

REP - Grim Township Supervisor (1) 1/1 100.00%

Under Votes: 2
Over Votes: 0

Keith L Cousineau	**8**	**100.00%**
Write-In	0	0.00%
Total ...	**8**	**100.00%**

REP - Grim Township Clerk	(1)	1/1 100.00%
Under Votes: 0		
Over Votes: 0		
Linda O'Dell		**10 100.00%**
Write-In		0 0.00%
	Total ...	**10 100.00%**

REP - Grim Township Treasurer	(1)	1/1 100.00%
Under Votes: 9		
Over Votes: 0		
Write-In		**1 100.00%**
	Total ...	**1 100.00%**

REP - Grim Township Trustee	(1)	1/1 100.00%
Under Votes: 11		
Over Votes: 0		
Robert M Allaben		**8 88.89%**
Write-In		**1 11.11%**
	Total ...	**9 100.00%**

REP - Grout Township Supervisor	(1)	1/1 100.00%
Under Votes: 58		
Over Votes: 0		
Martin W Shearer		**197 98.99%**
Write-In		2 1.01%
	Total ...	**199 100.00%**

REP - Grout Township Clerk	(1)	1/1 100.00%
Under Votes: 63		
Over Votes: 0		
Linda Birgel		**192 98.97%**
Write-In		2 1.03%
	Total ...	**194 100.00%**

REP - Grout Township Treasurer	(1)	1/1 100.00%
Under Votes: 7		
Over Votes: 0		
Melody A Hill		**158 63.20%**
Robyn Norris		92 36.80%
Write-In		0 0.00%
	Total ...	**250 100.00%**

REP - Grout Township Trustee	(1)	1/1 100.00%
Under Votes: 200		
Over Votes: 0		
Richard Christie		**135 42.99%**

REP - Grout Township Trustee (cont'd...	(1)	1/1 100.00%
Katrina A Shearer		**176 56.05%**
Write-In		3 0.96%
	Total ...	**314 100.00%**

REP - Hay Township Supervisor	(1)	1/1 100.00%
Under Votes: 67		
Over Votes: 0		
Write-In		**1 100.00%**
	Total ...	**1 100.00%**

REP - Hay Township Clerk	(1)	1/1 100.00%
Under Votes: 67		
Over Votes: 0		
Write-In		**1 100.00%**
	Total ...	**1 100.00%**

REP - Hay Township Treasurer	(1)	1/1 100.00%
Under Votes: 67		
Over Votes: 0		
Write-In		**1 100.00%**
	Total ...	**1 100.00%**

REP - Hay Township Trustee	(1)	1/1 100.00%
Under Votes: 135		
Over Votes: 0		
Write-In		**1 100.00%**
	Total ...	**1 100.00%**

REP - Sage Township Supervisor	(1)	1/1 100.00%
Under Votes: 41		
Over Votes: 0		
Renee Zeit		**187 100.00%**
Write-In		0 0.00%
	Total ...	**187 100.00%**

REP - Sage Township Clerk	(1)	1/1 100.00%
Under Votes: 42		
Over Votes: 0		
Laura E. Flach		**186 100.00%**
Write-In		0 0.00%
	Total ...	**186 100.00%**

R.C.W
JmF.

REP - Sage Township Treasurer	(1)	1/1 100.00%
Under Votes: 38		
Over Votes: 0		
Janet L. Smith		**190 100.00%**
Write-In		0 0.00%
	Total ...	**190 100.00%**

REP - Sage Township Trustee	(1)	1/1 100.00%
Under Votes: 151		
Over Votes: 0		
Kent A. Crawford		**144 47.21%**
Dennis Vannest		**161 52.79%**
Write-In		0 0.00%
	Total ...	**305 100.00%**

REP - Secord Township Supervisor	(1)	1/1 100.00%
Under Votes: 100		
Over Votes: 0		
Write-In		**5 100.00%**
	Total ...	**5 100.00%**

REP - Secord Township Clerk	(1)	1/1 100.00%
Under Votes: 101		
Over Votes: 0		
Write-In		**4 100.00%**
	Total ...	**4 100.00%**

REP - Secord Township Treasurer	(1)	1/1 100.00%
Under Votes: 101		
Over Votes: 0		
Write-In		**4 100.00%**
	Total ...	**4 100.00%**

REP - Secord Township Trustee	(1)	1/1 100.00%
Under Votes: 72		
Over Votes: 0		
Mickey Hetherington		**68 49.28%**
Martin J Holmes		**69 50.00%**
Write-In		1 0.72%
	Total ...	**138 100.00%**

REP - Secord Township Constable	(1)	1/1 100.00%
Under Votes: 204		
Over Votes: 0		
Write-In		**6 100.00%**
	Total ...	**6 100.00%**

REP - Sherman Township Supervisor	(1)	1/1 100.00%
Under Votes: 113		
Over Votes: 0		
Write-In		**12 100.00%**
	Total ...	**12 100.00%**

REP - Sherman Township Clerk	(1)	1/1 100.00%
Under Votes: 25		
Over Votes: 0		
Corey A Cuddle		**100 100.00%**
Write-In		0 0.00%
	Total ...	**100 100.00%**

REP - Sherman Township Treasurer	(1)	1/1 100.00%
Under Votes: 30		
Over Votes: 0		
Jean Jurgensen		**95 100.00%**
Write-In		0 0.00%
	Total ...	**95 100.00%**

REP - Sherman Township Trustee	(1)	1/1 100.00%
Under Votes: 90		
Over Votes: 0		
John M Jurgensen		**89 55.63%**
Ron Grabowski		**71 44.38%**
Write-In		0 0.00%
	Total ...	**160 100.00%**

REP - Tobacco Township Supervisor	(1)	1/1 100.00%
Under Votes: 167		
Over Votes: 0		
Write-In		**7 100.00%**
	Total ...	**7 100.00%**

REP - Tobacco Township Clerk	(1)	1/1 100.00%
Under Votes: 170		
Over Votes: 0		
Write-In		**4 100.00%**
	Total ...	**4 100.00%**

REP - Tobacco Township Treasurer	(1)	1/1	100.00%
Under Votes: 169			
Over Votes: 0			
Write-In		**5**	**100.00%**
	Total ...	**5**	**100.00%**

REP - Tobacco Township Trustee	(1)	1/1	100.00%
Under Votes: 230			
Over Votes: 0			
Craig Bergman		**118**	**100.00%**
Write-In		0	0.00%
	Total ...	**118**	**100.00%**

REP - City of Beaverton Pct 1 Delegate R	(1)	1/1	100.00%
Under Votes: 151			
Over Votes: 0			
Write-In		**2**	**100.00%**
	Total ...	**2**	**100.00%**

REP - City of Gladwin Pct 1 Delegate Rep	(2)	2/2	100.00%
Under Votes: 288			
Over Votes: 0			
Caleb J. Hortop		**52**	**92.86%**
Write-In		**4**	**7.14%**
	Total ...	**56**	**100.00%**

REP - City of Gladwin Pct 2 Delegate Rep	(2)	2/2	100.00%
Under Votes: 438			
Over Votes: 0			
Judith Ford		**58**	**44.62%**
Kelly Gower		**69**	**53.08%**
Write-In		**3**	**2.31%**
	Total ...	**130**	**100.00%**

REP - Beaverton Twp Pct Delegate Rep	(1)	1/1	100.00%
Under Votes: 733			
Over Votes: 0			
Byron Dell		**115**	**59.90%**
Kurt B. Kocur		**77**	**40.10%**
Write-In		0	0.00%
	Total ...	**192**	**100.00%**

REP - Bentley Twp Pct Delegate Rep	(1)	1/1	100.00%
Under Votes: 64			
Over Votes: 0			
Write-In		**4**	**100.00%**
	Total ...	**4**	**100.00%**

REP - Billings Twp Pct Delegate Rep	(1)	1/1	100.00%
Under Votes: 1101			
Over Votes: 0			
Write-In		**26**	**100.00%**
	Total ...	**26**	**100.00%**

REP - Bourret Twp Pct Delegate Rep	(1)	1/1	100.00%
Under Votes: 102			
Over Votes: 0			
Write-In		**6**	**100.00%**
	Total ...	**6**	**100.00%**

REP - Buckeye Twp Pct Delegate Rep	(1)	1/1	100.00%
Under Votes: 256			
Over Votes: 0			
Pauline Brabon		**60**	**45.45%**
Ronald Brabon		**72**	**54.55%**
Write-In		0	0.00%
	Total ...	**132**	**100.00%**

REP - Butman Twp Pct Delegate Rep	(1)	1/1	100.00%
Under Votes: 1924			
Over Votes: 0			
Randall Clough		**181**	**13.48%**
Ron Fisher		**185**	**13.78%**
Michael C. Mahaffy		**270**	**20.10%**
Harold B. Marble		**169**	**12.58%**
Rosemary N. Marble		**170**	**12.66%**
John C. Willsey		**170**	**12.66%**
Jane O. Willsey		**169**	**12.58%**
Write-In		**29**	**2.16%**
	Total ...	**1,343**	**100.00%**

REP - Clement Twp Pct Delegate Rep	(0)	0/1	0.00%
Under Votes: 210			
Over Votes: 0			
Write-In		0	0.00%
	Total ...	**0**	**0.00%**

REP - Gladwin Twp Pct 1 Delegate Rep (1) 1/1 100.00%

Under Votes: 316		
Over Votes: 0		
John Vanderhagen	**78**	**50.32%**
Peggy Vanderhagen	**76**	**49.03%**
Write-In	**1**	**0.65%**
Total ...	**155**	**100.00%**

REP - Grim Twp Pct Delegate Rep (1) 1/1 100.00%

Under Votes: 9		
Over Votes: 0		
Write-In	**1**	**100.00%**
Total ...	**1**	**100.00%**

REP - Grout Twp Pct Delegate Rep (1) 1/1 100.00%

Under Votes: 556		
Over Votes: 0		
Don Birgel	**152**	**15.42%**
Linda Birgel	**161**	**16.33%**
Darlene L. Conner	**190**	**19.27%**
Chuck Norris	**153**	**15.52%**
LaVel I. Smith	**165**	**16.73%**
William E. Smith	**163**	**16.53%**
Write-In	2	0.20%
Total ...	**986**	**100.00%**

REP - Hay Twp Pct Delegate Rep (1) 1/1 100.00%

Under Votes: 221		
Over Votes: 0		
Brandon Wright	**51**	**100.00%**
Write-In	0	0.00%
Total ...	**51**	**100.00%**

REP - Sage Twp Pct Delegate Rep (1) 1/1 100.00%

Under Votes: 1404		
Over Votes: 0		
Laura E. Flach	**170**	**40.48%**
Deborah K Willford	**123**	**29.29%**
Louis J Willford	**127**	**30.24%**
Write-In	0	0.00%
Total ...	**420**	**100.00%**

REP - Secord Twp Pct Delegate Rep (1) 1/1 100.00%

Under Votes: 513		
Over Votes: 0		
Write-In	**12**	**100.00%**
Total ...	**12**	**100.00%**

REP - Sherman Twp Pct Delegate Rep (1) 1/1 100.00%

Under Votes: 238		
Over Votes: 0		
Barbara Schafer	**71**	**51.82%**
Robert Schafer	**64**	**46.72%**
Write-In	**2**	**1.46%**
Total ...	**137**	**100.00%**

REP - Tobacco Twp Pct 1 Delegate Rep (1) 1/1 100.00%

Under Votes: 1077		
Over Votes: 0		
Kathy J. Barre	**71**	**22.54%**
Lawrence Barre	**71**	**22.54%**
Karen L. Keeley	**86**	**27.30%**
John Sydenstricker	**85**	**26.98%**
Write-In	**2**	**0.63%**
Total ...	**315**	**100.00%**

DEM - Representative in Congress 4th Di (20) 20/20 100.00%

Under Votes: 1076		
Over Votes: 0		
Write-In	**346**	**100.00%**
Total ...	**346**	**100.00%**

DEM - Representative in State Legislatur (20) 20/20 100.00%

Under Votes: 294		
Over Votes: 8		
Robert C. Corbett	474	42.32%
Robert Townsend	**642**	**57.32%**
Write-In	4	0.36%
Total ...	**1,120**	**100.00%**

DEM - Prosecuting Attorney (20) 20/20 100.00%

Under Votes: 1303		
Over Votes: 0		
Write-In	**119**	**100.00%**
Total ...	**119**	**100.00%**

DEM - County Sheriff	(20)	20/20	100.00%
Under Votes: 166			
Over Votes: 1			
Michael Shea		**1,251**	**99.68%**
Write-In		4	0.32%
	Total ...	**1,255**	**100.00%**

DEM - County Clerk	(20)	20/20	100.00%
Under Votes: 209			
Over Votes: 1			
Laura Brandon-Maveal		**1,209**	**99.75%**
Write-In		3	0.25%
	Total ...	**1,212**	**100.00%**

DEM - County Treasurer	(20)	20/20	100.00%
Under Votes: 221			
Over Votes: 1			
Christy Van Tiem		**1,194**	**99.50%**
Write-In		6	0.50%
	Total ...	**1,200**	**100.00%**

DEM - County Register of Deeds	(20)	20/20	100.00%
Under Votes: 218			
Over Votes: 0			
Ann Manning		**1,203**	**99.92%**
Write-In		1	0.08%
	Total ...	**1,204**	**100.00%**

DEM - County Road Commissioner	(20)	20/20	100.00%
Under Votes: 196			
Over Votes: 5			
Marti Miller		412	33.74%
Robert Pettit		330	27.03%
Larry Thorington		**476**	**38.98%**
Write-In		3	0.25%
	Total ...	**1,221**	**100.00%**

DEM - County Drain Commissioner	(20)	20/20	100.00%
Under Votes: 252			
Over Votes: **4**			
Justin W Eastman		576	49.40%
Ryan Simpson		**586**	**50.26%**
Write-In		4	0.34%
	Total ...	**1,166**	**100.00%**

DEM - County Commissioner 1st District	(4)	4/4	100.00%
Under Votes: 223			
Over Votes: 0			
Write-In		**18**	**100.00%**
	Total ...	**18**	**100.00%**

DEM - County Commissioner 2nd Distric	(5)	5/5	100.00%
Under Votes: 40			
Over Votes: 0			
Terry L. Walters		**193**	**99.48%**
Write-In		1	0.52%
	Total ...	**194**	**100.00%**

DEM - County Commissioner 3rd District	(5)	5/5	100.00%
Under Votes: 119			
Over Votes: 0			
Sandra Aultman		**282**	**98.95%**
Write-In		3	1.05%
	Total ...	**285**	**100.00%**

DEM - County Commissioner 4th District	(3)	3/3	100.00%
Under Votes: 310			
Over Votes: 0			
Write-In		**25**	**100.00%**
	Total ...	**25**	**100.00%**

DEM - County Commissioner 5th District	(3)	3/3	100.00%
Under Votes: 190			
Over Votes: 0			
Write-In		**18**	**100.00%**
	Total ...	**18**	**100.00%**

DEM - Beaverton Township Supervisor	(1)	1/1	100.00%
Under Votes: 25			
Over Votes: 0			
Timothy Mickler		**53**	**100.00%**
Write-In		0	0.00%
	Total ...	**53**	**100.00%**

DEM - Beaverton Township Clerk	(1)	1/1	100.00%
Under Votes: 21			
Over Votes: 0			
Madalyn J. Hubble		**57**	**100.00%**
Write-In		0	0.00%
	Total ...	**57**	**100.00%**

DEM - Beaverton Township Treasurer	(1)	1/1 100.00%
Under Votes: 75		
Over Votes: 0		
Write-In		**3 100.00%**
	Total ...	**3 100.00%**

DEM - Beaverton Township Trustee	(1)	1/1 100.00%
Under Votes: 152		
Over Votes: 0		
Write-In		**4 100.00%**
	Total ...	**4 100.00%**

DEM - Bentley Township Supervisor	(1)	1/1 100.00%
Under Votes: 13		
Over Votes: 0		
Brad Neumeyer II		**51 100.00%**
Write-In		0 0.00%
	Total ...	**51 100.00%**

DEM - Bentley Township Clerk	(1)	1/1 100.00%
Under Votes: 18		
Over Votes: 0		
Jennifer Buczek		**46 100.00%**
Write-In		0 0.00%
	Total ...	**46 100.00%**

DEM - Bentley Township Treasurer	(1)	1/1 100.00%
Under Votes: 14		
Over Votes: 0		
Sharon Roy-Krahner		**50 100.00%**
Write-In		0 0.00%
	Total ...	**50 100.00%**

DEM - Bentley Township Trustee	(1)	1/1 100.00%
Under Votes: 44		
Over Votes: 0		
Thomas J Raushi		**45 53.57%**
Thomas Shepard		**39 46.43%**
Write-In		0 0.00%
	Total ...	**84 100.00%**

DEM - Billings Township Supervisor	(1)	1/1 100.00%
Under Votes: 26		
Over Votes: 0		
Larry Grell		**173 97.74%**

DEM - Billings Township Supervisor (cc	(1)	1/1 100.00%
Write-In		4 2.26%
	Total ...	**177 100.00%**

DEM - Billings Township Clerk	(1)	1/1 100.00%
Under Votes: 25		
Over Votes: 1		
Daniel A Zunich		**176 99.44%**
Write-In		1 0.56%
	Total ...	**177 100.00%**

DEM - Billings Township Treasurer	(1)	1/1 100.00%
Under Votes: 28		
Over Votes: 0		
Larry Nelson		**174 99.43%**
Write-In		1 0.57%
	Total ...	**175 100.00%**

DEM - Billings Township Trustee	(1)	1/1 100.00%
Under Votes: 130		
Over Votes: 0		
Brian Johnson		**145 52.54%**
Carl Malott		**128 46.38%**
Write-In		3 1.09%
	Total ...	**276 100.00%**

DEM - Billings Township Constable	(1)	1/1 100.00%
Under Votes: 37		
Over Votes: 0		
Richard Schroeder		**165 99.40%**
Write-In		1 0.60%
	Total ...	**166 100.00%**

DEM - Bourret Township Supervisor	(1)	1/1 100.00%
Under Votes: 14		
Over Votes: 0		
Dale L Taylor		**22 100.00%**
Write-In		0 0.00%
	Total ...	**22 100.00%**

DEM - Bourret Township Clerk	(1)	1/1 100.00%
Under Votes: 7		
Over Votes: 0		
Lisa Ball		**29 100.00%**

DEM - Bourret Township Clerk (cont'd...	(0)	0/1	0.00%
Write-In		0	0.00%
	Total ...	29	100.00%

DEM - Bourret Township Treasurer	(1)	1/1	100.00%
Under Votes: 7			
Over Votes: 0			
Connie Bruce		**29**	**100.00%**
Write-In		0	0.00%
	Total ...	29	100.00%

DEM - Bourret Township Trustee	(1)	1/1	100.00%
Under Votes: 11			
Over Votes: 2			
Terry Bruce		**22**	**37.29%**
Jack DeRosa		16	27.12%
Terry Hargraves		**21**	**35.59%**
Write-In		0	0.00%
	Total ...	59	100.00%

DEM - Buckeye Township Supervisor	(1)	1/1	100.00%
Under Votes: 15			
Over Votes: 0			
Kevin VanTiem		**64**	**96.97%**
Write-In		2	3.03%
	Total ...	66	100.00%

DEM - Buckeye Township Clerk	(1)	1/1	100.00%
Under Votes: 76			
Over Votes: 0			
Write-In		**5**	**100.00%**
	Total ...	5	100.00%

DEM - Buckeye Township Treasurer	(1)	1/1	100.00%
Under Votes: 22			
Over Votes: 0			
Elizabeth J Looker		**58**	**98.31%**
Write-In		1	1.69%
	Total ...	59	100.00%

DEM - Buckeye Township Trustee	(1)	1/1	100.00%
Under Votes: 154			
Over Votes: 0			
Write-In		**8**	**100.00%**
	Total ...	8	100.00%

DEM - Buckeye Township Constable	(1)	1/1	100.00%
Under Votes: 12			
Over Votes: 0			
Roger G Geno		**36**	**52.17%**
Scott A Pero		32	46.38%
Write-In		1	1.45%
	Total ...	69	100.00%

DEM - Butman Township Supervisor	(1)	1/1	100.00%
Under Votes: 119			
Over Votes: 0			
Write-In		**8**	**100.00%**
	Total ...	8	100.00%

DEM - Butman Township Clerk	(1)	1/1	100.00%
Under Votes: 23			
Over Votes: 0			
Richard A Bloom		**104**	**100.00%**
Write-In		0	0.00%
	Total ...	104	100.00%

DEM - Butman Township Treasurer	(1)	1/1	100.00%
Under Votes: 11			
Over Votes: 0			
Susie W. Ruppert		**115**	**99.14%**
Write-In		1	0.86%
	Total ...	116	100.00%

DEM - Butman Township Trustee	(1)	1/1	100.00%
Under Votes: 244			
Over Votes: 0			
Write-In		**10**	**100.00%**
	Total ...	10	100.00%

DEM - Clement Township Supervisor	(1)	1/1	100.00%
Under Votes: 10			
Over Votes: 0			
Karon Hoffman		**24**	**100.00%**
Write-In		0	0.00%
	Total ...	24	100.00%

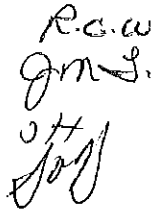

DEM - Clement Township Clerk	(1)	1/1	100.00%
Under Votes: 32			
Over Votes: 0			
Write-In		**2**	**100.00%**
	Total ...	**2**	**100.00%**

DEM - Clement Township Treasurer	(1)	1/1	100.00%
Under Votes: 32			
Over Votes: 0			
Write-In		**2**	**100.00%**
	Total ...	**2**	**100.00%**

DEM - Clement Township Trustee	(1)	1/1	100.00%
Under Votes: 43			
Over Votes: 0			
Jacklyn Anderson		**24**	**96.00%**
Write-In		**1**	**4.00%**
	Total ...	**25**	**100.00%**

DEM - Clement Township Constable	(1)	1/1	100.00%
Under Votes: 28			
Over Votes: 0			
William O. Briggs		**19**	**47.50%**
Melvin Griffith		**21**	**52.50%**
Write-In		0	0.00%
	Total ...	**40**	**100.00%**

DEM - Gladwin Township Supervisor	(1)	1/1	100.00%
Under Votes: 33			
Over Votes: 0			
Write-In		**2**	**100.00%**
	Total ...	**2**	**100.00%**

DEM - Gladwin Township Clerk	(1)	1/1	100.00%
Under Votes: 32			
Over Votes: 0			
Write-In		**3**	**100.00%**
	Total ...	**3**	**100.00%**

DEM - Gladwin Township Treasurer	(1)	1/1	100.00%
Under Votes: 33			
Over Votes: 0			
Write-In		**2**	**100.00%**
	Total ...	**2**	**100.00%**

DEM - Gladwin Township Trustee	(1)	1/1	100.00%
Under Votes: 68			
Over Votes: 0			
Write-In		**2**	**100.00%**
	Total ...	**2**	**100.00%**

DEM - Grim Township Supervisor	(0)	0/1	0.00%
Under Votes: 6			
Over Votes: 0			
Write-In		0	0.00%
	Total ...	**0**	**0.00%**

DEM - Grim Township Clerk	(0)	0/1	0.00%
Under Votes: 6			
Over Votes: 0			
Write-In		0	0.00%
	Total ...	**0**	**0.00%**

DEM - Grim Township Treasurer	(1)	1/1	100.00%
Under Votes: 1			
Over Votes: 0			
Linda Lyons		**5**	**100.00%**
Write-In		0	0.00%
	Total ...	**5**	**100.00%**

DEM - Grim Township Trustee	(1)	1/1	100.00%
Under Votes: 7			
Over Votes: 0			
Basil Lyons		**5**	**100.00%**
Write-In		0	0.00%
	Total ...	**5**	**100.00%**

DEM - Grout Township Supervisor	(1)	1/1	100.00%
Under Votes: 70			
Over Votes: 0			
Write-In		**10**	**100.00%**
	Total ...	**10**	**100.00%**

DEM - Grout Township Clerk	(1)	1/1	100.00%
Under Votes: 70			
Over Votes: 0			
Write-In		**10**	**100.00%**
	Total ...	**10**	**100.00%**

DEM - Grout Township Treasurer	(1)	1/1 100.00%
Under Votes: 70		
Over Votes: 0		
Write-In		**10 100.00%**
	Total ...	**10 100.00%**

DEM - Grout Township Trustee	(1)	1/1 100.00%
Under Votes: 66		
Over Votes: 0		
Shirley M George		**36 38.30%**
Jennette Govitz		**57 60.64%**
Write-In		1 1.06%
	Total ...	**94 100.00%**

DEM - Hay Township Supervisor	(1)	1/1 100.00%
Under Votes: 28		
Over Votes: 0		
Tom Olson		**58 96.67%**
Write-In		2 3.33%
	Total ...	**60 100.00%**

DEM - Hay Township Clerk	(1)	1/1 100.00%
Under Votes: 26		
Over Votes: 0		
Sandra Priemer		**62 100.00%**
Write-In		0 0.00%
	Total ...	**62 100.00%**

DEM - Hay Township Treasurer	(1)	1/1 100.00%
Under Votes: 25		
Over Votes: 0		
Diane Kludt		**63 100.00%**
Write-In		0 0.00%
	Total ...	**63 100.00%**

DEM - Hay Township Trustee	(1)	1/1 100.00%
Under Votes: 59		
Over Votes: 0		
Randall Claypool		27 23.08%
Steve Monaghan		**49 41.88%**
Mark L. Mudge		**41 35.04%**
Write-In		0 0.00%
	Total ...	**117 100.00%**

DEM - Sage Township Supervisor	(1)	1/1 100.00%
Under Votes: 109		
Over Votes: 0		
Write-In		**10 100.00%**
	Total ...	**10 100.00%**

DEM - Sage Township Clerk	(1)	1/1 100.00%
Under Votes: 110		
Over Votes: 0		
Write-In		**9 100.00%**
	Total ...	**9 100.00%**

DEM - Sage Township Treasurer	(1)	1/1 100.00%
Under Votes: 110		
Over Votes: 0		
Write-In		**9 100.00%**
	Total ...	**9 100.00%**

DEM - Sage Township Trustee	(1)	1/1 100.00%
Under Votes: 226		
Over Votes: 0		
Write-In		**12 100.00%**
	Total ...	**12 100.00%**

DEM - Secord Township Supervisor	(1)	1/1 100.00%
Under Votes: 24		
Over Votes: 0		
Colin G Combs		**70 98.59%**
Write-In		1 1.41%
	Total ...	**71 100.00%**

DEM - Secord Township Clerk	(1)	1/1 100.00%
Under Votes: 16		
Over Votes: 0		
Kathy Wilton		**78 98.73%**
Write-In		1 1.27%
	Total ...	**79 100.00%**

DEM - Secord Township Treasurer	(1)	1/1 100.00%
Under Votes: 22		
Over Votes: 0		
Jim Cooper		**72 98.63%**
Write-In		1 1.37%
	Total ...	**73 100.00%**

DEM - Secord Township Trustee	(1)	1/1 100.00%
Under Votes: 184		
Over Votes: 0		
Write-In		**6 100.00%**
	Total ...	**6 100.00%**

DEM - Secord Township Constable	(1)	1/1 100.00%
Under Votes: 121		
Over Votes: 0		
Maxine M Larson		**69 100.00%**
Write-In		0 0.00%
	Total ...	**69 100.00%**

DEM - Sherman Township Supervisor	(1)	1/1 100.00%
Under Votes: 42		
Over Votes: 0		
Write-In		**3 100.00%**
	Total ...	**3 100.00%**

DEM - Sherman Township Clerk	(1)	1/1 100.00%
Under Votes: 43		
Over Votes: 0		
Write-In		**2 100.00%**
	Total ...	**2 100.00%**

DEM - Sherman Township Treasurer	(1)	1/1 100.00%
Under Votes: 44		
Over Votes: 0		
Write-In		**1 100.00%**
	Total ...	**1 100.00%**

DEM - Sherman Township Trustee	(1)	1/1 100.00%
Under Votes: 89		
Over Votes: 0		
Write-In		**1 100.00%**
	Total ...	**1 100.00%**

DEM - Tobacco Township Supervisor	(1)	1/1 100.00%
Under Votes: 56		
Over Votes: 0		
William Clark		**110 100.00%**
Write-In		0 0.00%
	Total ...	**110 100.00%**

DEM - Tobacco Township Clerk	(1)	1/1 100.00%
Under Votes: 29		
Over Votes: 0		
Roshelle M Brubaker		**137 100.00%**
Write-In		0 0.00%
	Total ...	**137 100.00%**

DEM - Tobacco Township Treasurer	(1)	1/1 100.00%
Under Votes: 36		
Over Votes: 0		
Judy Wyse		**130 100.00%**
Write-In		0 0.00%
	Total ...	**130 100.00%**

DEM - Tobacco Township Trustee	(1)	1/1 100.00%
Under Votes: 211		
Over Votes: 0		
John C. Blades		**121 100.00%**
Write-In		0 0.00%
	Total ...	**121 100.00%**

DEM - City of Beaverton Pct 1 Delegate D	(1)	1/1 100.00%
Under Votes: 106		
Over Votes: 0		
Edward D. Rachwitz		**41 93.18%**
Write-In		**3 6.82%**
	Total ...	**44 100.00%**

DEM - City of Gladwin Pct 1 Delegate Del	(2)	2/2 100.00%
Under Votes: 53		
Over Votes: 0		
Write-In		**10 100.00%**
	Total ...	**10 100.00%**

DEM - City of Gladwin Pct 2 Delegate Del	(2)	2/2 100.00%
Under Votes: 49		
Over Votes: 0		
Write-In		**3 100.00%**
	Total ...	**3 100.00%**

DEM - Beaverton Twp Pct Delegate Dem	(1)	1/1 100.00%
Under Votes: 74		
Over Votes: 0		
Write-In		**4 100.00%**
	Total ...	**4 100.00%**

DEM - Bentley Twp Pct Delegate Dem	(1)	1/1	100.00%
Under Votes: 62			
Over Votes: 0			
Write-In		**2**	**100.00%**
	Total ...	**2**	**100.00%**

DEM - Billings Twp Pct Delegate Dem	(1)	1/1	100.00%
Under Votes: 391			
Over Votes: 0			
Write-In		**15**	**100.00%**
	Total ...	**15**	**100.00%**

DEM - Bourret Twp Pct Delegate Dem	(1)	1/1	100.00%
Under Votes: 33			
Over Votes: 0			
Write-In		**3**	**100.00%**
	Total ...	**3**	**100.00%**

DEM - Buckeye Twp Pct Delegate Dem	(1)	1/1	100.00%
Under Votes: 75			
Over Votes: 0			
Write-In		**6**	**100.00%**
	Total ...	**6**	**100.00%**

DEM - Butman Twp Pct Delegate Dem	(1)	1/1	100.00%
Under Votes: 242			
Over Votes: 0			
Write-In		**12**	**100.00%**
	Total ...	**12**	**100.00%**

DEM - Clement Twp Pct Delegate Dem	(1)	1/1	100.00%
Under Votes: 32			
Over Votes: 0			
Write-In		**2**	**100.00%**
	Total ...	**2**	**100.00%**

DEM - Gladwin Twp Pct 1 Delegate Dem	(1)	1/1	100.00%
Under Votes: 34			
Over Votes: 0			
Write-In		**1**	**100.00%**
	Total ...	**1**	**100.00%**

DEM - Grim Twp Pct Delegate Dem	(0)	0/1	0.00%
Under Votes: 6			
Over Votes: 0			
Write-In		0	0.00%
	Total ...	**0**	**0.00%**

DEM - Grout Twp Pct Delegate Dem	(1)	1/1	100.00%
Under Votes: 71			
Over Votes: 0			
Write-In		**9**	**100.00%**
	Total ...	**9**	**100.00%**

DEM - Hay Twp Pct Delegate Dem	(1)	1/1	100.00%
Under Votes: 170			
Over Votes: 0			
Write-In		**6**	**100.00%**
	Total ...	**6**	**100.00%**

DEM - Sage Twp Pct Delegate Dem	(1)	1/1	100.00%
Under Votes: 225			
Over Votes: 0			
Write-In		**13**	**100.00%**
	Total ...	**13**	**100.00%**

DEM - Secord Twp Pct Delegate Dem	(1)	1/1	100.00%
Under Votes: 182			
Over Votes: 0			
Write-In		**8**	**100.00%**
	Total ...	**8**	**100.00%**

DEM - Sherman Twp Pct Delegate Dem	(1)	1/1	100.00%
Under Votes: 8			
Over Votes: 0			
Linda L. Clark		**36**	**97.30%**
Write-In		1	2.70%
	Total ...	**37**	**100.00%**

DEM - Tobacco Twp Pct 1 Delegate Dem	(1)	1/1	100.00%
Under Votes: 322			
Over Votes: 0			
Write-In		**10**	**100.00%**
	Total ...	**10**	**100.00%**

Bentley Township Road Millage	(1)	1/1 100.00%
Under Votes: 1		
Over Votes: 0		
YES		**50 51.02%**
NO		48 48.98%
	Total ...	**98 100.00%**

Bentley Township Fire Millage	(1)	1/1 100.00%
Under Votes: 2		
Over Votes: 0		
YES		**56 57.73%**
NO		41 42.27%
	Total ...	**97 100.00%**

Billings Township Road Millage	(1)	1/1 100.00%
Under Votes: 16		
Over Votes: 0		
YES		181 46.17%
NO		**211 53.83%**
	Total ...	**392 100.00%**

Hay Township Millage	(1)	1/1 100.00%
Under Votes: 10		
Over Votes: 0		
YES		**105 69.54%**
NO		46 30.46%
	Total ...	**151 100.00%**

Buckeye Township Mosquito Proposal	(1)	1/1 100.00%
Under Votes: 12		
Over Votes: 0		
YES		**146 82.49%**
NO		31 17.51%
	Total ...	**177 100.00%**

District Library Fund Millage	(20)	20/20 100.00%
Under Votes: 500		
Over Votes: 1		
YES		**2,152 61.15%**
NO		1,367 38.85%
	Total ...	**3,519 100.00%**

Congressional Write - In 4th District Debra Wirth

Beaverton Township	Wirth	Debra	7
Bentley Township	Wirth	Debra	3
Billings Township	Wirth	Debra	10
	Wiltse		~~1~~
Bourret Township			
Buckeye Township	Wirth	Debra	2
Butman Township	Wirth	Debra	7
	Wright		~~1~~
	Worth	Debra	1
Butman Township 2	Wirth	Debra	1
Clement Township			
Gladwin Township	Wirth	Debra	2
Grim Township	Wirth	Debra	2
Grout Township	Wirth	Debra	4
Hay Township	Wirth	Debra	3
Sage Township	Wirth	Debra	1
Secord Township	Wirth	Debra	7
	Worth	Debra	1
	Wirt	Debra	1
	Will	Debra	~~1~~
Sherman Township	Wirth	Debra	2
Tobacco Township	Wirth	Debra	2
	Wirth	Debora	1
Beaverton City	Wirth	Debra	7
Gladwin City #1	Wirth	Debra	0
Gladwin City #2	Wirth	Debra	2
Gladwin City #3	Wirth	Debra	4
Gladwin City #4	Wirth	Debra	7

77

Tamara Blanda Mauer
Gladwin County Clerk

CANVASS OF VOTES CAST

AT THE ELECTION

HELD ON

August 2nd 2016

(DATE OF ELECTION)

AND CANVASSED BY THE BOARD OF CANVASSERS

OF Gogebic , _____ COUNTY, MICHIGAN

(NAME OF COUNTY, CITY, TOWNSHIP OR VILLAGE)

Order by Form No. M-38
CANVASSER BOOK
Specify whether General, Primary or Special Election

Statement of Votes Cast
Gogebic County, MI
2016 General Primary
SOVC For Jurisdiction Wide, All Counters, All Races

	TURN OUT			REP D1 Congress									
	Reg. Voters	Cards Cast	% Turnout	Reg. Voters	Times Counted	Total Votes	Jason Allen (REP)		Jack Bergman (REP)		Tom Casperson (REP)		Write-In Votes	
Jurisdiction Wide														
City of Bessemer, Precinct 1	1761	435	24.70%	1761	435	88	10	11.36%	42	47.73%	36	40.91%	0	0.00%
City of Ironwood, Precinct 1	1995	433	21.70%	1995	433	96	12	12.50%	33	34.38%	51	53.13%	0	0.00%
City of Ironwood, Precinct 2	2054	318	15.48%	2054	318	83	14	16.87%	28	33.73%	40	48.19%	1	1.20%
City of Ironwood, Precinct 3	725	118	16.28%	725	118	15	0	0.00%	6	40.00%	9	60.00%	0	0.00%
City of Wakefield, Precinct 1	1403	327	23.31%	1403	327	102	7	6.86%	44	43.14%	51	50.00%	0	0.00%
Bessemer Township, Precinct 1	1113	240	21.56%	1113	240	51	6	11.76%	15	29.41%	30	58.82%	0	0.00%
Erwin Township, Precinct 1	305	77	25.25%	305	77	23	2	8.70%	2	8.70%	19	82.61%	0	0.00%
Ironwood Charter Township, Precinct 1	2135	765	35.83%	2135	765	96	5	5.21%	38	39.58%	53	55.21%	0	0.00%
Marenisco Township, Precinct 1	556	111	19.96%	556	111	44	1	2.27%	11	25.00%	32	72.73%	0	0.00%
Wakefield Township, Precinct 1	260	78	30.00%	260	78	11	0	0.00%	5	45.45%	6	54.55%	0	0.00%
Watersmeet Township, Precinct 1	1488	177	11.90%	1488	177	104	3	2.88%	61	58.65%	40	38.46%	0	0.00%
Total	13795	3079	22.32%	13795	3079	713	60	8.42%	285	39.97%	367	51.47%	1	0.14%

Statement of Votes Cast
Gogebic County, MI
2016 General Primary
SOVC For Jurisdiction Wide, All Counters, All Races

	REP Watersmeet 1 Delegate					DEM D1 Congress									
	Reg. Voters	Times Counted	Total Votes	Write-In Votes		Reg. Voters	Times Counted	Total Votes	Jerry Cannon (DEM)		Lon Johnson (DEM)		Write-In Votes	
Jurisdiction Wide														
City of Bessemer, Precinct 1	-	-	-	-	-	1761	435	260	79	30.38%	178	68.46%	3	1.15%
City of Ironwood, Precinct 1	-	-	-	-	-	1995	433	238	66	27.73%	170	71.43%	2	0.84%
City of Ironwood, Precinct 2	-	-	-	-	-	2054	318	194	77	39.69%	117	60.31%	0	0.00%
City of Ironwood, Precinct 3	-	-	-	-	-	725	118	81	21	25.93%	59	72.84%	1	1.23%
City of Wakefield, Precinct 1	-	-	-	-	-	1403	327	175	73	41.71%	101	57.71%	1	0.57%
Bessemer Township, Precinct 1	-	-	-	-	-	1113	240	141	41	29.08%	98	69.50%	2	1.42%
Erwin Township, Precinct 1	-	-	-	-	-	305	77	44	22	50.00%	22	50.00%	0	0.00%
Ironwood Charter Township, Precinct 1	-	-	-	-	-	2135	765	478	132	27.62%	343	71.76%	3	0.63%
Marenisco Township, Precinct 1	-	-	-	-	-	556	111	37	20	54.05%	17	45.95%	0	0.00%
Wakefield Township, Precinct 1	-	-	-	-	-	260	78	49	19	38.78%	30	61.22%	0	0.00%
Watersmeet Township, Precinct 1	1488	177	8	8	100.00%	1488	177	55	23	41.82%	32	58.18%	0	0.00%
Total	1488	177	8	8	100.00%	13795	3079	1752	573	32.71%	1167	66.61%	12	0.68%

Statement of Votes Cast
Gogebic County, MI
2016 General Primary
SOVC For Jurisdiction Wide, All Counters, All Races

	REP D110 Representative						REP Prosecuting Attorney					
	Reg. Voters	Times Counted	Total Votes	Gregory Markkanen (REP)		Write-In Votes	Reg. Voters	Times Counted	Total Votes	Write-In Votes		
Jurisdiction Wide												
City of Bessemer, Precinct 1	1761	435	59	59	100.00%	0 0.00%	1761	435	2	2	100.00%	
City of Ironwood, Precinct 1	1995	433	66	66	100.00%	0 0.00%	1995	433	3	3	100.00%	
City of Ironwood, Precinct 2	2054	318	63	61	96.83%	2 3.17%	2054	318	7	7	100.00%	
City of Ironwood, Precinct 3	725	118	12	12	100.00%	0 0.00%	725	118	4	4	100.00%	
City of Wakefield, Precinct 1	1403	327	77	77	100.00%	0 0.00%	1403	327	6	6	100.00%	
Bessemer Township, Precinct 1	1113	240	37	36	97.30%	1 2.70%	1113	240	5	5	100.00%	
Erwin Township, Precinct 1	305	77	15	15	100.00%	0 0.00%	305	77	0	0	-	
Ironwood Charter Township, Precinct 1	2135	765	74	74	100.00%	0 0.00%	2135	765	13	13	100.00%	
Marenisco Township, Precinct 1	556	111	31	31	100.00%	0 0.00%	556	111	2	2	100.00%	
Wakefield Township, Precinct 1	260	78	10	10	100.00%	0 0.00%	260	78	1	1	100.00%	
Watersmeet Township, Precinct 1	1488	177	72	72	100.00%	0 0.00%	1488	177	14	14	100.00%	
Total	13795	3079	516	513	99.42%	3 0.58%	13795	3079	57	57	100.00%	

Statement of Votes Cast
Gogebic County, MI
2016 General Primary
SOVC For Jurisdiction Wide, All Counters, All Races

	DEM D110 Representative							DEM Prosecuting Attorney						
	Reg. Voters	Times Counted	Total Votes	Scott Dianda (DEM)		Write-In Votes		Reg. Voters	Times Counted	Total Votes	Nicholas J. Jacobs (DEM)		Write-In Votes	
Jurisdiction Wide														
City of Bessemer, Precinct 1	1761	435	250	250	100.00%	0	0.00%	1761	435	265	264	99.62%	1	0.38%
City of Ironwood, Precinct 1	1995	433	247	247	100.00%	0	0.00%	1995	433	266	264	99.25%	2	0.75%
City of Ironwood, Precinct 2	2054	318	191	191	100.00%	0	0.00%	2054	318	198	197	99.49%	1	0.51%
City of Ironwood, Precinct 3	725	118	79	79	100.00%	0	0.00%	725	118	86	86	100.00%	0	0.00%
City of Wakefield, Precinct 1	1403	327	199	199	100.00%	0	0.00%	1403	327	188	187	99.47%	1	0.53%
Bessemer Township, Precinct 1	1113	240	152	149	98.03%	3	1.97%	1113	240	148	147	99.32%	1	0.68%
Erwin Township, Precinct 1	305	77	51	51	100.00%	0	0.00%	305	77	52	52	100.00%	0	0.00%
Ironwood Charter Township, Precinct 1	2135	765	514	512	99.61%	2	0.39%	2135	765	550	547	99.45%	3	0.55%
Marenisco Township, Precinct 1	556	111	46	46	100.00%	0	0.00%	556	111	48	48	100.00%	0	0.00%
Wakefield Township, Precinct 1	260	78	53	53	100.00%	0	0.00%	260	78	54	54	100.00%	0	0.00%
Watersmeet Township, Precinct 1	1488	177	56	56	100.00%	0	0.00%	1488	177	51	51	100.00%	0	0.00%
Total	13795	3079	1838	1833	99.73%	5	0.27%	13795	3079	1906	1897	99.53%	9	0.47%

Statement of Votes Cast
Gogebic County, MI
2016 General Primary
SOVC For Jurisdiction Wide, All Counters, All Races

	REP County Sheriff					REP County Clerk-Reg Deeds					REP County Treasurer				
	Reg. Voters	Times Counted	Total Votes	Write-In Votes		Reg. Voters	Times Counted	Total Votes	Write-In Votes		Reg. Voters	Times Counted	Total Votes	Write-In Votes	
Jurisdiction Wide															
City of Bessemer, Precinct 1	1761	435	5	5	100.00%	1761	435	2	2	100.00%	1761	435	2	2	100.00%
City of Ironwood, Precinct 1	1995	433	6	6	100.00%	1995	433	4	4	100.00%	1995	433	4	4	100.00%
City of Ironwood, Precinct 2	2054	318	8	8	100.00%	2054	318	9	9	100.00%	2054	318	7	7	100.00%
City of Ironwood, Precinct 3	725	118	4	4	100.00%	725	118	2	2	100.00%	725	118	2	2	100.00%
City of Wakefield, Precinct 1	1403	327	4	4	100.00%	1403	327	3	3	100.00%	1403	327	3	3	100.00%
Bessemer Township, Precinct 1	1113	240	7	7	100.00%	1113	240	4	4	100.00%	1113	240	4	4	100.00%
Erwin Township, Precinct 1	305	77	0	0	-	305	77	0	0	-	305	77	0	0	-
Ironwood Charter Township, Precinct 1	2135	765	18	18	100.00%	2135	765	14	14	100.00%	2135	765	14	14	100.00%
Marenisco Township, Precinct 1	556	111	3	3	100.00%	556	111	2	2	100.00%	556	111	2	2	100.00%
Wakefield Township, Precinct 1	260	78	1	1	100.00%	260	78	1	1	100.00%	260	78	1	1	100.00%
Watersmeet Township, Precinct 1	1488	177	9	9	100.00%	1488	177	9	9	100.00%	1488	177	8	8	100.00%
Total	13795	3079	65	65	100.00%	13795	3079	50	50	100.00%	13795	3079	47	47	100.00%

Statement of Votes Cast
Gogebic County, MI
2016 General Primary
SOVC For Jurisdiction Wide, All Counters, All Races

	REP Drain Commissioner							REP Mine Inspector						
	Reg. Voters	Times Counted	Total Votes	James Loeper (REP)		Write-In Votes		Reg. Voters	Times Counted	Total Votes	Write-In Votes			
Jurisdiction Wide														
City of Bessemer, Precinct 1	1761	435	49	48	97.96%	1	2.04%	1761	435	2	2	100.00%		
City of Ironwood, Precinct 1	1995	433	51	51	100.00%	0	0.00%	1995	433	4	4	100.00%		
City of Ironwood, Precinct 2	2054	318	50	49	98.00%	1	2.00%	2054	318	8	8	100.00%		
City of Ironwood, Precinct 3	725	118	10	10	100.00%	0	0.00%	725	118	2	2	100.00%		
City of Wakefield, Precinct 1	1403	327	55	55	100.00%	0	0.00%	1403	327	0	0	-		
Bessemer Township, Precinct 1	1113	240	30	30	100.00%	0	0.00%	1113	240	4	4	100.00%		
Erwin Township, Precinct 1	305	77	11	11	100.00%	0	0.00%	305	77	0	0	-		
Ironwood Charter Township, Precinct 1	2135	765	58	58	100.00%	0	0.00%	2135	765	13	13	100.00%		
Marenisco Township, Precinct 1	556	111	22	22	100.00%	0	0.00%	556	111	2	2	100.00%		
Wakefield Township, Precinct 1	260	78	9	9	100.00%	0	0.00%	260	78	1	1	100.00%		
Watersmeet Township, Precinct 1	1488	177	62	62	100.00%	0	0.00%	1488	177	9	9	100.00%		
Total	13795	3079	407	405	99.51%	2	0.49%	13795	3079	45	45	100.00%		

Statement of Votes Cast
Gogebic County, MI
2016 General Primary
SOVC For Jurisdiction Wide, All Counters, All Races

	REP D1 Commissioner					REP D2 Commissioner					REP D3 Commissioner				
	Reg. Voters	Times Counted	Total Votes	Write-In Votes		Reg. Voters	Times Counted	Total Votes	Write-In Votes		Reg. Voters	Times Counted	Total Votes	Write-In Votes	
Jurisdiction Wide															
City of Bessemer, Precinct 1	-	-	-	-	-	-	-	-	-	-	-	-	-	-	-
City of Ironwood, Precinct 1	-	-	-	-	-	1995	433	4	4	100.00%	-	-	-	-	-
City of Ironwood, Precinct 2	-	-	-	-	-	-	-	-	-	-	2054	318	8	8	100.00%
City of Ironwood, Precinct 3	-	-	-	-	-	-	-	-	-	-	-	-	-	-	-
City of Wakefield, Precinct 1	-	-	-	-	-	-	-	-	-	-	-	-	-	-	-
Bessemer Township, Precinct 1	-	-	-	-	-	-	-	-	-	-	-	-	-	-	-
Erwin Township, Precinct 1	-	-	-	-	-	-	-	-	-	-	-	-	-	-	-
Ironwood Charter Township, Precinct 1	2135	765	15	15	100.00%	-	-	-	-	-	-	-	-	-	-
Marenisco Township, Precinct 1	-	-	-	-	-	-	-	-	-	-	-	-	-	-	-
Wakefield Township, Precinct 1	-	-	-	-	-	-	-	-	-	-	-	-	-	-	-
Watersmeet Township, Precinct 1	-	-	-	-	-	-	-	-	-	-	-	-	-	-	-
Total	2135	765	15	15	100.00%	1995	433	4	4	100.00%	2054	318	8	8	100.00%

Statement of Votes Cast
Gogebic County, MI
2016 General Primary
SOVC For Jurisdiction Wide, All Counters, All Races

	REP D4 Commissioner					REP D5 Commissioner					REP D6 Commissioner				
	Reg. Voters	Times Counted	Total Votes	Write-In Votes		Reg. Voters	Times Counted	Total Votes	Write-In Votes		Reg. Voters	Times Counted	Total Votes	Write-In Votes	
Jurisdiction Wide															
City of Bessemer, Precinct 1	-	-	-	-	-	1761	435	2	2	100.00%	-	-	-	-	-
City of Ironwood, Precinct 1	-	-	-	-	-	-	-	-	-	-	-	-	-	-	-
City of Ironwood, Precinct 2	-	-	-	-	-	-	-	-	-	-	-	-	-	-	-
City of Ironwood, Precinct 3	725	118	2	2	100.00%	-	-	-	-	-	-	-	-	-	-
City of Wakefield, Precinct 1	-	-	-	-	-	-	-	-	-	-	1403	327	1	1	100.00%
Bessemer Township, Precinct 1	871	199	3	3	100.00%	242	41	0	0	-	-	-	-	-	-
Erwin Township, Precinct 1	305	77	0	0	-	-	-	-	-	-	-	-	-	-	-
Ironwood Charter Township, Precinct 1	-	-	-	-	-	-	-	-	-	-	-	-	-	-	-
Marenisco Township, Precinct 1	-	-	-	-	-	-	-	-	-	-	-	-	-	-	-
Wakefield Township, Precinct 1	-	-	-	-	-	-	-	-	-	-	260	78	1	1	100.00%
Watersmeet Township, Precinct 1	-	-	-	-	-	-	-	-	-	-	-	-	-	-	-
Total	1901	394	5	5	100.00%	2003	476	2	2	100.00%	1663	405	2	2	100.00%

Statement of Votes Cast
Gogebic County, MI
2016 General Primary
SOVC For Jurisdiction Wide, All Counters, All Races

	REP D7 Commissioner					REP Bessemer Twp Supervisor					REP Bessemer Twp Clerk				
	Reg. Voters	Times Counted	Total Votes	Write-In Votes		Reg. Voters	Times Counted	Total Votes	Write-In Votes		Reg. Voters	Times Counted	Total Votes	Write-In Votes	
Jurisdiction Wide															
City of Bessemer, Precinct 1	-	-	-	-	-	-	-	-	-	-	-	-	-	-	-
City of Ironwood, Precinct 1	-	-	-	-	-	-	-	-	-	-	-	-	-	-	-
City of Ironwood, Precinct 2	-	-	-	-	-	-	-	-	-	-	-	-	-	-	-
City of Ironwood, Precinct 3	-	-	-	-	-	-	-	-	-	-	-	-	-	-	-
City of Wakefield, Precinct 1	-	-	-	-	-	-	-	-	-	-	-	-	-	-	-
Bessemer Township, Precinct 1	-	-	-	-	-	1113	240	4	4	100.00%	1113	240	3	3	100.00%
Erwin Township, Precinct 1	-	-	-	-	-	-	-	-	-	-	-	-	-	-	-
Ironwood Charter Township, Precinct 1	-	-	-	-	-	-	-	-	-	-	-	-	-	-	-
Marenisco Township, Precinct 1	556	111	2	2	100.00%	-	-	-	-	-	-	-	-	-	-
Wakefield Township, Precinct 1	-	-	-	-	-	-	-	-	-	-	-	-	-	-	-
Watersmeet Township, Precinct 1	1488	177	9	9	100.00%	-	-	-	-	-	-	-	-	-	-
Total	2044	288	11	11	100.00%	1113	240	4	4	100.00%	1113	240	3	3	100.00%

Statement of Votes Cast
Gogebic County, MI
2016 General Primary
SOVC For Jurisdiction Wide, All Counters, All Races

	REP Bessemer Twp Treasurer					REP Bessemer Twp Trustee						
	Reg. Voters	Times Counted	Total Votes	Write-In Votes		Reg. Voters	Times Counted	Total Votes	Beverly A. Ikola (REP)		Write-In Votes	
Jurisdiction Wide												
City of Bessemer, Precinct 1	-	-	-	-	-	-	-	-	-	-	-	-
City of Ironwood, Precinct 1	-	-	-	-	-	-	-	-	-	-	-	-
City of Ironwood, Precinct 2	-	-	-	-	-	-	-	-	-	-	-	-
City of Ironwood, Precinct 3	-	-	-	-	-	-	-	-	-	-	-	-
City of Wakefield, Precinct 1	-	-	-	-	-	-	-	-	-	-	-	-
Bessemer Township, Precinct 1	1113	240	3	3	100.00%	1113	240	34	32	94.12%	2	5.88%
Erwin Township, Precinct 1	-	-	-	-	-	-	-	-	-	-	-	-
Ironwood Charter Township, Precinct 1	-	-	-	-	-	-	-	-	-	-	-	-
Marenisco Township, Precinct 1	-	-	-	-	-	-	-	-	-	-	-	-
Wakefield Township, Precinct 1	-	-	-	-	-	-	-	-	-	-	-	-
Watersmeet Township, Precinct 1	-	-	-	-	-	-	-	-	-	-	-	-
Total	1113	240	3	3	100.00%	1113	240	34	32	94.12%	2	5.88%

Statement of Votes Cast
Gogebic County, MI
2016 General Primary
SOVC For Jurisdiction Wide, All Counters, All Races

	REP Erwin Twp Supervisor				REP Erwin Twp Clerk				REP Erwin Twp Treasurer			
	Reg. Voters	Times Counted	Total Votes	Write-In Votes	Reg. Voters	Times Counted	Total Votes	Write-In Votes	Reg. Voters	Times Counted	Total Votes	Write-In Votes
Jurisdiction Wide												
City of Bessemer, Precinct 1	-	-	-	-	-	-	-	-	-	-	-	-
City of Ironwood, Precinct 1	-	-	-	-	-	-	-	-	-	-	-	-
City of Ironwood, Precinct 2	-	-	-	-	-	-	-	-	-	-	-	-
City of Ironwood, Precinct 3	-	-	-	-	-	-	-	-	-	-	-	-
City of Wakefield, Precinct 1	-	-	-	-	-	-	-	-	-	-	-	-
Bessemer Township, Precinct 1	-	-	-	-	-	-	-	-	-	-	-	-
Erwin Township, Precinct 1	305	77	0	0	305	77	0	0	305	77	0	0
Ironwood Charter Township, Precinct 1	-	-	-	-	-	-	-	-	-	-	-	-
Marenisco Township, Precinct 1	-	-	-	-	-	-	-	-	-	-	-	-
Wakefield Township, Precinct 1	-	-	-	-	-	-	-	-	-	-	-	-
Watersmeet Township, Precinct 1	-	-	-	-	-	-	-	-	-	-	-	-
Total	305	77	0	0	305	77	0	0	305	77	0	0

Statement of Votes Cast
Gogebic County, MI
2016 General Primary
SOVC For Jurisdiction Wide, All Counters, All Races

	REP Erwin Twp Trustee									REP Ironwood Twp Supervisor				
	Reg. Voters	Times Counted	Total Votes	James H. Anderson (REP)		Ray R. Brown (REP)		Write-In Votes		Reg. Voters	Times Counted	Total Votes	Write-In Votes	
Jurisdiction Wide														
City of Bessemer, Precinct 1	-	-	-	-	-	-	-	-	-	-	-	-	-	-
City of Ironwood, Precinct 1	-	-	-	-	-	-	-	-	-	-	-	-	-	-
City of Ironwood, Precinct 2	-	-	-	-	-	-	-	-	-	-	-	-	-	-
City of Ironwood, Precinct 3	-	-	-	-	-	-	-	-	-	-	-	-	-	-
City of Wakefield, Precinct 1	-	-	-	-	-	-	-	-	-	-	-	-	-	-
Bessemer Township, Precinct 1	-	-	-	-	-	-	-	-	-	-	-	-	-	-
Erwin Township, Precinct 1	305	77	33	15	45.45%	18	54.55%	0	0.00%	-	-	-	-	-
Ironwood Charter Township, Precinct 1	-	-	-	-	-	-	-	-	-	2135	765	14	14	100.00%
Marenisco Township, Precinct 1	-	-	-	-	-	-	-	-	-	-	-	-	-	-
Wakefield Township, Precinct 1	-	-	-	-	-	-	-	-	-	-	-	-	-	-
Watersmeet Township, Precinct 1	-	-	-	-	-	-	-	-	-	-	-	-	-	-
Total	305	77	33	15	45.45%	18	54.55%	0	0.00%	2135	765	14	14	100.00%

Statement of Votes Cast
Gogebic County, MI
2016 General Primary
SOVC For Jurisdiction Wide, All Counters, All Races

	REP Ironwood Twp Clerk					REP Ironwood Twp Treasurer				
	Reg. Voters	Times Counted	Total Votes	Write-In Votes		Reg. Voters	Times Counted	Total Votes	Write-In Votes	
Jurisdiction Wide										
City of Bessemer, Precinct 1	-	-	-	-	-	-	-	-	-	-
City of Ironwood, Precinct 1	-	-	-	-	-	-	-	-	-	-
City of Ironwood, Precinct 2	-	-	-	-	-	-	-	-	-	-
City of Ironwood, Precinct 3	-	-	-	-	-	-	-	-	-	-
City of Wakefield, Precinct 1	-	-	-	-	-	-	-	-	-	-
Bessemer Township, Precinct 1	-	-	-	-	-	-	-	-	-	-
Erwin Township, Precinct 1	-	-	-	-	-	-	-	-	-	-
Ironwood Charter Township, Precinct 1	2135	765	12	12	100.00%	2135	765	13	13	100.00%
Marenisco Township, Precinct 1	-	-	-	-	-	-	-	-	-	-
Wakefield Township, Precinct 1	-	-	-	-	-	-	-	-	-	-
Watersmeet Township, Precinct 1	-	-	-	-	-	-	-	-	-	-
Total	2135	765	12	12	100.00%	2135	765	13	13	100.00%

Statement of Votes Cast
Gogebic County, MI
2016 General Primary
SOVC For Jurisdiction Wide, All Counters, All Races

	REP Ironwood Twp Trustee							REP Marenisco Twp Supervisor				
	Reg. Voters	Times Counted	Total Votes	Bev Michaels (REP)		Write-In Votes		Reg. Voters	Times Counted	Total Votes	Write-In Votes	
Jurisdiction Wide												
City of Bessemer, Precinct 1	-	-	-	-	-	-	-	-	-	-	-	-
City of Ironwood, Precinct 1	-	-	-	-	-	-	-	-	-	-	-	-
City of Ironwood, Precinct 2	-	-	-	-	-	-	-	-	-	-	-	-
City of Ironwood, Precinct 3	-	-	-	-	-	-	-	-	-	-	-	-
City of Wakefield, Precinct 1	-	-	-	-	-	-	-	-	-	-	-	-
Bessemer Township, Precinct 1	-	-	-	-	-	-	-	-	-	-	-	-
Erwin Township, Precinct 1	-	-	-	-	-	-	-	-	-	-	-	-
Ironwood Charter Township, Precinct 1	2135	765	69	59	85.51%	10	14.49%	-	-	-	-	-
Marenisco Township, Precinct 1	-	-	-	-	-	-	-	556	111	1	1	100.00%
Wakefield Township, Precinct 1	-	-	-	-	-	-	-	-	-	-	-	-
Watersmeet Township, Precinct 1	-	-	-	-	-	-	-	-	-	-	-	-
Total	2135	765	69	59	85.51%	10	14.49%	556	111	1	1	100.00%

Statement of Votes Cast
Gogebic County, MI
2016 General Primary
SOVC For Jurisdiction Wide, All Counters, All Races

	REP Marenisco Twp Clerk					REP Marenisco Twp Treasurer					REP Marenisco Twp Trustee				
	Reg. Voters	Times Counted	Total Votes	Write-In Votes		Reg. Voters	Times Counted	Total Votes	Write-In Votes		Reg. Voters	Times Counted	Total Votes	Write-In Votes	
Jurisdiction Wide															
City of Bessemer, Precinct 1	-	-	-	-	-	-	-	-	-	-	-	-	-	-	-
City of Ironwood, Precinct 1	-	-	-	-	-	-	-	-	-	-	-	-	-	-	-
City of Ironwood, Precinct 2	-	-	-	-	-	-	-	-	-	-	-	-	-	-	-
City of Ironwood, Precinct 3	-	-	-	-	-	-	-	-	-	-	-	-	-	-	-
City of Wakefield, Precinct 1	-	-	-	-	-	-	-	-	-	-	-	-	-	-	-
Bessemer Township, Precinct 1	-	-	-	-	-	-	-	-	-	-	-	-	-	-	-
Erwin Township, Precinct 1	-	-	-	-	-	-	-	-	-	-	-	-	-	-	-
Ironwood Charter Township, Precinct 1	-	-	-	-	-	-	-	-	-	-	-	-	-	-	-
Marenisco Township, Precinct 1	556	111	1	1	100.00%	556	111	1	1	100.00%	556	111	2	2	100.00%
Wakefield Township, Precinct 1	-	-	-	-	-	-	-	-	-	-	-	-	-	-	-
Watersmeet Township, Precinct 1	-	-	-	-	-	-	-	-	-	-	-	-	-	-	-
Total	556	111	1	1	100.00%	556	111	1	1	100.00%	556	111	2	2	100.00%

Statement of Votes Cast
Gogebic County, MI
2016 General Primary
SOVC For Jurisdiction Wide, All Counters, All Races

	REP Wakefield Twp Supervisor					REP Wakefield Twp Clerk					REP Wakefield Twp Treasurer				
	Reg. Voters	Times Counted	Total Votes	Write-In Votes		Reg. Voters	Times Counted	Total Votes	Write-In Votes		Reg. Voters	Times Counted	Total Votes	Write-In Votes	
Jurisdiction Wide															
City of Bessemer, Precinct 1	-	-	-	-	-	-	-	-	-	-	-	-	-	-	-
City of Ironwood, Precinct 1	-	-	-	-	-	-	-	-	-	-	-	-	-	-	-
City of Ironwood, Precinct 2	-	-	-	-	-	-	-	-	-	-	-	-	-	-	-
City of Ironwood, Precinct 3	-	-	-	-	-	-	-	-	-	-	-	-	-	-	-
City of Wakefield, Precinct 1	-	-	-	-	-	-	-	-	-	-	-	-	-	-	-
Bessemer Township, Precinct 1	-	-	-	-	-	-	-	-	-	-	-	-	-	-	-
Erwin Township, Precinct 1	-	-	-	-	-	-	-	-	-	-	-	-	-	-	-
Ironwood Charter Township, Precinct 1	-	-	-	-	-	-	-	-	-	-	-	-	-	-	-
Marenisco Township, Precinct 1	-	-	-	-	-	-	-	-	-	-	-	-	-	-	-
Wakefield Township, Precinct 1	260	78	1	1	100.00%	260	78	1	1	100.00%	260	78	1	1	100.00%
Watersmeet Township, Precinct 1	-	-	-	-	-	-	-	-	-	-	-	-	-	-	-
Total	260	78	1	1	100.00%	260	78	1	1	100.00%	260	78	1	1	100.00%

Statement of Votes Cast
Gogebic County, MI
2016 General Primary
SOVC For Jurisdiction Wide, All Counters, All Races

	REP Wakefield Twp Trustee				REP Watersmeet Twp Supervisor					REP Watersmeet Twp Clerk				
	Reg. Voters	Times Counted	Total Votes	Write-In Votes	Reg. Voters	Times Counted	Total Votes	Write-In Votes		Reg. Voters	Times Counted	Total Votes	Write-In Votes	
Jurisdiction Wide														
City of Bessemer, Precinct 1	-	-	-	-	-	-	-	-		-	-	-	-	
City of Ironwood, Precinct 1	-	-	-	-	-	-	-	-		-	-	-	-	
City of Ironwood, Precinct 2	-	-	-	-	-	-	-	-		-	-	-	-	
City of Ironwood, Precinct 3	-	-	-	-	-	-	-	-		-	-	-	-	
City of Wakefield, Precinct 1	-	-	-	-	-	-	-	-		-	-	-	-	
Bessemer Township, Precinct 1	-	-	-	-	-	-	-	-		-	-	-	-	
Erwin Township, Precinct 1	-	-	-	-	-	-	-	-		-	-	-	-	
Ironwood Charter Township, Precinct 1	-	-	-	-	-	-	-	-		-	-	-	-	
Marenisco Township, Precinct 1	-	-	-	-	-	-	-	-		-	-	-	-	
Wakefield Township, Precinct 1	260	78	0	0	-	-	-	-		-	-	-	-	
Watersmeet Township, Precinct 1	-	-	-	-	1488	177	9	9	100.00%	1488	177	7	7	100.00%
Total	260	78	0	0	1488	177	9	9	100.00%	1488	177	7	7	100.00%

Statement of Votes Cast
Gogebic County, MI
2016 General Primary
SOVC For Jurisdiction Wide, All Counters, All Races

	REP Watersmeet Twp Treasurer					REP Watersmeet Twp Trustee						
	Reg. Voters	Times Counted	Total Votes	Write-In Votes		Reg. Voters	Times Counted	Total Votes	Bill Neumann (REP)		Write-In Votes	
Jurisdiction Wide												
City of Bessemer, Precinct 1	-	-	-	-	-	-	-	-	-	-	-	-
City of Ironwood, Precinct 1	-	-	-	-	-	-	-	-	-	-	-	-
City of Ironwood, Precinct 2	-	-	-	-	-	-	-	-	-	-	-	-
City of Ironwood, Precinct 3	-	-	-	-	-	-	-	-	-	-	-	-
City of Wakefield, Precinct 1	-	-	-	-	-	-	-	-	-	-	-	-
Bessemer Township, Precinct 1	-	-	-	-	-	-	-	-	-	-	-	-
Erwin Township, Precinct 1	-	-	-	-	-	-	-	-	-	-	-	-
Ironwood Charter Township, Precinct 1	-	-	-	-	-	-	-	-	-	-	-	-
Marenisco Township, Precinct 1	-	-	-	-	-	-	-	-	-	-	-	-
Wakefield Township, Precinct 1	-	-	-	-	-	-	-	-	-	-	-	-
Watersmeet Township, Precinct 1	1488	177	7	7	100.00%	1488	177	71	69	97.18%	2	2.82%
Total	1488	177	7	7	100.00%	1488	177	71	69	97.18%	2	2.82%

Statement of Votes Cast
Gogebic County, MI
2016 General Primary
SOVC For Jurisdiction Wide, All Counters, All Races

	REP C Bessemer 1 Delegate					REP C Ironwood 1 Delegate						
	Reg. Voters	Times Counted	Total Votes	Write-In Votes		Reg. Voters	Times Counted	Total Votes	Charles E. Best (REP)		Write-In Votes	
Jurisdiction Wide												
City of Bessemer, Precinct 1	1761	435	9	9	100.00%	-	-	-	-	-	-	-
City of Ironwood, Precinct 1	-	-	-	-	-	1995	433	68	68	100.00%	0	0.00%
City of Ironwood, Precinct 2	-	-	-	-	-	-	-	-	-	-	-	-
City of Ironwood, Precinct 3	-	-	-	-	-	-	-	-	-	-	-	-
City of Wakefield, Precinct 1	-	-	-	-	-	-	-	-	-	-	-	-
Bessemer Township, Precinct 1	-	-	-	-	-	-	-	-	-	-	-	-
Erwin Township, Precinct 1	-	-	-	-	-	-	-	-	-	-	-	-
Ironwood Charter Township, Precinct 1	-	-	-	-	-	-	-	-	-	-	-	-
Marenisco Township, Precinct 1	-	-	-	-	-	-	-	-	-	-	-	-
Wakefield Township, Precinct 1	-	-	-	-	-	-	-	-	-	-	-	-
Watersmeet Township, Precinct 1	-	-	-	-	-	-	-	-	-	-	-	-
Total	1761	435	9	9	100.00%	1995	433	68	68	100.00%	0	0.00%

Statement of Votes Cast
Gogebic County, MI
2016 General Primary
SOVC For Jurisdiction Wide, All Counters, All Races

	REP C Ironwood 2 Delegate							REP C Ironwood 3 Delegate						
	Reg. Voters	Times Counted	Total Votes	Matthew Justinak (REP)		Write-In Votes		Reg. Voters	Times Counted	Total Votes	Write-In Votes			
Jurisdiction Wide														
City of Bessemer, Precinct 1	-	-	-	-	-	-	-	-	-	-	-	-	-	-
City of Ironwood, Precinct 1	-	-	-	-	-	-	-	-	-	-	-	-	-	-
City of Ironwood, Precinct 2	2054	318	66	64	96.97%	2	3.03%	-	-	-	-	-	-	-
City of Ironwood, Precinct 3	-	-	-	-	-	-	-	725	118	4	4	100.00%	-	-
City of Wakefield, Precinct 1	-	-	-	-	-	-	-	-	-	-	-	-	-	-
Bessemer Township, Precinct 1	-	-	-	-	-	-	-	-	-	-	-	-	-	-
Erwin Township, Precinct 1	-	-	-	-	-	-	-	-	-	-	-	-	-	-
Ironwood Charter Township, Precinct 1	-	-	-	-	-	-	-	-	-	-	-	-	-	-
Marenisco Township, Precinct 1	-	-	-	-	-	-	-	-	-	-	-	-	-	-
Wakefield Township, Precinct 1	-	-	-	-	-	-	-	-	-	-	-	-	-	-
Watersmeet Township, Precinct 1	-	-	-	-	-	-	-	-	-	-	-	-	-	-
Total	2054	318	66	64	96.97%	2	3.03%	725	118	4	4	100.00%	-	-

Statement of Votes Cast
Gogebic County, MI
2016 General Primary
SOVC For Jurisdiction Wide, All Counters, All Races

	REP C Wakefield 1 Delegate					REP Bessemer 1 Delegate					REP Erwin 1 Delegate				
	Reg. Voters	Times Counted	Total Votes	Write-In Votes		Reg. Voters	Times Counted	Total Votes	Write-In Votes		Reg. Voters	Times Counted	Total Votes	Write-In Votes	
Jurisdiction Wide															
City of Bessemer, Precinct 1	-	-	-	-	-	-	-	-	-	-	-	-	-	-	-
City of Ironwood, Precinct 1	-	-	-	-	-	-	-	-	-	-	-	-	-	-	-
City of Ironwood, Precinct 2	-	-	-	-	-	-	-	-	-	-	-	-	-	-	-
City of Ironwood, Precinct 3	-	-	-	-	-	-	-	-	-	-	-	-	-	-	-
City of Wakefield, Precinct 1	1403	327	16	16	100.00%	-	-	-	-	-	-	-	-	-	-
Bessemer Township, Precinct 1	-	-	-	-	-	1113	240	3	3	100.00%	-	-	-	-	-
Erwin Township, Precinct 1	-	-	-	-	-	-	-	-	-	-	305	77	0	0	-
Ironwood Charter Township, Precinct 1	-	-	-	-	-	-	-	-	-	-	-	-	-	-	-
Marenisco Township, Precinct 1	-	-	-	-	-	-	-	-	-	-	-	-	-	-	-
Wakefield Township, Precinct 1	-	-	-	-	-	-	-	-	-	-	-	-	-	-	-
Watersmeet Township, Precinct 1	-	-	-	-	-	-	-	-	-	-	-	-	-	-	-
Total	1403	327	16	16	100.00%	1113	240	3	3	100.00%	305	77	0	0	-

Statement of Votes Cast
Gogebic County, MI
2016 General Primary
SOVC For Jurisdiction Wide, All Counters, All Races

	REP Ironwood 1 Delegate					REP Marenisco 1 Delegate					REP Wakefield 1 Delegate				
	Reg. Voters	Times Counted	Total Votes	Write-In Votes		Reg. Voters	Times Counted	Total Votes	Write-In Votes		Reg. Voters	Times Counted	Total Votes	Write-In Votes	
Jurisdiction Wide															
City of Bessemer, Precinct 1	-	-	-	-	-	-	-	-	-	-	-	-	-	-	-
City of Ironwood, Precinct 1	-	-	-	-	-	-	-	-	-	-	-	-	-	-	-
City of Ironwood, Precinct 2	-	-	-	-	-	-	-	-	-	-	-	-	-	-	-
City of Ironwood, Precinct 3	-	-	-	-	-	-	-	-	-	-	-	-	-	-	-
City of Wakefield, Precinct 1	-	-	-	-	-	-	-	-	-	-	-	-	-	-	-
Bessemer Township, Precinct 1	-	-	-	-	-	-	-	-	-	-	-	-	-	-	-
Erwin Township, Precinct 1	-	-	-	-	-	-	-	-	-	-	-	-	-	-	-
Ironwood Charter Township, Precinct 1	2135	765	10	10	100.00%	-	-	-	-	-	-	-	-	-	-
Marenisco Township, Precinct 1	-	-	-	-	-	556	111	1	1	100.00%	-	-	-	-	-
Wakefield Township, Precinct 1	-	-	-	-	-	-	-	-	-	-	260	78	0	0	-
Watersmeet Township, Precinct 1	-	-	-	-	-	-	-	-	-	-	-	-	-	-	-
Total	2135	765	10	10	100.00%	556	111	1	1	100.00%	260	78	0	0	-

Statement of Votes Cast
Gogebic County, MI
2016 General Primary
SOVC For Jurisdiction Wide, All Counters, All Races

	DEM County Sheriff									DEM County Clerk-Reg Deeds								
	Reg. Voters	Times Counted	Total Votes	Gordon Koski (DEM)		Pete Matonich (DEM)		Write-In Votes		Reg. Voters	Times Counted	Total Votes	Gerry R. Pelissero (DEM)		Write-In Votes			
Jurisdiction Wide																		
City of Bessemer, Precinct 1	1761	435	327	20	6.12%	307	93.88%	0	0.00%	1761	435	281	281	100.00%	0	0.00%		
City of Ironwood, Precinct 1	1995	433	284	33	11.62%	251	88.38%	0	0.00%	1995	433	269	268	99.63%	1	0.37%		
City of Ironwood, Precinct 2	2054	318	215	30	13.95%	185	86.05%	0	0.00%	2054	318	191	191	100.00%	0	0.00%		
City of Ironwood, Precinct 3	725	118	99	8	8.08%	90	90.91%	1	1.01%	725	118	87	86	98.85%	1	1.15%		
City of Wakefield, Precinct 1	1403	327	216	19	8.80%	196	90.74%	1	0.46%	1403	327	198	197	99.49%	1	0.51%		
Bessemer Township, Precinct 1	1113	240	171	22	12.87%	149	87.13%	0	0.00%	1113	240	153	153	100.00%	0	0.00%		
Erwin Township, Precinct 1	305	77	53	4	7.55%	49	92.45%	0	0.00%	305	77	50	50	100.00%	0	0.00%		
Ironwood Charter Township, Precinct 1	2135	765	645	49	7.60%	595	92.25%	1	0.16%	2135	765	563	562	99.82%	1	0.18%		
Marenisco Township, Precinct 1	556	111	55	7	12.73%	48	87.27%	0	0.00%	556	111	51	51	100.00%	0	0.00%		
Wakefield Township, Precinct 1	260	78	66	5	7.58%	61	92.42%	0	0.00%	260	78	59	59	100.00%	0	0.00%		
Watersmeet Township, Precinct 1	1488	177	59	19	32.20%	40	67.80%	0	0.00%	1488	177	54	54	100.00%	0	0.00%		
Total	13795	3079	2190	216	9.86%	1971	90.00%	3	0.14%	13795	3079	1956	1952	99.80%	4	0.20%		

Statement of Votes Cast
Gogebic County, MI
2016 General Primary
SOVC For Jurisdiction Wide, All Counters, All Races

	DEM County Treasurer							DEM Drain Commissioner						
	Reg. Voters	Times Counted	Total Votes	Sue Pertile (DEM)		Write-In Votes		Reg. Voters	Times Counted	Total Votes	Write-In Votes			
Jurisdiction Wide														
City of Bessemer, Precinct 1	1761	435	265	265	100.00%	0	0.00%	1761	435	16	16	100.00%		
City of Ironwood, Precinct 1	1995	433	266	265	99.62%	1	0.38%	1995	433	16	16	100.00%		
City of Ironwood, Precinct 2	2054	318	193	193	100.00%	0	0.00%	2054	318	12	12	100.00%		
City of Ironwood, Precinct 3	725	118	86	86	100.00%	0	0.00%	725	118	5	5	100.00%		
City of Wakefield, Precinct 1	1403	327	195	194	99.49%	1	0.51%	1403	327	16	16	100.00%		
Bessemer Township, Precinct 1	1113	240	153	152	99.35%	1	0.65%	1113	240	8	8	100.00%		
Erwin Township, Precinct 1	305	77	48	48	100.00%	0	0.00%	305	77	2	2	100.00%		
Ironwood Charter Township, Precinct 1	2135	765	560	557	99.46%	3	0.54%	2135	765	29	29	100.00%		
Marenisco Township, Precinct 1	556	111	49	49	100.00%	0	0.00%	556	111	8	8	100.00%		
Wakefield Township, Precinct 1	260	78	60	60	100.00%	0	0.00%	260	78	5	5	100.00%		
Watersmeet Township, Precinct 1	1488	177	53	50	94.34%	3	5.66%	1488	177	4	4	100.00%		
Total	13795	3079	1928	1919	99.53%	9	0.47%	13795	3079	121	121	100.00%		

Statement of Votes Cast
Gogebic County, MI
2016 General Primary
SOVC For Jurisdiction Wide, All Counters, All Races

	DEM Mine Inspector					DEM D1 Commissioner						
	Reg. Voters	Times Counted	Total Votes	Write-In Votes		Reg. Voters	Times Counted	Total Votes	Dan Siirila (DEM)		Write-In Votes	
Jurisdiction Wide												
City of Bessemer, Precinct 1	1761	435	15	15	100.00%	-	-	-	-	-	-	-
City of Ironwood, Precinct 1	1995	433	19	19	100.00%	-	-	-	-	-	-	-
City of Ironwood, Precinct 2	2054	318	13	13	100.00%	-	-	-	-	-	-	-
City of Ironwood, Precinct 3	725	118	4	4	100.00%	-	-	-	-	-	-	-
City of Wakefield, Precinct 1	1403	327	16	16	100.00%	-	-	-	-	-	-	-
Bessemer Township, Precinct 1	1113	240	8	8	100.00%	-	-	-	-	-	-	-
Erwin Township, Precinct 1	305	77	2	2	100.00%	-	-	-	-	-	-	-
Ironwood Charter Township, Precinct 1	2135	765	26	26	100.00%	2135	765	503	500	99.40%	3	0.60%
Marenisco Township, Precinct 1	556	111	7	7	100.00%	-	-	-	-	-	-	-
Wakefield Township, Precinct 1	260	78	4	4	100.00%	-	-	-	-	-	-	-
Watersmeet Township, Precinct 1	1488	177	1	1	100.00%	-	-	-	-	-	-	-
Total	13795	3079	115	115	100.00%	2135	765	503	500	99.40%	3	0.60%

Statement of Votes Cast
Gogebic County, MI
2016 General Primary
SOVC For Jurisdiction Wide, All Counters, All Races

	DEM D2 Commissioner									DEM D3 Commissioner							
	Reg. Voters	Times Counted	Total Votes	Tom Laabs (DEM)		Dave Ramme (DEM)		Write-In Votes		Reg. Voters	Times Counted	Total Votes	James D. Oliver (DEM)		Write-In Votes		
Jurisdiction Wide																	
City of Bessemer, Precinct 1	-	-	-	-	-	-	-	-	-	-	-	-	-	-	-	-	-
City of Ironwood, Precinct 1	1995	433	273	183	67.03%	88	32.23%	2	0.73%	-	-	-	-	-	-	-	-
City of Ironwood, Precinct 2	-	-	-	-	-	-	-	-	-	2054	318	167	166	99.40%	1	0.60%	
City of Ironwood, Precinct 3	-	-	-	-	-	-	-	-	-	-	-	-	-	-	-	-	-
City of Wakefield, Precinct 1	-	-	-	-	-	-	-	-	-	-	-	-	-	-	-	-	-
Bessemer Township, Precinct 1	-	-	-	-	-	-	-	-	-	-	-	-	-	-	-	-	-
Erwin Township, Precinct 1	-	-	-	-	-	-	-	-	-	-	-	-	-	-	-	-	-
Ironwood Charter Township, Precinct 1	-	-	-	-	-	-	-	-	-	-	-	-	-	-	-	-	-
Marenisco Township, Precinct 1	-	-	-	-	-	-	-	-	-	-	-	-	-	-	-	-	-
Wakefield Township, Precinct 1	-	-	-	-	-	-	-	-	-	-	-	-	-	-	-	-	-
Watersmeet Township, Precinct 1	-	-	-	-	-	-	-	-	-	-	-	-	-	-	-	-	-
Total	1995	433	273	183	67.03%	88	32.23%	2	0.73%	2054	318	167	166	99.40%	1	0.60%	

Statement of Votes Cast
Gogebic County, MI
2016 General Primary
SOVC For Jurisdiction Wide, All Counters, All Races

	DEM D4 Commissioner							DEM D5 Commissioner						
	Reg. Voters	Times Counted	Total Votes	Jeffrey R. Wasley (DEM)		Write-In Votes		Reg. Voters	Times Counted	Total Votes	Joe Bonovetz (DEM)		Write-In Votes	
Jurisdiction Wide														
City of Bessemer, Precinct 1	-	-	-	-	-	-	-	1761	435	240	239	99.58%	1	0.42%
City of Ironwood, Precinct 1	-	-	-	-	-	-	-	-	-	-	-	-	-	-
City of Ironwood, Precinct 2	-	-	-	-	-	-	-	-	-	-	-	-	-	-
City of Ironwood, Precinct 3	725	118	78	78	100.00%	0	0.00%	-	-	-	-	-	-	-
City of Wakefield, Precinct 1	-	-	-	-	-	-	-	-	-	-	-	-	-	-
Bessemer Township, Precinct 1	871	199	112	112	100.00%	0	0.00%	242	41	21	21	100.00%	0	0.00%
Erwin Township, Precinct 1	305	77	46	45	97.83%	1	2.17%	-	-	-	-	-	-	-
Ironwood Charter Township, Precinct 1	-	-	-	-	-	-	-	-	-	-	-	-	-	-
Marenisco Township, Precinct 1	-	-	-	-	-	-	-	-	-	-	-	-	-	-
Wakefield Township, Precinct 1	-	-	-	-	-	-	-	-	-	-	-	-	-	-
Watersmeet Township, Precinct 1	-	-	-	-	-	-	-	-	-	-	-	-	-	-
Total	1901	394	236	235	99.58%	1	0.42%	2003	476	261	260	99.62%	1	0.38%

Statement of Votes Cast
Gogebic County, MI
2016 General Primary
SOVC For Jurisdiction Wide, All Counters, All Races

	DEM D6 Commissioner							DEM D7 Commissioner						
	Reg. Voters	Times Counted	Total Votes	Bob Orlich (DEM)		Write-In Votes		Reg. Voters	Times Counted	Total Votes	George Peterson III (DEM)		Write-In Votes	
Jurisdiction Wide														
City of Bessemer, Precinct 1	-	-	-	-	-	-	-	-	-	-	-	-	-	-
City of Ironwood, Precinct 1	-	-	-	-	-	-	-	-	-	-	-	-	-	-
City of Ironwood, Precinct 2	-	-	-	-	-	-	-	-	-	-	-	-	-	-
City of Ironwood, Precinct 3	-	-	-	-	-	-	-	-	-	-	-	-	-	-
City of Wakefield, Precinct 1	1403	327	183	182	99.45%	1	0.55%	-	-	-	-	-	-	-
Bessemer Township, Precinct 1	-	-	-	-	-	-	-	-	-	-	-	-	-	-
Erwin Township, Precinct 1	-	-	-	-	-	-	-	-	-	-	-	-	-	-
Ironwood Charter Township, Precinct 1	-	-	-	-	-	-	-	-	-	-	-	-	-	-
Marenisco Township, Precinct 1	-	-	-	-	-	-	-	556	111	36	36	100.00%	0	0.00%
Wakefield Township, Precinct 1	260	78	54	54	100.00%	0	0.00%	-	-	-	-	-	-	-
Watersmeet Township, Precinct 1	-	-	-	-	-	-	-	1488	177	50	48	96.00%	2	4.00%
Total	1663	405	237	236	99.58%	1	0.42%	2044	288	86	84	97.67%	2	2.33%

Statement of Votes Cast
Gogebic County, MI
2016 General Primary
SOVC For Jurisdiction Wide, All Counters, All Races

	DEM Bessemer Twp Supervisor							DEM Bessemer Twp Clerk						
	Reg. Voters	Times Counted	Total Votes	Jeffery C. Randall (DEM)		Write-In Votes		Reg. Voters	Times Counted	Total Votes	Debbie Janczak (DEM)		Write-In Votes	
Jurisdiction Wide														
City of Bessemer, Precinct 1	-	-	-	-	-	-	-	-	-	-	-	-	-	-
City of Ironwood, Precinct 1	-	-	-	-	-	-	-	-	-	-	-	-	-	-
City of Ironwood, Precinct 2	-	-	-	-	-	-	-	-	-	-	-	-	-	-
City of Ironwood, Precinct 3	-	-	-	-	-	-	-	-	-	-	-	-	-	-
City of Wakefield, Precinct 1	-	-	-	-	-	-	-	-	-	-	-	-	-	-
Bessemer Township, Precinct 1	1113	240	133	131	98.50%	2	1.50%	1113	240	132	131	99.24%	1	0.76%
Erwin Township, Precinct 1	-	-	-	-	-	-	-	-	-	-	-	-	-	-
Ironwood Charter Township, Precinct 1	-	-	-	-	-	-	-	-	-	-	-	-	-	-
Marenisco Township, Precinct 1	-	-	-	-	-	-	-	-	-	-	-	-	-	-
Wakefield Township, Precinct 1	-	-	-	-	-	-	-	-	-	-	-	-	-	-
Watersmeet Township, Precinct 1	-	-	-	-	-	-	-	-	-	-	-	-	-	-
Total	1113	240	133	131	98.50%	2	1.50%	1113	240	132	131	99.24%	1	0.76%

Statement of Votes Cast
Gogebic County, MI
2016 General Primary
SOVC For Jurisdiction Wide, All Counters, All Races

	DEM Bessemer Twp Treasurer							DEM Bessemer Twp Trustee						
	Reg. Voters	Times Counted	Total Votes	Jerry Grenfell (DEM)		Write-In Votes		Reg. Voters	Times Counted	Total Votes	Hope C. Tarnaski (DEM)		Write-In Votes	
Jurisdiction Wide														
City of Bessemer, Precinct 1	-	-	-	-	-	-	-	-	-	-	-	-	-	-
City of Ironwood, Precinct 1	-	-	-	-	-	-	-	-	-	-	-	-	-	-
City of Ironwood, Precinct 2	-	-	-	-	-	-	-	-	-	-	-	-	-	-
City of Ironwood, Precinct 3	-	-	-	-	-	-	-	-	-	-	-	-	-	-
City of Wakefield, Precinct 1	-	-	-	-	-	-	-	-	-	-	-	-	-	-
Bessemer Township, Precinct 1	1113	240	129	128	99.22%	1	0.78%	1113	240	130	127	97.69%	3	2.31%
Erwin Township, Precinct 1	-	-	-	-	-	-	-	-	-	-	-	-	-	-
Ironwood Charter Township, Precinct 1	-	-	-	-	-	-	-	-	-	-	-	-	-	-
Marenisco Township, Precinct 1	-	-	-	-	-	-	-	-	-	-	-	-	-	-
Wakefield Township, Precinct 1	-	-	-	-	-	-	-	-	-	-	-	-	-	-
Watersmeet Township, Precinct 1	-	-	-	-	-	-	-	-	-	-	-	-	-	-
Total	1113	240	129	128	99.22%	1	0.78%	1113	240	130	127	97.69%	3	2.31%

Statement of Votes Cast
Gogebic County, MI
2016 General Primary
SOVC For Jurisdiction Wide, All Counters, All Races

	DEM Erwin Twp Supervisor							DEM Erwin Twp Clerk						
	Reg. Voters	Times Counted	Total Votes	Larry A. Grimsby (DEM)		Write-In Votes		Reg. Voters	Times Counted	Total Votes	Vicky Finco (DEM)		Write-In Votes	
Jurisdiction Wide														
City of Bessemer, Precinct 1	-	-	-	-	-	-	-	-	-	-	-	-	-	-
City of Ironwood, Precinct 1	-	-	-	-	-	-	-	-	-	-	-	-	-	-
City of Ironwood, Precinct 2	-	-	-	-	-	-	-	-	-	-	-	-	-	-
City of Ironwood, Precinct 3	-	-	-	-	-	-	-	-	-	-	-	-	-	-
City of Wakefield, Precinct 1	-	-	-	-	-	-	-	-	-	-	-	-	-	-
Bessemer Township, Precinct 1	-	-	-	-	-	-	-	-	-	-	-	-	-	-
Erwin Township, Precinct 1	305	77	47	46	97.87%	1	2.13%	305	77	50	50	100.00%	0	0.00%
Ironwood Charter Township, Precinct 1	-	-	-	-	-	-	-	-	-	-	-	-	-	-
Marenisco Township, Precinct 1	-	-	-	-	-	-	-	-	-	-	-	-	-	-
Wakefield Township, Precinct 1	-	-	-	-	-	-	-	-	-	-	-	-	-	-
Watersmeet Township, Precinct 1	-	-	-	-	-	-	-	-	-	-	-	-	-	-
Total	305	77	47	46	97.87%	1	2.13%	305	77	50	50	100.00%	0	0.00%

Statement of Votes Cast
Gogebic County, MI
2016 General Primary
SOVC For Jurisdiction Wide, All Counters, All Races

	DEM Erwin Twp Treasurer							DEM Erwin Twp Trustee						
	Reg. Voters	Times Counted	Total Votes	Renee Hill (DEM)		Write-In Votes		Reg. Voters	Times Counted	Total Votes	William V. Hellen (DEM)		Write-In Votes	
Jurisdiction Wide														
City of Bessemer, Precinct 1	-	-	-	-	-	-	-	-	-	-	-	-	-	-
City of Ironwood, Precinct 1	-	-	-	-	-	-	-	-	-	-	-	-	-	-
City of Ironwood, Precinct 2	-	-	-	-	-	-	-	-	-	-	-	-	-	-
City of Ironwood, Precinct 3	-	-	-	-	-	-	-	-	-	-	-	-	-	-
City of Wakefield, Precinct 1	-	-	-	-	-	-	-	-	-	-	-	-	-	-
Bessemer Township, Precinct 1	-	-	-	-	-	-	-	-	-	-	-	-	-	-
Erwin Township, Precinct 1	305	77	49	49	100.00%	0	0.00%	305	77	49	49	100.00%	0	0.00%
Ironwood Charter Township, Precinct 1	-	-	-	-	-	-	-	-	-	-	-	-	-	-
Marenisco Township, Precinct 1	-	-	-	-	-	-	-	-	-	-	-	-	-	-
Wakefield Township, Precinct 1	-	-	-	-	-	-	-	-	-	-	-	-	-	-
Watersmeet Township, Precinct 1	-	-	-	-	-	-	-	-	-	-	-	-	-	-
Total	305	77	49	49	100.00%	0	0.00%	305	77	49	49	100.00%	0	0.00%

Statement of Votes Cast
Gogebic County, MI
2016 General Primary
SOVC For Jurisdiction Wide, All Counters, All Races

	DEM Ironwood Twp Supervisor									DEM Ironwood Twp Clerk							
	Reg. Voters	Times Counted	Total Votes	Steven Boyd (DEM)		Marvin LaGrew (DEM)		Write-In Votes		Reg. Voters	Times Counted	Total Votes	Mary Segalin (DEM)		Write-In Votes		
Jurisdiction Wide																	
City of Bessemer, Precinct 1	-	-	-	-	-	-	-	-	-	-	-	-	-	-	-	-	-
City of Ironwood, Precinct 1	-	-	-	-	-	-	-	-	-	-	-	-	-	-	-	-	-
City of Ironwood, Precinct 2	-	-	-	-	-	-	-	-	-	-	-	-	-	-	-	-	-
City of Ironwood, Precinct 3	-	-	-	-	-	-	-	-	-	-	-	-	-	-	-	-	-
City of Wakefield, Precinct 1	-	-	-	-	-	-	-	-	-	-	-	-	-	-	-	-	-
Bessemer Township, Precinct 1	-	-	-	-	-	-	-	-	-	-	-	-	-	-	-	-	-
Erwin Township, Precinct 1	-	-	-	-	-	-	-	-	-	-	-	-	-	-	-	-	-
Ironwood Charter Township, Precinct 1	2135	765	651	361	55.45%	288	44.24%	2	0.31%	2135	765	515	511	99.22%	4	0.78%	
Marenisco Township, Precinct 1	-	-	-	-	-	-	-	-	-	-	-	-	-	-	-	-	-
Wakefield Township, Precinct 1	-	-	-	-	-	-	-	-	-	-	-	-	-	-	-	-	-
Watersmeet Township, Precinct 1	-	-	-	-	-	-	-	-	-	-	-	-	-	-	-	-	-
Total	2135	765	651	361	55.45%	288	44.24%	2	0.31%	2135	765	515	511	99.22%	4	0.78%	

Statement of Votes Cast
Gogebic County, MI
2016 General Primary
SOVC For Jurisdiction Wide, All Counters, All Races

DEM Ironwood Twp Treasurer

	Reg. Voters	Times Counted	Total Votes	Jyl R Olson-DeRosso (DEM)		Maria L. Graser (DEM)		Write-In Votes	
Jurisdiction Wide									
City of Bessemer, Precinct 1	-	-	-	-	-	-	-	-	-
City of Ironwood, Precinct 1	-	-	-	-	-	-	-	-	-
City of Ironwood, Precinct 2	-	-	-	-	-	-	-	-	-
City of Ironwood, Precinct 3	-	-	-	-	-	-	-	-	-
City of Wakefield, Precinct 1	-	-	-	-	-	-	-	-	-
Bessemer Township, Precinct 1	-	-	-	-	-	-	-	-	-
Erwin Township, Precinct 1	-	-	-	-	-	-	-	-	-
Ironwood Charter Township, Precinct 1	2135	765	636	272	42.77%	356	55.97%	8	1.26%
Marenisco Township, Precinct 1	-	-	-	-	-	-	-	-	-
Wakefield Township, Precinct 1	-	-	-	-	-	-	-	-	-
Watersmeet Township, Precinct 1	-	-	-	-	-	-	-	-	-
Total	2135	765	636	272	42.77%	356	55.97%	8	1.26%

Statement of Votes Cast
Gogebic County, MI
2016 General Primary
SOVC For Jurisdiction Wide, All Counters, All Races

	DEM Ironwood Twp Trustee															
	Reg. Voters	Times Counted	Total Votes	Bernard Brunello (DEM)		Rudy Grbavcich (DEM)		Darrin Kimbler (DEM)		Robin Lonsway Bock (DEM)		Kevin P. Lyons (DEM)		Marlene Mieloszyk (DEM)	
Jurisdiction Wide																
City of Bessemer, Precinct 1	-	-	-	-	-	-	-	-	-	-	-	-	-	-	-	-
City of Ironwood, Precinct 1	-	-	-	-	-	-	-	-	-	-	-	-	-	-	-	-
City of Ironwood, Precinct 2	-	-	-	-	-	-	-	-	-	-	-	-	-	-	-	-
City of Ironwood, Precinct 3	-	-	-	-	-	-	-	-	-	-	-	-	-	-	-	-
City of Wakefield, Precinct 1	-	-	-	-	-	-	-	-	-	-	-	-	-	-	-	-
Bessemer Township, Precinct 1	-	-	-	-	-	-	-	-	-	-	-	-	-	-	-	-
Erwin Township, Precinct 1	-	-	-	-	-	-	-	-	-	-	-	-	-	-	-	-
Ironwood Charter Township, Precinct 1	2135	765	2100	372	17.71%	324	15.43%	292	13.90%	320	15.24%	398	18.95%	392	18.67%
Marenisco Township, Precinct 1	-	-	-	-	-	-	-	-	-	-	-	-	-	-	-	-
Wakefield Township, Precinct 1	-	-	-	-	-	-	-	-	-	-	-	-	-	-	-	-
Watersmeet Township, Precinct 1	-	-	-	-	-	-	-	-	-	-	-	-	-	-	-	-
Total	2135	765	2100	372	17.71%	324	15.43%	292	13.90%	320	15.24%	398	18.95%	392	18.67%

Statement of Votes Cast
Gogebic County, MI
2016 General Primary
SOVC For Jurisdiction Wide, All Counters, All Races

	DEM Ironwood Twp Trustee		DEM Marenisco Twp Supervisor							DEM Marenisco Twp Clerk						
	Write-In Votes		Reg. Voters	Times Counted	Total Votes	Richard A. Bouvette (DEM)		Write-In Votes		Reg. Voters	Times Counted	Total Votes	Donna Kenney (DEM)		Write-In Votes	
Jurisdiction Wide																
City of Bessemer, Precinct 1	-	-	-	-	-	-	-	-	-	-	-	-	-	-	-	-
City of Ironwood, Precinct 1	-	-	-	-	-	-	-	-	-	-	-	-	-	-	-	-
City of Ironwood, Precinct 2	-	-	-	-	-	-	-	-	-	-	-	-	-	-	-	-
City of Ironwood, Precinct 3	-	-	-	-	-	-	-	-	-	-	-	-	-	-	-	-
City of Wakefield, Precinct 1	-	-	-	-	-	-	-	-	-	-	-	-	-	-	-	-
Bessemer Township, Precinct 1	-	-	-	-	-	-	-	-	-	-	-	-	-	-	-	-
Erwin Township, Precinct 1	-	-	-	-	-	-	-	-	-	-	-	-	-	-	-	-
Ironwood Charter Township, Precinct 1	2	0.10%	-	-	-	-	-	-	-	-	-	-	-	-	-	-
Marenisco Township, Precinct 1	-	-	556	111	40	40	100.00%	0	0.00%	556	111	45	45	100.00%	0	0.00%
Wakefield Township, Precinct 1	-	-	-	-	-	-	-	-	-	-	-	-	-	-	-	-
Watersmeet Township, Precinct 1	-	-	-	-	-	-	-	-	-	-	-	-	-	-	-	-
Total	2	0.10%	556	111	40	40	100.00%	0	0.00%	556	111	45	45	100.00%	0	0.00%

Statement of Votes Cast
Gogebic County, MI
2016 General Primary
SOVC For Jurisdiction Wide, All Counters, All Races

	DEM Marenisco Twp Treasurer							DEM Marenisco Twp Trustee								
	Reg. Voters	Times Counted	Total Votes	Diane M. Dean (DEM)		Write-In Votes		Reg. Voters	Times Counted	Total Votes	Kelly Dunbar (DEM)		David E. Hagen (DEM)		Write-In Votes	
Jurisdiction Wide																
City of Bessemer, Precinct 1	-	-	-	-	-	-	-	-	-	-	-	-	-	-	-	-
City of Ironwood, Precinct 1	-	-	-	-	-	-	-	-	-	-	-	-	-	-	-	-
City of Ironwood, Precinct 2	-	-	-	-	-	-	-	-	-	-	-	-	-	-	-	-
City of Ironwood, Precinct 3	-	-	-	-	-	-	-	-	-	-	-	-	-	-	-	-
City of Wakefield, Precinct 1	-	-	-	-	-	-	-	-	-	-	-	-	-	-	-	-
Bessemer Township, Precinct 1	-	-	-	-	-	-	-	-	-	-	-	-	-	-	-	-
Erwin Township, Precinct 1	-	-	-	-	-	-	-	-	-	-	-	-	-	-	-	-
Ironwood Charter Township, Precinct 1	-	-	-	-	-	-	-	-	-	-	-	-	-	-	-	-
Marenisco Township, Precinct 1	556	111	43	43	100.00%	0	0.00%	556	111	72	39	54.17%	33	45.83%	0	0.00%
Wakefield Township, Precinct 1	-	-	-	-	-	-	-	-	-	-	-	-	-	-	-	-
Watersmeet Township, Precinct 1	-	-	-	-	-	-	-	-	-	-	-	-	-	-	-	-
Total	556	111	43	43	100.00%	0	0.00%	556	111	72	39	54.17%	33	45.83%	0	0.00%

Statement of Votes Cast
Gogebic County, MI
2016 General Primary
SOVC For Jurisdiction Wide, All Counters, All Races

	DEM Wakefield Twp Supervisor							DEM Wakefield Twp Clerk						
	Reg. Voters	Times Counted	Total Votes	John Cox (DEM)		Write-In Votes		Reg. Voters	Times Counted	Total Votes	Mandy Lake (DEM)		Write-In Votes	
Jurisdiction Wide														
City of Bessemer, Precinct 1	-	-	-	-	-	-	-	-	-	-	-	-	-	-
City of Ironwood, Precinct 1	-	-	-	-	-	-	-	-	-	-	-	-	-	-
City of Ironwood, Precinct 2	-	-	-	-	-	-	-	-	-	-	-	-	-	-
City of Ironwood, Precinct 3	-	-	-	-	-	-	-	-	-	-	-	-	-	-
City of Wakefield, Precinct 1	-	-	-	-	-	-	-	-	-	-	-	-	-	-
Bessemer Township, Precinct 1	-	-	-	-	-	-	-	-	-	-	-	-	-	-
Erwin Township, Precinct 1	-	-	-	-	-	-	-	-	-	-	-	-	-	-
Ironwood Charter Township, Precinct 1	-	-	-	-	-	-	-	-	-	-	-	-	-	-
Marenisco Township, Precinct 1	-	-	-	-	-	-	-	-	-	-	-	-	-	-
Wakefield Township, Precinct 1	260	78	58	57	98.28%	1	1.72%	260	78	61	61	100.00%	0	0.00%
Watersmeet Township, Precinct 1	-	-	-	-	-	-	-	-	-	-	-	-	-	-
Total	260	78	58	57	98.28%	1	1.72%	260	78	61	61	100.00%	0	0.00%

Statement of Votes Cast
Gogebic County, MI
2016 General Primary
SOVC For Jurisdiction Wide, All Counters, All Races

DEM Wakefield Twp Treasurer

	Reg. Voters	Times Counted	Total Votes	Joan Dalman (DEM)		Write-In Votes	
Jurisdiction Wide							
City of Bessemer, Precinct 1	-	-	-	-	-	-	-
City of Ironwood, Precinct 1	-	-	-	-	-	-	-
City of Ironwood, Precinct 2	-	-	-	-	-	-	-
City of Ironwood, Precinct 3	-	-	-	-	-	-	-
City of Wakefield, Precinct 1	-	-	-	-	-	-	-
Bessemer Township, Precinct 1	-	-	-	-	-	-	-
Erwin Township, Precinct 1	-	-	-	-	-	-	-
Ironwood Charter Township, Precinct 1	-	-	-	-	-	-	-
Marenisco Township, Precinct 1	-	-	-	-	-	-	-
Wakefield Township, Precinct 1	260	78	58	58	100.00%	0	0.00%
Watersmeet Township, Precinct 1	-	-	-	-	-	-	-
Total	260	78	58	58	100.00%	0	0.00%

Statement of Votes Cast
Gogebic County, MI
2016 General Primary
SOVC For Jurisdiction Wide, All Counters, All Races

	DEM Wakefield Twp Trustee										
	Reg. Voters	Times Counted	Total Votes	Michael J. Heikkila (DEM)		Jerry Niemi (DEM)		James Spencer (DEM)		Write-In Votes	
Jurisdiction Wide											
City of Bessemer, Precinct 1	-	-	-	-	-	-	-	-	-	-	-
City of Ironwood, Precinct 1	-	-	-	-	-	-	-	-	-	-	-
City of Ironwood, Precinct 2	-	-	-	-	-	-	-	-	-	-	-
City of Ironwood, Precinct 3	-	-	-	-	-	-	-	-	-	-	-
City of Wakefield, Precinct 1	-	-	-	-	-	-	-	-	-	-	-
Bessemer Township, Precinct 1	-	-	-	-	-	-	-	-	-	-	-
Erwin Township, Precinct 1	-	-	-	-	-	-	-	-	-	-	-
Ironwood Charter Township, Precinct 1	-	-	-	-	-	-	-	-	-	-	-
Marenisco Township, Precinct 1	-	-	-	-	-	-	-	-	-	-	-
Wakefield Township, Precinct 1	260	78	111	30	27.03%	49	44.14%	32	28.83%	0	0.00%
Watersmeet Township, Precinct 1	-	-	-	-	-	-	-	-	-	-	-
Total	260	78	111	30	27.03%	49	44.14%	32	28.83%	0	0.00%

Statement of Votes Cast
Gogebic County, MI
2016 General Primary
SOVC For Jurisdiction Wide, All Counters, All Races

	DEM Watersmeet Twp Supervisor							DEM Watersmeet Twp Clerk						
	Reg. Voters	Times Counted	Total Votes	Mike Rogers (DEM)		Write-In Votes		Reg. Voters	Times Counted	Total Votes	Sandra J. Mansfield (DEM)		Write-In Votes	
Jurisdiction Wide														
City of Bessemer, Precinct 1	-	-	-	-	-	-	-	-	-	-	-	-	-	-
City of Ironwood, Precinct 1	-	-	-	-	-	-	-	-	-	-	-	-	-	-
City of Ironwood, Precinct 2	-	-	-	-	-	-	-	-	-	-	-	-	-	-
City of Ironwood, Precinct 3	-	-	-	-	-	-	-	-	-	-	-	-	-	-
City of Wakefield, Precinct 1	-	-	-	-	-	-	-	-	-	-	-	-	-	-
Bessemer Township, Precinct 1	-	-	-	-	-	-	-	-	-	-	-	-	-	-
Erwin Township, Precinct 1	-	-	-	-	-	-	-	-	-	-	-	-	-	-
Ironwood Charter Township, Precinct 1	-	-	-	-	-	-	-	-	-	-	-	-	-	-
Marenisco Township, Precinct 1	-	-	-	-	-	-	-	-	-	-	-	-	-	-
Wakefield Township, Precinct 1	-	-	-	-	-	-	-	-	-	-	-	-	-	-
Watersmeet Township, Precinct 1	1488	177	63	62	98.41%	1	1.59%	1488	177	62	62	100.00%	0	0.00%
Total	1488	177	63	62	98.41%	1	1.59%	1488	177	62	62	100.00%	0	0.00%

Statement of Votes Cast
Gogebic County, MI
2016 General Primary
SOVC For Jurisdiction Wide, All Counters, All Races

	DEM Watersmeet Twp Treasurer							DEM Watersmeet Twp Trustee								
	Reg. Voters	Times Counted	Total Votes	Paul D. Kemppainen (DEM)		Write-In Votes		Reg. Voters	Times Counted	Total Votes	Julie Mathiesen (DEM)		Alan Piel (DEM)		Write-In Votes	
Jurisdiction Wide																
City of Bessemer, Precinct 1	-	-	-	-	-	-	-	-	-	-	-	-	-	-	-	-
City of Ironwood, Precinct 1	-	-	-	-	-	-	-	-	-	-	-	-	-	-	-	-
City of Ironwood, Precinct 2	-	-	-	-	-	-	-	-	-	-	-	-	-	-	-	-
City of Ironwood, Precinct 3	-	-	-	-	-	-	-	-	-	-	-	-	-	-	-	-
City of Wakefield, Precinct 1	-	-	-	-	-	-	-	-	-	-	-	-	-	-	-	-
Bessemer Township, Precinct 1	-	-	-	-	-	-	-	-	-	-	-	-	-	-	-	-
Erwin Township, Precinct 1	-	-	-	-	-	-	-	-	-	-	-	-	-	-	-	-
Ironwood Charter Township, Precinct 1	-	-	-	-	-	-	-	-	-	-	-	-	-	-	-	-
Marenisco Township, Precinct 1	-	-	-	-	-	-	-	-	-	-	-	-	-	-	-	-
Wakefield Township, Precinct 1	-	-	-	-	-	-	-	-	-	-	-	-	-	-	-	-
Watersmeet Township, Precinct 1	1488	177	61	61	100.00%	0	0.00%	1488	177	99	51	51.52%	48	48.48%	0	0.00%
Total	1488	177	61	61	100.00%	0	0.00%	1488	177	99	51	51.52%	48	48.48%	0	0.00%

Statement of Votes Cast
Gogebic County, MI
2016 General Primary
SOVC For Jurisdiction Wide, All Counters, All Races

	DEM C Bessemer 1 Delegate					DEM C Ironwood 1 Delegate					DEM C Ironwood 2 Delegate				
	Reg. Voters	Times Counted	Total Votes	Write-In Votes		Reg. Voters	Times Counted	Total Votes	Write-In Votes		Reg. Voters	Times Counted	Total Votes	Write-In Votes	
Jurisdiction Wide															
City of Bessemer, Precinct 1	1761	435	38	38	100.00%	-	-	-	-	-	-	-	-	-	-
City of Ironwood, Precinct 1	-	-	-	-	-	1995	433	29	29	100.00%	-	-	-	-	-
City of Ironwood, Precinct 2	-	-	-	-	-	-	-	-	-	-	2054	318	16	16	100.00%
City of Ironwood, Precinct 3	-	-	-	-	-	-	-	-	-	-	-	-	-	-	-
City of Wakefield, Precinct 1	-	-	-	-	-	-	-	-	-	-	-	-	-	-	-
Bessemer Township, Precinct 1	-	-	-	-	-	-	-	-	-	-	-	-	-	-	-
Erwin Township, Precinct 1	-	-	-	-	-	-	-	-	-	-	-	-	-	-	-
Ironwood Charter Township, Precinct 1	-	-	-	-	-	-	-	-	-	-	-	-	-	-	-
Marenisco Township, Precinct 1	-	-	-	-	-	-	-	-	-	-	-	-	-	-	-
Wakefield Township, Precinct 1	-	-	-	-	-	-	-	-	-	-	-	-	-	-	-
Watersmeet Township, Precinct 1	-	-	-	-	-	-	-	-	-	-	-	-	-	-	-
Total	1761	435	38	38	100.00%	1995	433	29	29	100.00%	2054	318	16	16	100.00%

Statement of Votes Cast
Gogebic County, MI
2016 General Primary
SOVC For Jurisdiction Wide, All Counters, All Races

	DEM C Ironwood 3 Delegate					DEM C Wakefield 1 Delegate					DEM Bessemer 1 Delegate				
	Reg. Voters	Times Counted	Total Votes	Write-In Votes		Reg. Voters	Times Counted	Total Votes	Write-In Votes		Reg. Voters	Times Counted	Total Votes	Write-In Votes	
Jurisdiction Wide															
City of Bessemer, Precinct 1	-	-	-	-	-	-	-	-	-	-	-	-	-	-	-
City of Ironwood, Precinct 1	-	-	-	-	-	-	-	-	-	-	-	-	-	-	-
City of Ironwood, Precinct 2	-	-	-	-	-	-	-	-	-	-	-	-	-	-	-
City of Ironwood, Precinct 3	725	118	11	11	100.00%	-	-	-	-	-	-	-	-	-	-
City of Wakefield, Precinct 1	-	-	-	-	-	1403	327	33	33	100.00%	-	-	-	-	-
Bessemer Township, Precinct 1	-	-	-	-	-	-	-	-	-	-	1113	240	2	2	100.00%
Erwin Township, Precinct 1	-	-	-	-	-	-	-	-	-	-	-	-	-	-	-
Ironwood Charter Township, Precinct 1	-	-	-	-	-	-	-	-	-	-	-	-	-	-	-
Marenisco Township, Precinct 1	-	-	-	-	-	-	-	-	-	-	-	-	-	-	-
Wakefield Township, Precinct 1	-	-	-	-	-	-	-	-	-	-	-	-	-	-	-
Watersmeet Township, Precinct 1	-	-	-	-	-	-	-	-	-	-	-	-	-	-	-
Total	725	118	11	11	100.00%	1403	327	33	33	100.00%	1113	240	2	2	100.00%

Statement of Votes Cast
Gogebic County, MI
2016 General Primary
SOVC For Jurisdiction Wide, All Counters, All Races

	DEM Erwin 1 Delegate					DEM Ironwood 1 Delegate					DEM Marenisco 1 Delegate				
	Reg. Voters	Times Counted	Total Votes	Write-In Votes		Reg. Voters	Times Counted	Total Votes	Write-In Votes		Reg. Voters	Times Counted	Total Votes	Write-In Votes	
Jurisdiction Wide															
City of Bessemer, Precinct 1	-	-	-	-	-	-	-	-	-	-	-	-	-	-	-
City of Ironwood, Precinct 1	-	-	-	-	-	-	-	-	-	-	-	-	-	-	-
City of Ironwood, Precinct 2	-	-	-	-	-	-	-	-	-	-	-	-	-	-	-
City of Ironwood, Precinct 3	-	-	-	-	-	-	-	-	-	-	-	-	-	-	-
City of Wakefield, Precinct 1	-	-	-	-	-	-	-	-	-	-	-	-	-	-	-
Bessemer Township, Precinct 1	-	-	-	-	-	-	-	-	-	-	-	-	-	-	-
Erwin Township, Precinct 1	305	77	2	2	100.00%	-	-	-	-	-	-	-	-	-	-
Ironwood Charter Township, Precinct 1	-	-	-	-	-	2135	765	22	22	100.00%	-	-	-	-	-
Marenisco Township, Precinct 1	-	-	-	-	-	-	-	-	-	-	556	111	1	1	100.00%
Wakefield Township, Precinct 1	-	-	-	-	-	-	-	-	-	-	-	-	-	-	-
Watersmeet Township, Precinct 1	-	-	-	-	-	-	-	-	-	-	-	-	-	-	-
Total	305	77	2	2	100.00%	2135	765	22	22	100.00%	556	111	1	1	100.00%

Statement of Votes Cast
Gogebic County, MI
2016 General Primary
SOVC For Jurisdiction Wide, All Counters, All Races

	DEM Wakefield 1 Delegate					DEM Watersmeet 1 Delegate				
	Reg. Voters	Times Counted	Total Votes	Write-In Votes		Reg. Voters	Times Counted	Total Votes	Write-In Votes	
Jurisdiction Wide										
City of Bessemer, Precinct 1	-	-	-	-	-	-	-	-	-	-
City of Ironwood, Precinct 1	-	-	-	-	-	-	-	-	-	-
City of Ironwood, Precinct 2	-	-	-	-	-	-	-	-	-	-
City of Ironwood, Precinct 3	-	-	-	-	-	-	-	-	-	-
City of Wakefield, Precinct 1	-	-	-	-	-	-	-	-	-	-
Bessemer Township, Precinct 1	-	-	-	-	-	-	-	-	-	-
Erwin Township, Precinct 1	-	-	-	-	-	-	-	-	-	-
Ironwood Charter Township, Precinct 1	-	-	-	-	-	-	-	-	-	-
Marenisco Township, Precinct 1	-	-	-	-	-	-	-	-	-	-
Wakefield Township, Precinct 1	260	78	3	3	100.00%	-	-	-	-	-
Watersmeet Township, Precinct 1	-	-	-	-	-	1488	177	1	1	100.00%
Total	260	78	3	3	100.00%	1488	177	1	1	100.00%

Statement of Votes Cast
Gogebic County, MI
2016 General Primary
SOVC For Jurisdiction Wide, All Counters, All Races

	County Transit Prop							County GO CAA SC Prop						
	Reg. Voters	Times Counted	Total Votes	YES		NO		Reg. Voters	Times Counted	Total Votes	YES		NO	
Jurisdiction Wide														
City of Bessemer, Precinct 1	1761	435	393	329	83.72%	64	16.28%	1761	435	392	335	85.46%	57	14.54%
City of Ironwood, Precinct 1	1995	433	414	348	84.06%	66	15.94%	1995	433	409	330	80.68%	79	19.32%
City of Ironwood, Precinct 2	2054	318	298	255	85.57%	43	14.43%	2054	318	295	251	85.08%	44	14.92%
City of Ironwood, Precinct 3	725	118	112	89	79.46%	23	20.54%	725	118	110	86	78.18%	24	21.82%
City of Wakefield, Precinct 1	1403	327	304	270	88.82%	34	11.18%	1403	327	301	270	89.70%	31	10.30%
Bessemer Township, Precinct 1	1113	240	224	183	81.70%	41	18.30%	1113	240	224	182	81.25%	42	18.75%
Erwin Township, Precinct 1	305	77	69	56	81.16%	13	18.84%	305	77	68	58	85.29%	10	14.71%
Ironwood Charter Township, Precinct 1	2135	765	685	544	79.42%	141	20.58%	2135	765	685	536	78.25%	149	21.75%
Marenisco Township, Precinct 1	556	111	93	81	87.10%	12	12.90%	556	111	93	78	83.87%	15	16.13%
Wakefield Township, Precinct 1	260	78	70	63	90.00%	7	10.00%	260	78	69	61	88.41%	8	11.59%
Watersmeet Township, Precinct 1	1488	177	128	77	60.16%	51	39.84%	1488	177	128	87	67.97%	41	32.03%
Total	13795	3079	2790	2295	82.26%	495	17.74%	13795	3079	2774	2274	81.98%	500	18.02%

PROPOSAL TO RENEW OR CONTINUE THE PREVIOUS ONE-THIRD MILL, (1/3) 2013-2016 FOR THE OPERATION OF THE GOGEBIC COUNTY TRANSIT FOR A PERIOD OF FOUR (4) YEARS FROM 2017-2020 INCLUSIVE:

Shall the limitation on the total amount of taxes which may be assessed against all property in the County of Gogebic be renewed at one-third (1/3) mill ($.33-1/3 per $1,000 of State Taxable Valuation) for a period of four (4) years, 2017-2020 inclusive, the taxes so raised to be used exclusively for the continued operation of the Gogebic County Transit System and shall the County of Gogebic levy such increase in millage for such purposes during such period, which will raise in the first year of such levy an estimated $170,412.00 (This is the millage rate that has been in effect from 1985 through 2016 and represents a renewal of that millage, rather than an increase).

PROPOSITION TO LEVY SIX-TENTHS (0.60) MILL FOR THE OPERATION OF THE GOGEBIC-ONTONAGON COMMUNITY ACTION-AGENCY SENIOR CITIZENS PROGRAMS IN GOGEBIC COUNTY FOR A PERIOD OF FOUR (4) YEARS FROM 2016-2019 YEARS, INCLUSIVE.

Shall the ad valorem taxes collected on all property within the County of Gogebic be renewed for said county by 0.60 mill ($0.60 per $1,000.00 of state taxable value) for a period of four years, 2016 through 2019 inclusive, the taxes so raised to be used exclusively for the operation of the Gogebic-Ontonagon Community Action Agency Senior Citizens Programs in Gogebic County; and shall the County of Gogebic levy such renewal in millage for such purposes during such period, which renewal will raise in the first year of such levy an estimated $307,049.00 (This is the millage rate that has been in effect from 2000-2015 and represents a renewal of that millage rather than an increase.)

Statement of Votes Cast
Gogebic County, MI
2016 General Primary
SOVC For Jurisdiction Wide, All Counters, All Races

	County Bldg Prop							Bessemer Twp Prop						
	Reg. Voters	Times Counted	Total Votes	YES		NO		Reg. Voters	Times Counted	Total Votes	YES		NO	
Jurisdiction Wide														
City of Bessemer, Precinct 1	1761	435	396	328	82.83%	68	17.17%	-	-	-	-	-	-	-
City of Ironwood, Precinct 1	1995	433	415	311	74.94%	104	25.06%	-	-	-	-	-	-	-
City of Ironwood, Precinct 2	2054	318	294	231	78.57%	63	21.43%	-	-	-	-	-	-	-
City of Ironwood, Precinct 3	725	118	111	76	68.47%	35	31.53%	-	-	-	-	-	-	-
City of Wakefield, Precinct 1	1403	327	304	268	88.16%	36	11.84%	-	-	-	-	-	-	-
Bessemer Township, Precinct 1	1113	240	224	169	75.45%	55	24.55%	1113	240	191	131	68.59%	60	31.41%
Erwin Township, Precinct 1	305	77	69	55	79.71%	14	20.29%	-	-	-	-	-	-	-
Ironwood Charter Township, Precinct 1	2135	765	682	485	71.11%	197	28.89%	-	-	-	-	-	-	-
Marenisco Township, Precinct 1	556	111	95	78	82.11%	17	17.89%	-	-	-	-	-	-	-
Wakefield Township, Precinct 1	260	78	71	64	90.14%	7	9.86%	-	-	-	-	-	-	-
Watersmeet Township, Precinct 1	1488	177	128	75	58.59%	53	41.41%	-	-	-	-	-	-	-
Total	13795	3079	2789	2140	76.73%	649	23.27%	1113	240	191	131	68.59%	60	31.41%

GOGEBIC COUNTY MEDICAL CARE FACILITY BUILDING AND SITE IMPROVEMENT RENEWAL PROPOSAL:

PROPOSITION TO LEVY 0.4 MILLS FOR BUILDING AND SITE IMPROVEMENTS AT THE GOGEBIC COUNTY MEDICAL CARE FACILITY, FOR A PERIOD OF FIVE (5) YEARS: 2016-2020, INCLUSIVE:

Shall the limitation on the total amount of taxes which may be assessed against all property in the County of Gogebic be increased 0.4 mills ($0.4 per $1,000 of State Taxable Valuation) for a period of five (5) years, 2016-2020 inclusive, the taxes so raised to be used exclusively for Building and Site Improvements at the Gogebic County Medical Care Facility, and shall the County of Gogebic levy such increase in millage for such purposes during such period, which will raise in the first year of such levy an estimated $204,699.00 (This is the same millage rate that has been in effect since 2011-2015.)

MILLAGE PROPOSAL

Shall the previous voted increase in the 15 mill tax limitation imposed under Article IX, Section 6 of the Michigan Consititution on general ad valorem taxes within Bessemer Township be renewed at 8 mills ($8.00 per $1,000 of taxable value) for the period of 2018 through 2021 inclusive for the general township operating purposes, and shall the Township levy such renewal in millage for said purpose, thereby, raising the first year an estimated $287,750.27?

YES ◯

NO ◯

Statement of Votes Cast
Gogebic County, MI
2016 General Primary
SOVC For Jurisdiction Wide, All Counters, All Races

	C Ironwood Prop							Ironwood School Prop						
	Reg. Voters	Times Counted	Total Votes	YES		NO		Reg. Voters	Times Counted	Total Votes	YES		NO	
Jurisdiction Wide														
City of Bessemer, Precinct 1	-	-	-	-	-	-	-	-	-	-	-	-	-	-
City of Ironwood, Precinct 1	1995	433	415	289	69.64%	126	30.36%	1995	433	419	323	77.09%	96	22.91%
City of Ironwood, Precinct 2	2054	318	295	212	71.86%	83	28.14%	2054	318	296	210	70.95%	86	29.05%
City of Ironwood, Precinct 3	725	118	114	65	57.02%	49	42.98%	725	118	114	79	69.30%	35	30.70%
City of Wakefield, Precinct 1	-	-	-	-	-	-	-	-	-	-	-	-	-	-
Bessemer Township, Precinct 1	-	-	-	-	-	-	-	-	-	-	-	-	-	-
Erwin Township, Precinct 1	-	-	-	-	-	-	-	305	77	64	43	67.19%	21	32.81%
Ironwood Charter Township, Precinct 1	-	-	-	-	-	-	-	2135	765	682	455	66.72%	227	33.28%
Marenisco Township, Precinct 1	-	-	-	-	-	-	-	-	-	-	-	-	-	-
Wakefield Township, Precinct 1	-	-	-	-	-	-	-	-	-	-	-	-	-	-
Watersmeet Township, Precinct 1	-	-	-	-	-	-	-	-	-	-	-	-	-	-
Total	4774	869	824	566	68.69%	258	31.31%	7214	1711	1575	1110	70.48%	465	29.52%

"PROPOSAL TO RENEW OR CONTINUE THE PREVIOUS ONE MILL, (1.0) 2013-2016 FOR THE CONTINUED OPERATION, SUPPORT, AND MAINTENANCE OF THE PAT O'DONNELL CIVIC CENTER FOR A PERIOD OF FOUR (4) YEARS FROM 2017-2020, INCLUSIVE:

Shall the limitation on the total amount of taxes which may be assessed against all property in the City of Ironwood be increased one (1.0) mill ($1.00-1 mill per $1,000 for state taxable valuation) for a period of four (4) years, 2017-2020 inclusive, the taxes to be raised to be used exclusively for the continued operation, support and maintenance of the Pat O'Donell Civic Center. (This is the millage rate that has been in effect from 2005 and represents a renewal of the millage, rather than an increase)."

IRONWOOD AREA SCHOOLS OF GOGEBIC COUNTY OPERATING MILLAGE PROPOSAL

This proposal will allow the school district to levy the statutory rate of not to exceed 18 mills on all property, except principal residence and other property exempted by law, required for the school district to receive its revenue per pupil foundation allowance.

Shall the limitation on the amount of taxes which may be assessed against all property, except principal residence and other property exempted by law, in Ironwood Area Schools of Gogebic County, Gogebic County, Michigan, be increased by 18 mills ($18.00 on each $1,000 of taxable valuation) for a period of 4 years, 2017 to 2020, inclusive, to provide funds for operating purposes (17.8164 mills of the above is a renewal of millage that expired with the 2016 tax levy and 0.1836 mill is a restoration of millage lost as a result of the reduction required by the Michigan Constitution of 1963); the estimate of the revenue the school district will collect if the millage is approved and 18 mills are levied in 2017 is approximately $1,581,216?

Statement of Votes Cast
Gogebic County, MI
2016 General Primary
SOVC For Jurisdiction Wide, All Counters, All Races

STATE OF MICHIGAN

COUNTY OF GOGEBIC

We do hereby certify, that the foregoing is a complete statement of votes given in the County of Gogebic for the person designated and other matters submitted, at the August 2, 2016 Primary Election.

In witness whereof, we have hereunto set our hands and caused to be affixed the seal of theCircuirt Court for Gogebic County.

Signed [redacted] this 8th day of August, 2016.

Graham Burt

Alberta Ouellette

Elizabeth Sweeney

Attest: _____
Gogebic County Clerk-Register

Statement of Votes Cast
Grand Traverse County, MI
2016 General Primary
SOVC For Jurisdiction Wide, All Counters, State Level Above

	TURN OUT			REP D1 Rep in Congress									
	Reg. Voters	Cards Cast	% Turnout	Reg. Voters	Times Counted	Total Votes	Jason Allen (REP)		Jack Bergman (REP)		Tom Casperson (REP)		Write-In Votes	
Jurisdiction Wide														
Acme Township, Precinct 1														
Polling	2424	396	16.34%	2424	396	273	130	47.62%	108	39.56%	35	12.82%	0	0.00%
AVCB (if used)	2424	265	10.93%	2424	265	171	59	34.50%	82	47.95%	30	17.54%	0	0.00%
Total	2424	661	27.27%	2424	661	444	189	42.57%	190	42.79%	65	14.64%	0	0.00%
Acme Township, Precinct 2														
Polling	1233	277	22.47%	1233	277	216	96	44.44%	96	44.44%	24	11.11%	0	0.00%
AVCB (if used)	1233	163	13.22%	1233	163	124	62	50.00%	43	34.68%	19	15.32%	0	0.00%
Total	1233	440	35.69%	1233	440	340	158	46.47%	139	40.88%	43	12.65%	0	0.00%
Blair Township, Precinct 1														
Polling	1412	174	12.32%	1412	174	138	72	52.17%	45	32.61%	21	15.22%	0	0.00%
AVCB (if used)	1412	117	8.29%	1412	117	88	33	37.50%	28	31.82%	27	30.68%	0	0.00%
Total	1412	291	20.61%	1412	291	226	105	46.46%	73	32.30%	48	21.24%	0	0.00%
Blair Township, Precinct 2														
Polling	1984	285	14.36%	1984	285	235	102	43.40%	94	40.00%	39	16.60%	0	0.00%
AVCB (if used)	1984	208	10.48%	1984	208	142	64	45.07%	46	32.39%	32	22.54%	0	0.00%
Total	1984	493	24.85%	1984	493	377	166	44.03%	140	37.14%	71	18.83%	0	0.00%
Blair Township, Precinct 3														
Polling	1298	152	11.71%	1298	152	119	52	43.70%	48	40.34%	19	15.97%	0	0.00%
AVCB (if used)	1298	164	12.63%	1298	164	118	54	45.76%	46	38.98%	18	15.25%	0	0.00%
Total	1298	316	24.35%	1298	316	237	106	44.73%	94	39.66%	37	15.61%	0	0.00%
Blair Township, Precinct 4														
Polling	1443	184	12.75%	1443	184	143	65	45.45%	49	34.27%	29	20.28%	0	0.00%
AVCB (if used)	1443	87	6.03%	1443	87	56	25	44.64%	15	26.79%	16	28.57%	0	0.00%
Total	1443	271	18.78%	1443	271	199	90	45.23%	64	32.16%	45	22.61%	0	0.00%
East Bay Charter Township, Precinct 1														
Polling	1725	161	9.33%	1725	161	98	42	42.86%	44	44.90%	12	12.24%	0	0.00%
AVCB (if used)	1725	299	17.33%	1725	299	216	99	45.83%	86	39.81%	31	14.35%	0	0.00%
Total	1725	460	26.67%	1725	460	314	141	44.90%	130	41.40%	43	13.69%	0	0.00%
East Bay Charter Township, Precinct 2														
Polling	2813	344	12.23%	2813	344	253	115	45.45%	96	37.94%	41	16.21%	1	0.40%
AVCB (if used)	2813	458	16.28%	2813	458	317	123	38.80%	133	41.96%	58	18.30%	3	0.95%
Total	2813	802	28.51%	2813	802	570	238	41.75%	229	40.18%	99	17.37%	4	0.70%
East Bay Charter Township, Precinct 3														
Polling	2008	248	12.35%	2008	248	183	84	45.90%	72	39.34%	27	14.75%	0	0.00%
AVCB (if used)	2008	359	17.88%	2008	359	238	93	39.08%	80	33.61%	65	27.31%	0	0.00%
Total	2008	607	30.23%	2008	607	421	177	42.04%	152	36.10%	92	21.85%	0	0.00%
East Bay Charter Township, Precinct 4														
Polling	2618	324	12.38%	2618	324	234	122	52.14%	86	36.75%	26	11.11%	0	0.00%

RECEIVED
MICHIGAN DEPT OF STATE
2016 AUG 11 AM 11:00
ELECTIONS/GREAT SEAL

Statement of Votes Cast
Grand Traverse County, MI
2016 General Primary
SOVC For Jurisdiction Wide, All Counters, State Level Above

	TURN OUT			REP D1 Rep in Congress									
	Reg. Voters	Cards Cast	% Turnout	Reg. Voters	Times Counted	Total Votes	Jason Allen (REP)		Jack Bergman (REP)		Tom Casperson (REP)		Write-In Votes	
AVCB (if used)	2618	376	14.36%	2618	376	262	119	45.42%	115	43.89%	28	10.69%	0	0.00%
Total	2618	700	26.74%	2618	700	496	241	48.59%	201	40.52%	54	10.89%	0	0.00%
Fife Lake Township, Precinct 1														
Polling	1248	172	13.78%	1248	172	126	54	42.86%	54	42.86%	17	13.49%	1	0.79%
AVCB (if used)	1248	83	6.65%	1248	83	47	19	40.43%	24	51.06%	3	6.38%	1	2.13%
Total	1248	255	20.43%	1248	255	173	73	42.20%	78	45.09%	20	11.56%	2	1.16%
Garfield Charter Township, Precinct 1														
Polling	2149	256	11.91%	2149	256	192	91	47.40%	68	35.42%	33	17.19%	0	0.00%
AVCB (if used)	2149	215	10.00%	2149	215	154	80	51.95%	49	31.82%	24	15.58%	1	0.65%
Total	2149	471	21.92%	2149	471	346	171	49.42%	117	33.82%	57	16.47%	1	0.29%
Garfield Charter Township, Precinct 2														
Polling	2733	313	11.45%	2733	313	231	119	51.52%	72	31.17%	39	16.88%	1	0.43%
AVCB (if used)	2733	452	16.54%	2733	452	302	141	46.69%	116	38.41%	45	14.90%	0	0.00%
Total	2733	765	27.99%	2733	765	533	260	48.78%	188	35.27%	84	15.76%	1	0.19%
Garfield Charter Township, Precinct 3														
Polling	2776	218	7.85%	2776	218	129	59	45.74%	50	38.76%	19	14.73%	1	0.78%
AVCB (if used)	2776	275	9.91%	2776	275	186	84	45.16%	80	43.01%	22	11.83%	0	0.00%
Total	2776	493	17.76%	2776	493	315	143	45.40%	130	41.27%	41	13.02%	1	0.32%
Garfield Charter Township, Precinct 4														
Polling	2337	141	6.03%	2337	141	82	46	56.10%	28	34.15%	8	9.76%	0	0.00%
AVCB (if used)	2337	222	9.50%	2337	222	135	82	60.74%	30	22.22%	23	17.04%	0	0.00%
Total	2337	363	15.53%	2337	363	217	128	58.99%	58	26.73%	31	14.29%	0	0.00%
Garfield Charter Township, Precinct 5														
Polling	2159	326	15.10%	2159	326	247	126	51.01%	92	37.25%	29	11.74%	0	0.00%
AVCB (if used)	2159	289	13.39%	2159	289	178	72	40.45%	77	43.26%	29	16.29%	0	0.00%
Total	2159	615	28.49%	2159	615	425	198	46.59%	169	39.76%	58	13.65%	0	0.00%
Garfield Charter Township, Precinct 6														
Polling	2193	207	9.44%	2193	207	146	73	50.00%	47	32.19%	26	17.81%	0	0.00%
AVCB (if used)	2193	273	12.45%	2193	273	175	80	45.71%	58	33.14%	37	21.14%	0	0.00%
Total	2193	480	21.89%	2193	480	321	153	47.66%	105	32.71%	63	19.63%	0	0.00%
Grant Township, Precinct 1														
Polling	924	230	24.89%	924	230	165	69	41.82%	58	35.15%	37	22.42%	1	0.61%
AVCB (if used)	924	0	0.00%	924	0	0	0	-	0	-	0	-	0	-
Total	924	230	24.89%	924	230	165	69	41.82%	58	35.15%	37	22.42%	1	0.61%
Green Lake Township, Precinct 1														
Polling	1974	328	16.62%	1974	328	226	94	41.59%	104	46.02%	28	12.39%	0	0.00%
AVCB (if used)	1974	208	10.54%	1974	208	148	62	41.89%	56	37.84%	30	20.27%	0	0.00%
Total	1974	536	27.15%	1974	536	374	156	41.71%	160	42.78%	58	15.51%	0	0.00%
Green Lake Township, Precinct 2														

Statement of Votes Cast
Grand Traverse County, MI
2016 General Primary
SOVC For Jurisdiction Wide, All Counters, State Level Above

	TURN OUT			REP D1 Rep in Congress										
	Reg. Voters	Cards Cast	% Turnout	Reg. Voters	Times Counted	Total Votes	Jason Allen (REP)		Jack Bergman (REP)		Tom Casperson (REP)		Write-In Votes	
Polling	2932	427	14.56%	2932	427	271	107	39.48%	133	49.08%	30	11.07%	1	0.37%
AVCB (if used)	2932	164	5.59%	2932	164	98	50	51.02%	29	29.59%	19	19.39%	0	0.00%
Total	2932	591	20.16%	2932	591	369	157	42.55%	162	43.90%	49	13.28%	1	0.27%
Long Lake Township, Precinct 1														
Polling	2405	249	10.35%	2405	249	174	79	45.40%	78	44.83%	17	9.77%	0	0.00%
AVCB (if used)	2405	236	9.81%	2405	236	139	55	39.57%	63	45.32%	21	15.11%	0	0.00%
Total	2405	485	20.17%	2405	485	313	134	42.81%	141	45.05%	38	12.14%	0	0.00%
Long Lake Township, Precinct 2														
Polling	2294	361	15.74%	2294	361	245	115	46.94%	91	37.14%	39	15.92%	0	0.00%
AVCB (if used)	2294	306	13.34%	2294	306	211	106	50.24%	78	36.97%	27	12.80%	0	0.00%
Total	2294	667	29.08%	2294	667	456	221	48.46%	169	37.06%	66	14.47%	0	0.00%
Long Lake Township, Precinct 3														
Polling	2749	324	11.79%	2749	324	235	105	44.68%	97	41.28%	33	14.04%	0	0.00%
AVCB (if used)	2749	405	14.73%	2749	405	263	111	42.21%	106	40.30%	46	17.49%	0	0.00%
Total	2749	729	26.52%	2749	729	498	216	43.37%	203	40.76%	79	15.86%	0	0.00%
Mayfield Township, Precinct 1														
Polling	1272	220	17.30%	1272	220	158	73	46.20%	63	39.87%	22	13.92%	0	0.00%
AVCB (if used)	1272	0	0.00%	1272	0	0	0	-	0	-	0	-	0	-
Total	1272	220	17.30%	1272	220	158	73	46.20%	63	39.87%	22	13.92%	0	0.00%
Paradise Township, Precinct 1														
Polling	1890	490	25.93%	1890	490	391	165	42.20%	165	42.20%	60	15.35%	1	0.26%
AVCB (if used)	1890	0	0.00%	1890	0	0	0	-	0	-	0	-	0	-
Total	1890	490	25.93%	1890	490	391	165	42.20%	165	42.20%	60	15.35%	1	0.26%
Paradise Township, Precinct 2														
Polling	1630	330	20.25%	1630	330	253	122	48.22%	97	38.34%	34	13.44%	0	0.00%
AVCB (if used)	1630	0	0.00%	1630	0	0	0	-	0	-	0	-	0	-
Total	1630	330	20.25%	1630	330	253	122	48.22%	97	38.34%	34	13.44%	0	0.00%
Peninsula Township, Precinct 1														
Polling	2602	630	24.21%	2602	630	514	222	43.19%	178	34.63%	113	21.98%	1	0.19%
AVCB (if used)	2602	738	28.36%	2602	738	551	234	42.47%	207	37.57%	109	19.78%	1	0.18%
Total	2602	1368	52.57%	2602	1368	1065	456	42.82%	385	36.15%	222	20.85%	2	0.19%
Peninsula Township, Precinct 2														
Polling	2622	500	19.07%	2622	500	391	183	46.80%	145	37.08%	63	16.11%	0	0.00%
AVCB (if used)	2622	689	26.28%	2622	689	522	248	47.51%	181	34.67%	93	17.82%	0	0.00%
Total	2622	1189	45.35%	2622	1189	913	431	47.21%	326	35.71%	156	17.09%	0	0.00%
Union Township, Precinct 1														
Polling	351	97	27.64%	351	97	66	28	42.42%	25	37.88%	13	19.70%	0	0.00%
AVCB (if used)	351	0	0.00%	351	0	0	0	-	0	-	0	-	0	-
Total	351	97	27.64%	351	97	66	28	42.42%	25	37.88%	13	19.70%	0	0.00%

Statement of Votes Cast
Grand Traverse County, MI
2016 General Primary
SOVC For Jurisdiction Wide, All Counters, State Level Above

	TURN OUT			REP D1 Rep in Congress									
	Reg. Voters	Cards Cast	% Turnout	Reg. Voters	Times Counted	Total Votes	Jason Allen (REP)		Jack Bergman (REP)		Tom Casperson (REP)		Write-In Votes	
Whitewater Township, Precinct 1														
Polling	2141	312	14.57%	2141	312	242	98	40.50%	106	43.80%	34	14.05%	4	1.65%
AVCB (if used)	2141	317	14.81%	2141	317	237	99	41.77%	87	36.71%	51	21.52%	0	0.00%
Total	2141	629	29.38%	2141	629	479	197	41.13%	193	40.29%	85	17.75%	4	0.84%
City of Traverse City, Precinct 1														
Polling	2554	426	16.68%	2554	426	204	104	50.98%	57	27.94%	43	21.08%	0	0.00%
AVCB (if used)	2554	302	11.82%	2554	302	163	89	54.60%	56	34.36%	18	11.04%	0	0.00%
Total	2554	728	28.50%	2554	728	367	193	52.59%	113	30.79%	61	16.62%	0	0.00%
City of Traverse City, Precinct 3														
Polling	2110	365	17.30%	2110	365	165	85	51.52%	45	27.27%	35	21.21%	0	0.00%
AVCB (if used)	2110	263	12.46%	2110	263	137	72	52.55%	47	34.31%	18	13.14%	0	0.00%
Total	2110	628	29.76%	2110	628	302	157	51.99%	92	30.46%	53	17.55%	0	0.00%
City of Traverse City, Precinct 7														
Polling	2103	260	12.36%	2103	260	128	57	44.53%	53	41.41%	16	12.50%	2	1.56%
AVCB (if used)	2103	200	9.51%	2103	200	96	43	44.79%	36	37.50%	17	17.71%	0	0.00%
Total	2103	460	21.87%	2103	460	224	100	44.64%	89	39.73%	33	14.73%	2	0.89%
City of Traverse City, Precinct 8														
Polling	2423	373	15.39%	2423	373	186	110	59.14%	45	24.19%	30	16.13%	1	0.54%
AVCB (if used)	2423	267	11.02%	2423	267	144	85	59.03%	39	27.08%	20	13.89%	0	0.00%
Total	2423	640	26.41%	2423	640	330	195	59.09%	84	25.45%	50	15.15%	1	0.30%
City of Traverse City, Precinct 9														
Polling	1454	324	22.28%	1454	324	215	115	53.49%	73	33.95%	27	12.56%	0	0.00%
AVCB (if used)	1454	237	16.30%	1454	237	144	75	52.08%	55	38.19%	14	9.72%	0	0.00%
Total	1454	561	38.58%	1454	561	359	190	52.92%	128	35.65%	41	11.42%	0	0.00%
City of Traverse City, Precinct 10														
Polling	1447	138	9.54%	1447	138	64	34	53.13%	19	29.69%	11	17.19%	0	0.00%
AVCB (if used)	1447	210	14.51%	1447	210	105	51	48.57%	41	39.05%	13	12.38%	0	0.00%
Total	1447	348	24.05%	1447	348	169	85	50.30%	60	35.50%	24	14.20%	0	0.00%
Total														
Polling	72430	10562	14.58%	72430	10562	7338	3413	46.51%	2781	37.90%	1129	15.39%	15	0.20%
AVCB (if used)	72430	8847	12.21%	72430	8847	5867	2669	45.49%	2189	37.31%	1003	17.10%	6	0.10%
Total	72430	19409	26.80%	72430	19409	13205	6082	46.06%	4970	37.64%	2132	16.15%	21	0.16%

Statement of Votes Cast
Grand Traverse County, MI
2016 General Primary
SOVC For Jurisdiction Wide, All Counters, State Level Above

DEM D1 Rep in Congress

	Reg. Voters	Times Counted	Total Votes	Jerry Cannon (DEM)		Lon Johnson (DEM)		Write-In Votes	
Jurisdiction Wide									
Acme Township, Precinct 1									
Polling	2424	396	106	44	41.51%	62	58.49%	0	0.00%
AVCB (if used)	2424	265	62	26	41.94%	36	58.06%	0	0.00%
Total	2424	661	168	70	41.67%	98	58.33%	0	0.00%
Acme Township, Precinct 2									
Polling	1233	277	52	15	28.85%	37	71.15%	0	0.00%
AVCB (if used)	1233	163	28	12	42.86%	16	57.14%	0	0.00%
Total	1233	440	80	27	33.75%	53	66.25%	0	0.00%
Blair Township, Precinct 1									
Polling	1412	174	17	6	35.29%	11	64.71%	0	0.00%
AVCB (if used)	1412	117	18	15	83.33%	3	16.67%	0	0.00%
Total	1412	291	35	21	60.00%	14	40.00%	0	0.00%
Blair Township, Precinct 2									
Polling	1984	285	29	14	48.28%	15	51.72%	0	0.00%
AVCB (if used)	1984	208	31	10	32.26%	21	67.74%	0	0.00%
Total	1984	493	60	24	40.00%	36	60.00%	0	0.00%
Blair Township, Precinct 3									
Polling	1298	152	25	7	28.00%	18	72.00%	0	0.00%
AVCB (if used)	1298	164	29	10	34.48%	18	62.07%	1	3.45%
Total	1298	316	54	17	31.48%	36	66.67%	1	1.85%
Blair Township, Precinct 4									
Polling	1443	184	29	10	34.48%	19	65.52%	0	0.00%
AVCB (if used)	1443	87	17	8	47.06%	9	52.94%	0	0.00%
Total	1443	271	46	18	39.13%	28	60.87%	0	0.00%
East Bay Charter Township, Precinct 1									
Polling	1725	161	50	18	36.00%	32	64.00%	0	0.00%
AVCB (if used)	1725	299	58	21	36.21%	37	63.79%	0	0.00%
Total	1725	460	108	39	36.11%	69	63.89%	0	0.00%
East Bay Charter Township, Precinct 2									
Polling	2813	344	80	32	40.00%	48	60.00%	0	0.00%
AVCB (if used)	2813	458	81	31	38.27%	50	61.73%	0	0.00%
Total	2813	802	161	63	39.13%	98	60.87%	0	0.00%
East Bay Charter Township, Precinct 3									
Polling	2008	248	53	19	35.85%	34	64.15%	0	0.00%
AVCB (if used)	2008	359	77	28	36.36%	49	63.64%	0	0.00%
Total	2008	607	130	47	36.15%	83	63.85%	0	0.00%
East Bay Charter Township, Precinct 4									
Polling	2618	324	71	20	28.17%	51	71.83%	0	0.00%

Statement of Votes Cast
Grand Traverse County, MI
2016 General Primary
SOVC For Jurisdiction Wide, All Counters, State Level Above

	DEM D1 Rep in Congress								
	Reg. Voters	Times Counted	Total Votes	Jerry Cannon (DEM)		Lon Johnson (DEM)		Write-In Votes	
AVCB (if used)	2618	376	71	23	32.39%	48	67.61%	0	0.00%
Total	2618	700	142	43	30.28%	99	69.72%	0	0.00%
Fife Lake Township, Precinct 1									
Polling	1248	172	39	24	61.54%	15	38.46%	0	0.00%
AVCB (if used)	1248	83	18	10	55.56%	7	38.89%	1	5.56%
Total	1248	255	57	34	59.65%	22	38.60%	1	1.75%
Garfield Charter Township, Precinct 1									
Polling	2149	256	51	16	31.37%	34	66.67%	1	1.96%
AVCB (if used)	2149	215	32	10	31.25%	22	68.75%	0	0.00%
Total	2149	471	83	26	31.33%	56	67.47%	1	1.20%
Garfield Charter Township, Precinct 2									
Polling	2733	313	71	18	25.35%	53	74.65%	0	0.00%
AVCB (if used)	2733	452	92	35	38.04%	57	61.96%	0	0.00%
Total	2733	765	163	53	32.52%	110	67.48%	0	0.00%
Garfield Charter Township, Precinct 3									
Polling	2776	218	75	19	25.33%	55	73.33%	1	1.33%
AVCB (if used)	2776	275	52	21	40.38%	31	59.62%	0	0.00%
Total	2776	493	127	40	31.50%	86	67.72%	1	0.79%
Garfield Charter Township, Precinct 4									
Polling	2337	141	52	17	32.69%	35	67.31%	0	0.00%
AVCB (if used)	2337	222	58	34	58.62%	24	41.38%	0	0.00%
Total	2337	363	110	51	46.36%	59	53.64%	0	0.00%
Garfield Charter Township, Precinct 5									
Polling	2159	326	64	21	32.81%	43	67.19%	0	0.00%
AVCB (if used)	2159	289	77	26	33.77%	49	63.64%	2	2.60%
Total	2159	615	141	47	33.33%	92	65.25%	2	1.42%
Garfield Charter Township, Precinct 6									
Polling	2193	207	53	15	28.30%	38	71.70%	0	0.00%
AVCB (if used)	2193	273	61	27	44.26%	34	55.74%	0	0.00%
Total	2193	480	114	42	36.84%	72	63.16%	0	0.00%
Grant Township, Precinct 1									
Polling	924	230	44	17	38.64%	27	61.36%	0	0.00%
AVCB (if used)	924	0	0	0	-	0	-	0	-
Total	924	230	44	17	38.64%	27	61.36%	0	0.00%
Green Lake Township, Precinct 1									
Polling	1974	328	92	27	29.35%	64	69.57%	1	1.09%
AVCB (if used)	1974	208	38	15	39.47%	22	57.89%	1	2.63%
Total	1974	536	130	42	32.31%	86	66.15%	2	1.54%
Green Lake Township, Precinct 2									

Statement of Votes Cast
Grand Traverse County, MI
2016 General Primary
SOVC For Jurisdiction Wide, All Counters, State Level Above

	DEM D1 Rep in Congress								
	Reg. Voters	Times Counted	Total Votes	Jerry Cannon (DEM)		Lon Johnson (DEM)		Write-In Votes	
Polling	2932	427	135	33	24.44%	102	75.56%	0	0.00%
AVCB (if used)	2932	164	48	16	33.33%	32	66.67%	0	0.00%
Total	2932	591	183	49	26.78%	134	73.22%	0	0.00%
Long Lake Township, Precinct 1									
Polling	2405	249	74	28	37.84%	45	60.81%	1	1.35%
AVCB (if used)	2405	236	71	35	49.30%	36	50.70%	0	0.00%
Total	2405	485	145	63	43.45%	81	55.86%	1	0.69%
Long Lake Township, Precinct 2									
Polling	2294	361	94	25	26.60%	69	73.40%	0	0.00%
AVCB (if used)	2294	306	72	18	25.00%	54	75.00%	0	0.00%
Total	2294	667	166	43	25.90%	123	74.10%	0	0.00%
Long Lake Township, Precinct 3									
Polling	2749	324	75	21	28.00%	54	72.00%	0	0.00%
AVCB (if used)	2749	405	103	31	30.10%	72	69.90%	0	0.00%
Total	2749	729	178	52	29.21%	126	70.79%	0	0.00%
Mayfield Township, Precinct 1									
Polling	1272	220	38	11	28.95%	27	71.05%	0	0.00%
AVCB (if used)	1272	0	0	0	-	0	-	0	-
Total	1272	220	38	11	28.95%	27	71.05%	0	0.00%
Paradise Township, Precinct 1									
Polling	1890	490	72	29	40.28%	43	59.72%	0	0.00%
AVCB (if used)	1890	0	0	0	-	0	-	0	-
Total	1890	490	72	29	40.28%	43	59.72%	0	0.00%
Paradise Township, Precinct 2									
Polling	1630	330	51	23	45.10%	28	54.90%	0	0.00%
AVCB (if used)	1630	0	0	0	-	0	-	0	-
Total	1630	330	51	23	45.10%	28	54.90%	0	0.00%
Peninsula Township, Precinct 1									
Polling	2602	630	51	12	23.53%	39	76.47%	0	0.00%
AVCB (if used)	2602	738	53	13	24.53%	40	75.47%	0	0.00%
Total	2602	1368	104	25	24.04%	79	75.96%	0	0.00%
Peninsula Township, Precinct 2									
Polling	2622	500	69	17	24.64%	52	75.36%	0	0.00%
AVCB (if used)	2622	689	71	16	22.54%	55	77.46%	0	0.00%
Total	2622	1189	140	33	23.57%	107	76.43%	0	0.00%
Union Township, Precinct 1									
Polling	351	97	25	12	48.00%	13	52.00%	0	0.00%
AVCB (if used)	351	0	0	0	-	0	-	0	-
Total	351	97	25	12	48.00%	13	52.00%	0	0.00%

Statement of Votes Cast
Grand Traverse County, MI
2016 General Primary
SOVC For Jurisdiction Wide, All Counters, State Level Above

DEM D1 Rep in Congress

	Reg. Voters	Times Counted	Total Votes	Jerry Cannon (DEM)		Lon Johnson (DEM)		Write-In Votes	
Whitewater Township, Precinct 1									
Polling	2141	312	58	29	50.00%	29	50.00%	0	0.00%
AVCB (if used)	2141	317	49	25	51.02%	24	48.98%	0	0.00%
Total	2141	629	107	54	50.47%	53	49.53%	0	0.00%
City of Traverse City, Precinct 1									
Polling	2554	426	196	55	28.06%	141	71.94%	0	0.00%
AVCB (if used)	2554	302	108	27	25.00%	81	75.00%	0	0.00%
Total	2554	728	304	82	26.97%	222	73.03%	0	0.00%
City of Traverse City, Precinct 3									
Polling	2110	365	180	45	25.00%	135	75.00%	0	0.00%
AVCB (if used)	2110	263	85	26	30.59%	59	69.41%	0	0.00%
Total	2110	628	265	71	26.79%	194	73.21%	0	0.00%
City of Traverse City, Precinct 7									
Polling	2103	260	112	43	38.39%	69	61.61%	0	0.00%
AVCB (if used)	2103	200	80	32	40.00%	47	58.75%	1	1.25%
Total	2103	460	192	75	39.06%	116	60.42%	1	0.52%
City of Traverse City, Precinct 8									
Polling	2423	373	163	32	19.63%	131	80.37%	0	0.00%
AVCB (if used)	2423	267	90	25	27.78%	65	72.22%	0	0.00%
Total	2423	640	253	57	22.53%	196	77.47%	0	0.00%
City of Traverse City, Precinct 9									
Polling	1454	324	90	21	23.33%	69	76.67%	0	0.00%
AVCB (if used)	1454	237	75	19	25.33%	56	74.67%	0	0.00%
Total	1454	561	165	40	24.24%	125	75.76%	0	0.00%
City of Traverse City, Precinct 10									
Polling	1447	138	66	16	24.24%	50	75.76%	0	0.00%
AVCB (if used)	1447	210	79	39	49.37%	40	50.63%	0	0.00%
Total	1447	348	145	55	37.93%	90	62.07%	0	0.00%
Total									
Polling	72430	10562	2602	811	31.17%	1787	68.68%	4	0.15%
AVCB (if used)	72430	8847	1884	684	36.31%	1194	63.38%	6	0.32%
Total	72430	19409	4486	1495	33.33%	2981	66.45%	10	0.22%

Statement of Votes Cast
Grand Traverse County, MI
2016 General Primary
SOVC For Jurisdiction Wide, All Counters, State Level Above

REP D104 Representative

	Reg. Voters	Times Counted	Total Votes	Jason Gillman (REP)		Larry C. Inman (REP)		Write-In Votes	
Jurisdiction Wide									
Acme Township, Precinct 1									
Polling	2424	396	264	133	50.38%	131	49.62%	0	0.00%
AVCB (if used)	2424	265	158	67	42.41%	91	57.59%	0	0.00%
Total	2424	661	422	200	47.39%	222	52.61%	0	0.00%
Acme Township, Precinct 2									
Polling	1233	277	207	75	36.23%	132	63.77%	0	0.00%
AVCB (if used)	1233	163	123	42	34.15%	81	65.85%	0	0.00%
Total	1233	440	330	117	35.45%	213	64.55%	0	0.00%
Blair Township, Precinct 1									
Polling	1412	174	129	60	46.51%	69	53.49%	0	0.00%
AVCB (if used)	1412	117	87	37	42.53%	50	57.47%	0	0.00%
Total	1412	291	216	97	44.91%	119	55.09%	0	0.00%
Blair Township, Precinct 2									
Polling	1984	285	227	116	51.10%	111	48.90%	0	0.00%
AVCB (if used)	1984	208	136	54	39.71%	82	60.29%	0	0.00%
Total	1984	493	363	170	46.83%	193	53.17%	0	0.00%
Blair Township, Precinct 3									
Polling	1298	152	107	46	42.99%	61	57.01%	0	0.00%
AVCB (if used)	1298	164	112	35	31.25%	77	68.75%	0	0.00%
Total	1298	316	219	81	36.99%	138	63.01%	0	0.00%
Blair Township, Precinct 4									
Polling	1443	184	135	61	45.19%	74	54.81%	0	0.00%
AVCB (if used)	1443	87	52	22	42.31%	30	57.69%	0	0.00%
Total	1443	271	187	83	44.39%	104	55.61%	0	0.00%
East Bay Charter Township, Precinct 1									
Polling	1725	161	97	52	53.61%	45	46.39%	0	0.00%
AVCB (if used)	1725	299	209	101	48.33%	108	51.67%	0	0.00%
Total	1725	460	306	153	50.00%	153	50.00%	0	0.00%
East Bay Charter Township, Precinct 2									
Polling	2813	344	233	106	45.49%	127	54.51%	0	0.00%
AVCB (if used)	2813	458	300	115	38.33%	184	61.33%	1	0.33%
Total	2813	802	533	221	41.46%	311	58.35%	1	0.19%
East Bay Charter Township, Precinct 3									
Polling	2008	248	174	74	42.53%	100	57.47%	0	0.00%
AVCB (if used)	2008	359	230	94	40.87%	135	58.70%	1	0.43%
Total	2008	607	404	168	41.58%	235	58.17%	1	0.25%
East Bay Charter Township, Precinct 4									
Polling	2618	324	217	86	39.63%	131	60.37%	0	0.00%

Statement of Votes Cast
Grand Traverse County, MI
2016 General Primary
SOVC For Jurisdiction Wide, All Counters, State Level Above

	REP D104 Representative								
	Reg. Voters	Times Counted	Total Votes	Jason Gillman (REP)		Larry C. Inman (REP)		Write-In Votes	
AVCB (if used)	2618	376	260	103	39.62%	157	60.38%	0	0.00%
Total	2618	700	477	189	39.62%	288	60.38%	0	0.00%
Fife Lake Township, Precinct 1									
Polling	1248	172	122	51	41.80%	71	58.20%	0	0.00%
AVCB (if used)	1248	83	46	22	47.83%	24	52.17%	0	0.00%
Total	1248	255	168	73	43.45%	95	56.55%	0	0.00%
Garfield Charter Township, Precinct 1									
Polling	2149	256	179	70	39.11%	109	60.89%	0	0.00%
AVCB (if used)	2149	215	155	39	25.16%	116	74.84%	0	0.00%
Total	2149	471	334	109	32.63%	225	67.37%	0	0.00%
Garfield Charter Township, Precinct 2									
Polling	2733	313	219	82	37.44%	136	62.10%	1	0.46%
AVCB (if used)	2733	452	281	96	34.16%	185	65.84%	0	0.00%
Total	2733	765	500	178	35.60%	321	64.20%	1	0.20%
Garfield Charter Township, Precinct 3									
Polling	2776	218	126	63	50.00%	63	50.00%	0	0.00%
AVCB (if used)	2776	275	184	72	39.13%	112	60.87%	0	0.00%
Total	2776	493	310	135	43.55%	175	56.45%	0	0.00%
Garfield Charter Township, Precinct 4									
Polling	2337	141	77	41	53.25%	36	46.75%	0	0.00%
AVCB (if used)	2337	222	129	44	34.11%	85	65.89%	0	0.00%
Total	2337	363	206	85	41.26%	121	58.74%	0	0.00%
Garfield Charter Township, Precinct 5									
Polling	2159	326	235	98	41.70%	137	58.30%	0	0.00%
AVCB (if used)	2159	289	176	65	36.93%	111	63.07%	0	0.00%
Total	2159	615	411	163	39.66%	248	60.34%	0	0.00%
Garfield Charter Township, Precinct 6									
Polling	2193	207	142	68	47.89%	74	52.11%	0	0.00%
AVCB (if used)	2193	273	169	67	39.64%	100	59.17%	2	1.18%
Total	2193	480	311	135	43.41%	174	55.95%	2	0.64%
Grant Township, Precinct 1									
Polling	924	230	155	72	46.45%	83	53.55%	0	0.00%
AVCB (if used)	924	0	0	0	-	0	-	0	-
Total	924	230	155	72	46.45%	83	53.55%	0	0.00%
Green Lake Township, Precinct 1									
Polling	1974	328	217	98	45.16%	119	54.84%	0	0.00%
AVCB (if used)	1974	208	147	54	36.73%	93	63.27%	0	0.00%
Total	1974	536	364	152	41.76%	212	58.24%	0	0.00%
Green Lake Township, Precinct 2									

Statement of Votes Cast
Grand Traverse County, MI
2016 General Primary
SOVC For Jurisdiction Wide, All Counters, State Level Above

	REP D104 Representative								
	Reg. Voters	Times Counted	Total Votes	Jason Gillman (REP)		Larry C. Inman (REP)		Write-In Votes	
Polling	2932	427	255	108	42.35%	147	57.65%	0	0.00%
AVCB (if used)	2932	164	91	33	36.26%	58	63.74%	0	0.00%
Total	2932	591	346	141	40.75%	205	59.25%	0	0.00%
Long Lake Township, Precinct 1									
Polling	2405	249	166	77	46.39%	89	53.61%	0	0.00%
AVCB (if used)	2405	236	136	54	39.71%	82	60.29%	0	0.00%
Total	2405	485	302	131	43.38%	171	56.62%	0	0.00%
Long Lake Township, Precinct 2									
Polling	2294	361	229	93	40.61%	134	58.52%	2	0.87%
AVCB (if used)	2294	306	206	71	34.47%	135	65.53%	0	0.00%
Total	2294	667	435	164	37.70%	269	61.84%	2	0.46%
Long Lake Township, Precinct 3									
Polling	2749	324	223	94	42.15%	127	56.95%	2	0.90%
AVCB (if used)	2749	405	247	98	39.68%	148	59.92%	1	0.40%
Total	2749	729	470	192	40.85%	275	58.51%	3	0.64%
Mayfield Township, Precinct 1									
Polling	1272	220	152	73	48.03%	78	51.32%	1	0.66%
AVCB (if used)	1272	0	0	0	-	0	-	0	-
Total	1272	220	152	73	48.03%	78	51.32%	1	0.66%
Paradise Township, Precinct 1									
Polling	1890	490	367	157	42.78%	209	56.95%	1	0.27%
AVCB (if used)	1890	0	0	0	-	0	-	0	-
Total	1890	490	367	157	42.78%	209	56.95%	1	0.27%
Paradise Township, Precinct 2									
Polling	1630	330	246	130	52.85%	115	46.75%	1	0.41%
AVCB (if used)	1630	0	0	0	-	0	-	0	-
Total	1630	330	246	130	52.85%	115	46.75%	1	0.41%
Peninsula Township, Precinct 1									
Polling	2602	630	460	217	47.17%	242	52.61%	1	0.22%
AVCB (if used)	2602	738	526	185	35.17%	340	64.64%	1	0.19%
Total	2602	1368	986	402	40.77%	582	59.03%	2	0.20%
Peninsula Township, Precinct 2									
Polling	2622	500	367	139	37.87%	228	62.13%	0	0.00%
AVCB (if used)	2622	689	489	152	31.08%	336	68.71%	1	0.20%
Total	2622	1189	856	291	34.00%	564	65.89%	1	0.12%
Union Township, Precinct 1									
Polling	351	97	66	25	37.88%	41	62.12%	0	0.00%
AVCB (if used)	351	0	0	0	-	0	-	0	-
Total	351	97	66	25	37.88%	41	62.12%	0	0.00%

Statement of Votes Cast
Grand Traverse County, MI
2016 General Primary
SOVC For Jurisdiction Wide, All Counters, State Level Above

REP D104 Representative

	Reg. Voters	Times Counted	Total Votes	Jason Gillman (REP)		Larry C. Inman (REP)		Write-In Votes	
Whitewater Township, Precinct 1									
Polling	2141	312	231	118	51.08%	110	47.62%	3	1.30%
AVCB (if used)	2141	317	222	77	34.68%	145	65.32%	0	0.00%
Total	2141	629	453	195	43.05%	255	56.29%	3	0.66%
City of Traverse City, Precinct 1									
Polling	2554	426	187	74	39.57%	113	60.43%	0	0.00%
AVCB (if used)	2554	302	156	57	36.54%	98	62.82%	1	0.64%
Total	2554	728	343	131	38.19%	211	61.52%	1	0.29%
City of Traverse City, Precinct 3									
Polling	2110	365	159	69	43.40%	90	56.60%	0	0.00%
AVCB (if used)	2110	263	127	39	30.71%	88	69.29%	0	0.00%
Total	2110	628	286	108	37.76%	178	62.24%	0	0.00%
City of Traverse City, Precinct 7									
Polling	2103	260	129	69	53.49%	59	45.74%	1	0.78%
AVCB (if used)	2103	200	93	45	48.39%	48	51.61%	0	0.00%
Total	2103	460	222	114	51.35%	107	48.20%	1	0.45%
City of Traverse City, Precinct 8									
Polling	2423	373	180	60	33.33%	118	65.56%	2	1.11%
AVCB (if used)	2423	267	131	42	32.06%	89	67.94%	0	0.00%
Total	2423	640	311	102	32.80%	207	66.56%	2	0.64%
City of Traverse City, Precinct 9									
Polling	1454	324	207	88	42.51%	119	57.49%	0	0.00%
AVCB (if used)	1454	237	143	56	39.16%	87	60.84%	0	0.00%
Total	1454	561	350	144	41.14%	206	58.86%	0	0.00%
City of Traverse City, Precinct 10									
Polling	1447	138	61	27	44.26%	34	55.74%	0	0.00%
AVCB (if used)	1447	210	104	31	29.81%	73	70.19%	0	0.00%
Total	1447	348	165	58	35.15%	107	64.85%	0	0.00%
Total									
Polling	72430	10562	6947	3070	44.19%	3862	55.59%	15	0.22%
AVCB (if used)	72430	8847	5625	2069	36.78%	3548	63.08%	8	0.14%
Total	72430	19409	12572	5139	40.88%	7410	58.94%	23	0.18%

Statement of Votes Cast
Grand Traverse County, MI
2016 General Primary
SOVC For Jurisdiction Wide, All Counters, State Level Above

	DEM D104 Representative									
	Reg. Voters	Times Counted	Total Votes	Betsy Coffia (DEM)		Megan Crandall (DEM)		Write-In Votes	
Jurisdiction Wide									
Acme Township, Precinct 1									
Polling	2424	396	103	85	82.52%	18	17.48%	0	0.00%
AVCB (if used)	2424	265	60	44	73.33%	16	26.67%	0	0.00%
Total	2424	661	163	129	79.14%	34	20.86%	0	0.00%
Acme Township, Precinct 2									
Polling	1233	277	52	36	69.23%	16	30.77%	0	0.00%
AVCB (if used)	1233	163	28	24	85.71%	4	14.29%	0	0.00%
Total	1233	440	80	60	75.00%	20	25.00%	0	0.00%
Blair Township, Precinct 1									
Polling	1412	174	17	12	70.59%	5	29.41%	0	0.00%
AVCB (if used)	1412	117	18	10	55.56%	8	44.44%	0	0.00%
Total	1412	291	35	22	62.86%	13	37.14%	0	0.00%
Blair Township, Precinct 2									
Polling	1984	285	28	22	78.57%	6	21.43%	0	0.00%
AVCB (if used)	1984	208	31	21	67.74%	10	32.26%	0	0.00%
Total	1984	493	59	43	72.88%	16	27.12%	0	0.00%
Blair Township, Precinct 3									
Polling	1298	152	26	18	69.23%	8	30.77%	0	0.00%
AVCB (if used)	1298	164	28	18	64.29%	10	35.71%	0	0.00%
Total	1298	316	54	36	66.67%	18	33.33%	0	0.00%
Blair Township, Precinct 4									
Polling	1443	184	29	18	62.07%	11	37.93%	0	0.00%
AVCB (if used)	1443	87	17	12	70.59%	5	29.41%	0	0.00%
Total	1443	271	46	30	65.22%	16	34.78%	0	0.00%
East Bay Charter Township, Precinct 1									
Polling	1725	161	52	46	88.46%	6	11.54%	0	0.00%
AVCB (if used)	1725	299	60	50	83.33%	10	16.67%	0	0.00%
Total	1725	460	112	96	85.71%	16	14.29%	0	0.00%
East Bay Charter Township, Precinct 2									
Polling	2813	344	75	63	84.00%	12	16.00%	0	0.00%
AVCB (if used)	2813	458	81	57	70.37%	24	29.63%	0	0.00%
Total	2813	802	156	120	76.92%	36	23.08%	0	0.00%
East Bay Charter Township, Precinct 3									
Polling	2008	248	52	37	71.15%	15	28.85%	0	0.00%
AVCB (if used)	2008	359	77	62	80.52%	15	19.48%	0	0.00%
Total	2008	607	129	99	76.74%	30	23.26%	0	0.00%
East Bay Charter Township, Precinct 4									
Polling	2618	324	76	64	84.21%	12	15.79%	0	0.00%

Statement of Votes Cast
Grand Traverse County, MI
2016 General Primary
SOVC For Jurisdiction Wide, All Counters, State Level Above

	DEM D104 Representative								
	Reg. Voters	Times Counted	Total Votes	Betsy Coffia (DEM)		Megan Crandall (DEM)		Write-In Votes	
AVCB (if used)	2618	376	70	62	88.57%	8	11.43%	0	0.00%
Total	2618	700	146	126	86.30%	20	13.70%	0	0.00%
Fife Lake Township, Precinct 1									
Polling	1248	172	38	30	78.95%	8	21.05%	0	0.00%
AVCB (if used)	1248	83	17	13	76.47%	3	17.65%	1	5.88%
Total	1248	255	55	43	78.18%	11	20.00%	1	1.82%
Garfield Charter Township, Precinct 1									
Polling	2149	256	52	46	88.46%	5	9.62%	1	1.92%
AVCB (if used)	2149	215	32	22	68.75%	10	31.25%	0	0.00%
Total	2149	471	84	68	80.95%	15	17.86%	1	1.19%
Garfield Charter Township, Precinct 2									
Polling	2733	313	72	60	83.33%	12	16.67%	0	0.00%
AVCB (if used)	2733	452	94	69	73.40%	25	26.60%	0	0.00%
Total	2733	765	166	129	77.71%	37	22.29%	0	0.00%
Garfield Charter Township, Precinct 3									
Polling	2776	218	82	67	81.71%	15	18.29%	0	0.00%
AVCB (if used)	2776	275	50	32	64.00%	18	36.00%	0	0.00%
Total	2776	493	132	99	75.00%	33	25.00%	0	0.00%
Garfield Charter Township, Precinct 4									
Polling	2337	141	53	37	69.81%	16	30.19%	0	0.00%
AVCB (if used)	2337	222	61	38	62.30%	23	37.70%	0	0.00%
Total	2337	363	114	75	65.79%	39	34.21%	0	0.00%
Garfield Charter Township, Precinct 5									
Polling	2159	326	68	58	85.29%	10	14.71%	0	0.00%
AVCB (if used)	2159	289	75	56	74.67%	18	24.00%	1	1.33%
Total	2159	615	143	114	79.72%	28	19.58%	1	0.70%
Garfield Charter Township, Precinct 6									
Polling	2193	207	53	43	81.13%	10	18.87%	0	0.00%
AVCB (if used)	2193	273	62	47	75.81%	15	24.19%	0	0.00%
Total	2193	480	115	90	78.26%	25	21.74%	0	0.00%
Grant Township, Precinct 1									
Polling	924	230	43	25	58.14%	18	41.86%	0	0.00%
AVCB (if used)	924	0	0	0	-	0	-	0	-
Total	924	230	43	25	58.14%	18	41.86%	0	0.00%
Green Lake Township, Precinct 1									
Polling	1974	328	89	86	96.63%	3	3.37%	0	0.00%
AVCB (if used)	1974	208	35	31	88.57%	4	11.43%	0	0.00%
Total	1974	536	124	117	94.35%	7	5.65%	0	0.00%
Green Lake Township, Precinct 2									

Statement of Votes Cast
Grand Traverse County, MI
2016 General Primary
SOVC For Jurisdiction Wide, All Counters, State Level Above

DEM D104 Representative

	Reg. Voters	Times Counted	Total Votes	Betsy Coffia (DEM)		Megan Crandall (DEM)		Write-In Votes	
Polling	2932	427	136	114	83.82%	22	16.18%	0	0.00%
AVCB (if used)	2932	164	49	36	73.47%	13	26.53%	0	0.00%
Total	2932	591	185	150	81.08%	35	18.92%	0	0.00%
Long Lake Township, Precinct 1									
Polling	2405	249	73	64	87.67%	8	10.96%	1	1.37%
AVCB (if used)	2405	236	71	52	73.24%	19	26.76%	0	0.00%
Total	2405	485	144	116	80.56%	27	18.75%	1	0.69%
Long Lake Township, Precinct 2									
Polling	2294	361	96	82	85.42%	13	13.54%	1	1.04%
AVCB (if used)	2294	306	71	50	70.42%	21	29.58%	0	0.00%
Total	2294	667	167	132	79.04%	34	20.36%	1	0.60%
Long Lake Township, Precinct 3									
Polling	2749	324	81	62	76.54%	19	23.46%	0	0.00%
AVCB (if used)	2749	405	103	89	86.41%	14	13.59%	0	0.00%
Total	2749	729	184	151	82.07%	33	17.93%	0	0.00%
Mayfield Township, Precinct 1									
Polling	1272	220	34	24	70.59%	10	29.41%	0	0.00%
AVCB (if used)	1272	0	0	0	-	0	-	0	-
Total	1272	220	34	24	70.59%	10	29.41%	0	0.00%
Paradise Township, Precinct 1									
Polling	1890	490	71	55	77.46%	16	22.54%	0	0.00%
AVCB (if used)	1890	0	0	0	-	0	-	0	-
Total	1890	490	71	55	77.46%	16	22.54%	0	0.00%
Paradise Township, Precinct 2									
Polling	1630	330	52	46	88.46%	6	11.54%	0	0.00%
AVCB (if used)	1630	0	0	0	-	0	-	0	-
Total	1630	330	52	46	88.46%	6	11.54%	0	0.00%
Peninsula Township, Precinct 1									
Polling	2602	630	52	43	82.69%	9	17.31%	0	0.00%
AVCB (if used)	2602	738	52	45	86.54%	7	13.46%	0	0.00%
Total	2602	1368	104	88	84.62%	16	15.38%	0	0.00%
Peninsula Township, Precinct 2									
Polling	2622	500	70	53	75.71%	17	24.29%	0	0.00%
AVCB (if used)	2622	689	73	49	67.12%	24	32.88%	0	0.00%
Total	2622	1189	143	102	71.33%	41	28.67%	0	0.00%
Union Township, Precinct 1									
Polling	351	97	23	17	73.91%	6	26.09%	0	0.00%
AVCB (if used)	351	0	0	0	-	0	-	0	-
Total	351	97	23	17	73.91%	6	26.09%	0	0.00%

Statement of Votes Cast
Grand Traverse County, MI
2016 General Primary
SOVC For Jurisdiction Wide, All Counters, State Level Above

DEM D104 Representative

	Reg. Voters	Times Counted	Total Votes	Betsy Coffia (DEM)		Megan Crandall (DEM)		Write-In Votes	
Whitewater Township, Precinct 1									
Polling	2141	312	57	32	56.14%	25	43.86%	0	0.00%
AVCB (if used)	2141	317	47	31	65.96%	16	34.04%	0	0.00%
Total	2141	629	104	63	60.58%	41	39.42%	0	0.00%
City of Traverse City, Precinct 1									
Polling	2554	426	210	187	89.05%	22	10.48%	1	0.48%
AVCB (if used)	2554	302	105	76	72.38%	29	27.62%	0	0.00%
Total	2554	728	315	263	83.49%	51	16.19%	1	0.32%
City of Traverse City, Precinct 3									
Polling	2110	365	184	160	86.96%	24	13.04%	0	0.00%
AVCB (if used)	2110	263	84	70	83.33%	14	16.67%	0	0.00%
Total	2110	628	268	230	85.82%	38	14.18%	0	0.00%
City of Traverse City, Precinct 7									
Polling	2103	260	115	104	90.43%	11	9.57%	0	0.00%
AVCB (if used)	2103	200	77	52	67.53%	25	32.47%	0	0.00%
Total	2103	460	192	156	81.25%	36	18.75%	0	0.00%
City of Traverse City, Precinct 8									
Polling	2423	373	165	143	86.67%	22	13.33%	0	0.00%
AVCB (if used)	2423	267	91	76	83.52%	14	15.38%	1	1.10%
Total	2423	640	256	219	85.55%	36	14.06%	1	0.39%
City of Traverse City, Precinct 9									
Polling	1454	324	90	75	83.33%	15	16.67%	0	0.00%
AVCB (if used)	1454	237	74	62	83.78%	11	14.86%	1	1.35%
Total	1454	561	164	137	83.54%	26	15.85%	1	0.61%
City of Traverse City, Precinct 10									
Polling	1447	138	69	61	88.41%	8	11.59%	0	0.00%
AVCB (if used)	1447	210	79	53	67.09%	26	32.91%	0	0.00%
Total	1447	348	148	114	77.03%	34	22.97%	0	0.00%
Total									
Polling	72430	10562	2638	2175	82.45%	459	17.40%	4	0.15%
AVCB (if used)	72430	8847	1872	1409	75.27%	459	24.52%	4	0.21%
Total	72430	19409	4510	3584	79.47%	918	20.35%	8	0.18%

n August 2016 Primary Election

al Zeros Page
Results Page
est Homepage

Representative in Congress

4th District

1 position per party

Precinct		# of Reg. Voters	Poll Book Totals	% Voters (Per Precinct)	John Moolenaar Republican	TOTALS	Debra Wirth (WI) Democrat	TOTALS
City of Alma #1	5200001	1488	425	28.56%	216	216	15	15
City of Alma #2	5200002	2033	400	19.68%	227	227	22	22
City of Alma #3	5200003	2074	243	11.72%	139	139	9	9
City of Ithaca	5400001	2013	433	21.51%	308	308	7	7
City of St. Louis	5600001	2498	272	10.89%	195	195	5	5
Arcada #1A	0200001A	1310	318	24.27%	238	238	3	3
Arcada #1B	0200001B	0	0	NA	0	0	0	0
Bethany	0400001	1028	174	16.93%	115	115	1	1
Elba #1A	0600001A	893	207	23.18%	126	126	9	9
Elba #1B	0600001B	0	0	NA	0	0	0	0
Emerson #1A	0800001A	703	174	24.75%	118	118	1	1
Emerson #1B	0800001B	0	0	NA	0	0	0	0
Fulton	1000001	1800	269	14.94%	192	192	1	1
Hamilton #1A	1200001A	319	87	27.27%	69	69	0	0
Hamilton #1B	1200001B	0	0	NA	0	0	0	0
Lafayette	1400001	421	94	22.33%	80	80	0	0
New Haven	1800001	686	151	22.01%	114	114	0	0
Newark	1600001	640	123	19.22%	91	91	3	3
North Shade	2000001	355	97	27.32%	65	65	0	0
North Star #1A	2200001A	618	159	25.73%	121	121	1	1
North Star #1B	2200001B	0	0	NA	0	0	0	0
Pine River	2400001	1752	306	17.47%	217	217	4	4
Seville	2600001	1625	303	18.65%	212	212	0	0
Sumner #1A	2200001A	1333	240	18.00%	179	179	4	4
Sumner #1B	2200001B	0	0	NA	0	0	0	0
Washington #1A	3000001A	631	149	23.61%	116	116	0	0
Washington #1B	3000001B	0	0	NA	0	0	0	0
Wheeler	3200001	1869	207	11.08%	150	150	3	3
Crystal-Montcalm	3100001	0	0	NA	0	0	0	0
Ferris-Montcalm	3300001	0	0	NA	0	0	0	0
Richland-Montcalm	3500001	0	0	NA	0	0	0	0
Chapin-Saginaw	3700001	0	0	NA	0	0	0	0
Marion-Saginaw	3900001	0	0	NA	0	0	0	0
Totals		**26089**	**4831**		**3288**	**3288**	**88**	**88**

ELECTION Magic

Gratiot County
ELECTION RETURNS

DETAILED results for Representative in State Legislature 70th District

To find a particular township quickly, choose "Find" from the Edit Menu (control-f or command-f) and enter the name of the township.

	# Reg. Voters	Poll Book	% Reg. Voters	Gregory S. **Alexander**	James A. **Lower**	L. Charles **Mulholland**	Jeremy M. **Putansu**	Dale **Reyburn**	Michael **Van Kleeck**	Ken **Hart**
TOTAL	--	--	--	**67**	**827**	**208**	**70**	**194**	**196**	**390**
City of Alma #1	1488	425	28.56%	6	131	32	12	20	31	108
City of Alma #2	2033	400	19.68%	12	123	31	8	34	48	84
City of Alma #3	2074	243	11.72%	7	61	28	15	I3	20	63
City of St. Louis	2498	272	10.89%	9	103	22	4	27	40	45
Arcada #1A	1310	318	24.27%	0	0	0	0	0	0	0
Bethany	1028	174	16.93%	4	91	12	1	17	9	19
Emerson #1A	703	174	24.75%	4	55	20	1	35	6	11
Pine River	1752	306	17.47%	10	150	36	4	22	11	39
Seville	1625	303	18.65%	15	113	27	25	26	31	21
				Gregory S. **Alexander**	James A. **Lower**	L. Charles **Mulholland**	Jeremy M. **Putansu**	Dale **Reyburn**	Michael **Van Kleeck**	Ken **Hart**

Back to Summaries

ELECTION Magic

Gratiot County
ELECTION RETURNS

DETAILED results for Representative in State Legislature 93rd District

To find a particular township quickly, choose "Find" from the Edit Menu (control-f or command-f) and enter the name of the township.

	# Reg. Voters	Poll Book	% Reg. Voters	Tom **Leonard**	Charles **Truesdell**	Josh **Derke**
TOTAL	--	--	--	**1568**	**414**	**254**
City of Ithaca	2013	433	21.51%	286	49	48
Arcada #1B	0	No Report	--	173	66	33
Elba #1A	893	207	23.18%	107	27	37
Fulton	1800	269	14.94%	156	56	25
Hamilton #1A	319	87	27.27%	59	17	1
Lafayette	421	94	22.33%	65	19	4
New Haven	686	151	22.01%	101	26	7
Newark	640	123	19.22%	81	17	15
North Shade	355	97	27.32%	47	16	17
North Star #1A	618	159	25.73%	103	31	7
Sumner #1A	1333	240	18.00%	153	33	25
Washington #1A	631	149	23.61%	100	27	4
Wheeler	1869	207	11.08%	137	30	31
				Tom **Leonard**	Charles **Truesdell**	Josh **Derke**

Back to Summaries

NUMBERED KEY CANVASS
RUN DATE:08/09/16 03:19 PM

REPORT-EL52 PAGE 0001

STATISTICS

	TOTAL	PERCENT
01 = REGISTERED VOTERS - TOTAL	35,390	
02 = BALLOTS CAST - TOTAL	~~7,522~~ 7520	
03 = BALLOTS CAST - CROSSOVER	6,874	

	TOTAL	PERCENT
04 = VOTER TURNOUT - TOTAL		21.25
05 = VOTER TURNOUT - CROSSOVER		19.42

	01	02	03	04	05
0001 CITY OF HILLSDALE #1	993	220	205		20.64
0002 CITY OF HILLSDALE #2	996	162	147		14.76
0003 CITY OF HILLSDALE #3	1467	349	322		21.95
0004 CITY OF HILLSDALE #4	1433	336	310		21.63
0005 CITY OF JONESVILLE	1662	380	338		20.34
0006 CITY OF LITCHFIELD	930	211	193		20.75
0007 CITY OF READING	780	166	159		20.38
0008 ADAMS TOWNSHIP	2039	505	458		22.46
0009 ALLEN TOWNSHIP	1335	~~265~~ 263	250		18.73
0010 AMBOY TOWNSHIP	937	114	98		10.46
0011 CAMBRIA TOWNSHIP	1883	495	442		23.47
0012 CAMDEN TOWNSHIP	1373	242	220		16.02
0013 FAYETTE TOWNSHIP	876	254	239		27.28
0014 HILLSDALE TOWNSHIP	3264	494	469		14.37
0015 JEFFERSON TOWNSHIP	2469	547	505		20.45
0016 LITCHFIELD TOWNSHIP	751	159	147		19.57
0017 MOSCOW TOWNSHIP	1049	232	208		19.83
0018 PITTSFORD TOWNSHIP	1149	212	196		17.06
0019 RANSOM TOWNSHIP	621	121	114		18.36
0020 READING TOWNSHIP	1477	439	400		27.08
0021 SCIPIO TOWNSHIP	1407	247	234		16.63
0022 SOMERSET TOWNSHIP #1	1799	379	334		18.57
0023 SOMERSET TOWNSHIP #2	1845	432	369		20.00
0024 WHEATLAND TOWNSHIP	1005	158	139		13.83
0025 WOODBRIDGE TOWNSHIP	713	191	176		24.68
0026 WRIGHT TOWNSHIP	1137	212	202		17.77

REPRESENTATIVE IN CONGRESS
Vote for not more than 1

	VOTES	PERCENT		VOTES	PERCENT
01 = Doug North	1,566	24.46			
02 = Tim Walberg	4,819	75.26	03 = WRITE-IN	18	.28

	01	02	03
0001 CITY OF HILLSDALE #1	53	137	2
0002 CITY OF HILLSDALE #2	22	111	1
0003 CITY OF HILLSDALE #3	87	205	0
0004 CITY OF HILLSDALE #4	70	211	1
0005 CITY OF JONESVILLE	72	241	1
0006 CITY OF LITCHFIELD	36	148	4
0007 CITY OF READING	42	110	0
0008 ADAMS TOWNSHIP	94	311	1
0009 ALLEN TOWNSHIP	54	184	1
0010 AMBOY TOWNSHIP	17	75	0
0011 CAMBRIA TOWNSHIP	97	319	0
0012 CAMDEN TOWNSHIP	44	165	0
0013 FAYETTE TOWNSHIP	51	174	0
0014 HILLSDALE TOWNSHIP	113	324	0
0015 JEFFERSON TOWNSHIP	120	351	3
0016 LITCHFIELD TOWNSHIP	23	118	0
0017 MOSCOW TOWNSHIP	58	138	0
0018 PITTSFORD TOWNSHIP	41	142	0
0019 RANSOM TOWNSHIP	21	85	1
0020 READING TOWNSHIP	89	271	0
0021 SCIPIO TOWNSHIP	73	149	1
0022 SOMERSET TOWNSHIP #1	94	213	0
0023 SOMERSET TOWNSHIP #2	95	242	1
0024 WHEATLAND TOWNSHIP	31	102	0
0025 WOODBRIDGE TOWNSHIP	30	136	1
0026 WRIGHT TOWNSHIP	39	157	0

REPRESENTATIVE IN CONGRESS
Vote for not more than 1

	VOTES	PERCENT
01 = Gretchen D. Driskell	406	99.75
02 = WRITE-IN	1	.25

	01	02
0001 CITY OF HILLSDALE #1	11	0
0002 CITY OF HILLSDALE #2	6	0
0003 CITY OF HILLSDALE #3	16	0
0004 CITY OF HILLSDALE #4	20	0
0005 CITY OF JONESVILLE	18	0
0006 CITY OF LITCHFIELD	14	0
0007 CITY OF READING	4	0
0008 ADAMS TOWNSHIP	28	0
0009 ALLEN TOWNSHIP	12	0
0010 AMBOY TOWNSHIP	12	0
0011 CAMBRIA TOWNSHIP	27	0
0012 CAMDEN TOWNSHIP	19	0
0013 FAYETTE TOWNSHIP	12	0
0014 HILLSDALE TOWNSHIP	22	0
0015 JEFFERSON TOWNSHIP	28	0
0016 LITCHFIELD TOWNSHIP	4	0
0017 MOSCOW TOWNSHIP	12	1
0018 PITTSFORD TOWNSHIP	8	0
0019 RANSOM TOWNSHIP	4	0
0020 READING TOWNSHIP	20	0
0021 SCIPIO TOWNSHIP	10	0
0022 SOMERSET TOWNSHIP #1	29	0
0023 SOMERSET TOWNSHIP #2	44	0
0024 WHEATLAND TOWNSHIP	16	0
0025 WOODBRIDGE TOWNSHIP	3	0
0026 WRIGHT TOWNSHIP	7	0

STATE REPRESENTATIVE
Vote for not more than 1

	VOTES	PERCENT
01 = Eric Leutheuser	5,906	99.28
02 = WRITE-IN	43	.72

	01	02
0001 CITY OF HILLSDALE #1	184	1
0002 CITY OF HILLSDALE #2	129	0
0003 CITY OF HILLSDALE #3	274	3
0004 CITY OF HILLSDALE #4	259	3
0005 CITY OF JONESVILLE	303	1
0006 CITY OF LITCHFIELD	171	3
0007 CITY OF READING	144	0
0008 ADAMS TOWNSHIP	378	2
0009 ALLEN TOWNSHIP	230	1
0010 AMBOY TOWNSHIP	79	1
0011 CAMBRIA TOWNSHIP	399	2
0012 CAMDEN TOWNSHIP	196	1
0013 FAYETTE TOWNSHIP	206	0
0014 HILLSDALE TOWNSHIP	393	5
0015 JEFFERSON TOWNSHIP	436	6
0016 LITCHFIELD TOWNSHIP	136	0
0017 MOSCOW TOWNSHIP	173	1
0018 PITTSFORD TOWNSHIP	180	0
0019 RANSOM TOWNSHIP	100	2
0020 READING TOWNSHIP	330	0
0021 SCIPIO TOWNSHIP	196	3
0022 SOMERSET TOWNSHIP #1	259	3
0023 SOMERSET TOWNSHIP #2	289	3
0024 WHEATLAND TOWNSHIP	118	0
0025 WODDBRIDGE TOWNSHIP	163	2
0026 WRIGHT TOWNSHIP	181	0

STATE REPRESENTATIVE

	VOTES	PERCENT
Vote for not more than 1		
01 = Mary Hamaty	402	99.50
02 = WRITE-IN	2	.50

	01	02
0001 CITY OF HILLSDALE #1	11	0
0002 CITY OF HILLSDALE #2	6	0
0003 CITY OF HILLSDALE #3	15	0
0004 CITY OF HILLSDALE #4	19	1
0005 CITY OF JONESVILLE	17	0
0006 CITY OF LITCHFIELD	14	0
0007 CITY OF READING	4	0
0008 ADAMS TOWNSHIP	27	0
0009 ALLEN TOWNSHIP	12	0
0010 AMBOY TOWNSHIP	12	0
0011 CAMBRIA TOWNSHIP	28	0
0012 CAMDEN TOWNSHIP	19	0
0013 FAYETTE TOWNSHIP	12	0
0014 HILLSDALE TOWNSHIP	21	0
0015 JEFFERSON TOWNSHIP	28	0
0016 LITCHFIELD TOWNSHIP	5	0
0017 MOSCOW TOWNSHIP	12	1
0018 PITTSFORD TOWNSHIP	8	0
0019 RANSOM TOWNSHIP	4	0
0020 READING TOWNSHIP	20	0
0021 SCIPIO TOWNSHIP	10	0
0022 SOMERSET TOWNSHIP #1	29	0
0023 SOMERSET TOWNSHIP #2	43	0
0024 WHEATLAND TOWNSHIP	16	0
0025 WOODBRIDGE TOWNSHIP	3	0
0026 WRIGHT TOWNSHIP	7	0

Lovegrove, Amy (MDOS)

From: Marney Kast <mkast@co.hillsdale.mi.us>
Sent: Thursday, August 11, 2016 11:45 AM
To: Lovegrove, Amy (MDOS)
Subject: RE: County Canvass/ Precinct Results

That would be correct. Thanks -

Marney M. Kast
Hillsdale County Clerk
Voice: 517-437-3391
Fax: 517-437-3392
Email: mkast@co.hillsdale.mi.us

From: Lovegrove, Amy (MDOS) [mailto:lovegrovea1@michigan.gov]
Sent: Thursday, August 11, 2016 11:00 AM
To: Marney Kast
Subject: RE: County Canvass/ Precinct Results

So Allen Township's Ballot Cast number should be 263 (it is 265 on the report).

Amy Lovegrove
Departmental Analyst
Bureau of Elections
Disclosure Data Division
(517) 241-2545

State filers must use e-SofO to file a new or amended Statement of Organization. Visit our website for details!

Follow us on Twitter @MICHCFR



From: Marney Kast [mailto:mkast@co.hillsdale.mi.us]
Sent: Thursday, August 11, 2016 10:57 AM
To: Lovegrove, Amy (MDOS)
Subject: RE: County Canvass/ Precinct Results

Good Morning Amy –
In looking over our reports, we had Allen Township come back in and re-run their ballots. On Election Day, they had 2 jams with the tabulator which made them over 2 at the end of the night. So the correct number is 7520. Let me know if you have any more questions.
Thanks,
Marney

Marney M. Kast
Hillsdale County Clerk
Voice: 517-437-3391
Fax: 517-437-3392
Email: mkast@co.hillsdale.mi.us

From: Lovegrove, Amy (MDOS) [mailto:lovegrovea1@michigan.gov]
Sent: Thursday, August 11, 2016 8:46 AM
To: MKast@co.hillsdale.mi.us
Subject: County Canvass/ Precinct Results
Importance: High

Hi Marney,

The Bureau of Elections received your County Canvass and the Precinct Results. The Poll Book total reported on the canvass is 7520, however the precinct results show 7522. Can you please let me know which is correct. If the Canvass needs to be changed, I will have to do that for you. If the precinct results are incorrect, you will have to let me know where the numbers are off.

Thanks! ☺

Amy Lovegrove
Departmental Analyst
Bureau of Elections
Disclosure Data Division
(517) 241-2545

State filers must use e-SofO to file a new or amended Statement of Organization. Visit our website for details!

Follow us on Twitter @MICHCFR



	VOTES	PERCENT
COUNCILPERSON HILLSDALE CITY, WARD II		
Vote for not more than 1		
01 = William Morrisey	81	98.78
02 = WRITE-IN	1	1.22

	01	02
0002 CITY OF HILLSDALE #2	81	1

	VOTES	PERCENT		VOTES	PERCENT
COUNCILPERSON HILLSDALE CITY, WARD III					
Vote for not more than 1					
01 = Julian Kast	120	47.24			
02 = Bill Zeiser	134	52.76	03 = WRITE-IN	0	

	01	02	03
0003 CITY OF HILLSDALE #3	120	134	0

	VOTES	PERCENT
PROSECUTING ATTORNEY		
Vote for not more than 1		
01 = Neal A. Brady	5,380	98.12
02 = WRITE-IN	103	1.88

	01	02
0001 CITY OF HILLSDALE #1	168	5
0002 CITY OF HILLSDALE #2	114	2
0003 CITY OF HILLSDALE #3	252	3
0004 CITY OF HILLSDALE #4	245	6
0005 CITY OF JONESVILLE	275	4
0006 CITY OF LITCHFIELD	156	4
0007 CITY OF READING	132	2
0008 ADAMS TOWNSHIP	365	7
0009 ALLEN TOWNSHIP	211	1
0010 AMBOY TOWNSHIP	72	1
0011 CAMBRIA TOWNSHIP	350	9
0012 CAMDEN TOWNSHIP	175	2
0013 FAYETTE TOWNSHIP	193	2
0014 HILLSDALE TOWNSHIP	346	12
0015 JEFFERSON TOWNSHIP	401	2
0016 LITCHFIELD TOWNSHIP	121	0
0017 MOSCOW TOWNSHIP	156	3
0018 PITTSFORD TOWNSHIP	167	1
0019 RANSOM TOWNSHIP	79	6
0020 READING TOWNSHIP	301	2
0021 SCIPIO TOWNSHIP	170	8
0022 SOMERSET TOWNSHIP #1	241	4
0023 SOMERSET TOWNSHIP #2	272	3
0024 WHEATLAND TOWNSHIP	109	2
0025 WOODBRIDGE TOWNSHIP	145	7
0026 WRIGHT TOWNSHIP	164	5

SHERIFF
Vote for not more than 1

	VOTES	PERCENT		VOTES	PERCENT
01 = Tammy Dow	798	11.80	03 = Jon Paul Rutan	1,428	21.11
02 = Tim Parker	4,534	67.04	04 = WRITE-IN	3	.04

	01	02	03	04
0001 CITY OF HILLSDALE #1	17	139	48	1
0002 CITY OF HILLSDALE #2	21	97	30	0
0003 CITY OF HILLSDALE #3	24	228	67	0
0004 CITY OF HILLSDALE #4	39	223	44	0
0005 CITY OF JONESVILLE	26	249	61	0
0006 CITY OF LITCHFIELD	81	94	17	0
0007 CITY OF READING	20	110	29	0
0008 ADAMS TOWNSHIP	42	319	92	0
0009 ALLEN TOWNSHIP	19	201	27	0
0010 AMBOY TOWNSHIP	12	66	19	0
0011 CAMBRIA TOWNSHIP	30	296	113	0
0012 CAMDEN TOWNSHIP	50	139	29	0
0013 FAYETTE TOWNSHIP	29	172	37	0
0014 HILLSDALE TOWNSHIP	38	360	69	0
0015 JEFFERSON TOWNSHIP	59	327	113	0
0016 LITCHFIELD TOWNSHIP	38	97	11	0
0017 MOSCOW TOWNSHIP	16	120	70	0
0018 PITTSFORD TOWNSHIP	31	122	40	0
0019 RANSOM TOWNSHIP	10	82	20	0
0020 READING TOWNSHIP	36	275	76	0
0021 SCIPIO TOWNSHIP	40	127	64	1
0022 SOMERSET TOWNSHIP #1	33	179	102	1
0023 SOMERSET TOWNSHIP #2	29	168	142	0
0024 WHEATLAND TOWNSHIP	14	88	34	0
0025 WODDBRIDGE TOWNSHIP	20	112	44	0
0026 WRIGHT TOWNSHIP	24	144	30	0

	VOTES	PERCENT		VOTES	PERCENT
CLERK					
Vote for not more than 1					
01 = Geter Jenkins	1,089	18.13			
02 = Marney Kast	4,895	81.50	03 = WRITE-IN	22	.37

	01	02	03
0001 CITY OF HILLSDALE #1	33	147	0
0002 CITY OF HILLSDALE #2	14	115	0
0003 CITY OF HILLSDALE #3	55	219	0
0004 CITY OF HILLSDALE #4	40	226	2
0005 CITY OF JONESVILLE	51	244	1
0006 CITY OF LITCHFIELD	26	149	3
0007 CITY OF READING	25	116	1
0008 ADAMS TOWNSHIP	66	338	1
0009 ALLEN TOWNSHIP	43	184	0
0010 AMBOY TOWNSHIP	20	62	0
0011 CAMBRIA TOWNSHIP	72	331	0
0012 CAMDEN TOWNSHIP	30	167	0
0013 FAYETTE TOWNSHIP	36	170	0
0014 HILLSDALE TOWNSHIP	55	359	0
0015 JEFFERSON TOWNSHIP	101	345	2
0016 LITCHFIELD TOWNSHIP	12	119	0
0017 MOSCOW TOWNSHIP	34	158	0
0018 PITTSFORD TOWNSHIP	28	149	1
0019 RANSOM TOWNSHIP	19	79	1
0020 READING TOWNSHIP	68	263	2
0021 SCIPIO TOWNSHIP	37	173	1
0022 SOMERSET TOWNSHIP #1	62	213	1
0023 SOMERSET TOWNSHIP #2	89	193	4
0024 WHEATLAND TOWNSHIP	16	99	1
0025 WOODBRIDGE TOWNSHIP	26	130	1
0026 WRIGHT TOWNSHIP	31	147	0

TREASURER
Vote for not more than 1

	VOTES	PERCENT		VOTES	PERCENT
01 = Brennon Balcom	1,335	21.39	03 = Stephenie Kyser	2,895	46.39
02 = Pamela Esterline Beck	1,994	31.96	04 = WRITE-IN	16	.26

	01	02	03	04
0001 CITY OF HILLSDALE #1	42	60	93	0
0002 CITY OF HILLSDALE #2	28	46	56	0
0003 CITY OF HILLSDALE #3	77	75	139	0
0004 CITY OF HILLSDALE #4	67	75	136	2
0005 CITY OF JONESVILLE	78	86	144	0
0006 CITY OF LITCHFIELD	22	49	108	3
0007 CITY OF READING	46	50	45	0
0008 ADAMS TOWNSHIP	71	133	215	1
0009 ALLEN TOWNSHIP	57	58	115	1
0010 AMBOY TOWNSHIP	17	24	47	0
0011 CAMBRIA TOWNSHIP	105	120	183	2
0012 CAMDEN TOWNSHIP	53	61	91	0
0013 FAYETTE TOWNSHIP	63	53	103	0
0014 HILLSDALE TOWNSHIP	93	129	196	0
0015 JEFFERSON TOWNSHIP	69	106	289	0
0016 LITCHFIELD TOWNSHIP	24	43	67	0
0017 MOSCOW TOWNSHIP	30	74	85	1
0018 PITTSFORD TOWNSHIP	35	40	107	0
0019 RANSOM TOWNSHIP	16	37	51	0
0020 READING TOWNSHIP	113	108	120	1
0021 SCIPIO TOWNSHIP	55	47	108	1
0022 SOMERSET TOWNSHIP #1	64	160	78	2
0023 SOMERSET TOWNSHIP #2	39	198	73	2
0024 WHEATLAND TOWNSHIP	27	40	59	0
0025 WOODBRIDGE TOWNSHIP	21	68	78	0
0026 WRIGHT TOWNSHIP	23	54	109	0

REGISTER OF DEEDS
Vote for not more than 1

	VOTES	PERCENT
01 = Bambi L. Somerlott	5,531	99.50
02 = WRITE-IN	28	.50

	01	02
0001 CITY OF HILLSDALE #1	163	1
0002 CITY OF HILLSDALE #2	119	0
0003 CITY OF HILLSDALE #3	244	0
0004 CITY OF HILLSDALE #4	246	2
0005 CITY OF JONESVILLE	273	3
0006 CITY OF LITCHFIELD	159	2
0007 CITY OF READING	128	1
0008 ADAMS TOWNSHIP	379	3
0009 ALLEN TOWNSHIP	214	1
0010 AMBOY TOWNSHIP	76	2
0011 CAMBRIA TOWNSHIP	381	1
0012 CAMDEN TOWNSHIP	194	0
0013 FAYETTE TOWNSHIP	191	0
0014 HILLSDALE TOWNSHIP	375	1
0015 JEFFERSON TOWNSHIP	411	2
0016 LITCHFIELD TOWNSHIP	120	0
0017 MOSCOW TOWNSHIP	171	0
0018 PITTSFORD TOWNSHIP	172	1
0019 RANSOM TOWNSHIP	92	2
0020 READING TOWNSHIP	302	0
0021 SCIPIO TOWNSHIP	182	1
0022 SOMERSET TOWNSHIP #1	247	3
0023 SOMERSET TOWNSHIP #2	263	2
0024 WHEATLAND TOWNSHIP	102	0
0025 WOODBRIDGE TOWNSHIP	158	0
0026 WRIGHT TOWNSHIP	169	0

COUNTY ROAD COMMISSIONER
Vote for not more than 1

	VOTES	PERCENT
01 = Bob Godfrey	5,402	99.34
02 = WRITE-IN	36	.66

	01	02
0001 CITY OF HILLSDALE #1	154	2
0002 CITY OF HILLSDALE #2	115	0
0003 CITY OF HILLSDALE #3	239	0
0004 CITY OF HILLSDALE #4	234	3
0005 CITY OF JONESVILLE	268	2
0006 CITY OF LITCHFIELD	158	3
0007 CITY OF READING	130	1
0008 ADAMS TOWNSHIP	360	0
0009 ALLEN TOWNSHIP	211	0
0010 AMBOY TOWNSHIP	77	2
0011 CAMBRIA TOWNSHIP	363	1
0012 CAMDEN TOWNSHIP	187	0
0013 FAYETTE TOWNSHIP	183	0
0014 HILLSDALE TOWNSHIP	358	2
0015 JEFFERSON TOWNSHIP	408	4
0016 LITCHFIELD TOWNSHIP	122	0
0017 MOSCOW TOWNSHIP	166	1
0018 PITTSFORD TOWNSHIP	176	2
0019 RANSOM TOWNSHIP	92	2
0020 READING TOWNSHIP	290	1
0021 SCIPIO TOWNSHIP	178	3
0022 SOMERSET TOWNSHIP #1	239	2
0023 SOMERSET TOWNSHIP #2	261	3
0024 WHEATLAND TOWNSHIP	110	1
0025 WOODBRIDGE TOWNSHIP	149	0
0026 WRIGHT TOWNSHIP	174	1

DRAIN COMMISSIONER
Vote for not more than 1

	VOTES	PERCENT
01 = Matt Word	5,352	99.44
02 = WRITE-IN	30	.56

	01	02
0001 CITY OF HILLSDALE #1	152	1
0002 CITY OF HILLSDALE #2	110	0
0003 CITY OF HILLSDALE #3	236	0
0004 CITY OF HILLSDALE #4	225	3
0005 CITY OF JONESVILLE	266	0
0006 CITY OF LITCHFIELD	156	5
0007 CITY OF READING	132	1
0008 ADAMS TOWNSHIP	354	1
0009 ALLEN TOWNSHIP	212	0
0010 AMBOY TOWNSHIP	81	1
0011 CAMBRIA TOWNSHIP	366	0
0012 CAMDEN TOWNSHIP	201	1
0013 FAYETTE TOWNSHIP	168	1
0014 HILLSDALE TOWNSHIP	357	1
0015 JEFFERSON TOWNSHIP	406	1
0016 LITCHFIELD TOWNSHIP	118	0
0017 MOSCOW TOWNSHIP	157	1
0018 PITTSFORD TOWNSHIP	170	2
0019 RANSOM TOWNSHIP	95	2
0020 READING TOWNSHIP	293	1
0021 SCIPIO TOWNSHIP	175	1
0022 SOMERSET TOWNSHIP #1	237	2
0023 SOMERSET TOWNSHIP #2	257	2
0024 WHEATLAND TOWNSHIP	99	1
0025 WOODBRIDGE TOWNSHIP	160	0
0026 WRIGHT TOWNSHIP	169	2

	VOTES	PERCENT
SURVEYOR		
Vote for not more than 1		
01 = Michael Lodzinski	5,124	99.34
02 = WRITE-IN	34	.66

	01	02
0001 CITY OF HILLSOALE #1	150	1
0002 CITY OF HILLSDALE #2	112	0
0003 CITY OF HILLSDALE #3	224	0
0004 CITY OF HILLSDALE #4	219	3
0005 CITY OF JONESVILLE	254	2
0006 CITY OF LITCHFIELD	155	3
0007 CITY OF READING	121	1
0008 ADAMS TOWNSHIP	336	1
0009 ALLEN TOWNSHIP	206	0
0010 AMBOY TOWNSHIP	74	1
0011 CAMBRIA TOWNSHIP	347	1
0012 CAMDEN TOWNSHIP	181	0
0013 FAYETTE TOWNSHIP	161	0
0014 HILLSDALE TOWNSHIP	344	1
0015 JEFFERSON TOWNSHIP	384	3
0016 LITCHFIELD TOWNSHIP	112	0
0017 MOSCOW TOWNSHIP	157	1
0018 PITTSFORD TOWNSHIP	165	1
0019 RANSOM TOWNSHIP	88	3
0020 READING TOWNSHIP	278	1
0021 SCIPIO TOWNSHIP	169	2
0022 SOMERSET TOWNSHIP #1	234	3
0023 SOMERSET TOWNSHIP #2	258	4
0024 WHEATLAND TOWNSHIP	96	1
0025 WOODBRIDGE TOWNSHIP	142	0
0026 WRIGHT TOWNSHIP	157	1

	VOTES	PERCENT		VOTES	PERCENT
COUNTY COMMISSIONER 1ST DISTRICT					
Vote for not more than 1					
01 = Ruth E. Brown	621	56.00			
02 = Samuel Nutter	485	43.73	03 = WRITE-IN	3	.27

	01	02	03
0001 CITY OF HILLSDALE #1	97	85	0
0002 CITY OF HILLSDALE #2	76	56	0
0003 CITY OF HILLSDALE #3	154	124	0
0004 CITY OF HILLSDALE #4	142	116	3
0014 HILLSDALE TOWNSHIP	152	104	0

	VOTES	PERCENT
COUNTY COMMISSIONER 2ND DISTRICT		
Vote for not more than 1		
01 = Julie Games	1,028	99.23
02 = WRITE-IN	8	.77

	01	02
0005 CITY OF JONESVILLE	266	0
0006 CITY OF LITCHFIELD	153	3
0013 FAYETTE TOWNSHIP	170	1
0016 LITCHFIELD TOWNSHIP	112	0
0017 MOSCOW TOWNSHIP	155	2
0021 SCIPIO TOWNSHIP	172	2

COUNTY COMMISSIONER 3RD DISTRICT
Vote for not more than 1

	VOTES	PERCENT
01 = Mark E. Wiley	1,173	99.49
02 = WRITE-IN	6	.51

	01	02
0007 CITY OF READING	132	1
0009 ALLEN TOWNSHIP	217	0
0011 CAMBRIA TOWNSHIP	354	3
0012 CAMDEN TOWNSHIP	186	1
0020 READING TOWNSHIP	284	1

COUNTY COMMISSIONER 4TH DISTRICT
Vote for not more than 1

	VOTES	PERCENT
01 = Bruce Caswell	1,319	99.32
02 = WRITE-IN	9	.68

	01	02
0008 ADAMS TOWNSHIP	397	4
0010 AMBOY TOWNSHIP	80	1
0014 HILLSDALE TOWNSHIP	138	0
0015 JEFFERSON TOWNSHIP	438	2
0019 RANSOM TOWNSHIP	100	1
0025 WOODBRIDGE TOWNSHIP	166	1

	VOTES	PERCENT
COUNTY COMMISSIONER 5TH DISTRICT		
Vote for not more than 1		
01 = John Burtka	928	99.04
02 = WRITE-IN	9	.96

	01	02
0018 PITTSFORD TOWNSHIP	163	1
0022 SOMERSET TOWNSHIP #1	244	2
0023 SOMERSET TOWNSHIP #2	267	3
0024 WHEATLAND TOWNSHIP	96	1
0026 WRIGHT TOWNSHIP	158	2

			VOTES	PERCENT
SUPERVISOR AMBOY				
Vote for not more than 1				
01 = Brad Smith			71	97.26
02 = WRITE-IN			2	2.74
	01	02		
0010 AMBOY TOWNSHIP	71	2		

	VOTES	PERCENT		VOTES	PERCENT
SUPERVISOR ADAMS					
Vote for not more than 1					
01 = Fred Fowler	253	64.05			
02 = Randy G. Johnson	141	35.70	03 = WRITE-IN	1	.25

	01	02	03
0008 ADAMS TOWNSHIP	253	141	1

		VOTES	PERCENT
SUPERVISOR ALLEN			
Vote for not more than 1			
01 = Larry M. Scholl		210	99.06
02 = WRITE-IN		2	.94
	01 02		
0009 ALLEN TOWNSHIP	210 2		

			VOTES	PERCENT
SUPERVISOR CAMBRIA				
Vote for not more than 1				
01 = Gary Reppert			363	99.18
02 = WRITE-IN			3	.82
	01	02		
0011 CAMBRIA TOWNSHIP	363	3		

			VOTES	PERCENT
SUPERVISOR CAMDEN				
Vote for not more than 1				
01 = Duane Gale Carlson			182	99.45
02 = WRITE-IN			1	.55
	01	02		
0012 CAMDEN TOWNSHIP	182	1		

		VOTES	PERCENT
SUPERVISOR FAYETTE			
Vote for not more than 1			
01 = WRITE-IN		40	100.00
	01		
0013 FAYETTE TOWNSHIP	40		

			VOTES	PERCENT
SUPERVISOR HILLSDALE				
Vote for not more than 1				
01 = Jackie Sullivan			361	99.18
02 = WRITE-IN			3	.82
	01	02		
0014 HILLSDALE TOWNSHIP	361	3		

			VOTES	PERCENT
SUPERVISOR JEFFERSON				
Vote for not more than 1				
01 = Steve Wismar			390	99.24
02 = WRITE-IN			3	.76
	01	02		
0015 JEFFERSON TOWNSHIP	390	3		

		VOTES	PERCENT
SUPERVISOR LITCHFIELD			
Vote for not more than 1			
01 = Michael W. Burns		106	96.36
02 = WRITE-IN		4	3.64
	01 02		
0016 LITCHFIELD TOWNSHIP	106 4		

			VOTES	PERCENT
SUPERVISOR MOSCOW				
Vote for not more than 1				
01 = William Petrie			175	98.87
02 = WRITE-IN			2	1.13
	01	02		
0017 MOSCOW TOWNSHIP	175	2		

			VOTES	PERCENT
SUPERVISOR PITTSFORD				
Vote for not more than 1				
01 = Leaann Zimmerman			167	100.00
02 = WRITE-IN			0	
	01	02		
0018 PITTSFORD TOWNSHIP	167	0		

		VOTES	PERCENT
SUPERVISOR RANSOM			
Vote for not more than 1			
01 = Clifford Fether		86	98.85
02 = WRITE-IN		1	1.15
	01 02		
0019 RANSOM TOWNSHIP	86 1		

	VOTES	PERCENT
SUPERVISOR READING		
Vote for not more than 1		
01 = Andrew Barnhart	316	99.37
02 = WRITE-IN	2	.63

	01	02
0020 READING TOWNSHIP	316	2

		VOTES	PERCENT
SUPERVISOR SCIPIO			
Vote for not more than 1			
01 = Harold T. Spencer		173	98.30
02 = WRITE-IN		3	1.70
	01 02		
0021 SCIPIO TOWNSHIP	173 3		

	VOTES	PERCENT		VOTES	PERCENT
SUPERVISOR SOMERSET					
Vote for not more than 1					
01 = Scott Burns	367	57.98			
02 = Tim Shufflin	266	42.02	03 = WRITE-IN	0	

	01	02	03
0022 SOMERSET TOWNSHIP #1	178	133	0
0023 SOMERSET TOWNSHIP #2	189	133	0

	VOTES	PERCENT
SUPERVISOR WHEATLAND		
Vote for not more than 1		
01 = Timothy G. Knox	103	99.04
02 = WRITE-IN	1	.96

	01	02
0024 WHEATLAND TOWNSHIP	103	1

REPUBLICAN PARTY

SUPERVISOR WOODBRIDGE
Vote for not more than 1

	VOTES	PERCENT		VOTES	PERCENT
01 = Brad Benzing	80	46.78	03 = Duane Tonkel	34	19.88
02 = Jeff Lashaway	57	33.33	04 = WRITE-IN	0	

	01	02	03	04
0025 WOODBRIDGE TOWNSHIP	80	57	34	0

	VOTES	PERCENT
SUPERVISOR WRIGHT		
Vote for not more than 1		
01 = Frederick Horwath	170	99.42
02 = WRITE-IN	1	.58

	01	02
0026 WRIGHT TOWNSHIP	170	1

		VOTES	PERCENT
CLERK AMBOY			
Vote for not more than 1			
01 = Betty A. Burkhart		83	100.00
02 = WRITE-IN		0	
	01 02		
0010 AMBOY TOWNSHIP	83 0		

			VOTES	PERCENT
CLERK ADAMS				
Vote for not more than 1				
01 = Michelle Ginolfi			360	99.17
02 = WRITE-IN			3	.83
	01	02		
0008 ADAMS TOWNSHIP	360	3		

		VOTES	PERCENT
CLERK ALLEN			
Vote for not more than 1			
01 = Kimberly Wilson		216	100.00
02 = WRITE-IN		0	
	01 02		
0009 ALLEN TOWNSHIP	216 0		

		VOTES	PERCENT
CLERK CAMBRIA			
Vote for not more than 1			
01 = Carol A. Rosales		365	100.00
02 = WRITE-IN		0	
	01 02		
0011 CAMBRIA TOWNSHIP	365 0		

		VOTES	PERCENT
CLERK CAMDEN			
Vote for not more than 1			
01 = Kris Dewey		177	100.00
02 = WRITE-IN		0	
	01 02		
0012 CAMDEN TOWNSHIP	177 0		

			VOTES	PERCENT
CLERK FAYETTE				
Vote for not more than 1				
01 = Karen J. Sparks			168	100.00
02 = WRITE-IN			0	
	01	02		
0013 FAYETTE TOWNSHIP	168	0		

			VOTES	PERCENT
CLERK HILLSDALE				
Vote for not more than 1				
01 = James Marsh			362	99.18
02 = WRITE-IN			3	.82
	01	02		
0014 HILLSDALE TOWNSHIP	362	3		

		VOTES	PERCENT
CLERK JEFFERSON			
Vote for not more than 1			
01 = Debbie Penney		391	99.24
02 = WRITE-IN		3	.76
	01 02		
0015 JEFFERSON TOWNSHIP	391 3		

		VOTES	PERCENT
CLERK LITCHFIELD			
Vote for not more than 1			
01 = Patricia Shepherd		125	100.00
02 = WRITE-IN		0	
	01 02		
0016 LITCHFIELD TOWNSHIP	125 0		

			VOTES	PERCENT
CLERK MOSCOW				
Vote for not more than 1				
01 = Edwin Dane			165	99.40
02 = WRITE-IN			1	.60
	01	02		
0017 MOSCOW TOWNSHIP	165	1		

		VOTES	PERCENT
CLERK PITTSFORD			
Vote for not more than 1			
01 = Cinda L. Walton		170	99.42
02 = WRITE-IN		1	.58
	01 02		
0018 PITTSFORD TOWNSHIP	170 1		

			VOTES	PERCENT
CLERK RANSOM				
Vote for not more than 1				
01 = Susan Ruder			91	98.91
02 = WRITE-IN			1	1.09
	01	02		
0019 RANSOM TOWNSHIP	91	1		

		VOTES	PERCENT
CLERK READING			
Vote for not more than 1			
01 = Dena Berger		306	100.00
02 = WRITE-IN		0	
	01 02		
0020 READING TOWNSHIP	306 0		

		VOTES	PERCENT
CLERK SCIPIO			
Vote for not more than 1			
01 = Judy Leedy		170	100.00
02 = WRITE-IN		0	
	01 02		
0021 SCIPIO TOWNSHIP	170 0		

CLERK SOMERSET

Vote for not more than 1

	VOTES	PERCENT		VOTES	PERCENT
01 = Michael Bohnet	397	62.52			
02 = Bert Lawrence	238	37.48	03 = WRITE-IN	0	

	01	02	03
0022 SOMERSET TOWNSHIP #1	209	100	0
0023 SOMERSET TOWNSHIP #2	188	138	0

			VOTES	PERCENT
CLERK WHEATLAND				
Vote for not more than 1				
01 = Dawn J. Johnson			115	100.00
02 = WRITE-IN			0	
	01	02		
0024 WHEATLAND TOWNSHIP	115	0		

			VOTES	PERCENT
CLERK WOODBRIDGE				
Vote for not more than 1				
01 = Martha Crow			158	99.37
02 = WRITE-IN			1	.63
	01	02		
0025 WOODBRIDGE TOWNSHIP	158	1		

		VOTES	PERCENT
CLERK WRIGHT			
Vote for not more than 1			
01 = Sharon J. Zimmerman		174	98.86
02 = WRITE-IN		2	1.14
	01 02		
0026 WRIGHT TOWNSHIP	174 2		

	VOTES	PERCENT		VOTES	PERCENT
TREASURER AMBOY					
Vote for not more than 1					
01 = Mary Anne Bunce	49	53.85			
02 = Sandy Grasso	42	46.15	03 = WRITE-IN	0	

	01	02	03
0010 AMBOY TOWNSHIP	49	42	0

			VOTES	PERCENT
TREASURER ADAMS				
Vote for not more than 1				
01 = Patricia A. Williams			371	99.20
02 = WRITE-IN			3	.80
	01	02		
0008 ADAMS TOWNSHIP	371	3		

			VOTES	PERCENT
TREASURER ALLEN				
Vote for not more than 1				
01 = Amy Jo Huepenbecker			216	100.00
02 = WRITE-IN			0	
	01	02		
0009 ALLEN TOWNSHIP	216	0		

		VOTES	PERCENT
TREASURER CAMBRIA			
Vote for not more than 1			
01 = Shelley Neukom		374	99.73
02 = WRITE-IN		1	.27
	01 02		
0011 CAMBRIA TOWNSHIP	374 1		

			VOTES	PERCENT
TREASURER CAMDEN				
Vote for not more than 1				
01 = Christine Ash			187	100.00
02 = WRITE-IN			0	
	01	02		
0012 CAMDEN TOWNSHIP	187	0		

			VOTES	PERCENT
TREASURER FAYETTE				
Vote for not more than 1				
01 = Nancy DuBois			165	100.00
02 = WRITE-IN			0	
	01	02		
0013 FAYETTE TOWNSHIP	165	0		

			VOTES	PERCENT
TREASURER HILLSDALE				
Vote for not more than 1				
01 = Kelly Lantis			367	99.46
02 = WRITE-IN			2	.54
	01	02		
0014 HILLSDALE TOWNSHIP	367	2		

		VOTES	PERCENT
TREASURER JEFFERSON			
Vote for not more than 1			
01 = James Lockwood		408	99.51
02 = WRITE-IN		2	.49
	01 02		
0015 JEFFERSON TOWNSHIP	408 2		

			VOTES	PERCENT
TREASURER LITCHFIELD				
Vote for not more than 1				
01 = Janet M. Childs			121	100.00
02 = WRITE-IN			0	
	01	02		
0016 LITCHFIELD TOWNSHIP	121	0		

	VOTES	PERCENT
TREASURER MOSCOW		
Vote for not more than 1		
01 = Mary L. Rutan	175	99.43
02 = WRITE-IN	1	.57

	01	02
0017 MOSCOW TOWNSHIP	175	1

			VOTES	PERCENT
TREASURER PITTSFORD				
Vote for not more than 1				
01 = Tonya Billington			169	100.00
02 = WRITE-IN			0	
	01	02		
0018 PITTSFORD TOWNSHIP	169	0		

			VOTES	PERCENT
TREASURER RANSOM				
Vote for not more than 1				
01 = Ted Kneebush			88	96.70
02 = WRITE-IN			3	3.30
	01	02		
0019 RANSOM TOWNSHIP	88	3		

			VOTES	PERCENT
TREASURER READING				
Vote for not more than 1				
01 = Claudia A. Mesarosh			289	99.31
02 = WRITE-IN			2	.69
	01	02		
0020 READING TOWNSHIP	289	2		

	VOTES	PERCENT		VOTES	PERCENT
TREASURER SCIPIO					
Vote for not more than 1					
01 = Lorna C. McMillen	64	31.37	03 = Kathy S. Proctor	44	21.57
02 = Gary L. Nye	96	47.06	04 = WRITE-IN	0	

	01	02	03	04
0021 SCIPIO TOWNSHIP	64	96	44	0

TREASURER SOMERSET
Vote for not more than 1

	VOTES	PERCENT		VOTES	PERCENT
01 = Kathy Farnsworth	305	48.80			
02 = Michelle Gramm	320	51.20	03 = WRITE-IN	0	

	01	02	03
0022 SOMERSET TOWNSHIP #1	162	143	0
0023 SOMERSET TOWNSHIP #2	143	177	0

			VOTES	PERCENT
TREASURER WHEATLAND				
Vote for not more than 1				
01 = Pamela L. Wonders			111	100.00
02 = WRITE-IN			0	
	01	02		
0024 WHEATLAND TOWNSHIP	111	0		

			VOTES	PERCENT
TREASURER WOODBRIDGE				
Vote for not more than 1				
01 = Grace Reed			141	100.00
02 = WRITE-IN			0	
	01	02		
0025 WOODBRIDGE TOWNSHIP	141	0		

			VOTES	PERCENT
TREASURER WRIGHT				
Vote for not more than 1				
01 = Harold Douglas			167	100.00
02 = WRITE-IN			0	
	01	02		
0026 WRIGHT TOWNSHIP	167	0		

	VOTES	PERCENT		VOTES	PERCENT
TRUSTEE AMBOY					
Vote for not more than 2					
01 = John Burkhart	62	47.69			
02 = Roger Pitts	63	48.46	03 = WRITE-IN	5	3.85

	01	02	03
0010 AMBOY TOWNSHIP	62	63	5

	VOTES	PERCENT		VOTES	PERCENT
TRUSTEE ADAMS					
Vote for not more than 2					
01 = L. Duane Chase	214	35.31	03 = Sheila L. Walters	193	31.85
02 = Larry Mayhew	198	32.67	04 = WRITE-IN	1	.17

	01	02	03	04
0008 ADAMS TOWNSHIP	214	198	193	1

	VOTES	PERCENT		VOTES	PERCENT
TRUSTEE ALLEN					
Vote for not more than 2					
01 = Kenneth Benge	173	54.40			
02 = David Payn	145	45.60	03 = WRITE-IN	0	

	01	02	03
0009 ALLEN TOWNSHIP	173	145	0

			VOTES	PERCENT
TRUSTEE CAMBRIA				
Vote for not more than 2				
01 = Eric D. Baumgartner			346	92.27
02 = WRITE-IN			29	7.73
	01	02		
0011 CAMBRIA TOWNSHIP	346	29		

	VOTES	PERCENT
TRUSTEE CAMDEN		
Vote for not more than 2		
01 = Linda Ash	176	98.32
02 = WRITE-IN	3	1.68

	01	02
0012 CAMDEN TOWNSHIP	176	3

	VOTES	PERCENT		VOTES	PERCENT
TRUSTEE FAYETTE					
Vote for not more than 2					
01 = Nathaniel Baker	143	53.56			
02 = Alfred DuBois	124	46.44	03 = WRITE-IN	0	

	01	02	03
0013 FAYETTE TOWNSHIP	143	124	0

	VOTES	PERCENT		VOTES	PERCENT
TRUSTEE HILLSDALE					
Vote for not more than 2					
01 = Rick Emery	338	60.47			
02 = Charles Harley Keefer	221	39.53	03 = WRITE-IN	0	

	01	02	03
0014 HILLSDALE TOWNSHIP	338	221	0

	VOTES	PERCENT		VOTES	PERCENT
TRUSTEE JEFFERSON					
Vote for not more than 2					
01 = Richard Deller	247	42.15			
02 = Barbie Keiser	337	57.51	03 = WRITE-IN	2	.34

	01	02	03
0015 JEFFERSON TOWNSHIP	247	337	2

	VOTES	PERCENT		VOTES	PERCENT
TRUSTEE LITCHFIELD					
Vote for not more than 2					
01 = Tom Beckner	113	55.39			
02 = Addison C. Brooks	91	44.61	03 = WRITE-IN	0	

	01	02	03
0016 LITCHFIELD TOWNSHIP	113	91	0

	VOTES	PERCENT		VOTES	PERCENT
TRUSTEE MOSCOW					
Vote for not more than 2					
01 = Laurie Richards	153	52.76			
02 = Oliver P. Richards	135	46.55	03 = WRITE-IN	2	.69

	01	02	03
0017 MOSCOW TOWNSHIP	153	135	2

TRUSTEE PITTSFORD
Vote for not more than 2

	VOTES	PERCENT		VOTES	PERCENT
01 = Dave Siegel	158	57.45			
02 = Melvin Tuckerman	117	42.55	03 = WRITE-IN	0	

	01	02	03
0018 PITTSFORD TOWNSHIP	158	117	0

	VOTES	PERCENT		VOTES	PERCENT
TRUSTEE RANSOM					
Vote for not more than 2					
01 = Bob Billman	41	26.80	03 = Joyce L. McCallister	62	40.52
02 = Dean Hoard	47	30.72	04 = WRITE-IN	3	1.96

	01	02	03	04
0019 RANSOM TOWNSHIP	41	47	62	3

TRUSTEE READING
Vote for not more than 2

	VOTES	PERCENT		VOTES	PERCENT
01 = Chris Clabaugh	147	21.81			
02 = Gregory Green	161	23.89	04 = Ron Parker	185	27.45
03 = Rick Gripman	181	26.85	05 = WRITE-IN	0	

	01	02	03	04	05
0020 READING TOWNSHIP	147	161	181	185	0

	VOTES	PERCENT		VOTES	PERCENT
TRUSTEE SCIPIO					
Vote for not more than 2					
01 = John Branstetter	128	51.41			
02 = Todd Miller	118	47.39	03 = WRITE-IN	3	1.20

	01	02	03
0021 SCIPIO TOWNSHIP	128	118	3

TRUSTEE SOMERSET
Vote for not more than 2

	VOTES	PERCENT		VOTES	PERCENT
01 = Robert Conn	237	20.14			
02 = Steve Meckley	386	32.80	04 = Aaron VanWyck	230	19.54
03 = Tim Shaw	324	27.53	05 = WRITE-IN	0	

	01	02	03	04	05
0022 SOMERSET TOWNSHIP #1	102	176	160	116	0
0023 SOMERSET TOWNSHIP #2	135	210	164	114	0

	VOTES	PERCENT		VOTES	PERCENT
TRUSTEE WHEATLAND					
Vote for not more than 2					
01 = Mark A. Reister	82	45.30			
02 = Dan L. Wonders	99	54.70	03 = WRITE-IN	0	

	01	02	03
0024 WHEATLAND TOWNSHIP	82	99	0

	VOTES	PERCENT		VOTES	PERCENT
TRUSTEE WDODBRIDGE					
Vote for not more than 2					
01 = Max Moore	121	52.38			
02 = Charles Watkins	109	47.19	03 = WRITE-IN	1	.43

	01	02	03
0025 WOODBRIDGE TOWNSHIP	121	109	1

TRUSTEE WRIGHT
Vote for not more than 2

	VOTES	PERCENT		VOTES	PERCENT
01 = W. Thomas Kushmaul	106	35.93	03 = David Wilkie	63	21.36
02 = William E. White	126	42.71	04 = WRITE-IN	0	

	01	02	03	04
0026 WRIGHT TOWNSHIP	106	126	63	0

	VOTES	PERCENT
DELEGATE TO COUNTY CONVENTION ADAMS		
Vote for not more than 4		
01 = Beth Caswell	379	96.93
02 = WRITE-IN	12	3.07

	01	02
0008 ADAMS TOWNSHIP	379	12

DELEGATE TO COUNTY CONVENTION CAMBRIA
Vote for not more than 4

	VOTES	PERCENT		VOTES	PERCENT
01 = Jon G. Beckwith	291	38.59	03 = Margaret Frobel	217	28.78
02 = Glenn Frobel	241	31.96	04 = WRITE-IN	5	.66

	01	02	03	04
0011 CAMBRIA TOWNSHIP	291	241	217	5

		VOTES	PERCENT
DELEGATE TO COUNTY CONVENTION HILLSDALE			
Vote for not more than 4			
01 = WRITE-IN		10	100.00
	01		
0014 HILLSDALE TOWNSHIP	10		

		VOTES	PERCENT
DELEGATE TO COUNTY CONVENTION JEFFERSON			
Vote for not more than 4			
01 = WRITE-IN		17	100.00
	01		
0015 JEFFERSON TOWNSHIP	17		

DELEGATE TO COUNTY CONVENTION SOMERSET II
Vote for not more than 4

	VOTES	PERCENT		VOTES	PERCENT
01 = Connie R. Gale	168	21.03	04 = Sandra Hitt	157	19.65
02 = Curtis S. Gale	146	18.27	05 = Benjamin Woodring	157	19.65
03 = James G. Hitt	167	20.90	06 = WRITE-IN	4	.50

	01	02	03	04	05	06
0023 SOMERSET TOWNSHIP #2	168	146	167	157	157	4

		VOTES	PERCENT
DELEGATE TO COUNTY CONVENTION ALLEN			
Vote for not more than 2			
01 = WRITE-IN		2	100.00
	01		
0009 ALLEN TOWNSHIP	2		

		VOTES	PERCENT
DELEGATE TO COUNTY CONVENTION CAMDEN			
Vote for not more than 2			
01 = WRITE-IN		4	100.00
	01		
0012 CAMDEN TOWNSHIP	4		

DELEGATE TO COUNTY CONVENTION FAYETTE
Vote for not more than 2

	VOTES	PERCENT		VOTES	PERCENT
01 = Sandra George	141	56.85			
02 = Kathryn Norton	107	43.15	03 = WRITE-IN	0	

	01	02	03
0013 FAYETTE TOWNSHIP	141	107	0

DELEGATE TO COUNTY CONVENTION HILLSDALE CITY I
Vote for not more than 2

	VOTES	PERCENT		VOTES	PERCENT
01 = Charles Vear	140	50.91			
02 = Gloria H. Vear	133	48.36	03 = WRITE-IN	2	.73

	01	02	03
0001 CITY OF HILLSDALE #1	140	133	2

	VOTES	PERCENT
DELEGATE TO COUNTY CONVENTION HILLSDALE CITY II		
Vote for not more than 2		
01 = WRITE-IN	21	100.00
	01	
0002 CITY OF HILLSDALE #2	21	

DELEGATE TO COUNTY CONVENTION HILLSDALE CITY III
Vote for not more than 2

	VOTES	PERCENT		VOTES	PERCENT
01 = Michael R. Clark	149	35.90	03 = Steve Vear	159	38.31
02 = Mary Vear	104	25.06	04 = WRITE-IN	3	.72

	01	02	03	04
0003 CITY OF HILLSDALE #3	149	104	159	3

		VOTES	PERCENT
DELEGATE TO COUNTY CONVENTION HILLSDALE CITY IV			
Vote for not more than 2			
01 = WRITE-IN		46	100.00
	01		
0004 CITY OF HILLSDALE #4	46		

DELEGATE TO COUNTY CONVENTION LITCHFIELD
Vote for not more than 2

	VOTES	PERCENT
01 = Michael E. Nye	123	98.40
02 = WRITE-IN	2	1.60

	01	02
0016 LITCHFIELD TOWNSHIP	123	2

DELEGATE TO COUNTY CONVENTION LITCHFIELD CITY
Vote for not more than 2

	VOTES	PERCENT		VOTES	PERCENT
01 = Brendan Sanger	101	45.09			
02 = Susan M. Smith	119	53.13	03 = WRITE-IN	4	1.79

	01	02	03
0006 CITY OF LITCHFIELD	101	119	4

		VOTES	PERCENT
DELEGATE TO COUNTY CONVENTION MOSCOW			
Vote for not more than 2			
01 = WRITE-IN		6	100.00
	01		
0017 MOSCOW TOWNSHIP	6		

		VOTES	PERCENT
DELEGATE TO COUNTY CONVENTION PITTSFORD			
Vote for not more than 2			
01 = WRITE-IN		4	100.00
	01		
0018 PITTSFORD TOWNSHIP	4		

		VOTES	PERCENT
DELEGATE TO COUNTY CONVENTION READING			
Vote for not more than 2			
01 = WRITE-IN		8	100.00
	01		
0020 READING TOWNSHIP	8		

		VOTES	PERCENT
DELEGATE TO COUNTY CONVENTION SCIPIO			
Vote for not more than 2			
01 = WRITE-IN		6	100.00
	01		
0021 SCIPIO TOWNSHIP	6		

		VOTES	PERCENT
DELEGATE TO COUNTY CONVENTION WHEATLAND			
Vote for not more than 2			
01 = WRITE-IN		3	100.00
	01		
0024 WHEATLAND TOWNSHIP	3		

		VOTES	PERCENT
DELEGATE TO COUNTY CONVENTION WRIGHT			
Vote for not more than 2			
01 = WRITE-IN		12	100.00
	01		
0026 WRIGHT TOWNSHIP	12		

		VOTES	PERCENT
DELEGATE TO COUNTY CONVENTION AMBOY			
Vote for not more than 1			
01 = WRITE-IN		4	100.00
	01		
0010 AMBOY TOWNSHIP	4		

		VOTES	PERCENT
DELEGATE TO COUNTY CONVENTION RANSOM			
Vote for not more than 1			
01 = WRITE-IN		2	100.00
	01		
0019 RANSOM TOWNSHIP	2		

		VOTES	PERCENT
DELEGATE TO COUNTY CONVENTION READING CITY			
Vote for not more than 1			
01 = WRITE-IN		13	100.00
	01		
0007 CITY OF READING	13		

	VOTES	PERCENT
DELEGATE TO COUNTY CONVENTION WOODBRIDGE		
Vote for not more than 1		
01 = WRITE-IN	6	100.00
	01	
0025 WOODBRIDGE TOWNSHIP	6	

	VOTES	PERCENT
DELEGATE TO COUNTY CONVENTION JONESVILLE CITY		
Vote for not more than 3		
01 = WRITE-IN	19	100.00

	01
0005 CITY OF JONESVILLE	19

	VOTES	PERCENT		VOTES	PERCENT
DELEGATE TO COUNTY CONVENTION SOMERSET I					
Vote for not more than 3					
01 = Susan Avery	198	55.00			
02 = Cathy M. Longo	160	44.44	03 = WRITE-IN	2	.56

	01	02	03
0022 SOMERSET TOWNSHIP #1	198	160	2

	VOTES	PERCENT
PROSECUTING ATTORNEY		
Vote for not more than 1		
01 = WRITE-IN	42	100.00

	01
0001 CITY OF HILLSDALE #1	1
0002 CITY OF HILLSDALE #2	2
0003 CITY OF HILLSDALE #3	2
0004 CITY OF HILLSDALE #4	3
0005 CITY OF JONESVILLE	2
0006 CITY OF LITCHFIELD	1
0007 CITY OF READING	0
0008 ADAMS TOWNSHIP	1
0009 ALLEN TOWNSHIP	2
0010 AMBOY TOWNSHIP	0
0011 CAMBRIA TOWNSHIP	2
0012 CAMDEN TOWNSHIP	4
0013 FAYETTE TOWNSHIP	0
0014 HILLSDALE TOWNSHIP	1
0015 JEFFERSON TOWNSHIP	2
0016 LITCHFIELD TOWNSHIP	0
0017 MOSCOW TOWNSHIP	1
0018 PITTSFORD TOWNSHIP	3
0019 RANSOM TOWNSHIP	0
0020 READING TOWNSHIP	1
0021 SCIPIO TOWNSHIP	1
0022 SOMERSET TOWNSHIP #1	3
0023 SOMERSET TOWNSHIP #2	7
0024 WHEATLAND TOWNSHIP	2
0025 WOODBRIDGE TOWNSHIP	0
0026 WRIGHT TOWNSHIP	1

	VOTES	PERCENT
SHERIFF		
Vote for not more than 1		
01 = WRITE-IN	45	100.00

	01
0001 CITY OF HILLSDALE #1	1
0002 CITY OF HILLSDALE #2	2
0003 CITY OF HILLSDALE #3	2
0004 CITY OF HILLSDALE #4	3
0005 CITY OF JONESVILLE	3
0006 CITY OF LITCHFIELD	1
0007 CITY OF READING	1
0008 ADAMS TOWNSHIP	1
0009 ALLEN TOWNSHIP	3
0010 AMBOY TOWNSHIP	1
0011 CAMBRIA TOWNSHIP	1
0012 CAMDEN TOWNSHIP	4
0013 FAYETTE TOWNSHIP	0
0014 HILLSDALE TOWNSHIP	1
0015 JEFFERSON TOWNSHIP	2
0016 LITCHFIELD TOWNSHIP	1
0017 MOSCOW TOWNSHIP	2
0018 PITTSFORD TOWNSHIP	3
0019 RANSOM TOWNSHIP	0
0020 READING TOWNSHIP	1
0021 SCIPIO TOWNSHIP	1
0022 SOMERSET TOWNSHIP #1	3
0023 SOMERSET TOWNSHIP #2	6
0024 WHEATLAND TOWNSHIP	1
0025 WOODBRIDGE TOWNSHIP	0
0026 WRIGHT TOWNSHIP	1

	VOTES	PERCENT
CLERK		
Vote for not more than 1		
01 = WRITE-IN	44	100.00

	01
0001 CITY OF HILLSDALE #1	1
0002 CITY OF HILLSDALE #2	2
0003 CITY OF HILLSDALE #3	2
0004 CITY OF HILLSDALE #4	4
0005 CITY OF JONESVILLE	3
0006 CITY OF LITCHFIELD	1
0007 CITY OF READING	0
0008 ADAMS TOWNSHIP	1
0009 ALLEN TOWNSHIP	2
0010 AMBOY TOWNSHIP	0
0011 CAMBRIA TOWNSHIP	2
0012 CAMDEN TOWNSHIP	4
0013 FAYETTE TOWNSHIP	0
0014 HILLSOALE TOWNSHIP	1
0015 JEFFERSON TOWNSHIP	2
0016 LITCHFIELD TOWNSHIP	1
0017 MOSCOW TOWNSHIP	1
0018 PITTSFORD TOWNSHIP	3
0019 RANSOM TOWNSHIP	0
0020 READING TOWNSHIP	1
0021 SCIPIO TOWNSHIP	1
0022 SOMERSET TOWNSHIP #1	3
0023 SOMERSET TOWNSHIP #2	6
0024 WHEATLAND TOWNSHIP	2
0025 WODDBRIDGE TOWNSHIP	0
0026 WRIGHT TOWNSHIP	1

TREASURER
Vote for not more than 1

	VOTES	PERCENT
01 = WRITE-IN	40	100.00

	01
0001 CITY OF HILLSDALE #1	1
0002 CITY OF HILLSDALE #2	2
0003 CITY OF HILLSDALE #3	2
0004 CITY OF HILLSDALE #4	3
0005 CITY OF JONESVILLE	3
0006 CITY OF LITCHFIELD	1
0007 CITY OF READING	1
0008 ADAMS TOWNSHIP	1
0009 ALLEN TOWNSHIP	2
0010 AMBOY TOWNSHIP	0
0011 CAM8RIA TOWNSHIP	1
0012 CAMDEN TOWNSHIP	4
0013 FAYETTE TOWNSHIP	0
0014 HILLSDALE TOWNSHIP	1
0015 JEFFERSON TOWNSHIP	2
0016 LITCHFIELD TOWNSHIP	0
0017 MOSCOW TOWNSHIP	1
0018 PITTSFORD TOWNSHIP	3
0019 RANSOM TOWNSHIP	0
0020 READING TOWNSHIP	1
0021 SCIPIO TOWNSHIP	1
0022 SOMERSET TOWNSHIP #1	3
0023 SOMERSET TOWNSHIP #2	5
0024 WHEATLAND TOWNSHIP	1
0025 WOODBRIDGE TOWNSHIP	0
0026 WRIGHT TOWNSHIP	1

	VOTES	PERCENT
REGISTER OF DEEDS		
Vote for not more than 1		
01 = WRITE-IN	40	100.00

	01
0001 CITY OF HILLSDALE #1	1
0002 CITY OF HILLSDALE #2	1
0003 CITY OF HILLSDALE #3	2
0004 CITY OF HILLSDALE #4	3
0005 CITY OF JONESVILLE	3
0006 CITY OF LITCHFIELD	1
0007 CITY OF READING	0
0008 ADAMS TOWNSHIP	1
0009 ALLEN TOWNSHIP	2
0010 AMBOY TOWNSHIP	0
0011 CAMBRIA TOWNSHIP	2
0012 CAMDEN TOWNSHIP	4
0013 FAYETTE TOWNSHIP	0
0014 HILLSDALE TOWNSHIP	1
0015 JEFFERSON TOWNSHIP	2
0016 LITCHFIELD TOWNSHIP	0
0017 MOSCOW TOWNSHIP	1
0018 PITTSFORD TOWNSHIP	3
0019 RANSOM TOWNSHIP	0
0020 READING TOWNSHIP	1
0021 SCIPIO TOWNSHIP	1
0022 SOMERSET TOWNSHIP #1	2
0023 SOMERSET TOWNSHIP #2	6
0024 WHEATLAND TOWNSHIP	2
0025 WOODBRIDGE TOWNSHIP	0
0026 WRIGHT TOWNSHIP	1

COUNTY ROAD COMMISSIONER
Vote for not more than 1

	VOTES	PERCENT
01 = WRITE-IN	42	100.00

	01
0001 CITY OF HILLSDALE #1	1
0002 CITY OF HILLSDALE #2	2
0003 CITY OF HILLSDALE #3	2
0004 CITY OF HILLSDALE #4	3
0005 CITY OF JONESVILLE	3
0006 CITY OF LITCHFIELD	1
0007 CITY OF READING	1
0008 ADAMS TOWNSHIP	1
0009 ALLEN TOWNSHIP	2
0010 AMBOY TOWNSHIP	0
0011 CAMBRIA TOWNSHIP	1
0012 CAMDEN TOWNSHIP	4
0013 FAYETTE TOWNSHIP	0
0014 HILLSDALE TOWNSHIP	1
0015 JEFFERSON TOWNSHIP	2
0016 LITCHFIELD TOWNSHIP	0
0017 MOSCOW TOWNSHIP	1
0018 PITTSFORD TOWNSHIP	3
0019 RANSOM TOWNSHIP	0
0020 READING TOWNSHIP	1
0021 SCIPIO TOWNSHIP	1
0022 SOMERSET TOWNSHIP #1	3
0023 SOMERSET TOWNSHIP #2	6
0024 WHEATLAND TOWNSHIP	2
0025 WOODBRIDGE TOWNSHIP	0
0026 WRIGHT TOWNSHIP	1

DRAIN COMMISSIONER
Vote for not more than 1

	VOTES	PERCENT
01 = WRITE-IN	40	100.00

	01
0001 CITY OF HILLSDALE #1	1
0002 CITY OF HILLSDALE #2	2
0003 CITY OF HILLSDALE #3	2
0004 CITY OF HILLSDALE #4	3
0005 CITY OF JONESVILLE	3
0006 CITY OF LITCHFIELD	1
0007 CITY OF READING	1
0008 ADAMS TOWNSHIP	1
0009 ALLEN TOWNSHIP	2
0010 AMBOY TOWNSHIP	0
0011 CAMBRIA TOWNSHIP	1
0012 CAMDEN TOWNSHIP	4
0013 FAYETTE TOWNSHIP	0
0014 HILLSDALE TOWNSHIP	1
0015 JEFFERSON TOWNSHIP	2
0016 LITCHFIELD TOWNSHIP	0
0017 MOSCOW TOWNSHIP	1
0018 PITTSFORD TOWNSHIP	3
0019 RANSOM TOWNSHIP	0
0020 READING TOWNSHIP	1
0021 SCIPIO TOWNSHIP	1
0022 SOMERSET TOWNSHIP #1	2
0023 SOMERSET TOWNSHIP #2	6
0024 WHEATLAND TOWNSHIP	1
0025 WOODBRIDGE TOWNSHIP	0
0026 WRIGHT TOWNSHIP	1

SURVEYOR
Vote for not more than 1

	VOTES	PERCENT
01 = WRITE-IN	38	100.00

	01
0001 CITY OF HILLSDALE #1	1
0002 CITY OF HILLSDALE #2	2
0003 CITY OF HILLSDALE #3	2
0004 CITY OF HILLSDALE #4	3
0005 CITY OF JONESVILLE	3
0006 CITY OF LITCHFIELD	1
0007 CITY OF READING	0
0008 ADAMS TOWNSHIP	1
0009 ALLEN TOWNSHIP	2
0010 AMBOY TOWNSHIP	0
0011 CAMBRIA TOWNSHIP	1
0012 CAMDEN TOWNSHIP	3
0013 FAYETTE TOWNSHIP	0
0014 HILLSDALE TOWNSHIP	1
0015 JEFFERSON TOWNSHIP	2
0016 LITCHFIELD TOWNSHIP	0
0017 MOSCOW TOWNSHIP	0
0018 PITTSFORD TOWNSHIP	3
0019 RANSOM TOWNSHIP	0
0020 READING TOWNSHIP	1
0021 SCIPIO TOWNSHIP	1
0022 SOMERSET TOWNSHIP #1	3
0023 SOMERSET TOWNSHIP #2	5
0024 WHEATLAND TOWNSHIP	2
0025 WOODBRIDGE TOWNSHIP	0
0026 WRIGHT TOWNSHIP	1

		VOTES	PERCENT
COUNTY COMMISSIONER 1ST DISTRICT			
Vote for not more than 1			
01 = WRITE-IN		8	100.00
	01		
0001 CITY OF HILLSDALE #1	1		
0002 CITY OF HILLSDALE #2	2		
0003 CITY OF HILLSDALE #3	1		
0004 CITY OF HILLSDALE #4	3		
0014 HILLSDALE TOWNSHIP	1		

	VOTES	PERCENT
COUNTY COMMISSIONER 2ND DISTRICT		
Vote for not more than 1		
01 = WRITE-IN	6	100.00

	01
0005 CITY OF JONESVILLE	3
0006 CITY OF LITCHFIELD	1
0013 FAYETTE TOWNSHIP	0
0016 LITCHFIELD TOWNSHIP	0
0017 MOSCOW TOWNSHIP	1
0021 SCIPIO TOWNSHIP	1

	VOTES	PERCENT
COUNTY COMMISSIONER 3RD DISTRICT		
Vote for not more than 1		
01 = WRITE-IN	7	100.00

	01
0007 CITY OF READING	0
0009 ALLEN TOWNSHIP	2
0011 CAMBRIA TOWNSHIP	1
0012 CAMDEN TOWNSHIP	3
0020 READING TOWNSHIP	1

		VOTES	PERCENT
COUNTY COMMISSIONER 4TH DISTRICT			
Vote for not more than 1			
01 = WRITE-IN		3	100.00
	01		
0008 ADAMS TOWNSHIP	1		
0010 AMBOY TOWNSHIP	0		
0014 HILLSDALE TOWNSHIP	0		
0015 JEFFERSON TOWNSHIP	2		
0019 RANSOM TOWNSHIP	0		
0025 WOODBRIDGE TOWNSHIP	0		

		VOTES	PERCENT
COUNTY COMMISSIONER 5TH DISTRICT			
Vote for not more than 1			
01 = WRITE-IN		15	100.00
	01		
0018 PITTSFORD TOWNSHIP	3		
0022 SOMERSET TOWNSHIP #1	3		
0023 SOMERSET TOWNSHIP #2	6		
0024 WHEATLAND TOWNSHIP	2		
0026 WRIGHT TOWNSHIP	1		

DEMOCRATIC PARTY

		VOTES	PERCENT
SUPERVISOR AMBOY			
Vote for not more than 1			
01 = WRITE-IN		1	100.00
	01		
0010 AMBOY TOWNSHIP	1		

		VOTES	PERCENT
SUPERVISOR ADAMS			
Vote for not more than 1			
01 = WRITE-IN		2	100.00
	01		
0008 ADAMS TOWNSHIP	2		

		VOTES	PERCENT
SUPERVISOR ALLEN			
Vote for not more than 1			
01 = WRITE-IN		1	100.00
	01		
0009 ALLEN TOWNSHIP	1		

		VOTES	PERCENT
SUPERVISOR CAMBRIA			
Vote for not more than 1			
01 = WRITE-IN		2	100.00
	01		
0011 CAMBRIA TOWNSHIP	2		

		VOTES	PERCENT
SUPERVISOR CAMDEN			
Vote for not more than 1			
01 = WRITE-IN		5	100.00
	01		
0012 CAMDEN TOWNSHIP	5		

		VOTES	PERCENT
SUPERVISOR FAYETTE			
Vote for not more than 1			
01 = WRITE-IN		2	100.00
	01		
0013 FAYETTE TOWNSHIP	2		

		VOTES	PERCENT
SUPERVISOR HILLSDALE			
Vote for not more than 1			
01 = WRITE-IN		2	100.00
	01		
0014 HILLSDALE TOWNSHIP	2		

		VOTES	PERCENT
SUPERVISOR JEFFERSON			
Vote for not more than 1			
01 = WRITE-IN		2	100.00
	01		
0015 JEFFERSON TOWNSHIP	2		

		VOTES	PERCENT
SUPERVISOR LITCHFIELD			
Vote for not more than 1			
01 = WRITE-IN		2	100.00
	01		
0016 LITCHFIELD TOWNSHIP	2		

		VOTES	PERCENT
SUPERVISOR MOSCOW			
Vote for not more than 1			
01 = WRITE-IN		1	100.00
	01		
0017 MOSCOW TOWNSHIP	1		

		VOTES	PERCENT
SUPERVISOR PITTSFORD			
Vote for not more than 1			
01 = WRITE-IN		2	100.00
	01		
0018 PITTSFORD TOWNSHIP	2		

DEMOCRATIC PARTY

		VOTES	PERCENT
SUPERVISOR RANSOM			
Vote for not more than 1			
01 = WRITE-IN		0	
	01		
0019 RANSOM TOWNSHIP	0		

		VOTES	PERCENT
SUPERVISOR READING			
Vote for not more than 1			
01 = WRITE-IN		1	100.00
	01		
0020 READING TOWNSHIP	1		

		VOTES	PERCENT
SUPERVISOR SCIPIO			
Vote for not more than 1			
01 = WRITE-IN		1	100.00
	01		
0021 SCIPIO TOWNSHIP	1		

		VOTES	PERCENT
SUPERVISOR SOMERSET			
Vote for not more than 1			
01 = WRITE-IN		10	100.00
	01		
0022 SOMERSET TOWNSHIP #1	3		
0023 SOMERSET TOWNSHIP #2	7		

		VOTES	PERCENT
SUPERVISOR WHEATLAND			
Vote for not more than 1			
01 = WRITE-IN		1	100.00
	01		
0024 WHEATLAND TOWNSHIP	1		

		VOTES	PERCENT
SUPERVISOR WOODBRIDGE			
Vote for not more than 1			
01 = WRITE-IN		0	
	01		
0025 WOODBRIDGE TOWNSHIP	0		

		VOTES	PERCENT
SUPERVISOR WRIGHT			
Vote for not more than 1			
01 = WRITE-IN		1	100.00
	01		
0026 WRIGHT TOWNSHIP	1		

DEMOCRATIC PARTY

		VOTES	PERCENT
CLERK AMBOY			
Vote for not more than 1			
01 = WRITE-IN		0	
	01		
0010 AMBOY TOWNSHIP	0		

		VOTES	PERCENT
CLERK ADAMS			
Vote for not more than 1			
01 = WRITE-IN		1	100.00
	01		
0008 ADAMS TOWNSHIP	1		

		VOTES	PERCENT
CLERK ALLEN			
Vote for not more than 1			
01 = WRITE-IN		1	100.00
	01		
0009 ALLEN TOWNSHIP	1		

		VOTES	PERCENT
CLERK CAMBRIA			
Vote for not more than 1			
01 = WRITE-IN		1	100.00
	01		
0011 CAMBRIA TOWNSHIP	1		

		VOTES	PERCENT
CLERK CAMDEN			
Vote for not more than 1			
01 = WRITE-IN		4	100.00
	01		
0012 CAMDEN TOWNSHIP	4		

		VOTES	PERCENT
CLERK FAYETTE			
Vote for not more than 1			
01 = WRITE-IN		0	
	01		
0013 FAYETTE TOWNSHIP	0		

		VOTES	PERCENT
CLERK HILLSDALE			
Vote for not more than 1			
01 = WRITE-IN		1	100.00
	01		
0014 HILLSDALE TOWNSHIP	1		

		VOTES	PERCENT
CLERK JEFFERSON			
Vote for not more than 1			
01 = WRITE-IN		2	100.00
	01		
0015 JEFFERSON TOWNSHIP	2		

		VOTES	PERCENT
CLERK LITCHFIELD			
Vote for not more than 1			
01 = WRITE-IN		1	100.00
	01		
0016 LITCHFIELD TOWNSHIP	1		

DEMOCRATIC PARTY

		VOTES	PERCENT
CLERK MOSCOW			
Vote for not more than 1			
01 = WRITE-IN		1	100.00
	01		
0017 MOSCOW TOWNSHIP	1		

		VOTES	PERCENT
CLERK PITTSFORD			
Vote for not more than 1			
01 = WRITE-IN		2	100.00
	01		
0018 PITTSFORD TOWNSHIP	2		

		VOTES	PERCENT
CLERK RANSOM			
Vote for not more than 1			
01 = WRITE-IN		0	
	01		
0019 RANSOM TOWNSHIP	0		

		VOTES	PERCENT
CLERK READING			
Vote for not more than 1			
01 = WRITE-IN		1	100.00
	01		
0020 READING TOWNSHIP	1		

		VOTES	PERCENT
CLERK SCIPIO			
Vote for not more than 1			
01 = WRITE-IN		1	100.00
	01		
0021 SCIPIO TOWNSHIP	1		

	VDTES	PERCENT
CLERK SOMERSET		
Vote for not more than 1		
01 = Dave Gould	51	100.00
02 = WRITE-IN	0	

	01	02
0022 SOMERSET TOWNSHIP #1	16	0
0023 SOMERSET TOWNSHIP #2	35	0

		VOTES	PERCENT
CLERK WHEATLAND			
Vote for not more than 1			
01 = WRITE-IN		1	100.00
	01		
0024 WHEATLAND TOWNSHIP	1		

		VOTES	PERCENT
CLERK WOODBRIDGE			
Vote for not more than 1			
01 = WRITE-IN		0	
	01		
0025 WOODBRIDGE TOWNSHIP	0		

		VOTES	PERCENT
CLERK WRIGHT			
Vote for not more than 1			
01 = WRITE-IN		1	100.00
	01		
0026 WRIGHT TOWNSHIP	1		

		VOTES	PERCENT
TREASURER AMBOY			
Vote for not more than 1			
01 = WRITE-IN		0	
	01		
0010 AMBOY TOWNSHIP	0		

		VOTES	PERCENT
TREASURER ADAMS			
Vote for not more than 1			
01 = WRITE-IN		1	100.00
	01		
0008 ADAMS TOWNSHIP	1		

		VOTES	PERCENT
TREASURER ALLEN			
Vote for not more than 1			
01 = WRITE-IN		1	100.00
	01		
0009 ALLEN TOWNSHIP	1		

		VOTES	PERCENT
TREASURER CAMBRIA			
Vote for not more than 1			
01 = WRITE-IN		0	
	01		
0011 CAMBRIA TOWNSHIP	0		

		VOTES	PERCENT
TREASURER CAMDEN			
Vote for not more than 1			
01 = WRITE-IN		4	100.00
	01		
0012 CAMDEN TOWNSHIP	4		

		VOTES	PERCENT
TREASURER FAYETTE			
Vote for not more than 1			
01 = WRITE-IN		0	
	01		
0013 FAYETTE TOWNSHIP	0		

		VOTES	PERCENT
TREASURER HILLSDALE			
Vote for not more than 1			
01 = WRITE-IN		1	100.00
	01		
0014 HILLSDALE TOWNSHIP	1		

		VOTES	PERCENT
TREASURER JEFFERSON			
Vote for not more than 1			
01 = WRITE-IN		2	100.00
	01		
0015 JEFFERSON TOWNSHIP	2		

		VOTES	PERCENT
TREASURER LITCHFIELD			
Vote for not more than 1			
01 = WRITE-IN		2	100.00
	01		
0016 LITCHFIELD TOWNSHIP	2		

		VOTES	PERCENT
TREASURER MOSCOW			
Vote for not more than 1			
01 = WRITE-IN		1	100.00
	01		
0017 MOSCOW TOWNSHIP	1		

		VOTES	PERCENT
TREASURER PITTSFORD			
Vote for not more than 1			
01 = WRITE-IN		2	100.00
	01		
0018 PITTSFORD TOWNSHIP	2		

		VOTES	PERCENT
TREASURER RANSOM			
Vote for not more than 1			
01 = WRITE-IN		0	
	01		
0019 RANSOM TOWNSHIP	0		

		VOTES	PERCENT
TREASURER READING			
Vote for not more than 1			
01 = WRITE-IN		1	100.00
	01		
0020 READING TOWNSHIP	1		

		VOTES	PERCENT
TREASURER SCIPIO			
Vote for not more than 1			
01 = WRITE-IN		1	100.00
	01		
0021 SCIPIO TOWNSHIP	1		

		VOTES	PERCENT
TREASURER SOMERSET			
Vote for not more than 1			
01 = WRITE-IN		10	100.00
	01		
0022 SOMERSET TOWNSHIP #1	3		
0023 SOMERSET TOWNSHIP #2	7		

		VOTES	PERCENT
TREASURER WHEATLAND			
Vote for not more than 1			
01 = WRITE-IN		1	100.00
	01		
0024 WHEATLAND TOWNSHIP	1		

		VOTES	PERCENT
TREASURER WOODBRIDGE			
Vote for not more than 1			
01 = WRITE-IN		0	
	01		
0025 WOODBRIDGE TOWNSHIP	0		

		VOTES	PERCENT
TREASURER WRIGHT			
Vote for not more than 1			
01 = WRITE-IN		1	100.00
	01		
0026 WRIGHT TOWNSHIP	1		

		VOTES	PERCENT
TRUSTEE AMBOY			
Vote for not more than 2			
01 = WRITE-IN		0	
	01		
0010 AMBOY TOWNSHIP	0		

		VOTES	PERCENT
TRUSTEE ADAMS			
Vote for not more than 2			
01 = WRITE-IN		1	100.00
	01		
0008 ADAMS TOWNSHIP	1		

		VOTES	PERCENT
TRUSTEE ALLEN			
Vote for not more than 2			
01 = WRITE-IN		2	100.00
	01		
0009 ALLEN TOWNSHIP	2		

DEMOCRATIC PARTY

		VOTES	PERCENT
TRUSTEE CAMBRIA			
Vote for not more than 2			
01 = WRITE-IN		0	
	01		
0011 CAMBRIA TOWNSHIP	0		

DEMOCRATIC PARTY

	VOTES	PERCENT		VOTES	PERCENT
TRUSTEE CAMDEN					
Vote for not more than 2					
01 = Joann Corathers	16	51.61			
02 = David Hutchins	15	48.39	03 = WRITE-IN	0	

	01	02	03
0012 CAMDEN TOWNSHIP	16	15	0

		VOTES	PERCENT
TRUSTEE FAYETTE			
Vote for not more than 2			
01 = WRITE-IN		0	
	01		
0013 FAYETTE TOWNSHIP	0		

		VOTES	PERCENT
TRUSTEE HILLSDALE			
Vote for not more than 2			
01 = WRITE-IN		1	100.00

	01		

0014 HILLSDALE TOWNSHIP	1		

		VOTES	PERCENT
TRUSTEE JEFFERSON			
Vote for not more than 2			
01 = WRITE-IN		3	100.00
	01		
0015 JEFFERSON TOWNSHIP	3		

		VOTES	PERCENT
TRUSTEE LITCHFIELD			
Vote for not more than 2			
01 = WRITE-IN		1	100.00
	01		
0016 LITCHFIELD TOWNSHIP	1		

DEMOCRATIC PARTY

		VOTES	PERCENT
TRUSTEE MOSCOW			
Vote for not more than 2			
01 = WRITE-IN		2	100.00
	01		
0017 MOSCOW TOWNSHIP	2		

		VOTES	PERCENT
TRUSTEE PITTSFORD			
Vote for not more than 2			
01 = WRITE-IN		2	100.00
	01		
0018 PITTSFORD TOWNSHIP	2		

		VOTES	PERCENT
TRUSTEE RANSOM			
Vote for not more than 2			
01 = WRITE-IN		0	
	01		
0019 RANSOM TOWNSHIP	0		

		VOTES	PERCENT
TRUSTEE READING			
Vote for not more than 2			
01 = WRITE-IN		2	100.00
	01		
0020 READING TOWNSHIP	2		

		VOTES	PERCENT
TRUSTEE SCIPIO			
Vote for not more than 2			
01 = WRITE-IN		1	100.00
	01		
0021 SCIPIO TOWNSHIP	1		

DEMOCRATIC PARTY

		VOTES	PERCENT
TRUSTEE SOMERSET			
Vote for not more than 2			
01 = WRITE-IN		14	100.00
	01		
0022 SOMERSET TOWNSHIP #1	4		
0023 SOMERSET TOWNSHIP #2	10		

		VOTES	PERCENT
TRUSTEE WHEATLAND			
Vote for not more than 2			
01 = WRITE-IN		1	100.00
	01		
0024 WHEATLAND TOWNSHIP	1		

		VOTES	PERCENT
TRUSTEE WOODBRIDGE			
Vote for not more than 2			
01 = Tracy TenEyck		2	100.00
02 = WRITE-IN		0	

	01	02
0025 WOODBRIDGE TOWNSHIP	2	0

		VOTES	PERCENT
TRUSTEE WRIGHT			
Vote for not more than 2			
01 = WRITE-IN		1	100.00
	01		
0026 WRIGHT TOWNSHIP	1		

		VOTES	PERCENT
DELEGATE TO COUNTY CONVENTION ADAMS			
Vote for not more than 6			
01 = WRITE-IN		1	100.00
	01		
0008 ADAMS TOWNSHIP	1		

		VOTES	PERCENT
DELEGATE TO COUNTY CONVENTION CAMBRIA			
Vote for not more than 6			
01 = WRITE-IN		0	
	01		
0011 CAMBRIA TOWNSHIP	0		

		VOTES	PERCENT
DELEGATE TO COUNTY CONVENTION HILLSDALE			
Vote for not more than 6			
01 = WRITE-IN		4	100.00
	01		
0014 HILLSDALE TOWNSHIP	4		

		VOTES	PERCENT
DELEGATE TO COUNTY CONVENTION SOMERSET I			
Vote for not more than 6			
01 = WRITE-IN		1	100.00
	01		
0022 SOMERSET TOWNSHIP #1	1		

		VOTES	PERCENT
DELEGATE TO COUNTY CONVENTION ALLEN			
Vote for not more than 4			
01 = WRITE-IN		4	100.00
	01		
0009 ALLEN TOWNSHIP	4		

		VOTES	PERCENT
DELEGATE TO COUNTY CONVENTION HILLSDALE CITY III			
Vote for not more than 4			
01 = WRITE-IN		6	100.00
	01		
0003 CITY OF HILLSDALE #3	6		

		VOTES	PERCENT
DELEGATE TO COUNTY CONVENTION HILLSDALE CITY IV			
Vote for not more than 4			
01 = WRITE-IN		9	100.00
	01		
0004 CITY OF HILLSDALE #4	9		

		VOTES	PERCENT
DELEGATE TO COUNTY CONVENTION PITTSFORD			
Vote for not more than 4			
01 = WRITE-IN		1	100.00
	01		
0018 PITTSFORD TOWNSHIP	1		

		VOTES	PERCENT
DELEGATE TO COUNTY CONVENTION SCIPIO			
Vote for not more than 4			
01 = WRITE-IN		1	100.00
	01		
0021 SCIPIO TOWNSHIP	1		

		VOTES	PERCENT
DELEGATE TO COUNTY CONVENTION WRIGHT			
Vote for not more than 4			
01 = WRITE-IN		1	100.00
	01		
0026 WRIGHT TOWNSHIP	1		

		VOTES	PERCENT
DELEGATE TO COUNTY CONVENTION AMBOY			
Vote for not more than 2			
01 = WRITE-IN		0	
	01		
0010 AMBOY TOWNSHIP	0		

	VOTES	PERCENT
DELEGATE TO COUNTY CONVENTION HILLSDALE CITY II		
Vote for not more than 2		
01 = WRITE-IN	2	100.00

	01
0002 CITY OF HILLSDALE #2	2

		VOTES	PERCENT
DELEGATE TO COUNTY CONVENTION LITCHFIELD			
Vote for not more than 2			
01 = WRITE-IN		1	100.00
	01		
0016 LITCHFIELD TOWNSHIP	1		

		VOTES	PERCENT
DELEGATE TO COUNTY CONVENTION RANSOM			
Vote for not more than 2			
01 = WRITE-IN		0	
	01		
0019 RANSOM TOWNSHIP	0		

		VOTES	PERCENT
DELEGATE TO COUNTY CONVENTION READING CITY			
Vote for not more than 2			
01 = WRITE-IN		0	
	01		
0007 CITY OF READING	0		

	VOTES	PERCENT
DELEGATE TO COUNTY CONVENTION WOODBRIDGE		
Vote for not more than 2		
01 = WRITE-IN	0	
	01	
0025 WOODBRIDGE TOWNSHIP	0	

	VOTES	PERCENT
DELEGATE TO COUNTY CONVENTION FAYETTE		
Vote for not more than 5		
01 = Mary Halley	8	100.00
02 = WRITE-IN	0	

	01	02
0013 FAYETTE TOWNSHIP	8	0

	VOTES	PERCENT
DELEGATE TO COUNTY CONVENTION JONESVILLE CITY		
Vote for not more than 5		
01 = WRITE-IN	0	
	01	
0005 CITY OF JONESVILLE	0	

			VOTES	PERCENT
DELEGATE TO COUNTY CONVENTION READING				
Vote for not more than 5				
01 = Ronald Grossheim, Sr.			16	100.00
02 = WRITE-IN			0	
	01	02		
0020 READING TOWNSHIP	16	0		

		VOTES	PERCENT
DELEGATE TO COUNTY CONVENTION CAMDEN			
Vote for not more than 3			
01 = WRITE-IN		8	100.00
	01		
0012 CAMDEN TOWNSHIP	8		

		VOTES	PERCENT
DELEGATE TO COUNTY CONVENTION HILLSDALE CITY I			
Vote for not more than 3			
01 = WRITE-IN		4	100.00
	01		
0001 CITY OF HILLSDALE #1	4		

		VOTES	PERCENT
DELEGATE TO COUNTY CONVENTION LITCHFIELD CITY			
Vote for not more than 3			
01 = WRITE-IN		1	100.00
	01		
0006 CITY OF LITCHFIELD	1		

		VOTES	PERCENT
DELEGATE TO COUNTY CONVENTION MOSCOW			
Vote for not more than 3			
01 = WRITE-IN		1	100.00
	01		
0017 MOSCOW TOWNSHIP	1		

		VOTES	PERCENT
DELEGATE TO COUNTY CONVENTION WHEATLAND			
Vote for not more than 3			
01 = WRITE-IN		1	100.00
	01		
0024 WHEATLAND TOWNSHIP	1		

		VOTES	PERCENT
DELEGATE TO COUNTY CONVENTION JEFFERSON			
Vote for not more than 7			
01 = WRITE-IN		7	100.00
	01		
0015 JEFFERSON TOWNSHIP	7		

		VOTES	PERCENT
DELEGATE TO COUNTY CONVENTION SOMERSET II			
Vote for not more than 7			
01 = WRITE-IN		16	100.00
	01		
0023 SOMERSET TOWNSHIP #2	16		

		VOTES	PERCENT
Hillsdale Township Fire Dept			
Vote for not more than 1			
01 = YES		337	75.22
02 = NO		111	24.78

	01	02
0014 HILLSDALE TOWNSHIP	337	111

	VOTES	PERCENT
Jefferson Twp fire construction/mainten		
Vote for not more than 1		
01 = YES	193	37.40
02 = NO	323	62.60

	01	02
0015 JEFFERSON TOWNSHIP	193	323

Jefferson Twp fire protection millage
Vote for not more than 1

	VOTES	PERCENT
01 = YES	192	37.43
02 = NO	321	62.57

	01	02
0015 JEFFERSON TOWNSHIP	192	321

	VOTES	PERCENT
Jefferson Twp Road maintenance/construct		
Vote for not more than 1		
01 = YES	208	40.15
02 = NO	310	59.85

	01	02
0015 JEFFERSON TOWNSHIP	208	310

			VOTES	PERCENT
Allen Twp roads/bridges				
Vote for not more than 1				
01 = YES			118	53.15
02 = NO			104	46.85
	01	02		
0009 ALLEN TOWNSHIP	118	104		

Hillsdale Community Schools Operating Mi
Vote for not more than 1

	VOTES	PERCENT
01 = YES	1,438	69.81
02 = NO	622	30.19

	01	02
0001 CITY OF HILLSDALE #1	134	42
0002 CITY OF HILLSDALE #2	101	34
0003 CITY OF HILLSDALE #3	215	80
0004 CITY OF HILLSOALE #4	217	71
0008 ADAMS TOWNSHIP	38	27
0009 ALLEN TOWNSHIP	9	10
0011 CAMBRIA TOWNSHIP	219	92
0013 FAYETTE TOWNSHIP	51	13
0014 HILLSDALE TOWNSHIP	314	121
0015 JEFFERSON TOWNSHIP	136	130
0025 WOODBRIDGE TOWNSHIP	4	2

			VOTES	PERCENT
Camden Township Fire Millage				
Vote for not more than 1				
01 = YES			156	72.22
02 = NO			60	27.78
	01	02		
0012 CAMDEN TOWNSHIP	156	60		

		VOTES	PERCENT
LITCHFIELD TWP FIRE PROTECTION			
Vote for not more than 1			
01 = YES		111	83.46
02 = NO		22	16.54

	01	02
0016 LITCHFIELD TOWNSHIP	111	22

	VOTES	PERCENT
NA Community Memorial Library Millage ADAMS		
Vote for not more than 1		
01 = YES	245	57.24
02 = NO	183	42.76

	01	02
0008 ADAMS TOWNSHIP	245	183

NA Community Memorial Library Millage MOSCOW

	VOTES	PERCENT
Vote for not more than 1		
01 = YES	80	44.69
02 = NO	99	55.31

	01	02
0017 MOSCOW TOWNSHIP	80	99

Statement of Votes Cast
Houghton County, MI
2016 General Primary
SOVC For Jurisdiction Wide, All Counters, All Races
STATEMENT OF VOTES CAST

	TURN OUT			REP D1 Rep in Congress					REP D110 Representative		
	Reg. Voters	Cards Cast	% Turnout	Reg. Voters	Total Votes	Jason Allen (REP)	Jack Bergman (REP)	Tom Casperson (REP)	Reg. Voters	Total Votes	Gregory Markkanen (REP)
Jurisdiction Wide											
Adams Township, Precinct 1	1812	301	16.61%	1812	113	3	48	62	1812	87	87
Calumet Charter Township, Precinct 1	1559	376	24.12%	1559	203	18	77	107	1559	146	146
Calumet Charter Township, Precinct 2	1178	230	19.52%	1178	154	19	53	82	1178	106	106
Calumet Charter Township, Precinct 5	546	101	18.50%	546	56	5	18	33	546	35	35
Calumet Charter Township, Precinct 9	1454	320	22.01%	1454	197	13	73	111	1454	130	130
Chassell Township, Precinct 1	1487	656	44.12%	1487	398	28	128	242	1487	303	303
City of Hancock, Precinct 1	913	180	19.72%	913	70	6	27	37	913	54	54
City of Hancock, Precinct 2	1140	228	20.00%	1140	85	7	34	44	1140	70	70
City of Hancock, Precinct 3	1021	213	20.86%	1021	106	15	23	68	1021	80	80
City of Houghton, Precinct 1	1150	324	28.17%	1150	140	11	49	79	1150	92	92
City of Houghton, Precinct 2	1639	330	20.13%	1639	100	7	40	53	1639	77	76
Duncan Township, Precinct 1	116	38	32.76%	116	30	2	5	23	116	25	25
Duncan Township, Precinct 2	223	37	16.59%	223	20	1	4	15	223	11	11
Elm River Township, Precinct 1	177	86	48.59%	177	37	0	13	24	177	25	25
Franklin Township, Precinct 1	645	168	26.05%	645	92	3	34	55	645	68	68
Franklin Township, Precinct 2	322	89	27.64%	322	41	4	17	20	322	32	32
Hancock Township, Precinct 1	353	100	28.33%	353	66	5	19	42	353	45	45
Laird Township, Precinct 1	414	98	23.67%	414	51	3	18	30	414	40	40
Osceola Township, Precinct 1	374	113	30.21%	374	44	2	20	22	374	36	36
Osceola Township, Precinct 2	661	160	24.21%	661	85	6	32	47	661	62	60
Osceola Township, Precinct 4	313	73	23.32%	313	43	3	12	28	313	38	38
Portage Charter Township, Precinct 1	816	163	19.98%	816	74	7	16	51	816	54	54
Portage Charter Township, Precinct 2	1021	281	27.52%	1021	129	6	52	71	1021	93	93
Portage Charter Township, Precinct 4	572	131	22.90%	572	47	2	20	25	572	45	45
Quincy Township, Precinct 1	225	41	18.22%	225	24	1	11	12	225	22	22
Schoolcraft Township, Precinct 1	1468	361	24.59%	1468	161	11	61	89	1468	127	126
Stanton Township, Precinct 1	1037	231	22.28%	1037	141	11	48	82	1037	105	105
Stanton Township, Precinct 2	123	56	45.53%	123	16	0	3	13	123	12	12
Torch Lake Township, Precinct 1	903	209	23.15%	903	89	5	29	55	903	65	65
Torch Lake Township, Precinct 2	665	242	36.39%	665	129	8	56	65	665	85	85
Total	24327	5936	24.40%	24327	2941	212	1040	1687	24327	2170	2166

Statement of Votes Cast
Houghton County, MI
2016 General Primary
SOVC For Jurisdiction Wide, All Counters, All Races
STATEMENT OF VOTES CAST

	REP Torch Lk 2 Delegate		DEM D1 Rep in Congress				DEM D110 Representative		
	Reg. Voters	Total Votes	Reg. Voters	Total Votes	Jerry Cannon (DEM)	Lon Johnson (DEM)	Reg. Voters	Total Votes	Scott Dianda (DEM)
Jurisdiction Wide									
Adams Township, Precinct 1	-	-	1812	155	49	105	1812	163	163
Calumet Charter Township, Precinct 1	-	-	1559	129	43	86	1559	142	142
Calumet Charter Township, Precinct 2	-	-	1178	45	13	32	1178	51	51
Calumet Charter Township, Precinct 5	-	-	546	29	7	22	546	36	36
Calumet Charter Township, Precinct 9	-	-	1454	93	26	66	1454	99	98
Chassell Township, Precinct 1	-	-	1487	180	35	145	1487	190	190
City of Hancock, Precinct 1	-	-	913	94	8	86	913	97	96
City of Hancock, Precinct 2	-	-	1140	126	17	108	1140	124	124
City of Hancock, Precinct 3	-	-	1021	83	19	64	1021	96	95
City of Houghton, Precinct 1	-	-	1150	152	21	131	1150	154	154
City of Houghton, Precinct 2	-	-	1639	202	52	149	1639	201	201
Duncan Township, Precinct 1	-	-	116	7	0	7	116	7	7
Duncan Township, Precinct 2	-	-	223	12	6	6	223	12	12
Elm River Township, Precinct 1	-	-	177	29	8	21	177	30	30
Franklin Township, Precinct 1	-	-	645	65	11	54	645	63	63
Franklin Township, Precinct 2	-	-	322	35	4	31	322	34	34
Hancock Township, Precinct 1	-	-	353	20	6	13	353	21	20
Laird Township, Precinct 1	-	-	414	33	5	28	414	38	38
Osceola Township, Precinct 1	-	-	374	54	17	37	374	55	55
Osceola Township, Preeinct 2	-	-	661	58	18	39	661	62	62
Osceola Township, Precinct 4	-	-	313	22	11	11	313	25	25
Portage Charter Township, Precinct 1	-	-	816	64	11	53	816	70	70
Portage Charter Township, Precinct 2	-	-	1021	128	30	98	1021	127	127
Portage Charter Township, Precinct 4	-	-	572	72	12	60	572	70	70
Quincy Township, Precinct 1	-	-	225	13	1	12	225	12	12
Schoolcraft Township, Precinct 1	-	-	1468	137	45	91	1468	160	160
Stanton Township, Precinct 1	-	-	1037	68	14	54	1037	70	70
Stanton Township, Precinct 2	-	-	123	31	2	29	123	33	33
Torch Lake Township, Precinct 1	-	-	903	93	28	65	903	101	99
Torch Lake Township, Precinct 2	665	8	665	73	19	51	665	83	83
Total	665	8	24327	2302	538	1754	24327	2426	2420

Statement of Votes Cast
Houghton County, MI
2016 General Primary
SOVC For Jurisdiction Wide, All Counters, All Races
STATEMENT OF VOTES CAST

	REP Prosecuting Attorney			REP County Sheriff			REP County Clerk-Reg Deeds		REP County Treasurer		
	Reg. Voters	Total Votes	James P. Cone (REP)	Reg. Voters	Total Votes	Brian J. McLean (REP)	Reg. Voters	Total Votes	Reg. Voters	Total Votes	Kathleen A. Beattie (REP)
Jurisdiction Wide											
Adams Township, Precinct 1	1812	68	63	1812	97	97	1812	0	1812	87	86
Calumet Charter Township, Precinct 1	1559	119	108	1559	180	180	1559	6	1559	158	157
Calumet Charter Township, Precinct 2	1178	79	76	1178	136	135	1178	5	1178	118	118
Calumet Charter Township, Precinct 5	546	32	29	546	51	51	546	0	546	47	47
Calumet Charter Township, Precinct 9	1454	112	108	1454	172	172	1454	2	1454	144	144
Chassell Township, Precinct 1	1487	271	270	1487	351	350	1487	13	1487	308	308
City of Hancock, Precinct 1	913	44	43	913	64	64	913	2	913	60	60
City of Hancock, Precinct 2	1140	51	49	1140	83	83	1140	1	1140	70	70
City of Hancock, Precinct 3	1021	70	68	1021	95	95	1021	2	1021	78	78
City of Houghton, Precinct 1	1150	87	86	1150	122	122	1150	5	1150	99	99
City of Houghton, Precinct 2	1639	62	61	1639	94	94	1639	5	1639	81	80
Duncan Township, Precinct 1	116	25	25	116	26	26	116	4	116	24	24
Duncan Township, Precinct 2	223	11	11	223	14	14	223	0	223	13	13
Elm River Township, Precinct 1	177	17	17	177	34	34	177	1	177	27	27
Franklin Township, Precinct 1	645	64	64	645	86	86	645	1	645	77	77
Franklin Township, Precinct 2	322	28	27	322	38	38	322	1	322	34	34
Hancock Township, Precinct 1	353	28	27	353	61	61	353	0	353	48	48
Laird Township, Precinct 1	414	38	38	414	45	45	414	3	414	41	41
Osceola Township, Precinct 1	374	29	28	374	39	39	374	3	374	37	37
Osceola Township, Precinct 2	661	45	44	661	84	84	661	2	661	70	70
Osceola Township, Precinct 4	313	30	30	313	41	41	313	0	313	37	37
Portage Charter Township, Precinct 1	816	48	48	816	68	67	816	4	816	63	63
Portage Charter Township, Precinct 2	1021	90	88	1021	121	121	1021	3	1021	105	105
Portage Charter Township, Precinct 4	572	36	35	572	47	47	572	2	572	39	39
Quincy Township, Precinct 1	225	19	19	225	24	24	225	1	225	23	23
Schoolcraft Township, Precinct 1	1468	107	103	1468	147	147	1468	11	1468	131	131
Stanton Township, Precinct 1	1037	89	84	1037	120	120	1037	5	1037	116	116
Stanton Township, Precinct 2	123	10	10	123	14	14	123	0	123	11	11
Torch Lake Township, Precinct 1	903	53	53	903	82	82	903	1	903	76	76
Torch Lake Township, Precinct 2	665	65	61	665	112	112	665	7	665	91	91
Total	24327	1827	1773	24327	2648	2645	24327	90	24327	2313	2310

Statement of Votes Cast
Houghton County, MI
2016 General Primary
SOVC For Jurisdiction Wide, All Counters, All Races
STATEMENT OF VOTES CAST

	REP Mine Inspector		REP Drain Commissioner		REP D1 Commissioner				REP D2 Commissioner		
	Reg. Voters	Total Votes	Reg. Voters	Total Votes	Reg. Voters	Total Votes	Eugene Londo (REP)	Tom Tikkanen (REP)	Reg. Voters	Total Votes	Albert Koskela (REP)
Jurisdiction Wide											
Adams Township, Precinct 1	1812	2	1812	2	-	-	-	-	-	-	-
Calumet Charter Township, Precinct 1	1559	8	1559	5	1559	205	96	109	-	-	-
Calumet Charter Township, Precinct 2	1178	8	1178	7	1178	159	74	85	-	-	-
Calumet Charter Township, Precinct 5	546	0	546	0	546	57	33	24	-	-	-
Calumet Charter Township, Precinct 9	1454	1	1454	4	1454	198	91	107	-	-	-
Chassell Township, Precinct 1	1487	14	1487	15	-	-	-	-	-	-	-
City of Hancock, Precinct 1	913	2	913	2	-	-	-	-	-	-	-
City of Hancock, Precinct 2	1140	2	1140	4	-	-	-	-	-	-	-
City of Hancock, Precinct 3	1021	2	1021	2	-	-	-	-	-	-	-
City of Houghton, Precinct 1	1150	5	1150	5	-	-	-	-	-	-	-
City of Houghton, Precinct 2	1639	5	1639	5	-	-	-	-	-	-	-
Duncan Township, Precinct 1	116	4	116	3	-	-	-	-	-	-	-
Duncan Township, Precinct 2	223	0	223	0	-	-	-	-	-	-	-
Elm River Township, Precinct 1	177	1	177	1	-	-	-	-	-	-	-
Franklin Township, Precinct 1	645	0	645	0	-	-	-	-	645	70	70
Franklin Township, Precinct 2	322	1	322	0	-	-	-	-	322	33	33
Hancock Township, Precinct 1	353	1	353	0	353	71	27	44	-	-	-
Laird Township, Precinct 1	414	3	414	3	-	-	-	-	-	-	-
Osceola Township, Precinct 1	374	2	374	1	-	-	-	-	374	27	26
Osceola Township, Precinct 2	661	3	661	2	-	-	-	-	661	61	61
Osceola Township, Precinct 4	313	1	313	1	-	-	-	-	313	35	35
Portage Charter Township, Precinct 1	816	5	816	4	-	-	-	-	-	-	-
Portage Charter Township, Precinct 2	1021	2	1021	2	-	-	-	-	-	-	-
Portage Charter Township, Precinct 4	572	4	572	2	-	-	-	-	-	-	-
Quincy Township, Precinct 1	225	2	225	2	-	-	-	-	225	20	20
Schoolcraft Township, Precinct 1	1468	14	1468	13	-	-	-	-	1468	121	119
Stanton Township, Precinct 1	1037	9	1037	8	-	-	-	-	-	-	-
Stanton Township, Precinct 2	123	0	123	0	-	-	-	-	-	-	-
Torch Lake Township, Precinct 1	903	1	903	1	-	-	-	-	903	67	67
Torch Lake Township, Precinct 2	665	9	665	7	-	-	-	-	665	96	96
Total	24327	111	24327	101	5090	690	321	369	5576	530	527

Statement of Votes Cast
Houghton County, MI
2016 General Primary
SOVC For Jurisdiction Wide, All Counters, All Races
STATEMENT OF VOTES CAST

	REP D3 Commissioner		REP D4 Commissioner		REP D5 Commissioner			REP Adams Twp Supervisor		REP Adams Twp Clerk	
	Reg. Voters	Total Votes	Reg. Voters	Total Votes	Reg. Voters	Total Votes	Tim Palosaari (REP)	Reg. Voters	Total Votes	Reg. Voters	Total Votes
Jurisdiction Wide											
Adams Township, Precinct 1	1812	2	-	-	-	-	-	1812	2	1812	2
Calumet Charter Township, Precinct 1	-	-	-	-	-	-	-	-	-	-	-
Calumet Charter Township, Precinct 2	-	-	-	-	-	-	-	-	-	-	-
Calumet Charter Township, Precinct 5	-	-	-	-	-	-	-	-	-	-	-
Calumet Charter Township, Precinct 9	-	-	-	-	-	-	-	-	-	-	-
Chassell Township, Precinct 1	-	-	-	-	1487	296	294	-	-	-	-
City of Hancock, Precinct 1	913	2	-	-	-	-	-	-	-	-	-
City of Hancock, Precinct 2	1140	2	-	-	-	-	-	-	-	-	-
City of Hancock, Precinct 3	1021	2	-	-	-	-	-	-	-	-	-
City of Houghton, Precinct 1	-	-	1150	5	-	-	-	-	-	-	-
City of Houghton, Precinct 2	-	-	1639	5	-	-	-	-	-	-	-
Duncan Township, Precinct 1	-	-	-	-	116	22	22	-	-	-	-
Duncan Township, Precinct 2	-	-	-	-	223	13	13	-	-	-	-
Elm River Township, Precinct 1	-	-	-	-	177	25	25	-	-	-	-
Franklin Township, Precinct 1	-	-	-	-	-	-	-	-	-	-	-
Franklin Township, Precinct 2	-	-	-	-	-	-	-	-	-	-	-
Hancock Township, Precinct 1	-	-	-	-	-	-	-	-	-	-	-
Laird Township, Precinct 1	-	-	-	-	414	39	39	-	-	-	-
Osceola Township, Precinct 1	-	-	-	-	-	-	-	-	-	-	-
Osceola Township, Precinct 2	-	-	-	-	-	-	-	-	-	-	-
Osceola Township, Precinct 4	-	-	-	-	-	-	-	-	-	-	-
Portage Charter Township, Precinct 1	-	-	-	-	816	53	53	-	-	-	-
Portage Charter Township, Precinct 2	-	-	-	-	1021	100	98	-	-	-	-
Portage Charter Township, Precinct 4	-	-	-	-	572	41	41	-	-	-	-
Quincy Township, Precinct 1	-	-	-	-	-	-	-	-	-	-	-
Schoolcraft Township, Precinct 1	-	-	-	-	-	-	-	-	-	-	-
Stanton Township, Precinct 1	-	-	-	-	1037	107	107	-	-	-	-
Stanton Township, Precinct 2	-	-	-	-	123	12	12	-	-	-	-
Torch Lake Township, Precinct 1	-	-	-	-	-	-	-	-	-	-	-
Torch Lake Township, Precinct 2	-	-	-	-	-	-	-	-	-	-	-
Total	4886	8	2789	10	5986	708	704	1812	2	1812	2

Statement of Votes Cast
Houghton County, MI
2016 General Primary
SOVC For Jurisdiction Wide, All Counters, All Races
STATEMENT OF VOTES CAST

	REP Adams Twp Treasurer		REP Adams Twp Trustee		REP Calumet Twp Supervisor			REP Calumet Twp Clerk		
	Reg. Voters	Total Votes	Reg. Voters	Total Votes	Reg. Voters	Total Votes	Paul Lehto (REP)	Reg. Voters	Total Votes	Beth Salmela (REP)
Jurisdiction Wide										
Adams Township, Precinct 1	1812	2	1812	2	-	-	-	-	-	-
Calumet Charter Township, Precinct 1	-	-	-	-	1559	169	166	1559	175	175
Calumet Charter Township, Precinct 2	-	-	-	-	1178	126	121	1178	118	118
Calumet Charter Township, Precinct 5	-	-	-	-	546	40	39	546	46	46
Calumet Charter Township, Precinct 9	-	-	-	-	1454	148	148	1454	158	158
Chassell Township, Precinct 1	-	-	-	-	-	-	-	-	-	-
City of Hancock, Precinct 1	-	-	-	-	-	-	-	-	-	-
City of Hancock, Precinct 2	-	-	-	-	-	-	-	-	-	-
City of Hancock, Precinct 3	-	-	-	-	-	-	-	-	-	-
City of Houghton, Precinct 1	-	-	-	-	-	-	-	-	-	-
City of Houghton, Precinct 2	-	-	-	-	-	-	-	-	-	-
Duncan Township, Precinct 1	-	-	-	-	-	-	-	-	-	-
Duncan Township, Precinct 2	-	-	-	-	-	-	-	-	-	-
Elm River Township, Precinct 1	-	-	-	-	-	-	-	-	-	-
Franklin Township, Precinct 1	-	-	-	-	-	-	-	-	-	-
Franklin Township, Precinct 2	-	-	-	-	-	-	-	-	-	-
Hancock Township, Precinct 1	-	-	-	-	-	-	-	-	-	-
Laird Township, Precinct 1	-	-	-	-	-	-	-	-	-	-
Osceola Township, Precinct 1	-	-	-	-	-	-	-	-	-	-
Osceola Township, Precinct 2	-	-	-	-	-	-	-	-	-	-
Osceola Township, Precinct 4	-	-	-	-	-	-	-	-	-	-
Portage Charter Township, Precinct 1	-	-	-	-	-	-	-	-	-	-
Portage Charter Township, Precinct 2	-	-	-	-	-	-	-	-	-	-
Portage Charter Township, Precinct 4	-	-	-	-	-	-	-	-	-	-
Quincy Township, Precinct 1	-	-	-	-	-	-	-	-	-	-
Schoolcraft Township, Precinct 1	-	-	-	-	-	-	-	-	-	-
Stanton Township, Precinct 1	-	-	-	-	-	-	-	-	-	-
Stanton Township, Precinct 2	-	-	-	-	-	-	-	-	-	-
Torch Lake Township, Precinct 1	-	-	-	-	-	-	-	-	-	-
Torch Lake Township, Precinct 2	-	-	-	-	-	-	-	-	-	-
Total	1812	2	1812	2	4737	483	474	4737	497	497

Statement of Votes Cast
Houghton County, MI
2016 General Primary
SOVC For Jurisdiction Wide, All Counters, All Races
STATEMENT OF VOTES CAST

	REP Calumet Twp Treasurer			REP Calumet Twp Trustee					
	Reg. Voters	Total Votes	Debra J. Aubin (REP)	Reg. Voters	Total Votes	Tim Gasperich (REP)	Jeff West (REP)	David Yeo (REP)	Robert Zander (REP)
Jurisdiction Wide									
Adams Township, Precinct 1	-	-	-	-	-	-	-	-	-
Calumet Charter Township, Precinct 1	1559	179	178	1559	555	155	128	146	126
Calumet Charter Township, Precinct 2	1178	126	126	1178	371	103	87	96	85
Calumet Charter Township, Precinct 5	546	46	46	546	139	39	34	34	32
Calumet Charter Township, Precinct 9	1454	163	163	1454	538	140	133	140	125
Chassell Township, Precinct 1	-	-	-	-	-	-	-	-	-
City of Hancock, Precinct 1	-	-	-	-	-	-	-	-	-
City of Hancock, Precinct 2	-	-	-	-	-	-	-	-	-
City of Hancock, Precinct 3	-	-	-	-	-	-	-	-	-
City of Houghton, Precinct 1	-	-	-	-	-	-	-	-	-
City of Houghton, Precinct 2	-	-	-	-	-	-	-	-	-
Duncan Township, Precinct 1	-	-	-	-	-	-	-	-	-
Duncan Township, Precinct 2	-	-	-	-	-	-	-	-	-
Elm River Township, Precinct 1	-	-	-	-	-	-	-	-	-
Franklin Township, Precinct 1	-	-	-	-	-	-	-	-	-
Franklin Township, Precinct 2	-	-	-	-	-	-	-	-	-
Hancock Township, Precinct 1	-	-	-	-	-	-	-	-	-
Laird Township, Precinct 1	-	-	-	-	-	-	-	-	-
Osceola Township, Precinct 1	-	-	-	-	-	-	-	-	-
Osceola Township, Precinct 2	-	-	-	-	-	-	-	-	-
Osceola Township, Precinct 4	-	-	-	-	-	-	-	-	-
Portage Charter Township, Precinct 1	-	-	-	-	-	-	-	-	-
Portage Charter Township, Precinct 2	-	-	-	-	-	-	-	-	-
Portage Charter Township, Precinct 4	-	-	-	-	-	-	-	-	-
Quincy Township, Precinct 1	-	-	-	-	-	-	-	-	-
Schoolcraft Township, Precinct 1	-	-	-	-	-	-	-	-	-
Stanton Township, Precinct 1	-	-	-	-	-	-	-	-	-
Stanton Township, Precinct 2	-	-	-	-	-	-	-	-	-
Torch Lake Township, Precinct 1	-	-	-	-	-	-	-	-	-
Torch Lake Township, Precinct 2	-	-	-	-	-	-	-	-	-
Total	4737	514	513	4737	1603	437	382	416	368

Statement of Votes Cast
Houghton County, MI
2016 General Primary
SOVC For Jurisdiction Wide, All Counters, All Races
STATEMENT OF VOTES CAST

	REP Chassell Twp Supervisor			REP Chassell Twp Clerk		REP Chassell Twp Treasurer		
	Reg. Voters	Total Votes	Christopher Holmes (REP)	Reg. Voters	Total Votes	Reg. Voters	Total Votes	Kelly J. Holmes (REP)
Jurisdiction Wide								
Adams Township, Precinct 1	-	-	-	-	-	-	-	-
Calumet Charter Township, Precinct 1	-	-	-	-	-	-	-	-
Calumet Charter Township, Precinct 2	-	-	-	-	-	-	-	-
Calumet Charter Township, Precinct 5	-	-	-	-	-	-	-	-
Calumet Charter Township, Precinct 9	-	-	-	-	-	-	-	-
Chassell Township, Precinct 1	1487	286	282	1487	10	1487	282	280
City of Hancock, Precinct 1	-	-	-	-	-	-	-	-
City of Hancock, Precinct 2	-	-	-	-	-	-	-	-
City of Hancock, Precinct 3	-	-	-	-	-	-	-	-
City of Houghton, Precinct 1	-	-	-	-	-	-	-	-
City of Houghton, Precinct 2	-	-	-	-	-	-	-	-
Duncan Township, Precinct 1	-	-	-	-	-	-	-	-
Duncan Township, Precinct 2	-	-	-	-	-	-	-	-
Elm River Township, Precinct 1	-	-	-	-	-	-	-	-
Franklin Township, Precinct 1	-	-	-	-	-	-	-	-
Franklin Township, Precinct 2	-	-	-	-	-	-	-	-
Hancock Township, Precinct 1	-	-	-	-	-	-	-	-
Laird Township, Precinct 1	-	-	-	-	-	-	-	-
Osceola Township, Precinct 1	-	-	-	-	-	-	-	-
Osceola Township, Precinct 2	-	-	-	-	-	-	-	-
Osceola Township, Precinct 4	-	-	-	-	-	-	-	-
Portage Charter Township, Precinct 1	-	-	-	-	-	-	-	-
Portage Charter Township, Precinct 2	-	-	-	-	-	-	-	-
Portage Charter Township, Precinct 4	-	-	-	-	-	-	-	-
Quincy Township, Precinct 1	-	-	-	-	-	-	-	-
Schoolcraft Township, Precinct 1	-	-	-	-	-	-	-	-
Stanton Township, Precinct 1	-	-	-	-	-	-	-	-
Stanton Township, Precinct 2	-	-	-	-	-	-	-	-
Torch Lake Township, Precinct 1	-	-	-	-	-	-	-	-
Torch Lake Township, Precinct 2	-	-	-	-	-	-	-	-
Total	1487	286	282	1487	10	1487	282	280

Statement of Votes Cast
Houghton County, MI
2016 General Primary
SOVC For Jurisdiction Wide, All Counters, All Races
STATEMENT OF VOTES CAST

	REP Chassell Twp Trustee				REP Chassell Twp Constable		REP Duncan Twp Supervisor		REP Duncan Twp Clerk	
	Reg. Voters	Total Votes	Ryan Kuntze (REP)	Daniel Palosaari (REP)	Reg. Voters	Total Votes	Reg. Voters	Total Votes	Reg. Voters	Total Votes
Jurisdiction Wide										
Adams Township, Precinct 1	-	-	-	-	-	-	-	-	-	-
Calumet Charter Township, Precinct 1	-	-	-	-	-	-	-	-	-	-
Calumet Charter Township, Precinct 2	-	-	-	-	-	-	-	-	-	-
Calumet Charter Township, Precinct 5	-	-	-	-	-	-	-	-	-	-
Calumet Charter Township, Precinct 9	-	-	-	-	-	-	-	-	-	-
Chassell Township, Precinct 1	1487	515	219	295	1487	10	-	-	-	-
City of Hancock, Precinct 1	-	-	-	-	-	-	-	-	-	-
City of Hancock, Precinct 2	-	-	-	-	-	-	-	-	-	-
City of Hancock, Precinct 3	-	-	-	-	-	-	-	-	-	-
City of Houghton, Precinct 1	-	-	-	-	-	-	-	-	-	-
City of Houghton, Precinct 2	-	-	-	-	-	-	-	-	-	-
Duncan Township, Precinct 1	-	-	-	-	-	-	116	2	116	2
Duncan Township, Precinct 2	-	-	-	-	-	-	223	0	223	0
Elm River Township, Precinct 1	-	-	-	-	-	-	-	-	-	-
Franklin Township, Precinct 1	-	-	-	-	-	-	-	-	-	-
Franklin Township, Precinct 2	-	-	-	-	-	-	-	-	-	-
Hancock Township, Precinct 1	-	-	-	-	-	-	-	-	-	-
Laird Township, Precinct 1	-	-	-	-	-	-	-	-	-	-
Osceola Township, Precinct 1	-	-	-	-	-	-	-	-	-	-
Osceola Township, Precinct 2	-	-	-	-	-	-	-	-	-	-
Osceola Township, Precinct 4	-	-	-	-	-	-	-	-	-	-
Portage Charter Township, Precinct 1	-	-	-	-	-	-	-	-	-	-
Portage Charter Township, Precinct 2	-	-	-	-	-	-	-	-	-	-
Portage Charter Township, Precinct 4	-	-	-	-	-	-	-	-	-	-
Quincy Township, Precinct 1	-	-	-	-	-	-	-	-	-	-
Schoolcraft Township, Precinct 1	-	-	-	-	-	-	-	-	-	-
Stanton Township, Precinct 1	-	-	-	-	-	-	-	-	-	-
Stanton Township, Precinct 2	-	-	-	-	-	-	-	-	-	-
Torch Lake Township, Precinct 1	-	-	-	-	-	-	-	-	-	-
Torch Lake Township, Precinct 2	-	-	-	-	-	-	-	-	-	-
Total	1487	515	219	295	1487	10	339	2	339	2

Statement of Votes Cast
Houghton County, MI
2016 General Primary
SOVC For Jurisdiction Wide, All Counters, All Races
STATEMENT OF VOTES CAST

	REP Duncan Twp Treasurer		REP Duncan Twp Trustee		REP Elm River Twp Supervisor		REP Elm River Twp Clerk		REP Elm River Twp Treasurer	
	Reg. Voters	Total Votes	Reg. Voters	Total Votes	Reg. Voters	Total Votes	Reg. Voters	Total Votes	Reg. Voters	Total Votes
Jurisdiction Wide										
Adams Township, Precinct 1	-	-	-	-	-	-	-	-	-	-
Calumet Charter Township, Precinct 1	-	-	-	-	-	-	-	-	-	-
Calumet Charter Township, Precinct 2	-	-	-	-	-	-	-	-	-	-
Calumet Charter Township, Precinct 5	-	-	-	-	-	-	-	-	-	-
Calumet Charter Township, Precinct 9	-	-	-	-	-	-	-	-	-	-
Chassell Township, Precinct 1	-	-	-	-	-	-	-	-	-	-
City of Hancock, Precinct 1	-	-	-	-	-	-	-	-	-	-
City of Hancock, Precinct 2	-	-	-	-	-	-	-	-	-	-
City of Hancock, Precinct 3	-	-	-	-	-	-	-	-	-	-
City of Houghton, Precinct 1	-	-	-	-	-	-	-	-	-	-
City of Houghton, Precinct 2	-	-	-	-	-	-	-	-	-	-
Duncan Township, Precinct 1	116	2	116	2	-	-	-	-	-	-
Duncan Township, Precinct 2	223	0	223	0	-	-	-	-	-	-
Elm River Township, Precinct 1	-	-	-	-	177	4	177	1	177	4
Franklin Township, Precinct 1	-	-	-	-	-	-	-	-	-	-
Franklin Township, Precinct 2	-	-	-	-	-	-	-	-	-	-
Hancock Township, Precinct 1	-	-	-	-	-	-	-	-	-	-
Laird Township, Precinct 1	-	-	-	-	-	-	-	-	-	-
Osceola Township, Precinct 1	-	-	-	-	-	-	-	-	-	-
Osceola Township, Precinct 2	-	-	-	-	-	-	-	-	-	-
Osceola Township, Precinct 4	-	-	-	-	-	-	-	-	-	-
Portage Charter Township, Precinct 1	-	-	-	-	-	-	-	-	-	-
Portage Charter Township, Precinct 2	-	-	-	-	-	-	-	-	-	-
Portage Charter Township, Precinct 4	-	-	-	-	-	-	-	-	-	-
Quincy Township, Precinct 1	-	-	-	-	-	-	-	-	-	-
Schoolcraft Township, Precinct 1	-	-	-	-	-	-	-	-	-	-
Stanton Township, Precinct 1	-	-	-	-	-	-	-	-	-	-
Stanton Township, Precinct 2	-	-	-	-	-	-	-	-	-	-
Torch Lake Township, Precinct 1	-	-	-	-	-	-	-	-	-	-
Torch Lake Township, Precinct 2	-	-	-	-	-	-	-	-	-	-
Total	339	2	339	2	177	4	177	1	177	4

Statement of Votes Cast
Houghton County, MI
2016 General Primary
SOVC For Jurisdiction Wide, All Counters, All Races
STATEMENT OF VOTES CAST

	REP Elm River Twp Trustee		REP Franklin Twp Supervisor			REP Franklin Twp Clerk		REP Franklin Twp Treasurer		REP Franklin Twp Trustee	
	Reg. Voters	Total Votes	Reg. Voters	Total Votes	Mary Sears (REP)	Reg. Voters	Total Votes	Reg. Voters	Total Votes	Reg. Voters	Total Votes
Jurisdiction Wide											
Adams Township, Precinct 1	-	-	-	-	-	-	-	-	-	-	-
Calumet Charter Township, Precinct 1	-	-	-	-	-	-	-	-	-	-	-
Calumet Charter Township, Precinct 2	-	-	-	-	-	-	-	-	-	-	-
Calumet Charter Township, Precinct 5	-	-	-	-	-	-	-	-	-	-	-
Calumet Charter Township, Precinct 9	-	-	-	-	-	-	-	-	-	-	-
Chassell Township, Precinct 1	-	-	-	-	-	-	-	-	-	-	-
City of Hancock, Precinct 1	-	-	-	-	-	-	-	-	-	-	-
City of Hancock, Precinct 2	-	-	-	-	-	-	-	-	-	-	-
City of Hancock, Precinct 3	-	-	-	-	-	-	-	-	-	-	-
City of Houghton, Precinct 1	-	-	-	-	-	-	-	-	-	-	-
City of Houghton, Precinct 2	-	-	-	-	-	-	-	-	-	-	-
Duncan Township, Precinct 1	-	-	-	-	-	-	-	-	-	-	-
Duncan Township, Precinct 2	-	-	-	-	-	-	-	-	-	-	-
Elm River Township, Precinct 1	177	6	-	-	-	-	-	-	-	-	-
Franklin Township, Precinct 1	-	-	645	74	73	645	0	645	0	645	1
Franklin Township, Precinct 2	-	-	322	30	30	322	2	322	0	322	1
Hancock Township, Precinct 1	-	-	-	-	-	-	-	-	-	-	-
Laird Township, Precinct 1	-	-	-	-	-	-	-	-	-	-	-
Osceola Township, Precinct 1	-	-	-	-	-	-	-	-	-	-	-
Osceola Township, Precinct 2	-	-	-	-	-	-	-	-	-	-	-
Osceola Township, Precinct 4	-	-	-	-	-	-	-	-	-	-	-
Portage Charter Township, Precinct 1	-	-	-	-	-	-	-	-	-	-	-
Portage Charter Township, Precinct 2	-	-	-	-	-	-	-	-	-	-	-
Portage Charter Township, Precinct 4	-	-	-	-	-	-	-	-	-	-	-
Quincy Township, Precinct 1	-	-	-	-	-	-	-	-	-	-	-
Schoolcraft Township, Preeinct 1	-	-	-	-	-	-	-	-	-	-	-
Stanton Township, Precinct 1	-	-	-	-	-	-	-	-	-	-	-
Stanton Township, Precinct 2	-	-	-	-	-	-	-	-	-	-	-
Torch Lake Township, Precinct 1	-	-	-	-	-	-	-	-	-	-	-
Torch Lake Township, Precinct 2	-	-	-	-	-	-	-	-	-	-	-
Total	177	6	967	104	103	967	2	967	0	967	2

Statement of Votes Cast
Houghton County, MI
2016 General Primary
SOVC For Jurisdiction Wide, All Counters, All Races
STATEMENT OF VOTES CAST

	REP Hancock Twp Supervisor		REP Hancock Twp Clerk		REP Hancock Twp Treasurer		REP Hancock Twp Trustee			REP Laird Twp Supervisor	
	Reg. Voters	Total Votes	Reg. Voters	Total Votes	Reg. Voters	Total Votes	Reg. Voters	Total Votes	Ronald P. Racine (REP)	Reg. Voters	Total Votes
Jurisdiction Wide											
Adams Township, Precinct 1	-	-	-	-	-	-	-	-	-	-	-
Calumet Charter Township, Precinct 1	-	-	-	-	-	-	-	-	-	-	-
Calumet Charter Township, Precinct 2	-	-	-	-	-	-	-	-	-	-	-
Calumet Charter Township, Precinct 5	-	-	-	-	-	-	-	-	-	-	-
Calumet Charter Township, Precinct 9	-	-	-	-	-	-	-	-	-	-	-
Chassell Township, Precinct 1	-	-	-	-	-	-	-	-	-	-	-
City of Hancock, Precinct 1	-	-	-	-	-	-	-	-	-	-	-
City of Hancock, Precinct 2	-	-	-	-	-	-	-	-	-	-	-
City of Hancock, Precinct 3	-	-	-	-	-	-	-	-	-	-	-
City of Houghton, Precinct 1	-	-	-	-	-	-	-	-	-	-	-
City of Houghton, Precinct 2	-	-	-	-	-	-	-	-	-	-	-
Duncan Township, Precinct 1	-	-	-	-	-	-	-	-	-	-	-
Duncan Township, Precinct 2	-	-	-	-	-	-	-	-	-	-	-
Elm River Township, Precinct 1	-	-	-	-	-	-	-	-	-	-	-
Franklin Township, Precinct 1	-	-	-	-	-	-	-	-	-	-	-
Franklin Township, Precinct 2	-	-	-	-	-	-	-	-	-	-	-
Hancock Township, Precinct 1	353	0	353	0	353	0	353	49	48	-	-
Laird Township, Precinct 1	-	-	-	-	-	-	-	-	-	414	3
Osceola Township, Precinct 1	-	-	-	-	-	-	-	-	-	-	-
Osceola Township, Precinct 2	-	-	-	-	-	-	-	-	-	-	-
Osceola Township, Precinct 4	-	-	-	-	-	-	-	-	-	-	-
Portage Charter Township, Precinct 1	-	-	-	-	-	-	-	-	-	-	-
Portage Charter Township, Precinct 2	-	-	-	-	-	-	-	-	-	-	-
Portage Charter Township, Precinct 4	-	-	-	-	-	-	-	-	-	-	-
Quincy Township, Precinct 1	-	-	-	-	-	-	-	-	-	-	-
Schoolcraft Township, Precinct 1	-	-	-	-	-	-	-	-	-	-	-
Stanton Township, Precinct 1	-	-	-	-	-	-	-	-	-	-	-
Stanton Township, Precinct 2	-	-	-	-	-	-	-	-	-	-	-
Torch Lake Township, Precinct 1	-	-	-	-	-	-	-	-	-	-	-
Torch Lake Township, Precinct 2	-	-	-	-	-	-	-	-	-	-	-
Total	353	0	353	0	353	0	353	49	48	414	3

Statement of Votes Cast
Houghton County, MI
2016 General Primary
SOVC For Jurisdiction Wide, All Counters, All Races
STATEMENT OF VOTES CAST

	REP Laird Twp Clerk		REP Laird Twp Treasurer		REP Laird Twp Trustee			REP Laird Twp Constable	
	Reg. Voters	Total Votes	Reg. Voters	Total Votes	Reg. Voters	Total Votes	Edward Hulkonen, Jr. (REP)	Reg. Voters	Total Votes
Jurisdiction Wide									
Adams Township, Precinct 1	-	-	-	-	-	-	-	-	-
Calumet Charter Township, Precinct 1	-	-	-	-	-	-	-	-	-
Calumet Charter Township, Precinct 2	-	-	-	-	-	-	-	-	-
Calumet Charter Township, Precinct 5	-	-	-	-	-	-	-	-	-
Calumet Charter Township, Precinct 9	-	-	-	-	-	-	-	-	-
Chassell Township, Precinct 1	-	-	-	-	-	-	-	-	-
City of Hancock, Precinct 1	-	-	-	-	-	-	-	-	-
City of Hancock, Precinct 2	-	-	-	-	-	-	-	-	-
City of Hancock, Precinct 3	-	-	-	-	-	-	-	-	-
City of Houghton, Precinct 1	-	-	-	-	-	-	-	-	-
City of Houghton, Precinct 2	-	-	-	-	-	-	-	-	-
Duncan Township, Precinct 1	-	-	-	-	-	-	-	-	-
Duncan Township, Precinct 2	-	-	-	-	-	-	-	-	-
Elm River Township, Precinct 1	-	-	-	-	-	-	-	-	-
Franklin Township, Precinct 1	-	-	-	-	-	-	-	-	-
Franklin Township, Precinct 2	-	-	-	-	-	-	-	-	-
Hancock Township, Precinct 1	-	-	-	-	-	-	-	-	-
Laird Township, Precinct 1	414	4	414	3	414	47	47	414	3
Osceola Township, Precinct 1	-	-	-	-	-	-	-	-	-
Osceola Township, Precinct 2	-	-	-	-	-	-	-	-	-
Osceola Township, Precinct 4	-	-	-	-	-	-	-	-	-
Portage Charter Township, Precinct 1	-	-	-	-	-	-	-	-	-
Portage Charter Township, Precinct 2	-	-	-	-	-	-	-	-	-
Portage Charter Township, Precinct 4	-	-	-	-	-	-	-	-	-
Quincy Township, Precinct 1	-	-	-	-	-	-	-	-	-
Schoolcraft Township, Precinct 1	-	-	-	-	-	-	-	-	-
Stanton Township, Precinct 1	-	-	-	-	-	-	-	-	-
Stanton Township, Precinct 2	-	-	-	-	-	-	-	-	-
Torch Lake Township, Precinct 1	-	-	-	-	-	-	-	-	-
Torch Lake Township, Precinct 2	-	-	-	-	-	-	-	-	-
Total	414	4	414	3	414	47	47	414	3

Statement of Votes Cast
Houghton County, MI
2016 General Primary
SOVC For Jurisdiction Wide, All Counters, All Races
STATEMENT OF VOTES CAST

	REP Osceola Twp Supervisor			REP Osceola Twp Clerk			REP Osceola Twp Treasurer		
	Reg. Voters	Total Votes	Steven Karpiak (REP)	Reg. Voters	Total Votes	Judy Odgers (REP)	Reg. Voters	Total Votes	Christa Gardner (REP)
Jurisdiction Wide									
Adams Township, Precinct 1	-	-	-	-	-	-	-	-	-
Calumet Charter Township, Precinct 1	-	-	-	-	-	-	-	-	-
Calumet Charter Township, Precinct 2	-	-	-	-	-	-	-	-	-
Calumet Charter Township, Precinct 5	-	-	-	-	-	-	-	-	-
Calumet Charter Township, Precinct 9	-	-	-	-	-	-	-	-	-
Chassell Township, Precinct 1	-	-	-	-	-	-	-	-	-
City of Hancock, Precinct 1	-	-	-	-	-	-	-	-	-
City of Hancock, Precinct 2	-	-	-	-	-	-	-	-	-
City of Hancock, Precinct 3	-	-	-	-	-	-	-	-	-
City of Houghton, Precinct 1	-	-	-	-	-	-	-	-	-
City of Houghton, Precinct 2	-	-	-	-	-	-	-	-	-
Duncan Township, Precinct 1	-	-	-	-	-	-	-	-	-
Duncan Township, Precinct 2	-	-	-	-	-	-	-	-	-
Elm River Township, Precinct 1	-	-	-	-	-	-	-	-	-
Franklin Township, Precinct 1	-	-	-	-	-	-	-	-	-
Franklin Township, Precinct 2	-	-	-	-	-	-	-	-	-
Hancock Township, Precinct 1	-	-	-	-	-	-	-	-	-
Laird Township, Precinct 1	-	-	-	-	-	-	-	-	-
Osceola Township, Precinct 1	374	37	36	374	39	39	374	38	37
Osceola Township, Precinct 2	661	76	76	661	79	79	661	70	70
Osceola Township, Precinct 4	313	31	30	313	35	35	313	35	35
Portage Charter Township, Precinct 1	-	-	-	-	-	-	-	-	-
Portage Charter Township, Precinct 2	-	-	-	-	-	-	-	-	-
Portage Charter Township, Precinct 4	-	-	-	-	-	-	-	-	-
Quincy Township, Precinct 1	-	-	-	-	-	-	-	-	-
Schoolcraft Township, Precinct 1	-	-	-	-	-	-	-	-	-
Stanton Township, Precinct 1	-	-	-	-	-	-	-	-	-
Stanton Township, Precinct 2	-	-	-	-	-	-	-	-	-
Torch Lake Township, Precinct 1	-	-	-	-	-	-	-	-	-
Torch Lake Township, Precinct 2	-	-	-	-	-	-	-	-	-
Total	1348	144	142	1348	153	153	1348	143	142

Statement of Votes Cast
Houghton County, MI
2016 General Primary
SOVC For Jurisdiction Wide, All Counters, All Races
STATEMENT OF VOTES CAST

	REP Osceola Twp Trustee			REP Portage Twp Supervisor		REP Portage Twp Clerk		REP Portage Twp Treasurer		
	Reg. Voters	Total Votes	Aaron Janke (REP)	Reg. Voters	Total Votes	Reg. Voters	Total Votes	Reg. Voters	Total Votes	Carol Little (REP)
Jurisdiction Wide										
Adams Township, Precinct 1	-	-	-	-	-	-	-	-	-	-
Calumet Charter Township, Precinct 1	-	-	-	-	-	-	-	-	-	-
Calumet Charter Township, Precinct 2	-	-	-	-	-	-	-	-	-	-
Calumet Charter Township, Precinct 5	-	-	-	-	-	-	-	-	-	-
Calumet Charter Township, Precinct 9	-	-	-	-	-	-	-	-	-	-
Chassell Township, Precinct 1	-	-	-	-	-	-	-	-	-	-
City of Hancock, Precinct 1	-	-	-	-	-	-	-	-	-	-
City of Hancock, Precinct 2	-	-	-	-	-	-	-	-	-	-
City of Hancock, Precinct 3	-	-	-	-	-	-	-	-	-	-
City of Houghton, Precinct 1	-	-	-	-	-	-	-	-	-	-
City of Houghton, Precinct 2	-	-	-	-	-	-	-	-	-	-
Duncan Township, Precinct 1	-	-	-	-	-	-	-	-	-	-
Duncan Township, Precinct 2	-	-	-	-	-	-	-	-	-	-
Elm River Township, Precinct 1	-	-	-	-	-	-	-	-	-	-
Franklin Township, Precinct 1	-	-	-	-	-	-	-	-	-	-
Franklin Township, Precinct 2	-	-	-	-	-	-	-	-	-	-
Hancock Township, Precinct 1	-	-	-	-	-	-	-	-	-	-
Laird Township, Precinct 1	-	-	-	-	-	-	-	-	-	-
Osceola Township, Precinct 1	374	36	35	-	-	-	-	-	-	-
Osceola Township, Precinct 2	661	67	66	-	-	-	-	-	-	-
Osceola Township, Precinct 4	313	32	32	-	-	-	-	-	-	-
Portage Charter Township, Precinct 1	-	-	-	816	4	816	3	816	53	53
Portage Charter Township, Precinct 2	-	-	-	1021	3	1021	3	1021	96	96
Portage Charter Township, Precinct 4	-	-	-	572	2	572	3	572	40	40
Quincy Township, Precinct 1	-	-	-	-	-	-	-	-	-	-
Schoolcraft Township, Precinct 1	-	-	-	-	-	-	-	-	-	-
Stanton Township, Precinct 1	-	-	-	-	-	-	-	-	-	-
Stanton Township, Precinct 2	-	-	-	-	-	-	-	-	-	-
Torch Lake Township, Precinct 1	-	-	-	-	-	-	-	-	-	-
Torch Lake Township, Precinct 2	-	-	-	-	-	-	-	-	-	-
Total	1348	135	133	2409	9	2409	9	2409	189	189

Statement of Votes Cast
Houghton County, MI
2016 General Primary
SOVC For Jurisdiction Wide, All Counters, All Races
STATEMENT OF VOTES CAST

	REP Portage Twp Trustee				REP Portage Twp Constable				REP Quincy Twp Supervisor		
	Reg. Voters	Total Votes	Bill Bingham (REP)	Andrew Kemper (REP)	Reg. Voters	Total Votes	Roy A. Britz (REP)	Robert J. Laux (REP)	Reg. Voters	Total Votes	Glenn North (REP)
Jurisdiction Wide											
Adams Township, Precinct 1	-	-	-	-	-	-	-	-	-	-	-
Calumet Charter Township, Precinct 1	-	-	-	-	-	-	-	-	-	-	-
Calumet Charter Township, Precinct 2	-	-	-	-	-	-	-	-	-	-	-
Calumet Charter Township, Precinct 5	-	-	-	-	-	-	-	-	-	-	-
Calumet Charter Township, Precinct 9	-	-	-	-	-	-	-	-	-	-	-
Chassell Township, Precinct 1	-	-	-	-	-	-	-	-	-	-	-
City of Hancock, Precinct 1	-	-	-	-	-	-	-	-	-	-	-
City of Hancock, Precinct 2	-	-	-	-	-	-	-	-	-	-	-
City of Hancock, Precinct 3	-	-	-	-	-	-	-	-	-	-	-
City of Houghton, Precinct 1	-	-	-	-	-	-	-	-	-	-	-
City of Houghton, Precinct 2	-	-	-	-	-	-	-	-	-	-	-
Duncan Township, Precinct 1	-	-	-	-	-	-	-	-	-	-	-
Duncan Township, Precinct 2	-	-	-	-	-	-	-	-	-	-	-
Elm River Township, Precinct 1	-	-	-	-	-	-	-	-	-	-	-
Franklin Township, Precinct 1	-	-	-	-	-	-	-	-	-	-	-
Franklin Township, Precinct 2	-	-	-	-	-	-	-	-	-	-	-
Hancock Township, Precinct 1	-	-	-	-	-	-	-	-	-	-	-
Laird Township, Precinct 1	-	-	-	-	-	-	-	-	-	-	-
Osceola Township, Precinct 1	-	-	-	-	-	-	-	-	-	-	-
Osceola Township, Precinct 2	-	-	-	-	-	-	-	-	-	-	-
Osceola Township, Precinct 4	-	-	-	-	-	-	-	-	-	-	-
Portage Charter Township, Precinct 1	816	89	52	37	816	84	47	37	-	-	-
Portage Charter Township, Precinct 2	1021	157	81	73	1021	167	99	68	-	-	-
Portage Charter Township, Precinct 4	572	54	30	24	572	63	35	27	-	-	-
Quincy Township, Precinct 1	-	-	-	-	-	-	-	-	225	22	22
Schoolcraft Township, Precinct 1	-	-	-	-	-	-	-	-	-	-	-
Stanton Township, Precinct 1	-	-	-	-	-	-	-	-	-	-	-
Stanton Township, Precinct 2	-	-	-	-	-	-	-	-	-	-	-
Torch Lake Township, Precinct 1	-	-	-	-	-	-	-	-	-	-	-
Torch Lake Township, Precinct 2	-	-	-	-	-	-	-	-	-	-	-
Total	2409	300	163	134	2409	314	181	132	225	22	22

Statement of Votes Cast
Houghton County, MI
2016 General Primary
SOVC For Jurisdiction Wide, All Counters, All Races
STATEMENT OF VOTES CAST

	REP Quincy Twp Clerk		REP Quincy Twp Treasurer			REP Quincy Twp Trustee			REP Schoolcraft Twp Supervisor		
	Reg. Voters	Total Votes	Reg. Voters	Total Votes	Cheri L. Raasio (REP)	Reg. Voters	Total Votes	Dennis M. Raasio (REP)	Reg. Voters	Total Votes	Joel Keranen (REP)
Jurisdiction Wide											
Adams Township, Precinct 1	-	-	-	-	-	-	-	-	-	-	-
Calumet Charter Township, Precinct 1	-	-	-	-	-	-	-	-	-	-	-
Calumet Charter Township, Precinct 2	-	-	-	-	-	-	-	-	-	-	-
Calumet Charter Township, Precinct 5	-	-	-	-	-	-	-	-	-	-	-
Calumet Charter Township, Precinct 9	-	-	-	-	-	-	-	-	-	-	-
Chassell Township, Precinct 1	-	-	-	-	-	-	-	-	-	-	-
City of Hancock, Precinct 1	-	-	-	-	-	-	-	-	-	-	-
City of Hancock, Precinct 2	-	-	-	-	-	-	-	-	-	-	-
City of Hancock, Precinct 3	-	-	-	-	-	-	-	-	-	-	-
City of Houghton, Precinct 1	-	-	-	-	-	-	-	-	-	-	-
City of Houghton, Precinct 2	-	-	-	-	-	-	-	-	-	-	-
Duncan Township, Precinct 1	-	-	-	-	-	-	-	-	-	-	-
Duncan Township, Precinct 2	-	-	-	-	-	-	-	-	-	-	-
Elm River Township, Precinct 1	-	-	-	-	-	-	-	-	-	-	-
Franklin Township, Precinct 1	-	-	-	-	-	-	-	-	-	-	-
Franklin Township, Precinct 2	-	-	-	-	-	-	-	-	-	-	-
Hancock Township, Precinct 1	-	-	-	-	-	-	-	-	-	-	-
Laird Township, Precinct 1	-	-	-	-	-	-	-	-	-	-	-
Osceola Township, Precinct 1	-	-	-	-	-	-	-	-	-	-	-
Osceola Township, Precinct 2	-	-	-	-	-	-	-	-	-	-	-
Osceola Township, Precinct 4	-	-	-	-	-	-	-	-	-	-	-
Portage Charter Township, Precinct 1	-	-	-	-	-	-	-	-	-	-	-
Portage Charter Township, Precinct 2	-	-	-	-	-	-	-	-	-	-	-
Portage Charter Township, Precinct 4	-	-	-	-	-	-	-	-	-	-	-
Quincy Township, Precinct 1	225	2	225	22	22	225	21	21	-	-	-
Schoolcraft Township, Precinct 1	-	-	-	-	-	-	-	-	1468	140	140
Stanton Township, Precinct 1	-	-	-	-	-	-	-	-	-	-	-
Stanton Township, Precinct 2	-	-	-	-	-	-	-	-	-	-	-
Torch Lake Township, Precinct 1	-	-	-	-	-	-	-	-	-	-	-
Torch Lake Township, Precinct 2	-	-	-	-	-	-	-	-	-	-	-
Total	225	2	225	22	22	225	21	21	1468	140	140

Statement of Votes Cast
Houghton County, MI
2016 General Primary
SOVC For Jurisdiction Wide, All Counters, All Races
STATEMENT OF VOTES CAST

	REP Schoolcraft Twp Clerk			REP Schoolcraft Twp Treasurer		REP Schoolcraft Twp Trustee			REP Stanton Twp Supervisor	
	Reg. Voters	Total Votes	Gary Wenberg (REP)	Reg. Voters	Total Votes	Reg. Voters	Total Votes	Josh Loukus (REP)	Reg. Voters	Total Votes
Jurisdiction Wide										
Adams Township, Precinct 1	-	-	-	-	-	-	-	-	-	-
Calumet Charter Township, Precinct 1	-	-	-	-	-	-	-	-	-	-
Calumet Charter Township, Precinct 2	-	-	-	-	-	-	-	-	-	-
Calumet Charter Township, Precinct 5	-	-	-	-	-	-	-	-	-	-
Calumet Charter Township, Precinct 9	-	-	-	-	-	-	-	-	-	-
Chassell Township, Precinct 1	-	-	-	-	-	-	-	-	-	-
City of Hancock, Precinct 1	-	-	-	-	-	-	-	-	-	-
City of Hancock, Precinct 2	-	-	-	-	-	-	-	-	-	-
City of Hancock, Precinct 3	-	-	-	-	-	-	-	-	-	-
City of Houghton, Precinct 1	-	-	-	-	-	-	-	-	-	-
City of Houghton, Precinct 2	-	-	-	-	-	-	-	-	-	-
Duncan Township, Precinct 1	-	-	-	-	-	-	-	-	-	-
Duncan Township, Precinct 2	-	-	-	-	-	-	-	-	-	-
Elm River Township, Precinct 1	-	-	-	-	-	-	-	-	-	-
Franklin Township, Precinct 1	-	-	-	-	-	-	-	-	-	-
Franklin Township, Precinct 2	-	-	-	-	-	-	-	-	-	-
Hancock Township, Precinct 1	-	-	-	-	-	-	-	-	-	-
Laird Township, Precinct 1	-	-	-	-	-	-	-	-	-	-
Osceola Township, Precinct 1	-	-	-	-	-	-	-	-	-	-
Osceola Township, Precinct 2	-	-	-	-	-	-	-	-	-	-
Osceola Township, Precinct 4	-	-	-	-	-	-	-	-	-	-
Portage Charter Township, Precinct 1	-	-	-	-	-	-	-	-	-	-
Portage Charter Township, Precinct 2	-	-	-	-	-	-	-	-	-	-
Portage Charter Township, Precinct 4	-	-	-	-	-	-	-	-	-	-
Quincy Township, Precinct 1	-	-	-	-	-	-	-	-	-	-
Schoolcraft Township, Precinct 1	1468	125	125	1468	11	1468	123	122	-	-
Stanton Township, Precinct 1	-	-	-	-	-	-	-	-	1037	10
Stanton Township, Precinct 2	-	-	-	-	-	-	-	-	123	0
Torch Lake Township, Precinct 1	-	-	-	-	-	-	-	-	-	-
Torch Lake Township, Precinct 2	-	-	-	-	-	-	-	-	-	-
Total	1468	125	125	1468	11	1468	123	122	1160	10

Statement of Votes Cast
Houghton County, MI
2016 General Primary
SOVC For Jurisdiction Wide, All Counters, All Races
STATEMENT OF VOTES CAST

	REP Stanton Twp Clerk			REP Stanton Twp Treasurer			REP Stanton Twp Trustee			REP Torch Lk Twp Supervisor	
	Reg. Voters	Total Votes	Kara Heinonen (REP)	Reg. Voters	Total Votes	Lori Anderson (REP)	Reg. Voters	Total Votes	Janet Larson (REP)	Reg. Voters	Total Votes
Jurisdiction Wide											
Adams Township, Precinct 1	-	-	-	-	-	-	-	-	-	-	-
Calumet Charter Township, Precinct 1	-	-	-	-	-	-	-	-	-	-	-
Calumet Charter Township, Precinct 2	-	-	-	-	-	-	-	-	-	-	-
Calumet Charter Township, Precinct 5	-	-	-	-	-	-	-	-	-	-	-
Calumet Charter Township, Precinct 9	-	-	-	-	-	-	-	-	-	-	-
Chassell Township, Precinct 1	-	-	-	-	-	-	-	-	-	-	-
City of Hancock, Precinct 1	-	-	-	-	-	-	-	-	-	-	-
City of Hancock, Precinct 2	-	-	-	-	-	-	-	-	-	-	-
City of Hancock, Precinct 3	-	-	-	-	-	-	-	-	-	-	-
City of Houghton, Precinct 1	-	-	-	-	-	-	-	-	-	-	-
City of Houghton, Precinct 2	-	-	-	-	-	-	-	-	-	-	-
Duncan Township, Precinct 1	-	-	-	-	-	-	-	-	-	-	-
Duncan Township, Precinct 2	-	-	-	-	-	-	-	-	-	-	-
Elm River Township, Precinct 1	-	-	-	-	-	-	-	-	-	-	-
Franklin Township, Precinct 1	-	-	-	-	-	-	-	-	-	-	-
Franklin Township, Precinct 2	-	-	-	-	-	-	-	-	-	-	-
Hancock Township, Precinct 1	-	-	-	-	-	-	-	-	-	-	-
Laird Township, Precinct 1	-	-	-	-	-	-	-	-	-	-	-
Osceola Township, Precinct 1	-	-	-	-	-	-	-	-	-	-	-
Osceola Township, Precinct 2	-	-	-	-	-	-	-	-	-	-	-
Osceola Township, Precinct 4	-	-	-	-	-	-	-	-	-	-	-
Portage Charter Township, Precinct 1	-	-	-	-	-	-	-	-	-	-	-
Portage Charter Township, Precinct 2	-	-	-	-	-	-	-	-	-	-	-
Portage Charter Township, Precinct 4	-	-	-	-	-	-	-	-	-	-	-
Quincy Township, Precinct 1	-	-	-	-	-	-	-	-	-	-	-
Schoolcraft Township, Precinct 1	-	-	-	-	-	-	-	-	-	-	-
Stanton Township, Precinct 1	1037	119	119	1037	118	118	1037	113	113	-	-
Stanton Township, Precinct 2	123	12	12	123	11	11	123	10	10	-	-
Torch Lake Township, Precinct 1	-	-	-	-	-	-	-	-	-	903	1
Torch Lake Township, Precinct 2	-	-	-	-	-	-	-	-	-	665	8
Total	1160	131	131	1160	129	129	1160	123	123	1568	9

Statement of Votes Cast
Houghton County, MI
2016 General Primary
SOVC For Jurisdiction Wide, All Counters, All Races
STATEMENT OF VOTES CAST

	REP Torch Lk Twp Clerk		REP Torch Lk Twp Treasurer			REP Torch Lk Twp Trustee			REP C Hancock 1 Delegate		
	Reg. Voters	Total Votes	Reg. Voters	Total Votes	Diane M. Zurcher (REP)	Reg. Voters	Total Votes	Lou Ambuehl (REP)	Reg. Voters	Total Votes	John E. Niemela (REP)
Jurisdiction Wide											
Adams Township, Precinct 1	-	-	-	-	-	-	-	-	-	-	-
Calumet Charter Township, Precinct 1	-	-	-	-	-	-	-	-	-	-	-
Calumet Charter Township, Precinct 2	-	-	-	-	-	-	-	-	-	-	-
Calumet Charter Township, Precinct 5	-	-	-	-	-	-	-	-	-	-	-
Calumet Charter Township, Precinct 9	-	-	-	-	-	-	-	-	-	-	-
Chassell Township, Precinct 1	-	-	-	-	-	-	-	-	-	-	-
City of Hancock, Precinct 1	-	-	-	-	-	-	-	-	913	59	58
City of Hancock, Precinct 2	-	-	-	-	-	-	-	-	-	-	-
City of Hancock, Precinct 3	-	-	-	-	-	-	-	-	-	-	-
City of Houghton, Precinct 1	-	-	-	-	-	-	-	-	-	-	-
City of Houghton, Precinct 2	-	-	-	-	-	-	-	-	-	-	-
Duncan Township, Precinct 1	-	-	-	-	-	-	-	-	-	-	-
Duncan Township, Precinct 2	-	-	-	-	-	-	-	-	-	-	-
Elm River Township, Precinct 1	-	-	-	-	-	-	-	-	-	-	-
Franklin Township, Precinct 1	-	-	-	-	-	-	-	-	-	-	-
Franklin Township, Precinct 2	-	-	-	-	-	-	-	-	-	-	-
Hancock Township, Precinct 1	-	-	-	-	-	-	-	-	-	-	-
Laird Township, Precinct 1	-	-	-	-	-	-	-	-	-	-	-
Osceola Township, Precinct 1	-	-	-	-	-	-	-	-	-	-	-
Osceola Township, Precinct 2	-	-	-	-	-	-	-	-	-	-	-
Osceola Township, Precinct 4	-	-	-	-	-	-	-	-	-	-	-
Portage Charter Township, Precinct 1	-	-	-	-	-	-	-	-	-	-	-
Portage Charter Township, Precinct 2	-	-	-	-	-	-	-	-	-	-	-
Portage Charter Township, Precinct 4	-	-	-	-	-	-	-	-	-	-	-
Quincy Township, Precinct 1	-	-	-	-	-	-	-	-	-	-	-
Schoolcraft Township, Precinct 1	-	-	-	-	-	-	-	-	-	-	-
Stanton Township, Precinct 1	-	-	-	-	-	-	-	-	-	-	-
Stanton Township, Precinct 2	-	-	-	-	-	-	-	-	-	-	-
Torch Lake Township, Precinct 1	903	0	903	70	69	903	67	66	-	-	-
Torch Lake Township, Precinct 2	665	6	665	104	103	665	99	99	-	-	-
Total	1568	6	1568	174	172	1568	166	165	913	59	58

Statement of Votes Cast
Houghton County, MI
2016 General Primary
SOVC For Jurisdiction Wide, All Counters, All Races
STATEMENT OF VOTES CAST

	REP C Hancock 2 Delegate		REP C Hancock 3 Delegate		REP C Houghton 1 Delegate			REP C Houghton 2 Delegate		REP Adams 1 Delegate	
	Reg. Voters	Total Votes	Reg. Voters	Total Votes	Reg. Voters	Total Votes	John A. Sullivan (REP)	Reg. Voters	Total Votes	Reg. Voters	Total Votes
Jurisdiction Wide											
Adams Township, Precinct 1	-	-	-	-	-	-	-	-	-	1812	3
Calumet Charter Township, Precinct 1	-	-	-	-	-	-	-	-	-	-	-
Calumet Charter Township, Precinct 2	-	-	-	-	-	-	-	-	-	-	-
Calumet Charter Township, Precinct 5	-	-	-	-	-	-	-	-	-	-	-
Calumet Charter Township, Precinct 9	-	-	-	-	-	-	-	-	-	-	-
Chassell Township, Precinct 1	-	-	-	-	-	-	-	-	-	-	-
City of Hancock, Precinct 1	-	-	-	-	-	-	-	-	-	-	-
City of Hancock, Precinct 2	1140	6	-	-	-	-	-	-	-	-	-
City of Hancock, Precinct 3	-	-	1021	4	-	-	-	-	-	-	-
City of Houghton, Precinct 1	-	-	-	-	1150	107	106	-	-	-	-
City of Houghton, Precinct 2	-	-	-	-	-	-	-	1639	8	-	-
Duncan Township, Precinct 1	-	-	-	-	-	-	-	-	-	-	-
Duncan Township, Precinct 2	-	-	-	-	-	-	-	-	-	-	-
Elm River Township, Precinct 1	-	-	-	-	-	-	-	-	-	-	-
Franklin Township, Precinct 1	-	-	-	-	-	-	-	-	-	-	-
Franklin Township, Precinct 2	-	-	-	-	-	-	-	-	-	-	-
Hancock Township, Precinct 1	-	-	-	-	-	-	-	-	-	-	-
Laird Township, Precinct 1	-	-	-	-	-	-	-	-	-	-	-
Osceola Township, Precinct 1	-	-	-	-	-	-	-	-	-	-	-
Osceola Township, Precinct 2	-	-	-	-	-	-	-	-	-	-	-
Osceola Township, Precinct 4	-	-	-	-	-	-	-	-	-	-	-
Portage Charter Township, Precinct 1	-	-	-	-	-	-	-	-	-	-	-
Portage Charter Township, Precinct 2	-	-	-	-	-	-	-	-	-	-	-
Portage Charter Township, Precinct 4	-	-	-	-	-	-	-	-	-	-	-
Quincy Township, Precinct 1	-	-	-	-	-	-	-	-	-	-	-
Schoolcraft Township, Precinct 1	-	-	-	-	-	-	-	-	-	-	-
Stanton Township, Precinct 1	-	-	-	-	-	-	-	-	-	-	-
Stanton Township, Precinct 2	-	-	-	-	-	-	-	-	-	-	-
Torch Lake Township, Precinct 1	-	-	-	-	-	-	-	-	-	-	-
Torch Lake Township, Precinct 2	-	-	-	-	-	-	-	-	-	-	-
Total	1140	6	1021	4	1150	107	106	1639	8	1812	3

Statement of Votes Cast
Houghton County, MI
2016 General Primary
SOVC For Jurisdiction Wide, All Counters, All Races
STATEMENT OF VOTES CAST

	REP Calumet 1 Delegate				REP Calumet 2 Delegate		REP Calumet 5 Delegate		REP Calumet 9 Delegate	
	Reg. Voters	Total Votes	Cathy Jacobs (REP)	Jeffrey E. Jacobs (REP)	Reg. Voters	Total Votes	Reg. Voters	Total Votes	Reg. Voters	Total Votes
Jurisdiction Wide										
Adams Township, Precinct 1	-	-	-		-		-		-	
Calumet Charter Township, Precinct 1	1559	240	126	114	-		-		-	
Calumet Charter Township, Precinct 2	-	-	-		1178	3	-		-	
Calumet Charter Township, Precinct 5	-	-	-		-		546	0	-	
Calumet Charter Township, Precinct 9	-	-	-		-		-		1454	2
Chassell Township, Precinct 1	-	-	-		-		-		-	
City of Hancock, Preeinct 1	-	-	-		-		-		-	
City of Hancock, Precinct 2	-	-	-		-		-		-	
City of Hancock, Precinct 3	-	-	-		-		-		-	
City of Houghton, Precinct 1	-	-	-		-		-		-	
City of Houghton, Precinct 2	-	-	-		-		-		-	
Duncan Township, Precinct 1	-	-	-		-		-		-	
Duncan Township, Precinct 2	-	-	-		-		-		-	
Elm River Township, Precinct 1	-	-	-		-		-		-	
Franklin Township, Precinct 1	-	-	-		-		-		-	
Franklin Township, Precinct 2	-	-	-		-		-		-	
Hancock Township, Precinct 1	-	-	-		-		-		-	
Laird Township, Precinct 1	-	-	-		-		-		-	
Osceola Township, Precinct 1	-	-	-		-		-		-	
Osceola Township, Precinct 2	-	-	-		-		-		-	
Osceola Township, Precinct 4	-	-	-		-		-		-	
Portage Charter Township, Precinct 1	-	-	-		-		-		-	
Portage Charter Township, Precinct 2	-	-	-		-		-		-	
Portage Charter Township, Precinct 4	-	-	-		-		-		-	
Quincy Township, Precinct 1	-	-	-		-		-		-	
Schoolcraft Township, Precinct 1	-	-	-		-		-		-	
Stanton Township, Precinct 1	-	-	-		-		-		-	
Stanton Township, Precinct 2	-	-	-		-		-		-	
Torch Lake Township, Precinct 1	-	-	-		-		-		-	
Torch Lake Township, Precinct 2	-	-	-		-		-		-	
Total	1559	240	126	114	1178	3	546	0	1454	2

Statement of Votes Cast
Houghton County, MI
2016 General Primary
SOVC For Jurisdiction Wide, All Counters, All Races
STATEMENT OF VOTES CAST

	REP Chassell 1 Delegate		REP Duncan 1 Delegate		REP Duncan 2 Delegate		REP Elm River 1 Delegate		REP Franklin 1 Delegate	
	Reg. Voters	Total Votes	Reg. Voters	Total Votes	Reg. Voters	Total Votes	Reg. Voters	Total Votes	Reg. Voters	Total Votes
Jurisdiction Wide										
Adams Township, Precinct 1	-	-	-	-	-	-	-	-	-	-
Calumet Charter Township, Precinct 1	-	-	-	-	-	-	-	-	-	-
Calumet Charter Township, Precinct 2	-	-	-	-	-	-	-	-	-	-
Calumet Charter Township, Precinct 5	-	-	-	-	-	-	-	-	-	-
Calumet Charter Township, Precinct 9	-	-	-	-	-	-	-	-	-	-
Chassell Township, Precinct 1	1487	19	-	-	-	-	-	-	-	-
City of Hancock, Precinct 1	-	-	-	-	-	-	-	-	-	-
City of Hancock, Precinct 2	-	-	-	-	-	-	-	-	-	-
City of Hancock, Precinct 3	-	-	-	-	-	-	-	-	-	-
City of Houghton, Precinct 1	-	-	-	-	-	-	-	-	-	-
City of Houghton, Precinct 2	-	-	-	-	-	-	-	-	-	-
Duncan Township, Precinct 1	-	-	116	2	-	-	-	-	-	-
Duncan Township, Precinct 2	-	-	-	-	223	0	-	-	-	-
Elm River Township, Precinct 1	-	-	-	-	-	-	177	2	-	-
Franklin Township, Precinct 1	-	-	-	-	-	-	-	-	645	0
Franklin Township, Precinct 2	-	-	-	-	-	-	-	-	-	-
Hancock Township, Precinct 1	-	-	-	-	-	-	-	-	-	-
Laird Township, Precinct 1	-	-	-	-	-	-	-	-	-	-
Osceola Township, Precinct 1	-	-	-	-	-	-	-	-	-	-
Osceola Township, Precinct 2	-	-	-	-	-	-	-	-	-	-
Osceola Township, Precinct 4	-	-	-	-	-	-	-	-	-	-
Portage Charter Township, Precinct 1	-	-	-	-	-	-	-	-	-	-
Portage Charter Township, Precinct 2	-	-	-	-	-	-	-	-	-	-
Portage Charter Township, Precinct 4	-	-	-	-	-	-	-	-	-	-
Quincy Township, Precinct 1	-	-	-	-	-	-	-	-	-	-
Schoolcraft Township, Precinct 1	-	-	-	-	-	-	-	-	-	-
Stanton Township, Precinct 1	-	-	-	-	-	-	-	-	-	-
Stanton Township, Precinct 2	-	-	-	-	-	-	-	-	-	-
Torch Lake Township, Precinct 1	-	-	-	-	-	-	-	-	-	-
Torch Lake Township, Precinct 2	-	-	-	-	-	-	-	-	-	-
Total	1487	19	116	2	223	0	177	2	645	0

Statement of Votes Cast
Houghton County, MI
2016 General Primary
SOVC For Jurisdiction Wide, All Counters, All Races
STATEMENT OF VOTES CAST

	REP Franklin 2 Delegate				REP Hancock 1 Delegate			REP Laird 1 Delegate		REP Osceola 1 Delegate	
	Reg. Voters	Total Votes	Mary Sears (REP)	Timothy Sears (REP)	Reg. Voters	Total Votes	Anthony C. Pizzi (REP)	Reg. Voters	Total Votes	Reg. Voters	Total Votes
Jurisdiction Wide											
Adams Township, Precinct 1	-	-	-	-	-	-	-	-	-	-	-
Calumet Charter Township, Precinct 1	-	-	-	-	-	-	-	-	-	-	-
Calumet Charter Township, Precinct 2	-	-	-	-	-	-	-	-	-	-	-
Calumet Charter Township, Precinct 5	-	-	-	-	-	-	-	-	-	-	-
Calumet Charter Township, Precinct 9	-	-	-	-	-	-	-	-	-	-	-
Chassell Township, Precinct 1	-	-	-	-	-	-	-	-	-	-	-
City of Hancock, Precinct 1	-	-	-	-	-	-	-	-	-	-	-
City of Hancock, Precinct 2	-	-	-	-	-	-	-	-	-	-	-
City of Hancock, Precinct 3	-	-	-	-	-	-	-	-	-	-	-
City of Houghton, Precinct 1	-	-	-	-	-	-	-	-	-	-	-
City of Houghton, Precinct 2	-	-	-	-	-	-	-	-	-	-	-
Duncan Township, Precinct 1	-	-	-	-	-	-	-	-	-	-	-
Duncan Township, Precinct 2	-	-	-	-	-	-	-	-	-	-	-
Elm River Township, Precinct 1	-	-	-	-	-	-	-	-	-	-	-
Franklin Township, Precinct 1	-	-	-	-	-	-	-	-	-	-	-
Franklin Township, Precinct 2	322	51	27	24	-	-	-	-	-	-	-
Hancock Township, Precinct 1	-	-	-	-	353	44	43	-	-	-	-
Laird Township, Precinct 1	-	-	-	-	-	-	-	414	3	-	-
Osceola Township, Precinct 1	-	-	-	-	-	-	-	-	-	374	1
Osceola Township, Precinct 2	-	-	-	-	-	-	-	-	-	-	-
Osceola Township, Precinct 4	-	-	-	-	-	-	-	-	-	-	-
Portage Charter Township, Precinct 1	-	-	-	-	-	-	-	-	-	-	-
Portage Charter Township, Precinct 2	-	-	-	-	-	-	-	-	-	-	-
Portage Charter Township, Precinct 4	-	-	-	-	-	-	-	-	-	-	-
Quincy Township, Precinct 1	-	-	-	-	-	-	-	-	-	-	-
Schoolcraft Township, Precinct 1	-	-	-	-	-	-	-	-	-	-	-
Stanton Township, Precinct 1	-	-	-	-	-	-	-	-	-	-	-
Stanton Township, Precinct 2	-	-	-	-	-	-	-	-	-	-	-
Torch Lake Township, Precinct 1	-	-	-	-	-	-	-	-	-	-	-
Torch Lake Township, Precinct 2	-	-	-	-	-	-	-	-	-	-	-
Total	322	51	27	24	353	44	43	414	3	374	1

Statement of Votes Cast
Houghton County, MI
2016 General Primary
SOVC For Jurisdiction Wide, All Counters, All Races
STATEMENT OF VOTES CAST

	REP Osceola 2 Delegate			REP Osceola 4 Delegate		REP Portage 1 Delegate		REP Portage 2 Delegate		REP Portage 4 Delegate	
	Reg. Voters	Total Votes	Steven Karpiak (REP)	Reg. Voters	Total Votes	Reg. Voters	Total Votes	Reg. Voters	Total Votes	Reg. Voters	Total Votes
Jurisdiction Wide											
Adams Township, Precinct 1	-	-	-	-	-	-	-	-	-	-	-
Calumet Charter Township, Precinct 1	-	-	-	-	-	-	-	-	-	-	-
Calumet Charter Township, Precinct 2	-	-	-	-	-	-	-	-	-	-	-
Calumet Charter Township, Precinct 5	-	-	-	-	-	-	-	-	-	-	-
Calumet Charter Township, Precinct 9	-	-	-	-	-	-	-	-	-	-	-
Chassell Township, Precinct 1	-	-	-	-	-	-	-	-	-	-	-
City of Hancock, Precinct 1	-	-	-	-	-	-	-	-	-	-	-
City of Hancock, Precinct 2	-	-	-	-	-	-	-	-	-	-	-
City of Hancock, Precinct 3	-	-	-	-	-	-	-	-	-	-	-
City of Houghton, Precinct 1	-	-	-	-	-	-	-	-	-	-	-
City of Houghton, Precinct 2	-	-	-	-	-	-	-	-	-	-	-
Duncan Township, Precinct 1	-	-	-	-	-	-	-	-	-	-	-
Duncan Township, Precinct 2	-	-	-	-	-	-	-	-	-	-	-
Elm River Township, Precinct 1	-	-	-	-	-	-	-	-	-	-	-
Franklin Township, Precinct 1	-	-	-	-	-	-	-	-	-	-	-
Franklin Township, Precinct 2	-	-	-	-	-	-	-	-	-	-	-
Hancock Township, Precinct 1	-	-	-	-	-	-	-	-	-	-	-
Laird Township, Precinct 1	-	-	-	-	-	-	-	-	-	-	-
Osceola Township, Precinct 1	-	-	-	-	-	-	-	-	-	-	-
Osceola Township, Precinct 2	661	67	67	-	-	-	-	-	-	-	-
Osceola Township, Precinct 4	-	-	-	313	0	-	-	-	-	-	-
Portage Charter Township, Precinct 1	-	-	-	-	-	816	8	-	-	-	-
Portage Charter Township, Precinct 2	-	-	-	-	-	-	-	1021	4	-	-
Portage Charter Township, Precinct 4	-	-	-	-	-	-	-	-	-	572	1
Quincy Township, Precinct 1	-	-	-	-	-	-	-	-	-	-	-
Schoolcraft Township, Precinct 1	-	-	-	-	-	-	-	-	-	-	-
Stanton Township, Precinct 1	-	-	-	-	-	-	-	-	-	-	-
Stanton Township, Precinct 2	-	-	-	-	-	-	-	-	-	-	-
Torch Lake Township, Precinct 1	-	-	-	-	-	-	-	-	-	-	-
Torch Lake Township, Precinct 2	-	-	-	-	-	-	-	-	-	-	-
Total	661	67	67	313	0	816	8	1021	4	572	1

Statement of Votes Cast
Houghton County, MI
2016 General Primary
SOVC For Jurisdiction Wide, All Counters, All Races
STATEMENT OF VOTES CAST

	REP Quincy 1 Delegate		REP Schoolcraft 1 Delegate		REP Stanton 1 Delegate		REP Stanton 2 Delegate		REP Torch Lk 1 Delegate	
	Reg. Voters	Total Votes	Reg. Voters	Total Votes	Reg. Voters	Total Votes	Reg. Voters	Total Votes	Reg. Voters	Total Votes
Jurisdiction Wide										
Adams Township, Precinct 1	-	-	-	-	-	-	-	-	-	-
Calumet Charter Township, Precinct 1	-	-	-	-	-	-	-	-	-	-
Calumet Charter Township, Precinct 2	-	-	-	-	-	-	-	-	-	-
Calumet Charter Township, Precinct 5	-	-	-	-	-	-	-	-	-	-
Calumet Charter Township, Precinct 9	-	-	-	-	-	-	-	-	-	-
Chassell Township, Precinct 1	-	-	-	-	-	-	-	-	-	-
City of Hancock, Precinct 1	-	-	-	-	-	-	-	-	-	-
City of Hancock, Precinct 2	-	-	-	-	-	-	-	-	-	-
City of Hancock, Precinct 3	-	-	-	-	-	-	-	-	-	-
City of Houghton, Precinct 1	-	-	-	-	-	-	-	-	-	-
City of Houghton, Precinct 2	-	-	-	-	-	-	-	-	-	-
Duncan Township, Precinct 1	-	-	-	-	-	-	-	-	-	-
Duncan Township, Precinct 2	-	-	-	-	-	-	-	-	-	-
Elm River Township, Precinct 1	-	-	-	-	-	-	-	-	-	-
Franklin Township, Precinct 1	-	-	-	-	-	-	-	-	-	-
Franklin Township, Precinct 2	-	-	-	-	-	-	-	-	-	-
Hancock Township, Precinct 1	-	-	-	-	-	-	-	-	-	-
Laird Township, Precinct 1	-	-	-	-	-	-	-	-	-	-
Osceola Township, Precinct 1	-	-	-	-	-	-	-	-	-	-
Osceola Township, Precinct 2	-	-	-	-	-	-	-	-	-	-
Osceola Township, Precinct 4	-	-	-	-	-	-	-	-	-	-
Portage Charter Township, Precinct 1	-	-	-	-	-	-	-	-	-	-
Portage Charter Township, Precinct 2	-	-	-	-	-	-	-	-	-	-
Portage Charter Township, Precinct 4	-	-	-	-	-	-	-	-	-	-
Quincy Township, Precinct 1	225	2	-	-	-	-	-	-	-	-
Schoolcraft Township, Precinct 1	-	-	1468	19	-	-	-	-	-	-
Stanton Township, Precinct 1	-	-	-	-	1037	2	-	-	-	-
Stanton Township, Precinct 2	-	-	-	-	-	-	123	0	-	-
Torch Lake Township, Precinct 1	-	-	-	-	-	-	-	-	903	2
Torch Lake Township, Precinct 2	-	-	-	-	-	-	-	-	-	-
Total	225	2	1468	19	1037	2	123	0	903	2

Statement of Votes Cast
Houghton County, MI
2016 General Primary
SOVC For Jurisdiction Wide, All Counters, All Races
STATEMENT OF VOTES CAST

	DEM Prosecuting Attorney			DEM County Sheriff			DEM County Clerk-Reg Deeds			
	Reg. Voters	Total Votes	Michael E. Makinen (DEM)	Reg. Voters	Total Votes	Derek J. Poyhonen (DEM)	Reg. Voters	Total Votes	Mary Beth Hodges (DEM)	Jennifer K Loren (DEM)
Jurisdiction Wide										
Adams Township, Precinct 1	1812	147	145	1812	133	133	1812	173	38	135
Calumet Charter Township, Precinct 1	1559	128	125	1559	108	107	1559	140	85	55
Calumet Charter Township, Precinct 2	1178	40	40	1178	38	38	1178	50	31	19
Calumet Charter Township, Precinct 5	546	33	32	546	30	30	546	34	24	10
Calumet Charter Township, Precinct 9	1454	90	89	1454	71	69	1454	106	75	31
Chassell Township, Precinct 1	1487	177	176	1487	150	150	1487	202	81	121
City of Hancock, Precinct 1	913	88	88	913	75	75	913	90	46	44
City of Hancock, Precinct 2	1140	107	106	1140	96	96	1140	126	48	78
City of Hancock, Precinct 3	1021	78	77	1021	63	62	1021	91	37	54
City of Houghton, Precinct 1	1150	134	130	1150	117	116	1150	145	67	78
City of Houghton, Precinct 2	1639	174	173	1639	145	143	1639	192	85	107
Duncan Township, Precinct 1	116	7	7	116	5	5	116	7	4	3
Duncan Township, Precinct 2	223	11	11	223	10	10	223	11	6	5
Elm River Township, Precinct 1	177	29	29	177	26	25	177	41	5	36
Franklin Township, Precinct 1	645	52	52	645	51	51	645	63	37	26
Franklin Township, Precinct 2	322	31	31	322	30	30	322	37	15	22
Hancock Township, Precinct 1	353	18	17	353	14	13	353	23	8	15
Laird Township, Precinct 1	414	33	33	414	28	28	414	34	12	22
Osceola Township, Precinct 1	374	49	49	374	37	37	374	63	45	18
Osceola Township, Precinct 2	661	55	53	661	53	53	661	69	31	37
Osceola Township, Precinct 4	313	24	24	313	20	20	313	27	18	9
Portage Charter Township, Precinct 1	816	52	51	816	51	51	816	79	22	57
Portage Charter Township, Precinct 2	1021	115	112	1021	102	101	1021	122	37	85
Portage Charter Township, Precinct 4	572	65	61	572	59	55	572	72	18	54
Quincy Township, Precinct 1	225	12	12	225	10	10	225	15	2	13
Schoolcraft Township, Precinct 1	1468	133	133	1468	107	105	1468	178	123	55
Stanton Township, Precinct 1	1037	62	61	1037	50	50	1037	70	34	36
Stanton Township, Precinct 2	123	31	31	123	27	27	123	33	5	28
Torch Lake Township, Precinct 1	903	93	90	903	76	74	903	109	70	39
Torch Lake Township, Precinct 2	665	75	74	665	59	57	665	98	69	28
Total	24327	2143	2112	24327	1841	1821	24327	2500	1178	1320

Statement of Votes Cast
Houghton County, MI
2016 General Primary
SOVC For Jurisdiction Wide, All Counters, All Races
STATEMENT OF VOTES CAST

	DEM County Treasurer		DEM Mine Inspector			DEM Drain Commissioner			DEM D1 Commissioner		
	Reg. Voters	Total Votes	Reg. Voters	Total Votes	Murray Gillis (DEM)	Reg. Voters	Total Votes	John Pekkala (DEM)	Reg. Voters	Total Votes	Rick Kasprzak (DEM)
Jurisdiction Wide											
Adams Township, Precinct 1	1812	12	1812	134	134	1812	142	142	-	-	-
Calumet Charter Township, Precinct 1	1559	5	1559	107	107	1559	107	107	1559	110	109
Calumet Charter Township, Precinct 2	1178	4	1178	37	37	1178	36	36	1178	35	35
Calumet Charter Township, Precinct 5	546	2	546	25	25	546	28	28	546	29	28
Calumet Charter Township, Precinct 9	1454	4	1454	75	75	1454	77	77	1454	81	81
Chassell Township, Precinct 1	1487	9	1487	177	177	1487	172	172	-	-	-
City of Hancock, Precinct 1	913	5	913	84	84	913	85	85	-	-	-
City of Hancock, Precinct 2	1140	4	1140	103	103	1140	107	107	-	-	-
City of Hancock, Precinct 3	1021	3	1021	71	70	1021	74	74	-	-	-
City of Houghton, Precinct 1	1150	5	1150	127	126	1150	127	127	-	-	-
City of Houghton, Precinct 2	1639	7	1639	171	171	1639	167	167	-	-	-
Duncan Township, Precinct 1	116	0	116	6	6	116	6	6	-	-	-
Duncan Township, Precinct 2	223	1	223	10	10	223	10	10	-	-	-
Elm River Township, Precinct 1	177	1	177	24	24	177	28	28	-	-	-
Franklin Township, Precinct 1	645	3	645	50	50	645	53	53	-	-	-
Franklin Township, Precinct 2	322	2	322	27	27	322	31	31	-	-	-
Hancock Township, Precinct 1	353	0	353	20	20	353	19	19	353	19	18
Laird Township, Precinct 1	414	4	414	26	26	414	27	27	-	-	-
Osceola Township, Precinct 1	374	3	374	45	45	374	46	46	-	-	-
Osceola Township, Precinct 2	661	4	661	51	51	661	55	55	-	-	-
Osceola Township, Precinct 4	313	2	313	23	23	313	24	24	-	-	-
Portage Charter Township, Precinct 1	816	0	816	57	57	816	55	55	-	-	-
Portage Charter Township, Precinct 2	1021	5	1021	112	112	1021	112	112	-	-	-
Portage Charter Township, Precinct 4	572	3	572	61	61	572	59	56	-	-	-
Quincy Township, Precinct 1	225	0	225	11	11	225	12	12	-	-	-
Schoolcraft Township, Precinct 1	1468	7	1468	111	111	1468	119	118	-	-	-
Stanton Township, Precinct 1	1037	3	1037	65	65	1037	62	62	-	-	-
Stanton Township, Precinct 2	123	1	123	26	26	123	26	26	-	-	-
Torch Lake Township, Precinct 1	903	7	903	78	77	903	76	76	-	-	-
Torch Lake Township, Precinct 2	665	5	665	59	58	665	63	62	-	-	-
Total	24327	111	24327	1973	1969	24327	2005	2000	5090	274	271

Statement of Votes Cast
Houghton County, MI
2016 General Primary
SOVC For Jurisdiction Wide, All Counters, All Races
STATEMENT OF VOTES CAST

	DEM D2 Commissioner			DEM D3 Commissioner			DEM D4 Commissioner		
	Reg. Voters	Total Votes	Valorie Troesch (DEM)	Reg. Voters	Total Votes	Anton J. Pintar (DEM)	Reg. Voters	Total Votes	Scott K. Ala (DEM)
Jurisdiction Wide									
Adams Township, Precinct 1	-	-	-	1812	166	165	-	-	-
Calumet Charter Township, Precinct 1	-	-	-	-	-	-	-	-	-
Calumet Charter Township, Precinct 2	-	-	-	-	-	-	-	-	-
Calumet Charter Township, Precinct 5	-	-	-	-	-	-	-	-	-
Calumet Charter Township, Precinct 9	-	-	-	-	-	-	-	-	-
Chassell Township, Precinct 1	-	-	-	-	-	-	-	-	-
City of Hancock, Precinct 1	-	-	-	913	88	88	-	-	-
City of Hancock, Precinct 2	-	-	-	1140	114	114	-	-	-
City of Hancock, Precinct 3	-	-	-	1021	82	82	-	-	-
City of Houghton, Precinct 1	-	-	-	-	-	-	1150	128	127
City of Houghton, Precinct 2	-	-	-	-	-	-	1639	176	176
Duncan Township, Precinct 1	-	-	-	-	-	-	-	-	-
Duncan Township, Precinct 2	-	-	-	-	-	-	-	-	-
Elm River Township, Precinct 1	-	-	-	-	-	-	-	-	-
Franklin Township, Precinct 1	645	46	46	-	-	-	-	-	-
Franklin Township, Precinct 2	322	29	28	-	-	-	-	-	-
Hancock Township, Precinct 1	-	-	-	-	-	-	-	-	-
Laird Township, Precinct 1	-	-	-	-	-	-	-	-	-
Osceola Township, Precinct 1	374	44	44	-	-	-	-	-	-
Osceola Township, Precinct 2	661	50	49	-	-	-	-	-	-
Osceola Township, Precinct 4	313	22	21	-	-	-	-	-	-
Portage Charter Township, Precinct 1	-	-	-	-	-	-	-	-	-
Portage Charter Township, Precinct 2	-	-	-	-	-	-	-	-	-
Portage Charter Township, Precinct 4	-	-	-	-	-	-	-	-	-
Quincy Township, Precinct 1	225	12	12	-	-	-	-	-	-
Schoolcraft Township, Precinct 1	1468	111	111	-	-	-	-	-	-
Stanton Township, Precinct 1	-	-	-	-	-	-	-	-	-
Stanton Township, Precinct 2	-	-	-	-	-	-	-	-	-
Torch Lake Township, Precinct 1	903	80	80	-	-	-	-	-	-
Torch Lake Township, Precinct 2	665	59	58	-	-	-	-	-	-
Total	5576	453	449	4886	450	449	2789	304	303

Statement of Votes Cast
Houghton County, MI
2016 General Primary
SOVC For Jurisdiction Wide, All Counters, All Races
STATEMENT OF VOTES CAST

	DEM D5 Commissioner			DEM Adams Twp Supervisor			DEM Adams Twp Clerk		
	Reg. Voters	Total Votes	George M. Rajala (DEM)	Reg. Voters	Total Votes	Gerald Heikkinen (DEM)	Reg. Voters	Total Votes	Debra Pindral (DEM)
Jurisdiction Wide									
Adams Township, Precinct 1	-	-	-	1812	151	151	1812	151	151
Calumet Charter Township, Precinct 1	-	-	-	-	-	-	-	-	-
Calumet Charter Township, Precinct 2	-	-	-	-	-	-	-	-	-
Calumet Charter Township, Precinct 5	-	-	-	-	-	-	-	-	-
Calumet Charter Township, Precinct 9	-	-	-	-	-	-	-	-	-
Chassell Township, Precinct 1	1487	175	175	-	-	-	-	-	-
City of Hancock, Precinct 1	-	-	-	-	-	-	-	-	-
City of Hancock, Precinct 2	-	-	-	-	-	-	-	-	-
City of Hancock, Precinct 3	-	-	-	-	-	-	-	-	-
City of Houghton, Precinct 1	-	-	-	-	-	-	-	-	-
City of Houghton, Precinct 2	-	-	-	-	-	-	-	-	-
Duncan Township, Precinct 1	116	5	5	-	-	-	-	-	-
Duncan Township, Precinct 2	223	10	10	-	-	-	-	-	-
Elm River Township, Precinct 1	177	23	23	-	-	-	-	-	-
Franklin Township, Precinct 1	-	-	-	-	-	-	-	-	-
Franklin Township, Precinct 2	-	-	-	-	-	-	-	-	-
Hancock Township, Precinct 1	-	-	-	-	-	-	-	-	-
Laird Township, Precinct 1	414	28	28	-	-	-	-	-	-
Osceola Township, Precinct 1	-	-	-	-	-	-	-	-	-
Osceola Township, Precinct 2	-	-	-	-	-	-	-	-	-
Osceola Township, Precinct 4	-	-	-	-	-	-	-	-	-
Portage Charter Township, Precinct 1	816	60	60	-	-	-	-	-	-
Portage Charter Township, Precinct 2	1021	113	113	-	-	-	-	-	-
Portage Charter Township, Precinct 4	572	61	61	-	-	-	-	-	-
Quincy Township, Precinct 1	-	-	-	-	-	-	-	-	-
Schoolcraft Township, Precinct 1	-	-	-	-	-	-	-	-	-
Stanton Township, Precinct 1	1037	64	64	-	-	-	-	-	-
Stanton Township, Precinct 2	123	26	26	-	-	-	-	-	-
Torch Lake Township, Precinct 1	-	-	-	-	-	-	-	-	-
Torch Lake Township, Precinct 2	-	-	-	-	-	-	-	-	-
Total	5986	565	565	1812	151	151	1812	151	151

Statement of Votes Cast
Houghton County, MI
2016 General Primary
SOVC For Jurisdiction Wide, All Counters, All Races
STATEMENT OF VOTES CAST

	DEM Adams Twp Treasurer			DEM Adams Twp Trustee			DEM Calumet Twp Supervisor		DEM Calumet Twp Clerk	
	Reg. Voters	Total Votes	Nancy Immonen (DEM)	Reg. Voters	Total Votes	David Mattila (DEM)	Reg. Voters	Total Votes	Reg. Voters	Total Votes
Jurisdiction Wide										
Adams Township, Precinct 1	1812	155	155	1812	152	152	-	-	-	-
Calumet Charter Township, Precinct 1	-	-	-	-	-	-	1559	7	1559	6
Calumet Charter Township, Precinct 2	-	-	-	-	-	-	1178	4	1178	3
Calumet Charter Township, Precinct 5	-	-	-	-	-	-	546	1	546	1
Calumet Charter Township, Precinct 9	-	-	-	-	-	-	1454	6	1454	5
Chassell Township, Precinct 1	-	-	-	-	-	-	-	-	-	-
City of Hancock, Precinct 1	-	-	-	-	-	-	-	-	-	-
City of Hancock, Precinct 2	-	-	-	-	-	-	-	-	-	-
City of Hancock, Precinct 3	-	-	-	-	-	-	-	-	-	-
City of Houghton, Precinct 1	-	-	-	-	-	-	-	-	-	-
City of Houghton, Precinct 2	-	-	-	-	-	-	-	-	-	-
Duncan Township, Precinct 1	-	-	-	-	-	-	-	-	-	-
Duncan Township, Precinct 2	-	-	-	-	-	-	-	-	-	-
Elm River Township, Precinct 1	-	-	-	-	-	-	-	-	-	-
Franklin Township, Precinct 1	-	-	-	-	-	-	-	-	-	-
Franklin Township, Precinct 2	-	-	-	-	-	-	-	-	-	-
Hancock Township, Precinct 1	-	-	-	-	-	-	-	-	-	-
Laird Township, Precinct 1	-	-	-	-	-	-	-	-	-	-
Osceola Township, Precinct 1	-	-	-	-	-	-	-	-	-	-
Osceola Township, Precinct 2	-	-	-	-	-	-	-	-	-	-
Osceola Township, Precinct 4	-	-	-	-	-	-	-	-	-	-
Portage Charter Township, Precinct 1	-	-	-	-	-	-	-	-	-	-
Portage Charter Township, Precinct 2	-	-	-	-	-	-	-	-	-	-
Portage Charter Township, Precinct 4	-	-	-	-	-	-	-	-	-	-
Quincy Township, Precinct 1	-	-	-	-	-	-	-	-	-	-
Schoolcraft Township, Precinct 1	-	-	-	-	-	-	-	-	-	-
Stanton Township, Precinct 1	-	-	-	-	-	-	-	-	-	-
Stanton Township, Precinct 2	-	-	-	-	-	-	-	-	-	-
Torch Lake Township, Precinct 1	-	-	-	-	-	-	-	-	-	-
Torch Lake Township, Precinct 2	-	-	-	-	-	-	-	-	-	-
Total	1812	155	155	1812	152	152	4737	18	4737	15

Statement of Votes Cast
Houghton County, MI
2016 General Primary
SOVC For Jurisdiction Wide, All Counters, All Races
STATEMENT OF VOTES CAST

	DEM Calumet Twp Treasurer		DEM Calumet Twp Trustee		DEM Chassell Twp Supervisor		DEM Chassell Twp Clerk		DEM Chassell Twp Treasurer	
	Reg. Voters	Total Votes	Reg. Voters	Total Votes	Reg. Voters	Total Votes	Reg. Voters	Total Votes	Reg. Voters	Total Votes
Jurisdiction Wide										
Adams Township, Precinct 1	-	-	-	-	-	-	-	-	-	-
Calumet Charter Township, Precinct 1	1559	5	1559	13	-	-	-	-	-	-
Calumet Charter Township, Precinct 2	1178	3	1178	5	-	-	-	-	-	-
Calumet Charter Township, Precinct 5	546	2	546	1	-	-	-	-	-	-
Calumet Charter Township, Precinct 9	1454	6	1454	11	-	-	-	-	-	-
Chassell Township, Precinct 1	-	-	-	-	1487	8	1487	8	1487	7
City of Hancock, Precinct 1	-	-	-	-	-	-	-	-	-	-
City of Hancock, Precinct 2	-	-	-	-	-	-	-	-	-	-
City of Hancock, Precinct 3	-	-	-	-	-	-	-	-	-	-
City of Houghton, Precinct 1	-	-	-	-	-	-	-	-	-	-
City of Houghton, Precinct 2	-	-	-	-	-	-	-	-	-	-
Duncan Township, Precinct 1	-	-	-	-	-	-	-	-	-	-
Duncan Township, Precinct 2	-	-	-	-	-	-	-	-	-	-
Elm River Township, Precinct 1	-	-	-	-	-	-	-	-	-	-
Franklin Township, Precinct 1	-	-	-	-	-	-	-	-	-	-
Franklin Township, Precinct 2	-	-	-	-	-	-	-	-	-	-
Hancock Township, Precinct 1	-	-	-	-	-	-	-	-	-	-
Laird Township, Precinct 1	-	-	-	-	-	-	-	-	-	-
Osceola Township, Precinct 1	-	-	-	-	-	-	-	-	-	-
Osceola Township, Precinct 2	-	-	-	-	-	-	-	-	-	-
Osceola Township, Precinct 4	-	-	-	-	-	-	-	-	-	-
Portage Charter Township, Precinct 1	-	-	-	-	-	-	-	-	-	-
Portage Charter Township, Precinct 2	-	-	-	-	-	-	-	-	-	-
Portage Charter Township, Precinct 4	-	-	-	-	-	-	-	-	-	-
Quincy Township, Precinct 1	-	-	-	-	-	-	-	-	-	-
Schoolcraft Township, Precinct 1	-	-	-	-	-	-	-	-	-	-
Stanton Township, Precinct 1	-	-	-	-	-	-	-	-	-	-
Stanton Township, Precinct 2	-	-	-	-	-	-	-	-	-	-
Torch Lake Township, Precinct 1	-	-	-	-	-	-	-	-	-	-
Torch Lake Township, Precinct 2	-	-	-	-	-	-	-	-	-	-
Total	4737	16	4737	30	1487	8	1487	8	1487	7

Statement of Votes Cast
Houghton County, MI
2016 General Primary
SOVC For Jurisdiction Wide, All Counters, All Races
STATEMENT OF VOTES CAST

	DEM Chassell Twp Trustee		DEM Chassell Twp Constable			DEM Duncan Twp Supervisor		DEM Duncan Twp Clerk		DEM Duncan Twp Treasurer	
	Reg. Voters	Total Votes	Reg. Voters	Total Votes	Kevin D. Kalliainen (DEM)	Reg. Voters	Total Votes	Reg. Voters	Total Votes	Reg. Voters	Total Votes
Jurisdiction Wide											
Adams Township, Precinct 1	-	-	-	-	-	-	-	-	-	-	-
Calumet Charter Township, Precinct 1	-	-	-	-	-	-	-	-	-	-	-
Calumet Charter Township, Precinct 2	-	-	-	-	-	-	-	-	-	-	-
Calumet Charter Township, Precinct 5	-	-	-	-	-	-	-	-	-	-	-
Calumet Charter Township, Precinct 9	-	-	-	-	-	-	-	-	-	-	-
Chassell Township, Precinct 1	1487	9	1487	156	156	-	-	-	-	-	-
City of Hancock, Precinct 1	-	-	-	-	-	-	-	-	-	-	-
City of Hancock, Precinct 2	-	-	-	-	-	-	-	-	-	-	-
City of Hancock, Precinct 3	-	-	-	-	-	-	-	-	-	-	-
City of Houghton, Precinct 1	-	-	-	-	-	-	-	-	-	-	-
City of Houghton, Precinct 2	-	-	-	-	-	-	-	-	-	-	-
Duncan Township, Precinct 1	-	-	-	-	-	116	0	116	0	116	0
Duncan Township, Precinct 2	-	-	-	-	-	223	2	223	2	223	2
Elm River Township, Precinct 1	-	-	-	-	-	-	-	-	-	-	-
Franklin Township, Precinct 1	-	-	-	-	-	-	-	-	-	-	-
Franklin Township, Precinct 2	-	-	-	-	-	-	-	-	-	-	-
Hancock Township, Precinct 1	-	-	-	-	-	-	-	-	-	-	-
Laird Township, Precinct 1	-	-	-	-	-	-	-	-	-	-	-
Osceola Township, Precinct 1	-	-	-	-	-	-	-	-	-	-	-
Osceola Township, Precinct 2	-	-	-	-	-	-	-	-	-	-	-
Osceola Township, Precinct 4	-	-	-	-	-	-	-	-	-	-	-
Portage Charter Township, Precinct 1	-	-	-	-	-	-	-	-	-	-	-
Portage Charter Township, Precinct 2	-	-	-	-	-	-	-	-	-	-	-
Portage Charter Township, Precinct 4	-	-	-	-	-	-	-	-	-	-	-
Quincy Township, Precinct 1	-	-	-	-	-	-	-	-	-	-	-
Schoolcraft Township, Precinct 1	-	-	-	-	-	-	-	-	-	-	-
Stanton Township, Precinct 1	-	-	-	-	-	-	-	-	-	-	-
Stanton Township, Precinct 2	-	-	-	-	-	-	-	-	-	-	-
Torch Lake Township, Precinct 1	-	-	-	-	-	-	-	-	-	-	-
Torch Lake Township, Precinct 2	-	-	-	-	-	-	-	-	-	-	-
Total	1487	9	1487	156	156	339	2	339	2	339	2

Statement of Votes Cast
Houghton County, MI
2016 General Primary
SOVC For Jurisdiction Wide, All Counters, All Races
STATEMENT OF VOTES CAST

	DEM Duncan Twp Trustee		DEM Elm River Twp Supervisor		DEM Elm River Twp Clerk			DEM Elm River Twp Treasurer		DEM Elm River Twp Trustee	
	Reg. Voters	Total Votes	Reg. Voters	Total Votes	Reg. Voters	Total Votes	Sherri J. Brandt (DEM)	Reg. Voters	Total Votes	Reg. Voters	Total Votes
Jurisdiction Wide											
Adams Township, Precinct 1	-	-	-	-	-	-	-	-	-	-	-
Calumet Charter Township, Precinct 1	-	-	-	-	-	-	-	-	-	-	-
Calumet Charter Township, Precinct 2	-	-	-	-	-	-	-	-	-	-	-
Calumet Charter Township, Precinct 5	-	-	-	-	-	-	-	-	-	-	-
Calumet Charter Township, Precinct 9	-	-	-	-	-	-	-	-	-	-	-
Chassell Township, Precinct 1	-	-	-	-	-	-	-	-	-	-	-
City of Hancock, Precinct 1	-	-	-	-	-	-	-	-	-	-	-
City of Hancock, Precinct 2	-	-	-	-	-	-	-	-	-	-	-
City of Hancock, Precinct 3	-	-	-	-	-	-	-	-	-	-	-
City of Houghton, Precinct 1	-	-	-	-	-	-	-	-	-	-	-
City of Houghton, Precinct 2	-	-	-	-	-	-	-	-	-	-	-
Duncan Township, Precinct 1	116	0	-	-	-	-	-	-	-	-	-
Duncan Township, Precinct 2	223	2	-	-	-	-	-	-	-	-	-
Elm River Township, Precinct 1	-	-	177	4	177	37	37	177	3	177	4
Franklin Township, Precinct 1	-	-	-	-	-	-	-	-	-	-	-
Franklin Township, Precinct 2	-	-	-	-	-	-	-	-	-	-	-
Hancock Township, Precinct 1	-	-	-	-	-	-	-	-	-	-	-
Laird Township, Precinct 1	-	-	-	-	-	-	-	-	-	-	-
Osceola Township, Precinct 1	-	-	-	-	-	-	-	-	-	-	-
Osceola Township, Precinct 2	-	-	-	-	-	-	-	-	-	-	-
Osceola Township, Precinct 4	-	-	-	-	-	-	-	-	-	-	-
Portage Charter Township, Precinct 1	-	-	-	-	-	-	-	-	-	-	-
Portage Charter Township, Precinct 2	-	-	-	-	-	-	-	-	-	-	-
Portage Charter Township, Precinct 4	-	-	-	-	-	-	-	-	-	-	-
Quincy Township, Precinct 1	-	-	-	-	-	-	-	-	-	-	-
Schoolcraft Township, Precinct 1	-	-	-	-	-	-	-	-	-	-	-
Stanton Township, Precinct 1	-	-	-	-	-	-	-	-	-	-	-
Stanton Township, Precinct 2	-	-	-	-	-	-	-	-	-	-	-
Torch Lake Township, Precinct 1	-	-	-	-	-	-	-	-	-	-	-
Torch Lake Township, Precinct 2	-	-	-	-	-	-	-	-	-	-	-
Total	339	2	177	4	177	37	37	177	3	177	4

Statement of Votes Cast
Houghton County, MI
2016 General Primary
SOVC For Jurisdiction Wide, All Counters, All Races
STATEMENT OF VOTES CAST

	DEM Franklin Twp Supervisor		DEM Franklin Twp Clerk		DEM Franklin Twp Treasurer		DEM Franklin Twp Trustee		DEM Hancock Twp Supervisor	
	Reg. Voters	Total Votes	Reg. Voters	Total Votes	Reg. Voters	Total Votes	Reg. Voters	Total Votes	Reg. Voters	Total Votes
Jurisdiction Wide										
Adams Township, Precinct 1	-	-	-	-	-	-	-	-	-	-
Calumet Charter Township, Precinct 1	-	-	-	-	-	-	-	-	-	-
Calumet Charter Township, Precinct 2	-	-	-	-	-	-	-	-	-	-
Calumet Charter Township, Precinct 5	-	-	-	-	-	-	-	-	-	-
Calumet Charter Township, Precinct 9	-	-	-	-	-	-	-	-	-	-
Chassell Township, Precinct 1	-	-	-	-	-	-	-	-	-	-
City of Hancock, Precinct 1	-	-	-	-	-	-	-	-	-	-
City of Hancock, Precinct 2	-	-	-	-	-	-	-	-	-	-
City of Hancock, Precinct 3	-	-	-	-	-	-	-	-	-	-
City of Houghton, Precinct 1	-	-	-	-	-	-	-	-	-	-
City of Houghton, Precinct 2	-	-	-	-	-	-	-	-	-	-
Duncan Township, Precinct 1	-	-	-	-	-	-	-	-	-	-
Duncan Township, Precinct 2	-	-	-	-	-	-	-	-	-	-
Elm River Township, Precinct 1	-	-	-	-	-	-	-	-	-	-
Franklin Township, Precinct 1	645	5	645	3	645	3	645	3	-	-
Franklin Township, Precinct 2	322	4	322	2	322	2	322	2	-	-
Hancock Township, Precinct 1	-	-	-	-	-	-	-	-	353	1
Laird Township, Precinct 1	-	-	-	-	-	-	-	-	-	-
Osceola Township, Precinct 1	-	-	-	-	-	-	-	-	-	-
Osceola Township, Precinct 2	-	-	-	-	-	-	-	-	-	-
Osceola Township, Precinct 4	-	-	-	-	-	-	-	-	-	-
Portage Charter Township, Precinct 1	-	-	-	-	-	-	-	-	-	-
Portage Charter Township, Precinct 2	-	-	-	-	-	-	-	-	-	-
Portage Charter Township, Precinct 4	-	-	-	-	-	-	-	-	-	-
Quincy Township, Precinct 1	-	-	-	-	-	-	-	-	-	-
Schoolcraft Township, Precinct 1	-	-	-	-	-	-	-	-	-	-
Stanton Township, Precinct 1	-	-	-	-	-	-	-	-	-	-
Stanton Township, Precinct 2	-	-	-	-	-	-	-	-	-	-
Torch Lake Township, Precinct 1	-	-	-	-	-	-	-	-	-	-
Torch Lake Township, Precinct 2	-	-	-	-	-	-	-	-	-	-
Total	967	9	967	5	967	5	967	5	353	1

Statement of Votes Cast
Houghton County, MI
2016 General Primary
SOVC For Jurisdiction Wide, All Counters, All Races
STATEMENT OF VOTES CAST

	DEM Hancock Twp Clerk		DEM Hancock Twp Treasurer		DEM Hancock Twp Trustee		DEM Laird Twp Supervisor		
	Reg. Voters	Total Votes	Reg. Voters	Total Votes	Reg. Voters	Total Votes	Reg. Voters	Total Votes	Duane Fedie (DEM)
Jurisdiction Wide									
Adams Township, Precinct 1	-	-	-	-	-	-	-	-	
Calumet Charter Township, Precinct 1	-	-	-	-	-	-	-	-	
Calumet Charter Township, Precinct 2	-	-	-	-	-	-	-	-	
Calumet Charter Township, Precinct 5	-	-	-	-	-	-	-	-	
Calumet Charter Township, Precinct 9	-	-	-	-	-	-	-	-	
Chassell Township, Precinct 1	-	-	-	-	-	-	-	-	
City of Hancock, Precinct 1	-	-	-	-	-	-	-	-	
City of Hancock, Precinct 2	-	-	-	-	-	-	-	-	
City of Hancock, Precinct 3	-	-	-	-	-	-	-	-	
City of Houghton, Precinct 1	-	-	-	-	-	-	-	-	
City of Houghton, Precinct 2	-	-	-	-	-	-	-	-	
Duncan Township, Precinct 1	-	-	-	-	-	-	-	-	
Duncan Township, Precinct 2	-	-	-	-	-	-	-	-	
Elm River Township, Precinct 1	-	-	-	-	-	-	-	-	
Franklin Township, Precinct 1	-	-	-	-	-	-	-	-	
Franklin Township, Precinct 2	-	-	-	-	-	-	-	-	
Hancock Township, Precinct 1	353	1	353	1	353	2	-	-	
Laird Township, Precinct 1	-	-	-	-	-	-	414	37	37
Osceola Township, Precinct 1	-	-	-	-	-	-	-	-	
Osceola Township, Precinct 2	-	-	-	-	-	-	-	-	
Osceola Township, Precinct 4	-	-	-	-	-	-	-	-	
Portage Charter Township, Precinct 1	-	-	-	-	-	-	-	-	
Portage Charter Township, Precinct 2	-	-	-	-	-	-	-	-	
Portage Charter Township, Precinct 4	-	-	-	-	-	-	-	-	
Quincy Township, Precinct 1	-	-	-	-	-	-	-	-	
Schoolcraft Township, Precinct 1	-	-	-	-	-	-	-	-	
Stanton Township, Precinct 1	-	-	-	-	-	-	-	-	
Stanton Township, Precinct 2	-	-	-	-	-	-	-	-	
Torch Lake Township, Precinct 1	-	-	-	-	-	-	-	-	
Torch Lake Township, Precinct 2	-	-	-	-	-	-	-	-	
Total	353	1	353	1	353	2	414	37	37

Statement of Votes Cast
Houghton County, MI
2016 General Primary
SOVC For Jurisdiction Wide, All Counters, All Races
STATEMENT OF VOTES CAST

	DEM Laird Twp Clerk			DEM Laird Twp Treasurer			DEM Laird Twp Trustee		
	Reg. Voters	Total Votes	Elaine K. Vassel (DEM)	Reg. Voters	Total Votes	Kim Fedie (DEM)	Reg. Voters	Total Votes	Patricia J. Spencer (DEM)
Jurisdiction Wide									
Adams Township, Precinct 1	-	-	-	-	-	-	-	-	-
Calumet Charter Township, Precinct 1	-	-	-	-	-	-	-	-	-
Calumet Charter Township, Precinct 2	-	-	-	-	-	-	-	-	-
Calumet Charter Township, Precinct 5	-	-	-	-	-	-	-	-	-
Calumet Charter Township, Precinct 9	-	-	-	-	-	-	-	-	-
Chassell Township, Precinct 1	-	-	-	-	-	-	-	-	-
City of Hancock, Precinct 1	-	-	-	-	-	-	-	-	-
City of Hancock, Precinct 2	-	-	-	-	-	-	-	-	-
City of Hancock, Precinct 3	-	-	-	-	-	-	-	-	-
City of Houghton, Precinct 1	-	-	-	-	-	-	-	-	-
City of Houghton, Precinct 2	-	-	-	-	-	-	-	-	-
Duncan Township, Precinct 1	-	-	-	-	-	-	-	-	-
Duncan Township, Precinct 2	-	-	-	-	-	-	-	-	-
Elm River Township, Precinct 1	-	-	-	-	-	-	-	-	-
Franklin Township, Precinct 1	-	-	-	-	-	-	-	-	-
Franklin Township, Precinct 2	-	-	-	-	-	-	-	-	-
Hancock Township, Precinct 1	-	-	-	-	-	-	-	-	-
Laird Township, Precinct 1	414	29	27	414	37	37	414	34	34
Osceola Township, Precinct 1	-	-	-	-	-	-	-	-	-
Osceola Township, Precinct 2	-	-	-	-	-	-	-	-	-
Osceola Township, Precinct 4	-	-	-	-	-	-	-	-	-
Portage Charter Township, Precinct 1	-	-	-	-	-	-	-	-	-
Portage Charter Township, Precinct 2	-	-	-	-	-	-	-	-	-
Portage Charter Township, Precinct 4	-	-	-	-	-	-	-	-	-
Quincy Township, Precinct 1	-	-	-	-	-	-	-	-	-
Schoolcraft Township, Precinct 1	-	-	-	-	-	-	-	-	-
Stanton Township, Precinct 1	-	-	-	-	-	-	-	-	-
Stanton Township, Precinct 2	-	-	-	-	-	-	-	-	-
Torch Lake Township, Precinct 1	-	-	-	-	-	-	-	-	-
Torch Lake Township, Precinct 2	-	-	-	-	-	-	-	-	-
Total	414	29	27	414	37	37	414	34	34

Statement of Votes Cast
Houghton County, MI
2016 General Primary
SOVC For Jurisdiction Wide, All Counters, All Races
STATEMENT OF VOTES CAST

	DEM Laird Twp Constable			DEM Osceola Twp Supervisor			DEM Osceola Twp Clerk		DEM Osceola Twp Treasurer	
	Reg. Voters	Total Votes	Francis Tossava (DEM)	Reg. Voters	Total Votes	Rick Greub (DEM)	Reg. Voters	Total Votes	Reg. Voters	Total Votes
Jurisdiction Wide										
Adams Township, Precinct 1	-	-	-	-	-	-	-	-	-	-
Calumet Charter Township, Precinct 1	-	-	-	-	-	-	-	-	-	-
Calumet Charter Township, Precinct 2	-	-	-	-	-	-	-	-	-	-
Calumet Charter Township, Precinct 5	-	-	-	-	-	-	-	-	-	-
Calumet Charter Township, Precinct 9	-	-	-	-	-	-	-	-	-	-
Chassell Township, Precinct 1	-	-	-	-	-	-	-	-	-	-
City of Hancock, Precinct 1	-	-	-	-	-	-	-	-	-	-
City of Hancock, Precinct 2	-	-	-	-	-	-	-	-	-	-
City of Hancock, Precinct 3	-	-	-	-	-	-	-	-	-	-
City of Houghton, Precinct 1	-	-	-	-	-	-	-	-	-	-
City of Houghton, Precinct 2	-	-	-	-	-	-	-	-	-	-
Duncan Township, Precinct 1	-	-	-	-	-	-	-	-	-	-
Duncan Township, Precinct 2	-	-	-	-	-	-	-	-	-	-
Elm River Township, Precinct 1	-	-	-	-	-	-	-	-	-	-
Franklin Township, Precinct 1	-	-	-	-	-	-	-	-	-	-
Franklin Township, Precinct 2	-	-	-	-	-	-	-	-	-	-
Hancock Township, Precinct 1	-	-	-	-	-	-	-	-	-	-
Laird Township, Precinct 1	414	33	33	-	-	-	-	-	-	-
Osceola Township, Precinct 1	-	-	-	374	35	34	374	1	374	1
Osceola Township, Precinct 2	-	-	-	661	54	50	661	5	661	5
Osceola Township, Precinct 4	-	-	-	313	21	20	313	2	313	2
Portage Charter Township, Precinct 1	-	-	-	-	-	-	-	-	-	-
Portage Charter Township, Precinct 2	-	-	-	-	-	-	-	-	-	-
Portage Charter Township, Precinct 4	-	-	-	-	-	-	-	-	-	-
Quincy Township, Preeinct 1	-	-	-	-	-	-	-	-	-	-
Schoolcraft Township, Precinct 1	-	-	-	-	-	-	-	-	-	-
Stanton Township, Precinct 1	-	-	-	-	-	-	-	-	-	-
Stanton Township, Precinct 2	-	-	-	-	-	-	-	-	-	-
Torch Lake Township, Precinct 1	-	-	-	-	-	-	-	-	-	-
Torch Lake Township, Precinct 2	-	-	-	-	-	-	-	-	-	-
Total	414	33	33	1348	110	104	1348	8	1348	8

Statement of Votes Cast
Houghton County, MI
2016 General Primary
SOVC For Jurisdiction Wide, All Counters, All Races
STATEMENT OF VOTES CAST

	DEM Osceola Twp Trustee			DEM Portage Twp Supervisor			DEM Portage Twp Clerk			DEM Portage Twp Treasurer	
	Reg. Voters	Total Votes	Donald D. Wareham (DEM)	Reg. Voters	Total Votes	Bruce Petersen (DEM)	Reg. Voters	Total Votes	Heidi Paoli Riutta (DEM)	Reg. Voters	Total Votes
Jurisdiction Wide											
Adams Township, Precinct 1	-	-	-	-	-	-	-	-	-	-	-
Calumet Charter Township, Precinct 1	-	-	-	-	-	-	-	-	-	-	-
Calumet Charter Township, Precinct 2	-	-	-	-	-	-	-	-	-	-	-
Calumet Charter Township, Precinct 5	-	-	-	-	-	-	-	-	-	-	-
Calumet Charter Township, Precinct 9	-	-	-	-	-	-	-	-	-	-	-
Chassell Township, Precinct 1	-	-	-	-	-	-	-	-	-	-	-
City of Hancock, Precinct 1	-	-	-	-	-	-	-	-	-	-	-
City of Hancock, Precinct 2	-	-	-	-	-	-	-	-	-	-	-
City of Hancock, Precinct 3	-	-	-	-	-	-	-	-	-	-	-
City of Houghton, Precinct 1	-	-	-	-	-	-	-	-	-	-	-
City of Houghton, Precinct 2	-	-	-	-	-	-	-	-	-	-	-
Duncan Township, Precinct 1	-	-	-	-	-	-	-	-	-	-	-
Duncan Township, Precinct 2	-	-	-	-	-	-	-	-	-	-	-
Elm River Township, Precinct 1	-	-	-	-	-	-	-	-	-	-	-
Franklin Township, Precinct 1	-	-	-	-	-	-	-	-	-	-	-
Franklin Township, Precinct 2	-	-	-	-	-	-	-	-	-	-	-
Hancock Township, Precinct 1	-	-	-	-	-	-	-	-	-	-	-
Laird Township, Precinct 1	-	-	-	-	-	-	-	-	-	-	-
Osceola Township, Precinct 1	374	51	51	-	-	-	-	-	-	-	-
Osceola Township, Precinct 2	661	58	57	-	-	-	-	-	-	-	-
Osceola Township, Precinct 4	313	20	20	-	-	-	-	-	-	-	-
Portage Charter Township, Precinct 1	-	-	-	816	54	54	816	54	54	816	0
Portage Charter Township, Precinct 2	-	-	-	1021	116	116	1021	109	109	1021	3
Portage Charter Township, Precinct 4	-	-	-	572	57	56	572	59	59	572	2
Quincy Township, Precinct 1	-	-	-	-	-	-	-	-	-	-	-
Schoolcraft Township, Precinct 1	-	-	-	-	-	-	-	-	-	-	-
Stanton Township, Precinct 1	-	-	-	-	-	-	-	-	-	-	-
Stanton Township, Precinct 2	-	-	-	-	-	-	-	-	-	-	-
Torch Lake Township, Precinct 1	-	-	-	-	-	-	-	-	-	-	-
Torch Lake Township, Precinct 2	-	-	-	-	-	-	-	-	-	-	-
Total	1348	129	128	2409	227	226	2409	222	222	2409	5

Statement of Votes Cast
Houghton County, MI
2016 General Primary
SOVC For Jurisdiction Wide, All Counters, All Races
STATEMENT OF VOTES CAST

	DEM Portage Twp Trustee				DEM Portage Twp Constable		DEM Quincy Twp Supervisor		DEM Quincy Twp Clerk		
	Reg. Voters	Total Votes	Peggy Lee Anderson (DEM)	John Ollila (DEM)	Reg. Voters	Total Votes	Reg. Voters	Total Votes	Reg. Voters	Total Votes	Dolores Kangas (DEM)
Jurisdiction Wide											
Adams Township, Precinct 1	-	-	-	-	-	-	-	-	-	-	-
Calumet Charter Township, Precinct 1	-	-	-	-	-	-	-	-	-	-	-
Calumet Charter Township, Precinct 2	-	-	-	-	-	-	-	-	-	-	-
Calumet Charter Township, Precinct 5	-	-	-	-	-	-	-	-	-	-	-
Calumet Charter Township, Precinct 9	-	-	-	-	-	-	-	-	-	-	-
Chassell Township, Precinct 1	-	-	-	-	-	-	-	-	-	-	-
City of Hancock, Precinct 1	-	-	-	-	-	-	-	-	-	-	-
City of Hancock, Precinct 2	-	-	-	-	-	-	-	-	-	-	-
City of Hancock, Precinct 3	-	-	-	-	-	-	-	-	-	-	-
City of Houghton, Precinct 1	-	-	-	-	-	-	-	-	-	-	-
City of Houghton, Precinct 2	-	-	-	-	-	-	-	-	-	-	-
Duncan Township, Precinct 1	-	-	-	-	-	-	-	-	-	-	-
Duncan Township, Precinct 2	-	-	-	-	-	-	-	-	-	-	-
Elm River Township, Precinct 1	-	-	-	-	-	-	-	-	-	-	-
Franklin Township, Precinct 1	-	-	-	-	-	-	-	-	-	-	-
Franklin Township, Precinct 2	-	-	-	-	-	-	-	-	-	-	-
Hancock Township, Precinct 1	-	-	-	-	-	-	-	-	-	-	-
Laird Township, Precinct 1	-	-	-	-	-	-	-	-	-	-	-
Osceola Township, Precinct 1	-	-	-	-	-	-	-	-	-	-	-
Osceola Township, Precinct 2	-	-	-	-	-	-	-	-	-	-	-
Osceola Township, Precinct 4	-	-	-	-	-	-	-	-	-	-	-
Portage Charter Township, Precinct 1	816	87	45	42	816	0	-	-	-	-	-
Portage Charter Township, Precinct 2	1021	195	100	95	1021	2	-	-	-	-	-
Portage Charter Township, Precinct 4	572	95	54	41	572	2	-	-	-	-	-
Quincy Township, Precinct 1	-	-	-	-	-	-	225	0	225	13	13
Schoolcraft Township, Precinct 1	-	-	-	-	-	-	-	-	-	-	-
Stanton Township, Precinct 1	-	-	-	-	-	-	-	-	-	-	-
Stanton Township, Precinct 2	-	-	-	-	-	-	-	-	-	-	-
Torch Lake Township, Precinct 1	-	-	-	-	-	-	-	-	-	-	-
Torch Lake Township, Precinct 2	-	-	-	-	-	-	-	-	-	-	-
Total	2409	377	199	178	2409	4	225	0	225	13	13

Statement of Votes Cast
Houghton County, MI
2016 General Primary
SOVC For Jurisdiction Wide, All Counters, All Races
STATEMENT OF VOTES CAST

	DEM Quincy Twp Treasurer		DEM Quincy Twp Trustee			DEM Schoolcraft Twp Supervisor		DEM Schoolcraft Twp Clerk	
	Reg. Voters	Total Votes	Reg. Voters	Total Votes	Chris Kangas (DEM)	Reg. Voters	Total Votes	Reg. Voters	Total Votes
Jurisdiction Wide									
Adams Township, Precinct 1	-	-	-	-	-	-	-	-	-
Calumet Charter Township, Precinct 1	-	-	-	-	-	-	-	-	-
Calumet Charter Township, Precinct 2	-	-	-	-	-	-	-	-	-
Calumet Charter Township, Precinct 5	-	-	-	-	-	-	-	-	-
Calumet Charter Township, Precinct 9	-	-	-	-	-	-	-	-	-
Chassell Township, Precinct 1	-	-	-	-	-	-	-	-	-
City of Hancock, Precinct 1	-	-	-	-	-	-	-	-	-
City of Hancock, Precinct 2	-	-	-	-	-	-	-	-	-
City of Hancock, Precinct 3	-	-	-	-	-	-	-	-	-
City of Houghton, Precinct 1	-	-	-	-	-	-	-	-	-
City of Houghton, Precinct 2	-	-	-	-	-	-	-	-	-
Duncan Township, Precinct 1	-	-	-	-	-	-	-	-	-
Duncan Township, Precinct 2	-	-	-	-	-	-	-	-	-
Elm River Township, Precinct 1	-	-	-	-	-	-	-	-	-
Franklin Township, Precinct 1	-	-	-	-	-	-	-	-	-
Franklin Township, Precinct 2	-	-	-	-	-	-	-	-	-
Hancock Township, Precinct 1	-	-	-	-	-	-	-	-	-
Laird Township, Precinct 1	-	-	-	-	-	-	-	-	-
Osceola Township, Precinct 1	-	-	-	-	-	-	-	-	-
Osceola Township, Precinct 2	-	-	-	-	-	-	-	-	-
Osceola Township, Precinct 4	-	-	-	-	-	-	-	-	-
Portage Charter Township, Precinct 1	-	-	-	-	-	-	-	-	-
Portage Charter Township, Precinct 2	-	-	-	-	-	-	-	-	-
Portage Charter Township, Precinct 4	-	-	-	-	-	-	-	-	-
Quincy Township, Precinct 1	225	1	225	12	12	-	-	-	-
Schoolcraft Township, Precinct 1	-	-	-	-	-	1468	10	1468	7
Stanton Township, Precinct 1	-	-	-	-	-	-	-	-	-
Stanton Township, Precinct 2	-	-	-	-	-	-	-	-	-
Torch Lake Township, Precinct 1	-	-	-	-	-	-	-	-	-
Torch Lake Township, Precinct 2	-	-	-	-	-	-	-	-	-
Total	225	1	225	12	12	1468	10	1468	7

Statement of Votes Cast
Houghton County, MI
2016 General Primary
SOVC For Jurisdiction Wide, All Counters, All Races
STATEMENT OF VOTES CAST

	DEM Schoolcraft Twp Treasurer			DEM Schoolcraft Twp Trustee				DEM Stanton Twp Supervisor		DEM Stanton Twp Clerk	
	Reg. Voters	Total Votes	Dennis Racine (DEM)	Reg. Voters	Total Votes	Kevin Codere (DEM)	Susan C. Marcotte (DEM)	Reg. Voters	Total Votes	Reg. Voters	Total Votes
Jurisdiction Wide											
Adams Township, Precinct 1	-	-	-	-	-	-	-	-	-	-	-
Calumet Charter Township, Precinct 1	-	-	-	-	-	-	-	-	-	-	-
Calumet Charter Township, Precinct 2	-	-	-	-	-	-	-	-	-	-	-
Calumet Charter Township, Precinct 5	-	-	-	-	-	-	-	-	-	-	-
Calumet Charter Township, Precinct 9	-	-	-	-	-	-	-	-	-	-	-
Chassell Township, Precinct 1	-	-	-	-	-	-	-	-	-	-	-
City of Hancock, Precinct 1	-	-	-	-	-	-	-	-	-	-	-
City of Hancock, Precinct 2	-	-	-	-	-	-	-	-	-	-	-
City of Hancock, Precinct 3	-	-	-	-	-	-	-	-	-	-	-
City of Houghton, Precinct 1	-	-	-	-	-	-	-	-	-	-	-
City of Houghton, Precinct 2	-	-	-	-	-	-	-	-	-	-	-
Duncan Township, Precinct 1	-	-	-	-	-	-	-	-	-	-	-
Duncan Township, Precinct 2	-	-	-	-	-	-	-	-	-	-	-
Elm River Township, Precinct 1	-	-	-	-	-	-	-	-	-	-	-
Franklin Township, Precinct 1	-	-	-	-	-	-	-	-	-	-	-
Franklin Township, Precinct 2	-	-	-	-	-	-	-	-	-	-	-
Hancock Township, Precinct 1	-	-	-	-	-	-	-	-	-	-	-
Laird Township, Precinct 1	-	-	-	-	-	-	-	-	-	-	-
Osceola Township, Precinct 1	-	-	-	-	-	-	-	-	-	-	-
Osceola Township, Precinct 2	-	-	-	-	-	-	-	-	-	-	-
Osceola Township, Precinct 4	-	-	-	-	-	-	-	-	-	-	-
Portage Charter Township, Precinct 1	-	-	-	-	-	-	-	-	-	-	-
Portage Charter Township, Precinct 2	-	-	-	-	-	-	-	-	-	-	-
Portage Charter Township, Precinct 4	-	-	-	-	-	-	-	-	-	-	-
Quincy Township, Precinct 1	-	-	-	-	-	-	-	-	-	-	-
Schoolcraft Township, Precinct 1	1468	123	123	1468	220	117	103	-	-	-	-
Stanton Township, Precinct 1	-	-	-	-	-	-	-	1037	4	1037	4
Stanton Township, Precinct 2	-	-	-	-	-	-	-	123	2	123	1
Torch Lake Township, Precinct 1	-	-	-	-	-	-	-	-	-	-	-
Torch Lake Township, Precinct 2	-	-	-	-	-	-	-	-	-	-	-
Total	1468	123	123	1468	220	117	103	1160	6	1160	5

Statement of Votes Cast
Houghton County, MI
2016 General Primary
SOVC For Jurisdiction Wide, All Counters, All Races
STATEMENT OF VOTES CAST

	DEM Stanton Twp Treasurer		DEM Stanton Twp Trustee		DEM Torch Lk Twp Supervisor			DEM Torch Lk Twp Clerk		
	Reg. Voters	Total Votes	Reg. Voters	Total Votes	Reg. Voters	Total Votes	Brian Cadwell (DEM)	Reg. Voters	Total Votes	Mary Isola (DEM)
Jurisdiction Wide										
Adams Township, Precinct 1	-	-	-	-	-	-	-	-	-	-
Calumet Charter Township, Precinct 1	-	-	-	-	-	-	-	-	-	-
Calumet Charter Township, Precinct 2	-	-	-	-	-	-	-	-	-	-
Calumet Charter Township, Precinct 5	-	-	-	-	-	-	-	-	-	-
Calumet Charter Township, Precinct 9	-	-	-	-	-	-	-	-	-	-
Chassell Township, Precinct 1	-	-	-	-	-	-	-	-	-	-
City of Hancock, Precinct 1	-	-	-	-	-	-	-	-	-	-
City of Hancock, Precinct 2	-	-	-	-	-	-	-	-	-	-
City of Hancock, Precinct 3	-	-	-	-	-	-	-	-	-	-
City of Houghton, Precinct 1	-	-	-	-	-	-	-	-	-	-
City of Houghton, Precinct 2	-	-	-	-	-	-	-	-	-	-
Duncan Township, Precinct 1	-	-	-	-	-	-	-	-	-	-
Duncan Township, Precinct 2	-	-	-	-	-	-	-	-	-	-
Elm River Township, Precinct 1	-	-	-	-	-	-	-	-	-	-
Franklin Township, Precinct 1	-	-	-	-	-	-	-	-	-	-
Franklin Township, Precinct 2	-	-	-	-	-	-	-	-	-	-
Hancock Township, Precinct 1	-	-	-	-	-	-	-	-	-	-
Laird Township, Precinct 1	-	-	-	-	-	-	-	-	-	-
Osceola Township, Precinct 1	-	-	-	-	-	-	-	-	-	-
Osceola Township, Precinct 2	-	-	-	-	-	-	-	-	-	-
Osceola Township, Precinct 4	-	-	-	-	-	-	-	-	-	-
Portage Charter Township, Precinct 1	-	-	-	-	-	-	-	-	-	-
Portage Charter Township, Precinct 2	-	-	-	-	-	-	-	-	-	-
Portage Charter Township, Precinct 4	-	-	-	-	-	-	-	-	-	-
Quincy Township, Precinct 1	-	-	-	-	-	-	-	-	-	-
Schoolcraft Township, Precinct 1	-	-	-	-	-	-	-	-	-	-
Stanton Township, Precinct 1	1037	4	1037	4	-	-	-	-	-	-
Stanton Township, Precinct 2	123	1	123	1	-	-	-	-	-	-
Torch Lake Township, Precinct 1	-	-	-	-	903	87	87	903	86	86
Torch Lake Township, Precinct 2	-	-	-	-	665	73	72	665	74	72
Total	1160	5	1160	5	1568	160	159	1568	160	158

Statement of Votes Cast
Houghton County, MI
2016 General Primary
SOVC For Jurisdiction Wide, All Counters, All Races
STATEMENT OF VOTES CAST

	DEM Torch Lk Twp Treasurer		DEM Torch Lk Twp Trustee			DEM C Hancock 1 Delegate			
	Reg. Voters	Total Votes	Reg. Voters	Total Votes	Scott M. Sapino (DEM)	Reg. Voters	Total Votes	Susanna Peters (DEM)	Ruth E. Wisti (DEM)
Jurisdiction Wide									
Adams Township, Precinct 1	-	-	-	-	-	-	-	-	-
Calumet Charter Township, Precinct 1	-	-	-	-	-	-	-	-	-
Calumet Charter Township, Precinct 2	-	-	-	-	-	-	-	-	-
Calumet Charter Township, Precinct 5	-	-	-	-	-	-	-	-	-
Calumet Charter Township, Precinct 9	-	-	-	-	-	-	-	-	-
Chassell Township, Precinct 1	-	-	-	-	-	-	-	-	-
City of Hancock, Precinct 1	-	-	-	-	-	913	130	64	66
City of Hancock, Precinct 2	-	-	-	-	-	-	-	-	-
City of Hancock, Precinct 3	-	-	-	-	-	-	-	-	-
City of Houghton, Precinct 1	-	-	-	-	-	-	-	-	-
City of Houghton, Precinct 2	-	-	-	-	-	-	-	-	-
Duncan Township, Precinct 1	-	-	-	-	-	-	-	-	-
Duncan Township, Precinct 2	-	-	-	-	-	-	-	-	-
Elm River Township, Precinct 1	-	-	-	-	-	-	-	-	-
Franklin Township, Precinct 1	-	-	-	-	-	-	-	-	-
Franklin Township, Precinct 2	-	-	-	-	-	-	-	-	-
Hancock Township, Precinct 1	-	-	-	-	-	-	-	-	-
Laird Township, Precinct 1	-	-	-	-	-	-	-	-	-
Osceola Township, Precinct 1	-	-	-	-	-	-	-	-	-
Osceola Township, Precinct 2	-	-	-	-	-	-	-	-	-
Osceola Township, Precinct 4	-	-	-	-	-	-	-	-	-
Portage Charter Township, Precinct 1	-	-	-	-	-	-	-	-	-
Portage Charter Township, Precinct 2	-	-	-	-	-	-	-	-	-
Portage Charter Township, Precinct 4	-	-	-	-	-	-	-	-	-
Quincy Township, Precinct 1	-	-	-	-	-	-	-	-	-
Schoolcraft Township, Precinct 1	-	-	-	-	-	-	-	-	-
Stanton Township, Precinct 1	-	-	-	-	-	-	-	-	-
Stanton Township, Precinct 2	-	-	-	-	-	-	-	-	-
Torch Lake Township, Precinct 1	903	5	903	83	82	-	-	-	-
Torch Lake Township, Precinct 2	665	4	665	66	65	-	-	-	-
Total	1568	9	1568	149	147	913	130	64	66

Statement of Votes Cast
Houghton County, MI
2016 General Primary
SOVC For Jurisdiction Wide, All Counters, All Races
STATEMENT OF VOTES CAST

	DEM C Hancock 2 Delegate				DEM C Hancock 3 Delegate			
	Reg. Voters	Total Votes	Miriam D Pickens (DEM)	Barbara J. Manninen (DEM)	Reg. Voters	Total Votes	Ann E. Pace (DEM)	John Slivon (DEM)
Jurisdiction Wide								
Adams Township, Precinct 1	-	-	-	-	-	-	-	-
Calumet Charter Township, Precinct 1	-	-	-	-	-	-	-	-
Calumet Charter Township, Precinct 2	-	-	-	-	-	-	-	-
Calumet Charter Township, Precinct 5	-	-	-	-	-	-	-	-
Calumet Charter Township, Precinct 9	-	-	-	-	-	-	-	-
Chassell Township, Precinct 1	-	-	-	-	-	-	-	-
City of Hancock, Precinct 1	-	-	-	-	-	-	-	-
City of Hancock, Precinct 2	1140	149	66	81	-	-	-	-
City of Hancock, Precinct 3	-	-	-	-	1021	111	58	49
City of Houghton, Precinct 1	-	-	-	-	-	-	-	-
City of Houghton, Precinct 2	-	-	-	-	-	-	-	-
Duncan Township, Precinct 1	-	-	-	-	-	-	-	-
Duncan Township, Precinct 2	-	-	-	-	-	-	-	-
Elm River Township, Precinct 1	-	-	-	-	-	-	-	-
Franklin Township, Precinct 1	-	-	-	-	-	-	-	-
Franklin Township, Precinct 2	-	-	-	-	-	-	-	-
Hancock Township, Precinct 1	-	-	-	-	-	-	-	-
Laird Township, Precinct 1	-	-	-	-	-	-	-	-
Osceola Township, Precinct 1	-	-	-	-	-	-	-	-
Osceola Township, Precinct 2	-	-	-	-	-	-	-	-
Osceola Township, Precinct 4	-	-	-	-	-	-	-	-
Portage Charter Township, Precinct 1	-	-	-	-	-	-	-	-
Portage Charter Township, Precinct 2	-	-	-	-	-	-	-	-
Portage Charter Township, Precinct 4	-	-	-	-	-	-	-	-
Quincy Township, Precinct 1	-	-	-	-	-	-	-	-
Schoolcraft Township, Precinct 1	-	-	-	-	-	-	-	-
Stanton Township, Precinct 1	-	-	-	-	-	-	-	-
Stanton Township, Precinct 2	-	-	-	-	-	-	-	-
Torch Lake Township, Precinct 1	-	-	-	-	-	-	-	-
Torch Lake Township, Precinct 2	-	-	-	-	-	-	-	-
Total	1140	149	66	81	1021	111	58	49

Statement of Votes Cast
Houghton County, MI
2016 General Primary
SOVC For Jurisdiction Wide, All Counters, All Races
STATEMENT OF VOTES CAST

	DEM C Houghton 1 Delegate					DEM C Houghton 2 Delegate			DEM Adams 1 Delegate		
	Reg. Voters	Total Votes	Joan V. Antila (DEM)	William J. Keith (DEM)	Carolyn Peterson (DEM)	Reg. Voters	Total Votes	Allan Baker (DEM)	Reg. Voters	Total Votes	Janet K. Gregorich (DEM)
Jurisdiction Wide											
Adams Township, Precinct 1	-	-	-	-	-	-	-	-	1812	150	149
Calumet Charter Township, Precinct 1	-	-	-	-	-	-	-	-	-	-	-
Calumet Charter Township, Precinct 2	-	-	-	-	-	-	-	-	-	-	-
Calumet Charter Township, Precinct 5	-	-	-	-	-	-	-	-	-	-	-
Calumet Charter Township, Precinct 9	-	-	-	-	-	-	-	-	-	-	-
Chassell Township, Precinct 1	-	-	-	-	-	-	-	-	-	-	-
City of Hancock, Precinct 1	-	-	-	-	-	-	-	-	-	-	-
City of Hancock, Precinct 2	-	-	-	-	-	-	-	-	-	-	-
City of Hancock, Precinct 3	-	-	-	-	-	-	-	-	-	-	-
City of Houghton, Precinct 1	1150	309	105	86	116	-	-	-	-	-	-
City of Houghton, Precinct 2	-	-	-	-	-	1639	167	162	-	-	-
Duncan Township, Precinct 1	-	-	-	-	-	-	-	-	-	-	-
Duncan Township, Precinct 2	-	-	-	-	-	-	-	-	-	-	-
Elm River Township, Precinct 1	-	-	-	-	-	-	-	-	-	-	-
Franklin Township, Precinct 1	-	-	-	-	-	-	-	-	-	-	-
Franklin Township, Precinct 2	-	-	-	-	-	-	-	-	-	-	-
Hancock Township, Precinct 1	-	-	-	-	-	-	-	-	-	-	-
Laird Township, Precinct 1	-	-	-	-	-	-	-	-	-	-	-
Osceola Township, Precinct 1	-	-	-	-	-	-	-	-	-	-	-
Osceola Township, Precinct 2	-	-	-	-	-	-	-	-	-	-	-
Osceola Township, Precinct 4	-	-	-	-	-	-	-	-	-	-	-
Portage Charter Township, Precinct 1	-	-	-	-	-	-	-	-	-	-	-
Portage Charter Township, Precinct 2	-	-	-	-	-	-	-	-	-	-	-
Portage Charter Township, Precinct 4	-	-	-	-	-	-	-	-	-	-	-
Quincy Township, Precinct 1	-	-	-	-	-	-	-	-	-	-	-
Schoolcraft Township, Precinct 1	-	-	-	-	-	-	-	-	-	-	-
Stanton Township, Precinct 1	-	-	-	-	-	-	-	-	-	-	-
Stanton Township, Precinct 2	-	-	-	-	-	-	-	-	-	-	-
Torch Lake Township, Precinct 1	-	-	-	-	-	-	-	-	-	-	-
Torch Lake Township, Precinct 2	-	-	-	-	-	-	-	-	-	-	-
Total	1150	309	105	86	116	1639	167	162	1812	150	149

Statement of Votes Cast
Houghton County, MI
2016 General Primary
SOVC For Jurisdiction Wide, All Counters, All Races
STATEMENT OF VOTES CAST

	DEM Calumet 1 Delegate				DEM Calumet 2 Delegate		DEM Calumet 5 Delegate		DEM Calumet 9 Delegate	
	Reg. Voters	Total Votes	Michael Sean Clancey (DEM)	Rick Kasprzak (DEM)	Reg. Voters	Total Votes	Reg. Voters	Total Votes	Reg. Voters	Total Votes
Jurisdiction Wide										
Adams Township, Precinct 1	-	-	-	-	-	-	-	-	-	-
Calumet Charter Township, Precinct 1	1559	161	71	88	-	-	-	-	-	-
Calumet Charter Township, Precinct 2	-	-	-	-	1178	5	-	-	-	-
Calumet Charter Township, Precinct 5	-	-	-	-	-	-	546	1	-	-
Calumet Charter Township, Precinct 9	-	-	-	-	-	-	-	-	1454	9
Chassell Township, Precinct 1	-	-	-	-	-	-	-	-	-	-
City of Hancock, Precinct 1	-	-	-	-	-	-	-	-	-	-
City of Hancock, Precinct 2	-	-	-	-	-	-	-	-	-	-
City of Hancock, Precinct 3	-	-	-	-	-	-	-	-	-	-
City of Houghton, Precinct 1	-	-	-	-	-	-	-	-	-	-
City of Houghton, Precinct 2	-	-	-	-	-	-	-	-	-	-
Duncan Township, Precinct 1	-	-	-	-	-	-	-	-	-	-
Duncan Township, Precinct 2	-	-	-	-	-	-	-	-	-	-
Elm River Township, Precinct 1	-	-	-	-	-	-	-	-	-	-
Franklin Township, Precinct 1	-	-	-	-	-	-	-	-	-	-
Franklin Township, Precinct 2	-	-	-	-	-	-	-	-	-	-
Hancock Township, Precinct 1	-	-	-	-	-	-	-	-	-	-
Laird Township, Precinct 1	-	-	-	-	-	-	-	-	-	-
Osceola Township, Precinct 1	-	-	-	-	-	-	-	-	-	-
Osceola Township, Precinct 2	-	-	-	-	-	-	-	-	-	-
Osceola Township, Precinct 4	-	-	-	-	-	-	-	-	-	-
Portage Charter Township, Precinct 1	-	-	-	-	-	-	-	-	-	-
Portage Charter Township, Precinct 2	-	-	-	-	-	-	-	-	-	-
Portage Charter Township, Precinct 4	-	-	-	-	-	-	-	-	-	-
Quincy Township, Precinct 1	-	-	-	-	-	-	-	-	-	-
Schoolcraft Township, Precinct 1	-	-	-	-	-	-	-	-	-	-
Stanton Township, Precinct 1	-	-	-	-	-	-	-	-	-	-
Stanton Township, Precinct 2	-	-	-	-	-	-	-	-	-	-
Torch Lake Township, Precinct 1	-	-	-	-	-	-	-	-	-	-
Torch Lake Township, Precinct 2	-	-	-	-	-	-	-	-	-	-
Total	1559	161	71	88	1178	5	546	1	1454	9

Statement of Votes Cast
Houghton County, MI
2016 General Primary
SOVC For Jurisdiction Wide, All Counters, All Races
STATEMENT OF VOTES CAST

	DEM Chassell 1 Delegate				DEM Duncan 1 Delegate		DEM Duncan 2 Delegate		DEM Elm River 1 Delegate	
	Reg. Voters	Total Votes	Bill Binroth (DEM)	June M Haataja (DEM)	Reg. Voters	Total Votes	Reg. Voters	Total Votes	Reg. Voters	Total Votes
Jurisdiction Wide										
Adams Township, Precinct 1	-	-	-	-	-	-	-	-	-	-
Calumet Charter Township, Precinct 1	-	-	-	-	-	-	-	-	-	-
Calumet Charter Township, Precinct 2	-	-	-	-	-	-	-	-	-	-
Calumet Charter Township, Precinct 5	-	-	-	-	-	-	-	-	-	-
Calumet Charter Township, Precinct 9	-	-	-	-	-	-	-	-	-	-
Chassell Township, Precinct 1	1487	256	98	155	-	-	-	-	-	-
City of Hancock, Precinct 1	-	-	-	-	-	-	-	-	-	-
City of Hancock, Precinct 2	-	-	-	-	-	-	-	-	-	-
City of Hancock, Precinct 3	-	-	-	-	-	-	-	-	-	-
City of Houghton, Precinct 1	-	-	-	-	-	-	-	-	-	-
City of Houghton, Precinct 2	-	-	-	-	-	-	-	-	-	-
Duncan Township, Precinct 1	-	-	-	-	116	0	-	-	-	-
Duncan Township, Precinct 2	-	-	-	-	-	-	223	2	-	-
Elm River Township, Precinct 1	-	-	-	-	-	-	-	-	177	0
Franklin Township, Precinct 1	-	-	-	-	-	-	-	-	-	-
Franklin Township, Precinct 2	-	-	-	-	-	-	-	-	-	-
Hancock Township, Precinct 1	-	-	-	-	-	-	-	-	-	-
Laird Township, Precinct 1	-	-	-	-	-	-	-	-	-	-
Osceola Township, Precinct 1	-	-	-	-	-	-	-	-	-	-
Osceola Township, Precinct 2	-	-	-	-	-	-	-	-	-	-
Osceola Township, Precinct 4	-	-	-	-	-	-	-	-	-	-
Portage Charter Township, Precinct 1	-	-	-	-	-	-	-	-	-	-
Portage Charter Township, Precinct 2	-	-	-	-	-	-	-	-	-	-
Portage Charter Township, Precinct 4	-	-	-	-	-	-	-	-	-	-
Quincy Township, Precinct 1	-	-	-	-	-	-	-	-	-	-
Schoolcraft Township, Precinct 1	-	-	-	-	-	-	-	-	-	-
Stanton Township, Precinct 1	-	-	-	-	-	-	-	-	-	-
Stanton Township, Precinct 2	-	-	-	-	-	-	-	-	-	-
Torch Lake Township, Precinct 1	-	-	-	-	-	-	-	-	-	-
Torch Lake Township, Precinct 2	-	-	-	-	-	-	-	-	-	-
Total	1487	256	98	155	116	0	223	2	177	0

Statement of Votes Cast
Houghton County, MI
2016 General Primary
SOVC For Jurisdiction Wide, All Counters, All Races
STATEMENT OF VOTES CAST

	DEM Franklin 1 Delegate		DEM Franklin 2 Delegate				DEM Hancock 1 Delegate		DEM Laird 1 Delegate	
	Reg. Voters	Total Votes	Reg. Voters	Total Votes	John Laitinen (DEM)	Hilary Virtanen (DEM)	Reg. Voters	Total Votes	Reg. Voters	Total Votes
Jurisdiction Wide										
Adams Township, Precinct 1	-	-	-	-	-	-	-	-	-	-
Calumet Charter Township, Precinct 1	-	-	-	-	-	-	-	-	-	-
Calumet Charter Township, Precinct 2	-	-	-	-	-	-	-	-	-	-
Calumet Charter Township, Precinct 5	-	-	-	-	-	-	-	-	-	-
Calumet Charter Township, Precinct 9	-	-	-	-	-	-	-	-	-	-
Chassell Township, Precinct 1	-	-	-	-	-	-	-	-	-	-
City of Hancock, Precinct 1	-	-	-	-	-	-	-	-	-	-
City of Hancock, Precinct 2	-	-	-	-	-	-	-	-	-	-
City of Hancock, Precinct 3	-	-	-	-	-	-	-	-	-	-
City of Houghton, Precinct 1	-	-	-	-	-	-	-	-	-	-
City of Houghton, Precinct 2	-	-	-	-	-	-	-	-	-	-
Duncan Township, Precinct 1	-	-	-	-	-	-	-	-	-	-
Duncan Township, Precinct 2	-	-	-	-	-	-	-	-	-	-
Elm River Township, Precinct 1	-	-	-	-	-	-	-	-	-	-
Franklin Township, Precinct 1	645	3	-	-	-	-	-	-	-	-
Franklin Township, Precinct 2	-	-	322	55	29	26	-	-	-	-
Hancock Township, Precinct 1	-	-	-	-	-	-	353	2	-	-
Laird Township, Precinct 1	-	-	-	-	-	-	-	-	414	2
Osceola Township, Precinct 1	-	-	-	-	-	-	-	-	-	-
Osceola Township, Precinct 2	-	-	-	-	-	-	-	-	-	-
Osceola Township, Precinct 4	-	-	-	-	-	-	-	-	-	-
Portage Charter Township, Precinct 1	-	-	-	-	-	-	-	-	-	-
Portage Charter Township, Precinct 2	-	-	-	-	-	-	-	-	-	-
Portage Charter Township, Precinct 4	-	-	-	-	-	-	-	-	-	-
Quincy Township, Precinct 1	-	-	-	-	-	-	-	-	-	-
Schoolcraft Township, Precinct 1	-	-	-	-	-	-	-	-	-	-
Stanton Township, Precinct 1	-	-	-	-	-	-	-	-	-	-
Stanton Township, Precinct 2	-	-	-	-	-	-	-	-	-	-
Torch Lake Township, Precinct 1	-	-	-	-	-	-	-	-	-	-
Torch Lake Township, Precinct 2	-	-	-	-	-	-	-	-	-	-
Total	645	3	322	55	29	26	353	2	414	2

Statement of Votes Cast
Houghton County, MI
2016 General Primary
SOVC For Jurisdiction Wide, All Counters, All Races
STATEMENT OF VOTES CAST

	DEM Osceola 1 Delegate		DEM Osceola 2 Delegate		DEM Osceola 4 Delegate		DEM Portage 1 Delegate		
	Reg. Voters	Total Votes	Reg. Voters	Total Votes	Reg. Voters	Total Votes	Reg. Voters	Total Votes	Sherri Lewis (DEM)
Jurisdiction Wide									
Adams Township, Precinct 1	-	-	-	-	-	-	-	-	-
Calumet Charter Township, Precinct 1	-	-	-	-	-	-	-	-	-
Calumet Charter Township, Precinct 2	-	-	-	-	-	-	-	-	-
Calumet Charter Township, Precinct 5	-	-	-	-	-	-	-	-	-
Calumet Charter Township, Precinct 9	-	-	-	-	-	-	-	-	-
Chassell Township, Precinct 1	-	-	-	-	-	-	-	-	-
City of Hancock, Precinct 1	-	-	-	-	-	-	-	-	-
City of Hancock, Precinct 2	-	-	-	-	-	-	-	-	-
City of Hancock, Precinct 3	-	-	-	-	-	-	-	-	-
City of Houghton, Precinct 1	-	-	-	-	-	-	-	-	-
City of Houghton, Precinct 2	-	-	-	-	-	-	-	-	-
Duncan Township, Precinct 1	-	-	-	-	-	-	-	-	-
Duncan Township, Precinct 2	-	-	-	-	-	-	-	-	-
Elm River Township, Precinct 1	-	-	-	-	-	-	-	-	-
Franklin Township, Precinct 1	-	-	-	-	-	-	-	-	-
Franklin Township, Precinct 2	-	-	-	-	-	-	-	-	-
Hancock Township, Precinct 1	-	-	-	-	-	-	-	-	-
Laird Township, Precinct 1	-	-	-	-	-	-	-	-	-
Osceola Township, Precinct 1	374	2	-	-	-	-	-	-	-
Osceola Township, Precinct 2	-	-	661	5	-	-	-	-	-
Osceola Township, Precinct 4	-	-	-	-	313	2	-	-	-
Portage Charter Township, Precinct 1	-	-	-	-	-	-	816	47	47
Portage Charter Township, Precinct 2	-	-	-	-	-	-	-	-	-
Portage Charter Township, Precinct 4	-	-	-	-	-	-	-	-	-
Quincy Township, Precinct 1	-	-	-	-	-	-	-	-	-
Schoolcraft Township, Precinct 1	-	-	-	-	-	-	-	-	-
Stanton Township, Precinct 1	-	-	-	-	-	-	-	-	-
Stanton Township, Precinct 2	-	-	-	-	-	-	-	-	-
Torch Lake Township, Precinct 1	-	-	-	-	-	-	-	-	-
Torch Lake Township, Precinct 2	-	-	-	-	-	-	-	-	-
Total	374	2	661	5	313	2	816	47	47

Statement of Votes Cast
Houghton County, MI
2016 General Primary
SOVC For Jurisdiction Wide, All Counters, All Races
STATEMENT OF VOTES CAST

	DEM Portage 2 Delegate				DEM Portage 4 Delegate			DEM Quincy 1 Delegate			
	Reg. Voters	Total Votes	Clarence E. McDonald (DEM)	Anne Newcombe (DEM)	Reg. Voters	Total Votes	Linda Rulison (DEM)	Reg. Voters	Total Votes	Joseph D. Freed (DEM)	Brian D. Rendel (DEM)
Jurisdiction Wide											
Adams Township, Precinct 1	-	-	-	-	-	-	-	-	-	-	-
Calumet Charter Township, Precinct 1	-	-	-	-	-	-	-	-	-	-	-
Calumet Charter Township, Precinct 2	-	-	-	-	-	-	-	-	-	-	-
Calumet Charter Township, Precinct 5	-	-	-	-	-	-	-	-	-	-	-
Calumet Charter Township, Precinct 9	-	-	-	-	-	-	-	-	-	-	-
Chassell Township, Precinct 1	-	-	-	-	-	-	-	-	-	-	-
City of Hancock, Precinct 1	-	-	-	-	-	-	-	-	-	-	-
City of Hancock, Precinct 2	-	-	-	-	-	-	-	-	-	-	-
City of Hancock, Precinct 3	-	-	-	-	-	-	-	-	-	-	-
City of Houghton, Precinct 1	-	-	-	-	-	-	-	-	-	-	-
City of Houghton, Precinct 2	-	-	-	-	-	-	-	-	-	-	-
Duncan Township, Precinct 1	-	-	-	-	-	-	-	-	-	-	-
Duncan Township, Precinct 2	-	-	-	-	-	-	-	-	-	-	-
Elm River Township, Precinct 1	-	-	-	-	-	-	-	-	-	-	-
Franklin Township, Precinct 1	-	-	-	-	-	-	-	-	-	-	-
Franklin Township, Precinct 2	-	-	-	-	-	-	-	-	-	-	-
Hancock Township, Precinct 1	-	-	-	-	-	-	-	-	-	-	-
Laird Township, Precinct 1	-	-	-	-	-	-	-	-	-	-	-
Osceola Township, Precinct 1	-	-	-	-	-	-	-	-	-	-	-
Osceola Township, Precinct 2	-	-	-	-	-	-	-	-	-	-	-
Osceola Township, Precinct 4	-	-	-	-	-	-	-	-	-	-	-
Portage Charter Township, Precinct 1	-	-	-	-	-	-	-	-	-	-	-
Portage Charter Township, Precinct 2	1021	176	82	91	-	-	-	-	-	-	-
Portage Charter Township, Precinct 4	-	-	-	-	572	57	57	-	-	-	-
Quincy Township, Precinct 1	-	-	-	-	-	-	-	225	17	9	8
Schoolcraft Township, Precinct 1	-	-	-	-	-	-	-	-	-	-	-
Stanton Township, Precinct 1	-	-	-	-	-	-	-	-	-	-	-
Stanton Township, Precinct 2	-	-	-	-	-	-	-	-	-	-	-
Torch Lake Township, Precinct 1	-	-	-	-	-	-	-	-	-	-	-
Torch Lake Township, Precinct 2	-	-	-	-	-	-	-	-	-	-	-
Total	1021	176	82	91	572	57	57	225	17	9	8

Statement of Votes Cast
Houghton County, MI
2016 General Primary
SOVC For Jurisdiction Wide, All Counters, All Races
STATEMENT OF VOTES CAST

	DEM Schoolcraft 1 Delegate		DEM Stanton 1 Delegate		DEM Stanton 2 Delegate		
	Reg. Voters	Total Votes	Reg. Voters	Total Votes	Reg. Voters	Total Votes	Linda J. Neumann (DEM)
Jurisdiction Wide							
Adams Township, Precinct 1	-	-	-	-	-	-	-
Calumet Charter Township, Precinct 1	-	-	-	-	-	-	-
Calumet Charter Township, Precinct 2	-	-	-	-	-	-	-
Calumet Charter Township, Precinct 5	-	-	-	-	-	-	-
Calumet Charter Township, Precinct 9	-	-	-	-	-	-	-
Chassell Township, Precinct 1	-	-	-	-	-	-	-
City of Hancock, Precinct 1	-	-	-	-	-	-	-
City of Hancock, Precinct 2	-	-	-	-	-	-	-
City of Hancock, Precinct 3	-	-	-	-	-	-	-
City of Houghton, Precinct 1	-	-	-	-	-	-	-
City of Houghton, Precinct 2	-	-	-	-	-	-	-
Duncan Township, Precinct 1	-	-	-	-	-	-	-
Duncan Township, Precinct 2	-	-	-	-	-	-	-
Elm River Township, Precinct 1	-	-	-	-	-	-	-
Franklin Township, Precinct 1	-	-	-	-	-	-	-
Franklin Township, Precinct 2	-	-	-	-	-	-	-
Hancock Township, Precinct 1	-	-	-	-	-	-	-
Laird Township, Precinct 1	-	-	-	-	-	-	-
Osceola Township, Precinct 1	-	-	-	-	-	-	-
Osceola Township, Precinct 2	-	-	-	-	-	-	-
Osceola Township, Precinct 4	-	-	-	-	-	-	-
Portage Charter Township, Precinct 1	-	-	-	-	-	-	-
Portage Charter Township, Precinct 2	-	-	-	-	-	-	-
Portage Charter Township, Precinct 4	-	-	-	-	-	-	-
Quincy Township, Precinct 1	-	-	-	-	-	-	-
Schoolcraft Township, Precinct 1	1468	12	-	-	-	-	-
Stanton Township, Precinct 1	-	-	1037	2	-	-	-
Stanton Township, Precinct 2	-	-	-	-	123	27	27
Torch Lake Township, Precinct 1	-	-	-	-	-	-	-
Torch Lake Township, Precinct 2	-	-	-	-	-	-	-
Total	1468	12	1037	2	123	27	27

Statement of Votes Cast
Houghton County, MI
2016 General Primary
SOVC For Jurisdiction Wide, All Counters, All Races
STATEMENT OF VOTES CAST

	DEM Torch Lk 1 Delegate						DEM Torch Lk 2 Delegate		
	Reg. Voters	Total Votes	Judy Crotty (DEM)	Richard Leivdal (DEM)	Keith L. Troesch (DEM)	Valorie E. Troesch (DEM)	Reg. Voters	Total Votes	Janet C. Burkholder (DEM)
Jurisdiction Wide									
Adams Township, Precinct 1	-	-	-	-	-	-	-	-	-
Calumet Charter Township, Precinct 1	-	-	-	-	-	-	-	-	-
Calumet Charter Township, Precinct 2	-	-	-	-	-	-	-	-	-
Calumet Charter Township, Precinct 5	-	-	-	-	-	-	-	-	-
Calumet Charter Township, Precinct 9	-	-	-	-	-	-	-	-	-
Chassell Township, Precinct 1	-	-	-	-	-	-	-	-	-
City of Hancock, Precinct 1	-	-	-	-	-	-	-	-	-
City of Hancock, Precinct 2	-	-	-	-	-	-	-	-	-
City of Hancock, Precinct 3	-	-	-	-	-	-	-	-	-
City of Houghton, Precinct 1	-	-	-	-	-	-	-	-	-
City of Houghton, Precinct 2	-	-	-	-	-	-	-	-	-
Duncan Township, Precinct 1	-	-	-	-	-	-	-	-	-
Duncan Township, Precinct 2	-	-	-	-	-	-	-	-	-
Elm River Township, Precinct 1	-	-	-	-	-	-	-	-	-
Franklin Township, Precinct 1	-	-	-	-	-	-	-	-	-
Franklin Township, Precinct 2	-	-	-	-	-	-	-	-	-
Hancock Township, Precinct 1	-	-	-	-	-	-	-	-	-
Laird Township, Precinct 1	-	-	-	-	-	-	-	-	-
Osceola Township, Precinct 1	-	-	-	-	-	-	-	-	-
Osceola Township, Precinct 2	-	-	-	-	-	-	-	-	-
Osceola Township, Precinct 4	-	-	-	-	-	-	-	-	-
Portage Charter Township, Precinct 1	-	-	-	-	-	-	-	-	-
Portage Charter Township, Precinct 2	-	-	-	-	-	-	-	-	-
Portage Charter Township, Precinct 4	-	-	-	-	-	-	-	-	-
Quincy Township, Precinct 1	-	-	-	-	-	-	-	-	-
Schoolcraft Township, Precinct 1	-	-	-	-	-	-	-	-	-
Stanton Township, Precinct 1	-	-	-	-	-	-	-	-	-
Stanton Township, Precinct 2	-	-	-	-	-	-	-	-	-
Torch Lake Township, Precinct 1	903	189	60	49	37	43	-	-	-
Torch Lake Township, Precinct 2	-	-	-	-	-	-	665	59	57
Total	903	189	60	49	37	43	665	59	57

Statement of Votes Cast
Houghton County, MI
2016 General Primary
SOVC For Jurisdiction Wide, All Counters, All Races
STATEMENT OF VOTES CAST

	Co Medical Carc Fac				Co Operating Millage			
	Reg. Voters	Total Votes	YES	NO	Reg. Voters	Total Votes	YES	NO
Jurisdiction Wide								
Adams Township, Precinct 1	1812	274	228	46	1812	262	186	76
Calumet Charter Township, Precinct 1	1559	320	269	51	1559	311	235	76
Calumet Charter Township, Precinct 2	1178	213	168	45	1178	206	152	54
Calumet Charter Township, Precinct 5	546	91	72	19	546	89	65	24
Calumet Charter Township, Precinct 9	1454	292	239	53	1454	291	220	71
Chassell Township, Precinct 1	1487	589	437	152	1487	559	399	160
City of Hancock, Precinct 1	913	167	143	24	913	161	136	25
City of Hancock, Precinct 2	1140	214	178	36	1140	207	160	47
City of Hancock, Precinct 3	1021	192	161	31	1021	184	153	31
City of Houghton, Precinct 1	1150	306	246	60	1150	293	221	72
City of Houghton, Precinct 2	1639	313	267	46	1639	309	252	57
Duncan Township, Precinct 1	116	31	10	21	116	30	8	22
Duncan Township, Precinct 2	223	29	12	17	223	29	18	11
Elm River Township, Precinct 1	177	75	64	11	177	72	56	16
Franklin Township, Precinct 1	645	155	119	36	645	150	99	51
Franklin Township, Precinct 2	322	77	59	18	322	75	52	23
Hancock Township, Precinct 1	353	96	69	27	353	93	66	27
Laird Township, Precinct 1	414	94	59	35	414	94	72	22
Osceola Township, Precinct 1	374	108	91	17	374	104	74	30
Osceola Township, Precinct 2	661	141	111	30	661	137	95	42
Osceola Township, Precinct 4	313	65	54	11	313	63	45	18
Portage Charter Township, Precinct 1	816	136	119	17	816	132	95	37
Portage Charter Township, Precinct 2	1021	254	209	45	1021	249	190	59
Portage Charter Township, Precinct 4	572	113	94	19	572	111	85	26
Quincy Township, Precinct 1	225	37	30	7	225	35	24	11
Schoolcraft Township, Precinct 1	1468	319	256	63	1468	313	219	94
Stanton Township, Precinct 1	1037	215	167	48	1037	209	145	64
Stanton Township, Precinct 2	123	47	38	9	123	47	29	18
Torch Lake Township, Precinct 1	903	197	156	41	903	194	127	67
Torch Lake Township, Precinct 2	665	226	166	60	665	214	133	81
Total	24327	5386	4291	1095	24327	5223	3811	1412

Statement of Votes Cast
Houghton County, MI
2016 General Primary
SOVC For Jurisdiction Wide, All Counters, All Races
STATEMENT OF VOTES CAST

	Lake Linden-Hubbel Schl				Baraga Area School			
	Reg. Voters	Total Votes	YES	NO	Reg. Voters	Total Votes	YES	NO
Jurisdiction Wide								
Adams Township, Precinct 1	-	-	-	-	-	-	-	-
Calumet Charter Township, Precinct 1	-	-	-	-	-	-	-	-
Calumet Charter Township, Precinct 2	-	-	-	-	-	-	-	-
Calumet Charter Township, Precinct 5	-	-	-	-	-	-	-	-
Calumet Charter Township, Precinct 9	-	-	-	-	-	-	-	-
Chassell Township, Precinct 1	-	-	-	-	-	-	-	-
City of Hancock, Precinct 1	-	-	-	-	-	-	-	-
City of Hancock, Precinct 2	-	-	-	-	-	-	-	-
City of Hancock, Precinct 3	-	-	-	-	-	-	-	-
City of Houghton, Precinct 1	-	-	-	-	-	-	-	-
City of Houghton, Precinct 2	-	-	-	-	-	-	-	-
Duncan Township, Precinct 1	-	-	-	-	-	-	-	-
Duncan Township, Precinct 2	-	-	-	-	-	-	-	-
Elm River Township, Precinct 1	-	-	-	-	-	-	-	-
Franklin Township, Precinct 1	-	-	-	-	-	-	-	-
Franklin Township, Precinct 2	-	-	-	-	-	-	-	-
Hancock Township, Precinct 1	-	-	-	-	-	-	-	-
Laird Township, Precinct 1	-	-	-	-	-	-	-	-
Osceola Township, Precinct 1	-	-	-	-	-	-	-	-
Osceola Township, Precinct 2	-	-	-	-	-	-	-	-
Osceola Township, Precinct 4	-	-	-	-	-	-	-	-
Portage Charter Township, Precinct 1	-	-	-	-	-	-	-	-
Portage Charter Township, Precinct 2	-	-	-	-	-	-	-	-
Portage Charter Township, Precinct 4	-	-	-	-	0	44	31	13
Quincy Township, Precinct 1	-	-	-	-	-	-	-	-
Schoolcraft Township, Precinct 1	1468	328	219	109	-	-	-	-
Stanton Township, Precinct 1	-	-	-	-	-	-	-	-
Stanton Township, Precinct 2	-	-	-	-	-	-	-	-
Torch Lake Township, Precinct 1	903	128	72	56	-	-	-	-
Torch Lake Township, Precinct 2	665	225	132	93	-	-	-	-
Total	3036	681	423	258	0	44	31	13

Statement of Votes Cast
Houghton County, MI
2016 General Primary
SOVC For Jurisdiction Wide, All Counters, All Races
STATEMENT OF VOTES CAST

	Calumet Twp Bldg Maint				Chassell Twp Withdrawal			
	Reg. Voters	Total Votes	YES	NO	Reg. Voters	Total Votes	YES	NO
Jurisdiction Wide								
Adams Township, Precinct 1	-	-	-	-	-	-	-	-
Calumet Charter Township, Precinct 1	1559	321	187	134	-	-	-	-
Calumet Charter Township, Precinct 2	1178	200	131	69	-	-	-	-
Calumet Charter Township, Precinct 5	-	-	-	-	-	-	-	-
Calumet Charter Township, Precinct 9	-	-	-	-	-	-	-	-
Chassell Township, Precinct 1	-	-	-	-	1487	629	289	340
City of Hancock, Precinct 1	-	-	-	-	-	-	-	-
City of Hancock, Precinct 2	-	-	-	-	-	-	-	-
City of Hancock, Precinct 3	-	-	-	-	-	-	-	-
City of Houghton, Precinct 1	-	-	-	-	-	-	-	-
City of Houghton, Precinct 2	-	-	-	-	-	-	-	-
Duncan Township, Precinct 1	-	-	-	-	-	-	-	-
Duncan Township, Precinct 2	-	-	-	-	-	-	-	-
Elm River Township, Precinct 1	-	-	-	-	-	-	-	-
Franklin Township, Precinct 1	-	-	-	-	-	-	-	-
Franklin Township, Precinct 2	-	-	-	-	-	-	-	-
Hancock Township, Precinct 1	-	-	-	-	-	-	-	-
Laird Township, Precinct 1	-	-	-	-	-	-	-	-
Osceola Township, Precinct 1	-	-	-	-	-	-	-	-
Osceola Township, Precinct 2	-	-	-	-	-	-	-	-
Osceola Township, Precinct 4	-	-	-	-	-	-	-	-
Portage Charter Township, Precinct 1	-	-	-	-	-	-	-	-
Portage Charter Township, Precinct 2	-	-	-	-	-	-	-	-
Portage Charter Township, Precinct 4	-	-	-	-	-	-	-	-
Quincy Township, Precinct 1	-	-	-	-	-	-	-	-
Schoolcraft Township, Precinct 1	-	-	-	-	-	-	-	-
Stanton Township, Precinct 1	-	-	-	-	-	-	-	-
Stanton Township, Precinct 2	-	-	-	-	-	-	-	-
Torch Lake Township, Precinct 1	-	-	-	-	-	-	-	-
Torch Lake Township, Precinct 2	-	-	-	-	-	-	-	-
Total	2737	521	318	203	1487	629	289	340

Statement of Votes Cast
Houghton County, MI
2016 General Primary
SOVC For Jurisdiction Wide, All Counters, All Races
STATEMENT OF VOTES CAST

	Duncan Twp Operating				Duncan Twp Fire			
	Reg. Voters	Total Votes	YES	NO	Reg. Voters	Total Votes	YES	NO
Jurisdiction Wide								
Adams Township, Precinct 1	-	-	-	-	-	-	-	-
Calumet Charter Township, Precinct 1	-	-	-	-	-	-	-	-
Calumet Charter Township, Precinct 2	-	-	-	-	-	-	-	-
Calumet Charter Township, Precinct 5	-	-	-	-	-	-	-	-
Calumet Charter Township, Precinct 9	-	-	-	-	-	-	-	-
Chassell Township, Precinct 1	-	-	-	-	-	-	-	-
City of Hancock, Precinct 1	-	-	-	-	-	-	-	-
City of Hancock, Precinct 2	-	-	-	-	-	-	-	-
City of Hancock, Precinct 3	-	-	-	-	-	-	-	-
City of Houghton, Precinct 1	-	-	-	-	-	-	-	-
City of Houghton, Precinct 2	-	-	-	-	-	-	-	-
Duncan Township, Precinct 1	116	38	25	13	116	37	26	11
Duncan Township, Precinct 2	223	36	32	4	223	35	29	6
Elm River Township, Precinct 1	-	-	-	-	-	-	-	-
Franklin Township, Precinct 1	-	-	-	-	-	-	-	-
Franklin Township, Precinct 2	-	-	-	-	-	-	-	-
Hancock Township, Precinct 1	-	-	-	-	-	-	-	-
Laird Township, Precinct 1	-	-	-	-	-	-	-	-
Osceola Township, Precinct 1	-	-	-	-	-	-	-	-
Osceola Township, Precinct 2	-	-	-	-	-	-	-	-
Osceola Township, Precinct 4	-	-	-	-	-	-	-	-
Portage Charter Township, Precinct 1	-	-	-	-	-	-	-	-
Portage Charter Township, Precinct 2	-	-	-	-	-	-	-	-
Portage Charter Township, Precinct 4	-	-	-	-	-	-	-	-
Quincy Township, Precinct 1	-	-	-	-	-	-	-	-
Schoolcraft Township, Precinct 1	-	-	-	-	-	-	-	-
Stanton Township, Precinct 1	-	-	-	-	-	-	-	-
Stanton Township, Precinct 2	-	-	-	-	-	-	-	-
Torch Lake Township, Precinct 1	-	-	-	-	-	-	-	-
Torch Lake Township, Precinct 2	-	-	-	-	-	-	-	-
Total	339	74	57	17	339	72	55	17

Statement of Votes Cast
Houghton County, MI
2016 General Primary
SOVC For Jurisdiction Wide, All Counters, All Races
STATEMENT OF VOTES CAST

	Duncan Twp Ambulance				Duncan Twp Fire			
	Reg. Voters	Total Votes	YES	NO	Reg. Voters	Total Votes	YES	NO
Jurisdiction Wide								
Adams Township, Precinct 1	-	-	-	-	-	-	-	-
Calumet Charter Township, Precinct 1	-	-	-	-	-	-	-	-
Calumet Charter Township, Precinct 2	-	-	-	-	-	-	-	-
Calumet Charter Township, Precinct 5	-	-	-	-	-	-	-	-
Calumet Charter Township, Precinct 9	-	-	-	-	-	-	-	-
Chassell Township, Precinct 1	-	-	-	-	-	-	-	-
City of Hancock, Precinct 1	-	-	-	-	-	-	-	-
City of Hancock, Precinct 2	-	-	-	-	-	-	-	-
City of Hancock, Precinct 3	-	-	-	-	-	-	-	-
City of Houghton, Precinct 1	-	-	-	-	-	-	-	-
City of Houghton, Precinct 2	-	-	-	-	-	-	-	-
Duncan Township, Precinct 1	116	37	28	9	116	38	27	11
Duncan Township, Precinct 2	223	36	33	3	223	36	31	5
Elm River Township, Precinct 1	-	-	-	-	-	-	-	-
Franklin Township, Precinct 1	-	-	-	-	-	-	-	-
Franklin Township, Precinct 2	-	-	-	-	-	-	-	-
Hancock Township, Precinct 1	-	-	-	-	-	-	-	-
Laird Township, Precinct 1	-	-	-	-	-	-	-	-
Osceola Township, Precinct 1	-	-	-	-	-	-	-	-
Osceola Township, Precinct 2	-	-	-	-	-	-	-	-
Osceola Township, Precinct 4	-	-	-	-	-	-	-	-
Portage Charter Township, Precinct 1	-	-	-	-	-	-	-	-
Portage Charter Township, Precinct 2	-	-	-	-	-	-	-	-
Portage Charter Township, Precinct 4	-	-	-	-	-	-	-	-
Quincy Township, Precinct 1	-	-	-	-	-	-	-	-
Schoolcraft Township, Precinct 1	-	-	-	-	-	-	-	-
Stanton Township, Precinct 1	-	-	-	-	-	-	-	-
Stanton Township, Precinct 2	-	-	-	-	-	-	-	-
Torch Lake Township, Precinct 1	-	-	-	-	-	-	-	-
Torch Lake Township, Precinct 2	-	-	-	-	-	-	-	-
Total	339	73	61	12	339	74	58	16

Statement of Votes Cast
Houghton County, MI
2016 General Primary
SOVC For Jurisdiction Wide, All Counters, All Races
STATEMENT OF VOTES CAST

	Elm River Twp Millage				Elm River Twp Millage			
	Reg. Voters	Total Votes	YES	NO	Reg. Voters	Total Votes	YES	NO
Jurisdiction Wide								
Adams Township, Precinct 1	-	-	-	-	-	-	-	-
Calumet Charter Township, Precinct 1	-	-	-	-	-	-	-	-
Calumet Charter Township, Precinct 2	-	-	-	-	-	-	-	-
Calumet Charter Township, Precinct 5	-	-	-	-	-	-	-	-
Calumet Charter Township, Precinct 9	-	-	-	-	-	-	-	-
Chassell Township, Precinct 1	-	-	-	-	-	-	-	-
City of Hancock, Precinct 1	-	-	-	-	-	-	-	-
City of Hancock, Precinct 2	-	-	-	-	-	-	-	-
City of Hancock, Precinct 3	-	-	-	-	-	-	-	-
City of Houghton, Precinct 1	-	-	-	-	-	-	-	-
City of Houghton, Precinct 2	-	-	-	-	-	-	-	-
Duncan Township, Precinct 1	-	-	-	-	-	-	-	-
Duncan Township, Precinct 2	-	-	-	-	-	-	-	-
Elm River Township, Precinct 1	177	77	62	15	177	76	57	19
Franklin Township, Precinct 1	-	-	-	-	-	-	-	-
Franklin Township, Precinct 2	-	-	-	-	-	-	-	-
Hancock Township, Precinct 1	-	-	-	-	-	-	-	-
Laird Township, Precinct 1	-	-	-	-	-	-	-	-
Osceola Township, Precinct 1	-	-	-	-	-	-	-	-
Osceola Township, Precinct 2	-	-	-	-	-	-	-	-
Osceola Township, Precinct 4	-	-	-	-	-	-	-	-
Portage Charter Township, Precinct 1	-	-	-	-	-	-	-	-
Portage Charter Township, Precinct 2	-	-	-	-	-	-	-	-
Portage Charter Township, Precinct 4	-	-	-	-	-	-	-	-
Quincy Township, Precinct 1	-	-	-	-	-	-	-	-
Schoolcraft Township, Precinct 1	-	-	-	-	-	-	-	-
Stanton Township, Precinct 1	-	-	-	-	-	-	-	-
Stanton Township, Precinct 2	-	-	-	-	-	-	-	-
Torch Lake Township, Precinct 1	-	-	-	-	-	-	-	-
Torch Lake Township, Precinct 2	-	-	-	-	-	-	-	-
Total	177	77	62	15	177	76	57	19

Statement of Votes Cast
Houghton County, MI
2016 General Primary
SOVC For Jurisdiction Wide, All Counters, All Races
STATEMENT OF VOTES CAST

	Franklin Fire Pct 1				Franklin Fire Pct 2			
	Reg. Voters	Total Votes	YES	NO	Reg. Voters	Total Votes	YES	NO
Jurisdiction Wide								
Adams Township, Precinct 1	-	-	-	-	-	-	-	-
Calumet Charter Township, Precinct 1	-	-	-	-	-	-	-	-
Calumet Charter Township, Precinct 2	-	-	-	-	-	-	-	-
Calumet Charter Township, Precinct 5	-	-	-	-	-	-	-	-
Calumet Charter Township, Precinct 9	-	-	-	-	-	-	-	-
Chassell Township, Precinct 1	-	-	-	-	-	-	-	-
City of Hancock, Precinct 1	-	-	-	-	-	-	-	-
City of Hancock, Precinct 2	-	-	-	-	-	-	-	-
City of Hancock, Precinct 3	-	-	-	-	-	-	-	-
City of Houghton, Precinct 1	-	-	-	-	-	-	-	-
City of Houghton, Precinct 2	-	-	-	-	-	-	-	-
Duncan Township, Precinct 1	-	-	-	-	-	-	-	-
Duncan Township, Precinct 2	-	-	-	-	-	-	-	-
Elm River Township, Precinct 1	-	-	-	-	-	-	-	-
Franklin Township, Precinct 1	645	151	105	46	-	-	-	-
Franklin Township, Precinct 2	-	-	-	-	322	81	66	15
Hancock Township, Precinct 1	-	-	-	-	-	-	-	-
Laird Township, Precinct 1	-	-	-	-	-	-	-	-
Osceola Township, Precinct 1	-	-	-	-	-	-	-	-
Osceola Township, Precinct 2	-	-	-	-	-	-	-	-
Osceola Township, Precinct 4	-	-	-	-	-	-	-	-
Portage Charter Township, Precinct 1	-	-	-	-	-	-	-	-
Portage Charter Township, Precinct 2	-	-	-	-	-	-	-	-
Portage Charter Township, Precinct 4	-	-	-	-	-	-	-	-
Quincy Township, Precinct 1	-	-	-	-	-	-	-	-
Schoolcraft Township, Precinct 1	-	-	-	-	-	-	-	-
Stanton Township, Precinct 1	-	-	-	-	-	-	-	-
Stanton Township, Precinct 2	-	-	-	-	-	-	-	-
Torch Lake Township, Precinct 1	-	-	-	-	-	-	-	-
Torch Lake Township, Precinct 2	-	-	-	-	-	-	-	-
Total	645	151	105	46	322	81	66	15

Statement of Votes Cast
Houghton County, MI
2016 General Primary
SOVC For Jurisdiction Wide, All Counters, All Races
STATEMENT OF VOTES CAST

	Franklin Water Pct 2				Franklin Fire Mill Prop			
	Reg. Voters	Total Votes	YES	NO	Reg. Voters	Total Votes	YES	NO
Jurisdiction Wide								
Adams Township, Precinct 1	-	-	-	-	-	-	-	-
Calumet Charter Township, Precinct 1	-	-	-	-	-	-	-	-
Calumet Charter Township, Precinct 2	-	-	-	-	-	-	-	-
Calumet Charter Township, Precinct 5	-	-	-	-	-	-	-	-
Calumet Charter Township, Precinct 9	-	-	-	-	-	-	-	-
Chassell Township, Precinct 1	-	-	-	-	-	-	-	-
City of Hancock, Precinct 1	-	-	-	-	-	-	-	-
City of Hancock, Precinct 2	-	-	-	-	-	-	-	-
City of Hancock, Precinct 3	-	-	-	-	-	-	-	-
City of Houghton, Precinct 1	-	-	-	-	-	-	-	-
City of Houghton, Precinct 2	-	-	-	-	-	-	-	-
Duncan Township, Precinct 1	-	-	-	-	-	-	-	-
Duncan Township, Precinct 2	-	-	-	-	-	-	-	-
Elm River Township, Precinct 1	-	-	-	-	-	-	-	-
Franklin Township, Precinct 1	-	-	-	-	645	151	99	52
Franklin Township, Precinct 2	322	78	49	29	322	80	57	23
Hancock Township, Precinct 1	-	-	-	-	-	-	-	-
Laird Township, Precinct 1	-	-	-	-	-	-	-	-
Osceola Township, Precinct 1	-	-	-	-	-	-	-	-
Osceola Township, Precinct 2	-	-	-	-	-	-	-	-
Osceola Township, Precinct 4	-	-	-	-	-	-	-	-
Portage Charter Township, Precinct 1	-	-	-	-	-	-	-	-
Portage Charter Township, Precinct 2	-	-	-	-	-	-	-	-
Portage Charter Township, Precinct 4	-	-	-	-	-	-	-	-
Quincy Township, Precinct 1	-	-	-	-	-	-	-	-
Schoolcraft Township, Precinct 1	-	-	-	-	-	-	-	-
Stanton Township, Precinct 1	-	-	-	-	-	-	-	-
Stanton Township, Precinct 2	-	-	-	-	-	-	-	-
Torch Lake Township, Precinct 1	-	-	-	-	-	-	-	-
Torch Lake Township, Precinct 2	-	-	-	-	-	-	-	-
Total	322	78	49	29	967	231	156	75

Statement of Votes Cast
Houghton County, MI
2016 General Primary
SOVC For Jurisdiction Wide, All Counters, All Races
STATEMENT OF VOTES CAST

	Franklin Road Mill Prop				Quincy Twp Operating			
	Reg. Voters	Total Votes	YES	NO	Reg. Voters	Total Votes	YES	NO
Jurisdiction Wide								
Adams Township, Precinct 1	-	-	-	-	-	-	-	-
Calumet Charter Township, Precinct 1	-	-	-	-	-	-	-	-
Calumet Charter Township, Precinct 2	-	-	-	-	-	-	-	-
Calumet Charter Township, Precinct 5	-	-	-	-	-	-	-	-
Calumet Charter Township, Precinct 9	-	-	-	-	-	-	-	-
Chassell Township, Precinct 1	-	-	-	-	-	-	-	-
City of Hancock, Precinct 1	-	-	-	-	-	-	-	-
City of Hancock, Precinct 2	-	-	-	-	-	-	-	-
City of Hancock, Precinct 3	-	-	-	-	-	-	-	-
City of Houghton, Precinct 1	-	-	-	-	-	-	-	-
City of Houghton, Precinct 2	-	-	-	-	-	-	-	-
Duncan Township, Precinct 1	-	-	-	-	-	-	-	-
Duncan Township, Precinct 2	-	-	-	-	-	-	-	-
Elm River Township, Precinct 1	-	-	-	-	-	-	-	-
Franklin Township, Precinct 1	645	151	99	52	-	-	-	-
Franklin Township, Precinct 2	322	80	53	27	-	-	-	-
Hancock Township, Precinct 1	-	-	-	-	-	-	-	-
Laird Township, Precinct 1	-	-	-	-	-	-	-	-
Osceola Township, Precinct 1	-	-	-	-	-	-	-	-
Osceola Township, Precinct 2	-	-	-	-	-	-	-	-
Osceola Township, Precinct 4	-	-	-	-	-	-	-	-
Portage Charter Township, Precinct 1	-	-	-	-	-	-	-	-
Portage Charter Township, Precinct 2	-	-	-	-	-	-	-	-
Portage Charter Township, Precinct 4	-	-	-	-	-	-	-	-
Quincy Township, Precinct 1	-	-	-	-	225	31	24	7
Schoolcraft Township, Precinct 1	-	-	-	-	-	-	-	-
Stanton Township, Precinct 1	-	-	-	-	-	-	-	-
Stanton Township, Precinct 2	-	-	-	-	-	-	-	-
Torch Lake Township, Precinct 1	-	-	-	-	-	-	-	-
Torch Lake Township, Precinct 2	-	-	-	-	-	-	-	-
Total	967	231	152	79	225	31	24	7

Statement of Votes Cast
Houghton County, MI
2016 General Primary
SOVC For Jurisdiction Wide, All Counters, All Races
STATEMENT OF VOTES CAST

	Quincy Twp Fire			
	Reg. Voters	Total Votes	YES	NO
Jurisdiction Wide				
Adams Township, Precinct 1	-	-	-	-
Calumet Charter Township, Precinct 1	-	-	-	-
Calumet Charter Township, Precinct 2	-	-	-	-
Calumet Charter Township, Precinct 5	-	-	-	-
Calumet Charter Township, Precinct 9	-	-	-	-
Chassell Township, Precinct 1	-	-	-	-
City of Hancock, Precinct 1	-	-	-	-
City of Hancock, Precinct 2	-	-	-	-
City of Hancock, Precinct 3	-	-	-	-
City of Houghton, Precinct 1	-	-	-	-
City of Houghton, Precinct 2	-	-	-	-
Duncan Township, Precinct 1	-	-	-	-
Duncan Township, Precinct 2	-	-	-	-
Elm River Township, Precinct 1	-	-	-	-
Franklin Township, Precinct 1	-	-	-	-
Franklin Township, Precinct 2	-	-	-	-
Hancock Township, Precinct 1	-	-	-	-
Laird Township, Precinct 1	-	-	-	-
Osceola Township, Precinct 1	-	-	-	-
Osceola Township, Precinct 2	-	-	-	-
Osceola Township, Precinct 4	-	-	-	-
Portage Charter Township, Precinct 1	-	-	-	-
Portage Charter Township, Precinct 2	-	-	-	-
Portage Charter Township, Precinct 4	-	-	-	-
Quincy Township, Precinct 1	225	32	28	4
Schoolcraft Township, Precinct 1	-	-	-	-
Stanton Township, Precinct 1	-	-	-	-
Stanton Township, Precinct 2	-	-	-	-
Torch Lake Township, Precinct 1	-	-	-	-
Torch Lake Township, Precinct 2	-	-	-	-
Total	225	32	28	4

THE WHOLE NUMBER OF VOTES GIVEN: REP D1 Rep in Congress
WAS 2939 (OF WHICH)

Jason Allen (REP)	RECEIVED	212
Jack Bergman (REP)	RECEIVED	1040
Tom Casperson (REP)	RECEIVED	1687

THE WHOLE NUMBER OF VOTES GIVEN: REP D110 Representative
WAS 2166 (OF WHICH)

Gregory Markkanen (REP)	RECEIVED	2166

THE WHOLE NUMBER OF VOTES GIVEN: REP Prosecuting Attorney
WAS 1773 (OF WHICH)

James P. Cone (REP)	RECEIVED	1773

THE WHOLE NUMBER OF VOTES GIVEN: REP County Sheriff
WAS 2645 (OF WHICH)

Brian J. McLean (REP)	RECEIVED	2645

THE WHOLE NUMBER OF VOTES GIVEN: REP County Clerk-Reg Deeds
WAS 0 (OF WHICH)

THE WHOLE NUMBER OF VOTES GIVEN: REP County Treasurer
WAS 2310 (OF WHICH)

Kathleen A. Beattie (REP)	RECEIVED	2310

THE WHOLE NUMBER OF VOTES GIVEN: REP Mine Inspector
WAS 0 (OF WHICH)

THE WHOLE NUMBER OF VOTES GIVEN: REP Drain Commissioner
WAS 0 (OF WHICH)

THE WHOLE NUMBER OF VOTES GIVEN: REP D1 Commissioner
WAS 690 (OF WHICH)

Eugene Londo (REP)	RECEIVED	321
Tom Tikkanen (REP)	RECEIVED	369

THE WHOLE NUMBER OF VOTES GIVEN: REP D2 Commissioner
WAS 527 (OF WHICH)

Albert Koskela (REP)	RECEIVED	527

THE WHOLE NUMBER OF VOTES GIVEN: REP D3 Commissioner
WAS 0 (OF WHICH)

THE WHOLE NUMBER OF VOTES GIVEN: REP D4 Commissioner
WAS 0 (OF WHICH)

THE WHOLE NUMBER OF VOTES GIVEN: REP D5 Commissioner
WAS 704 (OF WHICH)

Tim Palosaari (REP)	RECEIVED	704

THE WHOLE NUMBER OF VOTES GIVEN: REP Adams Twp Supervisor
WAS 0 (OF WHICH)

THE WHOLE NUMBER OF VOTES GIVEN: REP Adams Twp Clerk
WAS 0 (OF WHICH)

THE WHOLE NUMBER OF VOTES GIVEN: REP Adams Twp Treasurer
WAS 0 (OF WHICH)

THE WHOLE NUMBER OF VOTES GIVEN: REP Adams Twp Trustee
WAS 0 (OF WHICH)

THE WHOLE NUMBER OF VOTES GIVEN: REP Calumet Twp Supervisor
WAS 474 (OF WHICH)

Paul Lehto (REP)	RECEIVED	474

THE WHOLE NUMBER OF VOTES GIVEN: REP Calumet Twp Clerk
WAS 497 (OF WHICH)

Beth Salmela (REP)	RECEIVED	497

THE WHOLE NUMBER OF VOTES GIVEN: REP Calumet Twp Treasurer
WAS 513 (OF WHICH)

Debra J. Aubin (REP)	RECEIVED	513

THE WHOLE NUMBER OF VOTES GIVEN: REP Calumet Twp Trustee
WAS 1603 (OF WHICH)

Tim Gasperich (REP)	RECEIVED	437
Jeff West (REP)	RECEIVED	382
David Yeo (REP)	RECEIVED	416
Robert Zander (REP)	RECEIVED	368

THE WHOLE NUMBER OF VOTES GIVEN: REP Chassell Twp Supervisor WAS 282 (OF WHICH)

Christopher Holmes (REP)	RECEIVED	282

THE WHOLE NUMBER OF VOTES GIVEN: REP Chassell Twp Clerk WAS 0 (OF WHICH)

THE WHOLE NUMBER OF VOTES GIVEN: REP Chassell Twp Treasurer WAS 280 (OF WHICH)

Kelly J. Holmes (REP)	RECEIVED	280

THE WHOLE NUMBER OF VOTES GIVEN: REP Chassell Twp Trustee WAS 514 (OF WHICH)

Ryan Kuntze (REP)	RECEIVED	219
Daniel Palosaari (REP)	RECEIVED	295

THE WHOLE NUMBER OF VOTES GIVEN: REP Chassell Twp Constable WAS 0 (OF WHICH)

THE WHOLE NUMBER OF VOTES GIVEN: REP Duncan Twp Supervisor WAS 0 (OF WHICH)

THE WHOLE NUMBER OF VOTES GIVEN: REP Duncan Twp Clerk WAS 0 (OF WHICH)

THE WHOLE NUMBER OF VOTES GIVEN: REP Duncan Twp Treasurer WAS 0 (OF WHICH)

THE WHOLE NUMBER OF VOTES GIVEN: REP Duncan Twp Trustee WAS 0 (OF WHICH)

THE WHOLE NUMBER OF VOTES GIVEN: REP Elm River Twp Supervisor WAS 0 (OF WHICH)

THE WHOLE NUMBER OF VOTES GIVEN: REP Elm River Twp Clerk WAS 0 (OF WHICH)

THE WHOLE NUMBER OF VOTES GIVEN: REP Elm River Twp Treasurer WAS 0 (OF WHICH)

THE WHOLE NUMBER OF VOTES GIVEN: REP Elm River Twp Trustee WAS 0 (OF WHICH)

THE WHOLE NUMBER OF VOTES GIVEN: REP Franklin Twp Supervisor WAS 103 (OF WHICH)

Mary Sears (REP)	RECEIVED	103

THE WHOLE NUMBER OF VOTES GIVEN: REP Franklin Twp Clerk WAS 0 (OF WHICH)

THE WHOLE NUMBER OF VOTES GIVEN: REP Franklin Twp Treasurer WAS 0 (OF WHICH)

THE WHOLE NUMBER OF VOTES GIVEN: REP Franklin Twp Trustee WAS 0 (OF WHICH)

THE WHOLE NUMBER OF VOTES GIVEN: REP Hancock Twp Supervisor WAS 0 (OF WHICH)

THE WHOLE NUMBER OF VOTES GIVEN: REP Hancock Twp Clerk WAS 0 (OF WHICH)

THE WHOLE NUMBER OF VOTES GIVEN: REP Hancock Twp Treasurer WAS 0 (OF WHICH)

THE WHOLE NUMBER OF VOTES GIVEN: REP Hancock Twp Trustee WAS 48 (OF WHICH)

Ronald P. Racine (REP)	RECEIVED	48

THE WHOLE NUMBER OF VOTES GIVEN: REP Laird Twp Supervisor WAS 0 (OF WHICH)

THE WHOLE NUMBER OF VOTES GIVEN: REP Laird Twp Clerk WAS 0 (OF WHICH)

THE WHOLE NUMBER OF VOTES GIVEN: REP Laird Twp Treasurer WAS 0 (OF WHICH)

THE WHOLE NUMBER OF VOTES GIVEN: REP Laird Twp Trustee WAS 47 (OF WHICH)

Edward Hulkonen, Jr. (REP) RECEIVED 47

THE WHOLE NUMBER OF VOTES GIVEN: REP Laird Twp Constable WAS 0 (OF WHICH)

THE WHOLE NUMBER OF VOTES GIVEN: REP Osceola Twp Supervisor WAS 142 (OF WHICH)

Steven Karpiak (REP) RECEIVED 142

THE WHOLE NUMBER OF VOTES GIVEN: REP Osceola Twp Clerk WAS 153 (OF WHICH)

Judy Odgers (REP) RECEIVED 153

THE WHOLE NUMBER OF VOTES GIVEN: REP Osceola Twp Treasurer WAS 142 (OF WHICH)

Christa Gardner (REP) RECEIVED 142

THE WHOLE NUMBER OF VOTES GIVEN: REP Osceola Twp Trustee WAS 133 (OF WHICH)

Aaron Janke (REP) RECEIVED 133

THE WHOLE NUMBER OF VOTES GIVEN: REP Portage Twp Supervisor WAS 0 (OF WHICH)

THE WHOLE NUMBER OF VOTES GIVEN: REP Portage Twp Clerk WAS 0 (OF WHICH)

THE WHOLE NUMBER OF VOTES GIVEN: REP Portage Twp Treasurer WAS 189 (OF WHICH)

Carol Little (REP) RECEIVED 189

THE WHOLE NUMBER OF VOTES GIVEN: REP Portage Twp Trustee WAS 297 (OF WHICH)

Bill Bingham (REP) RECEIVED 163
Andrew Kemper (REP) RECEIVED 134

THE WHOLE NUMBER OF VOTES GIVEN: REP Portage Twp Constable WAS 313 (OF WHICH)

Roy A. Britz (REP) RECEIVED 181
Robert J. Laux (REP) RECEIVED 132

THE WHOLE NUMBER OF VOTES GIVEN: REP Quincy Twp Supervisor WAS 22 (OF WHICH)

Glenn North (REP)	RECEIVED	22

THE WHOLE NUMBER OF VOTES GIVEN: REP Quincy Twp Clerk WAS 0 (OF WHICH)

THE WHOLE NUMBER OF VOTES GIVEN: REP Quincy Twp Treasurer WAS 22 (OF WHICH)

Cheri L. Raasio (REP)	RECEIVED	22

THE WHOLE NUMBER OF VOTES GIVEN: REP Quincy Twp Trustee WAS 21 (OF WHICH)

Dennis M. Raasio (REP)	RECEIVED	21

THE WHOLE NUMBER OF VOTES GIVEN: REP Schoolcraft Twp Supervisor WAS 140 (OF WHICH)

Joel Keranen (REP)	RECEIVED	140

THE WHOLE NUMBER OF VOTES GIVEN: REP Schoolcraft Twp Clerk WAS 125 (OF WHICH)

Gary Wenberg (REP)	RECEIVED	125

THE WHOLE NUMBER OF VOTES GIVEN: REP Schoolcraft Twp Treasurer WAS 0 (OF WHICH)

THE WHOLE NUMBER OF VOTES GIVEN: REP Schoolcraft Twp Trustee WAS 122 (OF WHICH)

Josh Loukus (REP)	RECEIVED	122

THE WHOLE NUMBER OF VOTES GIVEN: REP Stanton Twp Supervisor WAS 0 (OF WHICH)

THE WHOLE NUMBER OF VOTES GIVEN: REP Stanton Twp Clerk WAS 131 (OF WHICH)

Kara Heinonen (REP)	RECEIVED	131

THE WHOLE NUMBER OF VOTES GIVEN: REP Stanton Twp Treasurer WAS 129 (OF WHICH)

Lori Anderson (REP)	RECEIVED	129

THE WHOLE NUMBER OF VOTES GIVEN: REP Stanton Twp Trustee WAS 123 (OF WHICH)

Janet Larson (REP)	RECEIVED	123

THE WHOLE NUMBER OF VOTES GIVEN: REP Torch Lk Twp Supervisor WAS 0 (OF WHICH)

THE WHOLE NUMBER OF VOTES GIVEN: REP Torch Lk Twp Clerk WAS 0 (OF WHICH)

THE WHOLE NUMBER OF VOTES GIVEN: REP Torch Lk Twp Treasurer WAS 172 (OF WHICH)

Diane M. Zurcher (REP)	RECEIVED	172

THE WHOLE NUMBER OF VOTES GIVEN: REP Torch Lk Twp Trustee WAS 165 (OF WHICH)

Lou Ambuehl (REP)	RECEIVED	165

THE WHOLE NUMBER OF VOTES GIVEN: REP C Hancock 1 Delegate WAS 58 (OF WHICH)

John E. Niemela (REP)	RECEIVED	58

THE WHOLE NUMBER OF VOTES GIVEN: REP C Hancock 2 Delegate WAS 0 (OF WHICH)

THE WHOLE NUMBER OF VOTES GIVEN: REP C Hancock 3 Delegate WAS 0 (OF WHICH)

THE WHOLE NUMBER OF VOTES GIVEN: REP C Houghton 1 Delegate WAS 106 (OF WHICH)

John A. Sullivan (REP)	RECEIVED	106

THE WHOLE NUMBER OF VOTES GIVEN: REP C Houghton 2 Delegate WAS 0 (OF WHICH)

THE WHOLE NUMBER OF VOTES GIVEN: REP Adams 1 Delegate WAS 0 (OF WHICH)

THE WHOLE NUMBER OF VOTES GIVEN: REP Calumet 1 Delegate WAS 240 (OF WHICH)

Cathy Jacobs (REP)	RECEIVED	126
Jeffrey E. Jacobs (REP)	RECEIVED	114

THE WHOLE NUMBER OF VOTES GIVEN: REP Calumet 2 Delegate WAS 0 (OF WHICH)

THE WHOLE NUMBER OF VOTES GIVEN: REP Calumet 5 Delegate WAS 0 (OF WHICH)

THE WHOLE NUMBER OF VOTES GIVEN: REP Calumet 9 Delegate WAS 0 (OF WHICH)

THE WHOLE NUMBER OF VOTES GIVEN: REP Chassell 1 Delegate WAS 0 (OF WHICH)

THE WHOLE NUMBER OF VOTES GIVEN: REP Duncan 1 Delegate WAS 0 (OF WHICH)

THE WHOLE NUMBER OF VOTES GIVEN: REP Duncan 2 Delegate WAS 0 (OF WHICH)

THE WHOLE NUMBER OF VOTES GIVEN: REP Elm River 1 Delegate WAS 0 (OF WHICH)

THE WHOLE NUMBER OF VOTES GIVEN: REP Franklin 1 Delegate WAS 0 (OF WHICH)

THE WHOLE NUMBER OF VOTES GIVEN: REP Franklin 2 Delegate WAS 51 (OF WHICH)

Mary Sears (REP)	RECEIVED	27
Timothy Sears (REP)	RECEIVED	24

THE WHOLE NUMBER OF VOTES GIVEN: REP Hancock 1 Delegate WAS 43 (OF WHICH)

Anthony C. Pizzi (REP)	RECEIVED	43

THE WHOLE NUMBER OF VOTES GIVEN: REP Laird 1 Delegate WAS 0 (OF WHICH)

THE WHOLE NUMBER OF VOTES GIVEN: REP Osceola 1 Delegate WAS 0 (OF WHICH)

THE WHOLE NUMBER OF VOTES GIVEN: REP Osceola 2 Delegate WAS 67 (OF WHICH)

Steven Karpiak (REP)	RECEIVED	67

THE WHOLE NUMBER OF VOTES GIVEN: REP Osceola 4 Delegate WAS 0 (OF WHICH)

THE WHOLE NUMBER OF VOTES GIVEN: REP Portage 1 Delegate WAS 0 (OF WHICH)

THE WHOLE NUMBER OF VOTES GIVEN: REP Portage 2 Delegate WAS 0 (OF WHICH)

THE WHOLE NUMBER OF VOTES GIVEN: REP Portage 4 Delegate WAS 0 (OF WHICH)

THE WHOLE NUMBER OF VOTES GIVEN: REP Quincy 1 Delegate WAS 0 (OF WHICH)

THE WHOLE NUMBER OF VOTES GIVEN: REP Schoolcraft 1 Delegate WAS 0 (OF WHICH)

THE WHOLE NUMBER OF VOTES GIVEN: REP Stanton 1 Delegate WAS 0 (OF WHICH)

THE WHOLE NUMBER OF VOTES GIVEN: REP Stanton 2 Delegate WAS 0 (OF WHICH)

THE WHOLE NUMBER OF VOTES GIVEN: REP Torch Lk 1 Delegate WAS 0 (OF WHICH)

THE WHOLE NUMBER OF VOTES GIVEN: REP Torch Lk 2 Delegate WAS 0 (OF WHICH)

THE WHOLE NUMBER OF VOTES GIVEN: DEM D1 Rep in Congress WAS 2292 (OF WHICH)

Jerry Cannon (DEM)	RECEIVED	538
Lon Johnson (DEM)	RECEIVED	1754

THE WHOLE NUMBER OF VOTES GIVEN: DEM D110 Representative
WAS 2420 (OF WHICH)

Scott Dianda (DEM)	RECEIVED	2420

THE WHOLE NUMBER OF VOTES GIVEN: DEM Prosecuting Attorney
WAS 2112 (OF WHICH)

Michael E. Makinen (DEM)	RECEIVED	2112

THE WHOLE NUMBER OF VOTES GIVEN: DEM County Sheriff
WAS 1821 (OF WHICH)

Derek J. Poyhonen (DEM)	RECEIVED	1821

THE WHOLE NUMBER OF VOTES GIVEN: DEM County Clerk-Reg Deeds
WAS 2498 (OF WHICH)

Mary Beth Hodges (DEM)	RECEIVED	1178
Jennifer K Loren (DEM)	RECEIVED	1320

THE WHOLE NUMBER OF VOTES GIVEN: DEM County Treasurer
WAS 0 (OF WHICH)

THE WHOLE NUMBER OF VOTES GIVEN: DEM Mine Inspector
WAS 1969 (OF WHICH)

Murray Gillis (DEM)	RECEIVED	1969

THE WHOLE NUMBER OF VOTES GIVEN: DEM Drain Commissioner
WAS 2000 (OF WHICH)

John Pekkala (DEM)	RECEIVED	2000

THE WHOLE NUMBER OF VOTES GIVEN: DEM D1 Commissioner
WAS 271 (OF WHICH)

Rick Kasprzak (DEM)	RECEIVED	271

THE WHOLE NUMBER OF VOTES GIVEN: DEM D2 Commissioner
WAS 449 (OF WHICH)

Valorie Troesch (DEM)	RECEIVED	449

THE WHOLE NUMBER OF VOTES GIVEN: DEM D3 Commissioner
WAS 449 (OF WHICH)

Anton J. Pintar (DEM)	RECEIVED	449

THE WHOLE NUMBER OF VOTES GIVEN: DEM D4 Commissioner

WAS 303 (OF WHICH)

Scott K. Ala (DEM)	RECEIVED	303

THE WHOLE NUMBER OF VOTES GIVEN: DEM D5 Commissioner
WAS 565 (OF WHICH)

George M. Rajala (DEM)	RECEIVED	565

THE WHOLE NUMBER OF VOTES GIVEN: DEM Adams Twp Supervisor
WAS 151 (OF WHICH)

Gerald Heikkinen (DEM)	RECEIVED	151

THE WHOLE NUMBER OF VOTES GIVEN: DEM Adams Twp Clerk
WAS 151 (OF WHICH)

Debra Pindral (DEM)	RECEIVED	151

THE WHOLE NUMBER OF VOTES GIVEN: DEM Adams Twp Treasurer
WAS 155 (OF WHICH)

Nancy Immonen (DEM)	RECEIVED	155

THE WHOLE NUMBER OF VOTES GIVEN: DEM Adams Twp Trustee
WAS 152 (OF WHICH)

David Mattila (DEM)	RECEIVED	152

THE WHOLE NUMBER OF VOTES GIVEN: DEM Calumet Twp Supervisor
WAS 0 (OF WHICH)

THE WHOLE NUMBER OF VOTES GIVEN: DEM Calumet Twp Clerk
WAS 0 (OF WHICH)

THE WHOLE NUMBER OF VOTES GIVEN: DEM Calumet Twp Treasurer
WAS 0 (OF WHICH)

THE WHOLE NUMBER OF VOTES GIVEN: DEM Calumet Twp Trustee
WAS 0 (OF WHICH)

THE WHOLE NUMBER OF VOTES GIVEN: DEM Chassell Twp Supervisor
WAS 0 (OF WHICH)

THE WHOLE NUMBER OF VOTES GIVEN: DEM Chassell Twp Clerk
WAS 0 (OF WHICH)

THE WHOLE NUMBER OF VOTES GIVEN: DEM Chassell Twp Treasurer WAS 0 (OF WHICH)

THE WHOLE NUMBER OF VOTES GIVEN: DEM Chassell Twp Trustee WAS 0 (OF WHICH)

THE WHOLE NUMBER OF VOTES GIVEN: DEM Chassell Twp Constable WAS 156 (OF WHICH)

Kevin D. Kalliainen (DEM) RECEIVED 156

THE WHOLE NUMBER OF VOTES GIVEN: DEM Duncan Twp Supervisor WAS 0 (OF WHICH)

THE WHOLE NUMBER OF VOTES GIVEN: DEM Duncan Twp Clerk WAS 0 (OF WHICH)

THE WHOLE NUMBER OF VOTES GIVEN: DEM Duncan Twp Treasurer WAS 0 (OF WHICH)

THE WHOLE NUMBER OF VOTES GIVEN: DEM Duncan Twp Trustee WAS 0 (OF WHICH)

THE WHOLE NUMBER OF VOTES GIVEN: DEM Elm River Twp Supervisor WAS 0 (OF WHICH)

THE WHOLE NUMBER OF VOTES GIVEN: DEM Elm River Twp Clerk WAS 37 (OF WHICH)

Sherri J. Brandt (DEM) RECEIVED 37

THE WHOLE NUMBER OF VOTES GIVEN: DEM Elm River Twp Treasurer WAS 0 (OF WHICH)

THE WHOLE NUMBER OF VOTES GIVEN: DEM Elm River Twp Trustee WAS 0 (OF WHICH)

THE WHOLE NUMBER OF VOTES GIVEN: DEM Franklin Twp Supervisor WAS 0 (OF WHICH)

THE WHOLE NUMBER OF VOTES GIVEN: DEM Franklin Twp Clerk

WAS 0 (OF WHICH)

THE WHOLE NUMBER OF VOTES GIVEN: DEM Franklin Twp Treasurer
WAS 0 (OF WHICH)

THE WHOLE NUMBER OF VOTES GIVEN: DEM Franklin Twp Trustee
WAS 0 (OF WHICH)

THE WHOLE NUMBER OF VOTES GIVEN: DEM Hancock Twp Supervisor
WAS 0 (OF WHICH)

THE WHOLE NUMBER OF VOTES GIVEN: DEM Hancock Twp Clerk
WAS 0 (OF WHICH)

THE WHOLE NUMBER OF VOTES GIVEN: DEM Hancock Twp Treasurer
WAS 0 (OF WHICH)

THE WHOLE NUMBER OF VOTES GIVEN: DEM Hancock Twp Trustee
WAS 0 (OF WHICH)

THE WHOLE NUMBER OF VOTES GIVEN: DEM Laird Twp Supervisor
WAS 37 (OF WHICH)

Duane Fedie (DEM)	RECEIVED	37

THE WHOLE NUMBER OF VOTES GIVEN: DEM Laird Twp Clerk
WAS 27 (OF WHICH)

Elaine K. Vassel (DEM)	RECEIVED	27

THE WHOLE NUMBER OF VOTES GIVEN: DEM Laird Twp Treasurer
WAS 37 (OF WHICH)

Kim Fedie (DEM)	RECEIVED	37

THE WHOLE NUMBER OF VOTES GIVEN: DEM Laird Twp Trustee
WAS 34 (OF WHICH)

Patricia J. Spencer (DEM)	RECEIVED	34

THE WHOLE NUMBER OF VOTES GIVEN: DEM Laird Twp Constable
WAS 33 (OF WHICH)

Francis Tossava (DEM)	RECEIVED	33

THE WHOLE NUMBER OF VOTES GIVEN: DEM Osceola Twp Supervisor WAS 104 (OF WHICH)

Rick Greub (DEM)	RECEIVED	104

THE WHOLE NUMBER OF VOTES GIVEN: DEM Osceola Twp Clerk WAS 0 (OF WHICH)

THE WHOLE NUMBER OF VOTES GIVEN: DEM Osceola Twp Treasurer WAS 0 (OF WHICH)

THE WHOLE NUMBER OF VOTES GIVEN: DEM Osceola Twp Trustee WAS 128 (OF WHICH)

Donald D. Wareham (DEM)	RECEIVED	128

THE WHOLE NUMBER OF VOTES GIVEN: DEM Portage Twp Supervisor WAS 226 (OF WHICH)

Bruce Petersen (DEM)	RECEIVED	226

THE WHOLE NUMBER OF VOTES GIVEN: DEM Portage Twp Clerk WAS 222 (OF WHICH)

Heidi Paoli Riutta (DEM)	RECEIVED	222

THE WHOLE NUMBER OF VOTES GIVEN: DEM Portage Twp Treasurer WAS 0 (OF WHICH)

THE WHOLE NUMBER OF VOTES GIVEN: DEM Portage Twp Trustee WAS 377 (OF WHICH)

Peggy Lee Anderson (DEM)	RECEIVED	199
John Ollila (DEM)	RECEIVED	178

THE WHOLE NUMBER OF VOTES GIVEN: DEM Portage Twp Constable WAS 0 (OF WHICH)

THE WHOLE NUMBER OF VOTES GIVEN: DEM Quincy Twp Supervisor WAS 0 (OF WHICH)

THE WHOLE NUMBER OF VOTES GIVEN: DEM Quincy Twp Clerk WAS 13 (OF WHICH)

Dolores Kangas (DEM)	RECEIVED	13

THE WHOLE NUMBER OF VOTES GIVEN: DEM Quincy Twp Treasurer

WAS 0 (OF WHICH)

THE WHOLE NUMBER OF VOTES GIVEN: DEM Quincy Twp Trustee
WAS 12 (OF WHICH)

Chris Kangas (DEM)	RECEIVED	12

THE WHOLE NUMBER OF VOTES GIVEN: DEM Schoolcraft Twp Supervisor
WAS 0 (OF WHICH)

THE WHOLE NUMBER OF VOTES GIVEN: DEM Schoolcraft Twp Clerk
WAS 0 (OF WHICH)

THE WHOLE NUMBER OF VOTES GIVEN: DEM Schoolcraft Twp Treasurer
WAS 123 (OF WHICH)

Dennis Racine (DEM)	RECEIVED	123

THE WHOLE NUMBER OF VOTES GIVEN: DEM Schoolcraft Twp Trustee
WAS 220 (OF WHICH)

Kevin Codere (DEM)	RECEIVED	117
Susan C. Marcotte (DEM)	RECEIVED	103

THE WHOLE NUMBER OF VOTES GIVEN: DEM Stanton Twp Supervisor
WAS 0 (OF WHICH)

THE WHOLE NUMBER OF VOTES GIVEN: DEM Stanton Twp Clerk
WAS 0 (OF WHICH)

THE WHOLE NUMBER OF VOTES GIVEN: DEM Stanton Twp Treasurer
WAS 0 (OF WHICH)

THE WHOLE NUMBER OF VOTES GIVEN: DEM Stanton Twp Trustee
WAS 0 (OF WHICH)

THE WHOLE NUMBER OF VOTES GIVEN: DEM Torch Lk Twp Supervisor
WAS 159 (OF WHICH)

Brian Cadwell (DEM)	RECEIVED	159

THE WHOLE NUMBER OF VOTES GIVEN: DEM Torch Lk Twp Clerk
WAS 158 (OF WHICH)

Mary Isola (DEM)	RECEIVED	158

THE WHOLE NUMBER OF VOTES GIVEN: DEM Torch Lk Twp Treasurer WAS 0 (OF WHICH)

THE WHOLE NUMBER OF VOTES GIVEN: DEM Torch Lk Twp Trustee WAS 147 (OF WHICH)

Scott M. Sapino (DEM)	RECEIVED	147

THE WHOLE NUMBER OF VOTES GIVEN: DEM C Hancock 1 Delegate WAS 130 (OF WHICH)

Susanna Peters (DEM)	RECEIVED	64
Ruth E. Wisti (DEM)	RECEIVED	66

THE WHOLE NUMBER OF VOTES GIVEN: DEM C Hancock 2 Delegate WAS 147 (OF WHICH)

Miriam D Pickens (DEM)	RECEIVED	66
Barbara J. Manninen (DEM)	RECEIVED	81

THE WHOLE NUMBER OF VOTES GIVEN: DEM C Hancock 3 Delegate WAS 107 (OF WHICH)

Ann E. Pace (DEM)	RECEIVED	58
John Slivon (DEM)	RECEIVED	49

THE WHOLE NUMBER OF VOTES GIVEN: DEM C Houghton 1 Delegate WAS 307 (OF WHICH)

Joan V. Antila (DEM)	RECEIVED	105
William J. Keith (DEM)	RECEIVED	86
Carolyn Peterson (DEM)	RECEIVED	116

THE WHOLE NUMBER OF VOTES GIVEN: DEM C Houghton 2 Delegate WAS 162 (OF WHICH)

Allan Baker (DEM)	RECEIVED	162

THE WHOLE NUMBER OF VOTES GIVEN: DEM Adams 1 Delegate WAS 149 (OF WHICH)

Janet K. Gregorich (DEM)	RECEIVED	149

THE WHOLE NUMBER OF VOTES GIVEN: DEM Calumet 1 Delegate WAS 159 (OF WHICH)

Michael Sean Clancey (DEM)	RECEIVED	71
Rick Kasprzak (DEM)	RECEIVED	88

THE WHOLE NUMBER OF VOTES GIVEN: DEM Calumet 2 Delegate

WAS 0 (OF WHICH)

THE WHOLE NUMBER OF VOTES GIVEN: DEM Calumet 5 Delegate
WAS 0 (OF WHICH)

THE WHOLE NUMBER OF VOTES GIVEN: DEM Calumet 9 Delegate
WAS 0 (OF WHICH)

THE WHOLE NUMBER OF VOTES GIVEN: DEM Chassell 1 Delegate
WAS 253 (OF WHICH)

Bill Binroth (DEM)	RECEIVED	98
June M Haataja (DEM)	RECEIVED	155

THE WHOLE NUMBER OF VOTES GIVEN: DEM Duncan 1 Delegate
WAS 0 (OF WHICH)

THE WHOLE NUMBER OF VOTES GIVEN: DEM Duncan 2 Delegate
WAS 0 (OF WHICH)

THE WHOLE NUMBER OF VOTES GIVEN: DEM Elm River 1 Delegate
WAS 0 (OF WHICH)

THE WHOLE NUMBER OF VOTES GIVEN: DEM Franklin 1 Delegate
WAS 0 (OF WHICH)

THE WHOLE NUMBER OF VOTES GIVEN: DEM Franklin 2 Delegate
WAS 55 (OF WHICH)

John Laitinen (DEM)	RECEIVED	29
Hilary Virtanen (DEM)	RECEIVED	26

THE WHOLE NUMBER OF VOTES GIVEN: DEM Hancock 1 Delegate
WAS 0 (OF WHICH)

THE WHOLE NUMBER OF VOTES GIVEN: DEM Laird 1 Delegate
WAS 0 (OF WHICH)

THE WHOLE NUMBER OF VOTES GIVEN: DEM Osceola 1 Delegate
WAS 0 (OF WHICH)

THE WHOLE NUMBER OF VOTES GIVEN: DEM Osceola 2 Delegate

WAS 0 (OF WHICH)

THE WHOLE NUMBER OF VOTES GIVEN: DEM Osceola 4 Delegate
WAS 0 (OF WHICH)

THE WHOLE NUMBER OF VOTES GIVEN: DEM Portage 1 Delegate
WAS 47 (OF WHICH)

Sherri Lewis (DEM)	RECEIVED	47

THE WHOLE NUMBER OF VOTES GIVEN: DEM Portage 2 Delegate
WAS 173 (OF WHICH)

Clarence E. McDonald (DEM)	RECEIVED	82
Anne Newcombe (DEM)	RECEIVED	91

THE WHOLE NUMBER OF VOTES GIVEN: DEM Portage 4 Delegate
WAS 57 (OF WHICH)

Linda Rulison (DEM)	RECEIVED	57

THE WHOLE NUMBER OF VOTES GIVEN: DEM Quincy 1 Delegate
WAS 17 (OF WHICH)

Joseph D. Freed (DEM)	RECEIVED	9
Brian D. Rendel (DEM)	RECEIVED	8

THE WHOLE NUMBER OF VOTES GIVEN: DEM Schoolcraft 1 Delegate
WAS 0 (OF WHICH)

THE WHOLE NUMBER OF VOTES GIVEN: DEM Stanton 1 Delegate
WAS 0 (OF WHICH)

THE WHOLE NUMBER OF VOTES GIVEN: DEM Stanton 2 Delegate
WAS 27 (OF WHICH)

Linda J. Neumann (DEM)	RECEIVED	27

THE WHOLE NUMBER OF VOTES GIVEN: DEM Torch Lk 1 Delegate
WAS 189 (OF WHICH)

Judy Crotty (DEM)	RECEIVED	60
Richard Leivdal (DEM)	RECEIVED	49
Keith L. Troesch (DEM)	RECEIVED	37
Valorie E. Troesch (DEM)	RECEIVED	43

THE WHOLE NUMBER OF VOTES GIVEN: DEM Torch Lk 2 Delegate
WAS 57 (OF WHICH)

Janet C. Burkholder (DEM)	RECEIVED	57

THE WHOLE NUMBER OF VOTES GIVEN: Co Medical Care Fac
WAS 5386 (OF WHICH)

YES	RECEIVED	4291
NO	RECEIVED	1095

THE WHOLE NUMBER OF VOTES GIVEN: Co Operating Millage
WAS 5223 (OF WHICH)

YES	RECEIVED	3811
NO	RECEIVED	1412

THE WHOLE NUMBER OF VOTES GIVEN: Lake Linden-Hubbel Schl
WAS 681 (OF WHICH)

YES	RECEIVED	423
NO	RECEIVED	258

THE WHOLE NUMBER OF VOTES GIVEN: Baraga Area School
WAS 44 (OF WHICH)

YES	RECEIVED	31
NO	RECEIVED	13

THE WHOLE NUMBER OF VOTES GIVEN: Calumet Twp Bldg Maint
WAS 521 (OF WHICH)

YES	RECEIVED	318
NO	RECEIVED	203

THE WHOLE NUMBER OF VOTES GIVEN: Chassell Twp Withdrawal
WAS 629 (OF WHICH)

YES	RECEIVED	289
NO	RECEIVED	340

THE WHOLE NUMBER OF VOTES GIVEN: Duncan Twp Operating
WAS 74 (OF WHICH)

YES	RECEIVED	57
NO	RECEIVED	17

THE WHOLE NUMBER OF VOTES GIVEN: Duncan Twp Fire
WAS 72 (OF WHICH)

YES	RECEIVED	55
NO	RECEIVED	17

THE WHOLE NUMBER OF VOTES GIVEN: Duncan Twp Ambulance

WAS 73 (OF WHICH)

YES	RECEIVED	61
NO	RECEIVED	12

THE WHOLE NUMBER OF VOTES GIVEN: Duncan Twp Fire
WAS 74 (OF WHICH)

YES	RECEIVED	58
NO	RECEIVED	16

THE WHOLE NUMBER OF VOTES GIVEN: Elm River Twp Millage
WAS 77 (OF WHICH)

YES	RECEIVED	62
NO	RECEIVED	15

THE WHOLE NUMBER OF VOTES GIVEN: Elm River Twp Millage
WAS 76 (OF WHICH)

YES	RECEIVED	57
NO	RECEIVED	19

THE WHOLE NUMBER OF VOTES GIVEN: Franklin Fire Pct 1
WAS 151 (OF WHICH)

YES	RECEIVED	105
NO	RECEIVED	46

THE WHOLE NUMBER OF VOTES GIVEN: Franklin Fire Pct 2
WAS 81 (OF WHICH)

YES	RECEIVED	66
NO	RECEIVED	15

THE WHOLE NUMBER OF VOTES GIVEN: Franklin Water Pct 2
WAS 78 (OF WHICH)

YES	RECEIVED	49
NO	RECEIVED	29

THE WHOLE NUMBER OF VOTES GIVEN: Franklin Fire Mill Prop
WAS 231 (OF WHICH)

YES	RECEIVED	156
NO	RECEIVED	75

THE WHOLE NUMBER OF VOTES GIVEN: Franklin Road Mill Prop
WAS 231 (OF WHICH)

YES	RECEIVED	152
NO	RECEIVED	79

Statement of Votes Cast
Houghton County, MI
2016 General Primary
SOVC For Jurisdiction Wide, All Counters, All Races
STATEMENT OF VOTES CAST

THE WHOLE NUMBER OF VOTES GIVEN: Quincy Twp Operating
WAS 31 (OF WHICH)

YES	RECEIVED	24
NO	RECEIVED	7

THE WHOLE NUMBER OF VOTES GIVEN: Quincy Twp Fire
WAS 32 (OF WHICH)

YES	RECEIVED	28
NO	RECEIVED	4

County of Houghton)

We Do Hereby Certify, that the foregoing is a correct statement of votes given in Houghton County for the offices and proposals named in such statement and for the persons designated therein, and other matters submitted, at the General Primary Election, held August 2, 2016.

In Witness Whereof, We have hereunto set our hands and affixed the Seal of the Circuit Court for the County of Houghton on August 3, 2016.

Mary J Wiitanen
Barbara J Manninen
Bobby Bruinstat
Sharon D. Foix

ATTEST:
Jennifer Lorenz
JENNIFER LORENZ
HOUGHTON COUNTY CLERK/REGISTER OF DEEDS

HURON COUNTY Statement of Vote
HURON_AUG2016_E

100001	REPUBLICAN 10TH CONGRESSIONAL REPRESENTATIVE															
	Registration	Ballots Cast	Turnout (%)		Tony Fortini	Paul Mitchell	Phillip Pavlov	Alan Sanborn	David J. VanAssche	Write-In						
City of Bad Axe Precinct 1 1	2204	495	22.46		14	129	202	34	27	0						
City of Bad Axe Precinct 1 - Electi	2204	0	0.00		0	0	0	0	0	0						
City of Bad Axe Precinct 1 - Clerk	2204	0	0.00		0	0	0	0	0	0						
City of Caseville Precinct 1 32	624	132	21.15		1	33	34	11	0	0						
City of Caseville Precinct 1 - Elec	624	0	0.00		0	0	0	0	0	0						
City of Caseville Precinct 1 - Cleri	624	0	0.00		0	0	0	0	0	0						
City of Harbor Beach Precinct 1	1225	206	16.82		5	60	86	11	8	0						
City of Harbor Beach Precinct 1 -	1225	0	0.00		0	0	0	0	0	0						
City of Harbor Beach Precinct 1 -	1225	0	0.00		0	0	0	0	0	0						
Bingham Township Precinct 1 3	1256	350	27.87		5	64	140	33	15	0						
Bingham Township Precinct 1 - El	1256	0	0.00		0	0	0	0	0	0						
Bingham Township Precinct 1 - C	1256	0	0.00		0	0	0	0	0	0						
Bloomfield Township Precinct 1	321	93	28.97		2	31	42	5	2	0						
Bloomfield Township Precinct 1 -	321	0	0.00		0	0	0	0	0	0						
Bloomfield Township Precinct 1 -	321	0	0.00		0	0	0	0	0	0						
Brookfield Township Precinct 1 5	591	82	13.87		7	22	26	3	6	0						
Brookfield Township Precinct 1 - I	591	0	0.00		0	0	0	0	0	0						
Brookfield Township Precinct 1 - I	591	0	0.00		0	0	0	0	0	0						
Caseville Township Precinct 1 6	1521	352	23.14		3	105	110	22	15	0						
Caseville Township Precinct 1 - E	1521	0	0.00		0	0	0	0	0	0						
Caseville Township Precinct 1 - C	1521	0	0.00		0	0	0	0	0	0						
Chandler Township Precinct 1 7	355	71	20.00		3	19	34	4	2	0						
Chandler Township Precinct 1 - E	355	0	0.00		0	0	0	0	0	0						
Chandler Township Precinct 1 - C	355	0	0.00		0	0	0	0	0	0						
Colfax Township Precinct 1 8	1339	299	22.33		6	79	124	18	9	0						
Colfax Township Precinct 1 - Elec	1339	0	0.00		0	0	0	0	0	0						
Colfax Township Precinct 1 - Cler	1339	0	0.00		0	0	0	0	0	0						
Dwight Township Precinct 1 9	575	97	16.87		5	13	34	3	10	0						
Dwight Township Precinct 1 - Ele	575	0	0.00		0	0	0	0	0	0						
Dwight Township Precinct 1 - Cle	575	0	0.00		0	0	0	0	0	0						
Fairhaven Township Precinct 1 1	895	116	12.96		1	28	51	3	5	0						
Fairhaven Township Precinct 1 - E	895	0	0.00		0	0	0	0	0	0						
Fairhaven Township Precinct 1 - C	895	0	0.00		0	0	0	0	0	0						
Gore Township Precinct 1 11	137	36	26.28		0	11	15	1	0	0						
Gore Township Precinct 1 - Electi	137	0	0.00		0	0	0	0	0	0						
Gore Township Precinct 1 - Clerk	137	0	0.00		0	0	0	0	0	0						
Grant Township Precinct 1 12	576	71	12.33		0	22	27	3	4	0						
Grant Township Precinct 1 - Elect	576	0	0.00		0	0	0	0	0	0						
Grant Township Precinct 1 - Clerk	576	0	0.00		0	0	0	0	0	0						
Hume Township Precinct 1 13	629	193	30.68		2	53	67	9	25	0						
Hume Township Precinct 1 - Elect	629	0	0.00		0	0	0	0	0	0						
Hume Township Precinct 1 - Cleri	629	0	0.00		0	0	0	0	0	0						
Huron Township Precinct 1 14	336	77	22.92		4	22	27	2	2	0						
Huron Township Precinct 1 - Elec	336	0	0.00		0	0	0	0	0	0						
Huron Township Precinct 1 - Cleri	336	0	0.00		0	0	0	0	0	0						
Lake Township Precinct 1 15	771	169	21.92		5	33	38	8	9	0						
Lake Township Precinct 1 - Electi	771	0	0.00		0	0	0	0	0	0						
Lake Township Precinct 1 - Clerk	771	0	0.00		0	0	0	0	0	0						
Lincoln Township Precinct 1 16	570	125	21.93		11	45	40	7	4	0						
Lincoln Township Precinct 1 - Ele	570	0	0.00		0	0	0	0	0	0						
Lincoln Township Precinct 1 - Cle	570	0	0.00		0	0	0	0	0	0						
McKinley Township Precinct 1 17	352	56	15.91		2	10	32	3	1	0						
McKinley Township Precinct 1 - E	352	0	0.00		0	0	0	0	0	0						
McKinley Township Precinct 1 - C	352	0	0.00		0	0	0	0	0	0						
Meade Township Precinct 1 18	536	237	44.22		7	68	91	10	17	0						
Meade Township Precinct 1 - Elec	536	0	0.00		0	0	0	0	0	0						
Meade Township Precinct 1 - Cler	536	0	0.00		0	0	0	0	0	0						
Oliver Township Precinct 1 19	1088	234	21.51		3	64	96	5	17	0						
Oliver Township Precinct 1 - Elect	1088	0	0.00		0	0	0	0	0	0						
Oliver Township Precinct 1 - Cleri	1088	0	0.00		0	0	0	0	0	0						
Paris Township Precinct 1 20	357	95	26.61		1	28	49	4	1	0						

HURON COUNTY Statement of Vote
HURON_AUG2016_E

100001	REPUBLICAN 10TH CONGRESSIONAL REPRESENTATIVE															
	Registration	Ballots Cast	Turnout (%)		Tony Forlini	Paul Mitchell	Phillip Pavlov	Alan Sanborn	David J. VanAssche	Write-In						
Paris Township Precinct 1 - Electi	357	0	0.00		0	0	0	0	0	0						
Paris Township Precinct 1 - Clerk	357	0	0.00		0	0	0	0	0	0						
Pte. Aux Barques Township Preci	20	10	50.00		0	2	7	0	0	0						
Pte. Aux Barques Township Preci	20	0	0.00		0	0	0	0	0	0						
Pte. Aux Barques Township Preci	20	0	0.00		0	0	0	0	0	0						
Port Austin Township Precinct 1	1206	395	32.75		13	67	172	11	46	0						
Port Austin Township Precinct 1 -	1206	0	0.00		0	0	0	0	0	0						
Port Austin Township Precinct 1 -	1206	0	0.00		0	0	0	0	0	0						
Rubicon Township Precinct 1 23	562	104	18.51		0	31	53	5	1	0						
Rubicon Township Precinct 1 - El	562	0	0.00		0	0	0	0	0	0						
Rubicon Township Precinct 1 - Cl	562	0	0.00		0	0	0	0	0	0						
Sand Beach Township Precinct 1	947	199	21.01		8	66	89	7	10	0						
Sand Beach Township Precinct 1	947	0	0.00		0	0	0	0	0	0						
Sand Beach Township Precinct 1	947	0	0.00		0	0	0	0	0	0						
Sebewaing Township Precinct 1	2097	367	17.50		15	98	141	13	9	0						
Sebewaing Township Precinct 1 -	2097	0	0.00		0	0	0	0	0	0						
Sebewaing Township Precinct 1 -	2097	0	0.00		0	0	0	0	0	0						
Sheridan Township Precinct 1 26	481	89	18.50		1	26	43	2	5	0						
Sheridan Township Precinct 1 - E	481	0	0.00		0	0	0	0	0	0						
Sheridan Township Precinct 1 - C	481	0	0.00		0	0	0	0	0	0						
Sherman Township Precinct 1 27	812	208	25.62		4	47	105	4	7	1						
Sherman Township Precinct 1 - E	812	0	0.00		0	0	0	0	0	0						
Sherman Township Precinct 1 - C	812	0	0.00		0	0	0	0	0	0						
Sigel Township Precinct 1 28	356	120	33.71		3	33	71	3	3	0						
Sigel Township Precinct 1 - Electi	356	0	0.00		0	0	0	0	0	0						
Sigel Township Precinct 1 - Clerk	356	0	0.00		0	0	0	0	0	0						
Verona Township Precinct 1 29	970	252	25.98		10	71	112	12	9	0						
Verona Township Precinct 1 - Ele	970	0	0.00		0	0	0	0	0	0						
Verona Township Precinct 1 - Cle	970	0	0.00		0	0	0	0	0	0						
Winsor Township Precinct 1 30	1438	250	17.39		4	65	100	8	2	0						
Winsor Township Precinct 1 - Ele	1438	0	0.00		0	0	0	0	0	0						
Winsor Township Precinct 1 - Cle	1438	0	0.00		0	0	0	0	0	0						
District 1	3583	565	15.77		23	148	218	19	20	0						
District 2	3482	813	23.35		11	187	364	46	32	1						
District 3	3935	790	20.08		10	213	276	44	18	0						
District 4	3318	841	25.35		19	230	345	37	45	0						
District 5	3530	867	24.56		27	233	385	49	39	0						
District 6	3528	715	20.27		19	221	312	31	23	0						
District 7	3771	989	26.23		36	213	358	38	94	0						
Bingham	1256	350	27.87		5	64	140	33	15	0						
Bloomfield	321	93	28.97		2	31	42	5	2	0						
Brookfield	591	82	13.87		7	22	26	3	6	0						
Caseville	1521	352	23.14		3	105	110	22	15	0						
Chandler	355	71	20.00		3	19	34	4	2	0						
Colfax	1339	299	22.33		6	79	124	18	9	0						
Dwight	575	97	16.87		5	13	34	3	10	0						
Fairhaven	895	116	12.96		1	28	51	3	5	0						
Gore	137	36	26.28		0	11	15	1	0	0						
Grant	576	71	12.33		0	22	27	3	4	0						
Hume	629	193	30.68		2	53	67	9	25	0						
Huron	336	77	22.92		4	22	27	2	2	0						
Lake	771	169	21.92		5	33	38	8	9	0						
Lincoln	570	125	21.93		11	45	40	7	4	0						
McKinley	352	56	15.91		2	10	32	3	1	0						
Meade	536	237	44.22		7	68	91	10	17	0						
Oliver	1088	234	21.51		3	64	96	5	17	0						
Paris	357	95	26.61		1	28	49	4	1	0						
Pte. Aux Barques	20	10	50.00		0	2	7	0	0	0						
Port Austin	1206	395	32.75		13	67	172	11	46	0						
Rubicon	562	104	18.51		0	31	53	5	1	0						

HURON COUNTY Statement of Vote
HURON_AUG2016_E

***Grand Totals 100001	REPUBLICAN 10TH CONGRESSIONAL REPRESENTATIVE															
	Registration	Ballots Cast	Turnout (%)		Tony Forlini	Paul Mitchell	Phillip Pavlov	Alan Sanborn	David J. VanAssche	Write-In						
Sand Beach	947	199	21.01		8	66	89	7	10	0						
Sebewaing	2097	367	17.50		15	98	141	13	9	0						
Sheridan	481	89	18.50		1	26	43	2	5	0						
Sherman	812	208	25.62		4	47	105	4	7	1						
Sigel	356	120	33.71		3	33	71	3	3	0						
Verona	970	252	25.98		10	71	112	12	9	0						
Winsor	1438	250	17.39		4	65	100	8	2	0						
Judicial	25147	5580	22.19		145	1445	2258	264	271	1						
City of Bad Axe	2204	495	22.46		14	129	202	34	27	0						
City of Caseville	624	132	21.15		1	33	34	11	0	0						
City of Harbor Beach	1225	206	16.82		5	60	86	11	8	0						
Village of Elkton	1088	234	21.51		3	64	96	5	17	0						
Village of Kinde	1145	222	19.39		16	58	74	10	14	0						
Village of Owendale	591	82	13.87		7	22	26	3	6	0						
Village of Pigeon	1438	250	17.39		4	65	100	8	2	0						
Village of Port Austin	1206	395	32.75		13	67	172	11	46	0						
Village of Port Hope	562	104	18.51		0	31	53	5	1	0						
Village of Sebewaing	2097	367	17.50		15	98	141	13	9	0						
Village of Ubly	1256	350	27.87		5	64	140	33	15	0						
No Village	9383	2004	21.36		63	469	802	88	110	0						
Port Austin Township Library Boa	1206	395	32.75		13	67	172	11	46	0						
Sebewaing Township Library Boa	2097	367	17.50		15	98	141	13	9	0						
Harbor Beach District Library Boa	4580	1025	22.38		23	296	495	39	32	1						
City of Bad Axe Del	2204	495	22.46		14	129	202	34	27	0						
City of Caseville Del	624	132	21.15		1	33	34	11	0	0						
City of Harbor Beach Del	1225	206	16.82		5	60	86	11	8	0						
Bingham Del	1256	350	27.87		5	64	140	33	15	0						
Bloomfield Del	321	93	28.97		2	31	42	5	2	0						
Brookfield Del	591	82	13.87		7	22	26	3	6	0						
Caseville Del	1521	352	23.14		3	105	110	22	15	0						
Chandler Del	355	71	20.00		3	19	34	4	2	0						
Colfax Del	1339	299	22.33		6	79	124	18	9	0						
Dwight Del	575	97	16.87		5	13	34	3	10	0						
Fairhaven Del	895	116	12.96		1	28	51	3	5	0						
Gore Del	137	36	26.28		0	11	15	1	0	0						
Grant Del	576	71	12.33		0	22	27	3	4	0						
Hume Del	629	193	30.68		2	53	67	9	25	0						
Huron Del	336	77	22.92		4	22	27	2	2	0						
Lake Del	771	169	21.92		5	33	38	8	9	0						
Lincoln Del	570	125	21.93		11	45	40	7	4	0						
McKinley Del	352	56	15.91		2	10	32	3	1	0						
Meade Del	536	237	44.22		7	68	91	10	17	0						
Oliver Del	1088	234	21.51		3	64	96	5	17	0						
Paris Del	357	95	26.61		1	28	49	4	1	0						
Pte. Aux Barques Del	20	10	50.00		0	2	7	0	0	0						
Port Austin Del	1206	395	32.75		13	67	172	11	46	0						
Rubicon Del	562	104	18.51		0	31	53	5	1	0						
Sand Beach Del	947	199	21.01		8	66	89	7	10	0						
Sebewaing Del	2097	367	17.50		15	98	141	13	9	0						
Sheridan Del	481	89	18.50		1	26	43	2	5	0						
Sherman Del	812	208	25.62		4	47	105	4	7	1						
Sigel Del	356	120	33.71		3	33	71	3	3	0						
Verona Del	970	252	25.98		10	71	112	12	9	0						
Winsor Del	1438	250	17.39		4	65	100	8	2	0						
Bad Axe Public Schools - Precinc	1339	299	22.33		6	79	124	18	9	0						
Caseville Public School - Precinct	624	132	21.15		1	33	34	11	0	0						
EPBP Laker Schools - Precinct 1	1088	234	21.51		3	64	96	5	17	0						
Harbor Beach Schools - Precinct	1225	206	16.82		5	60	86	11	8	0						
North Huron Schools - Precinct 1	536	237	44.22		7	68	91	10	17	0						
Owendale-Gagetown Schools - Pr	591	82	13.87		7	22	26	3	6	0						
Port Hope Community School - Pr	562	104	18.51		0	31	53	5	1	0						

HURON COUNTY Statement of Vote
HURON_AUG2016_E

***Grand Totals 100001	REPUBLICAN 10TH CONGRESSIONAL REPRESENTATIVE															
	Registration	Ballots Cast	Turnout (%)		Tony Fortini	Paul Mitchell	Phillip Pavlov	Alan Sanborn	David J. VanAssche	Write-in						
Ubly Community Schools - Precin	1256	350	27.87		5	64	140	33	15	0						
Unionville-Sebewaing Schools-Pr	2097	367	17.50		15	98	141	13	9	0						
Precinct Totals	25147	5580	22.19		145	1445	2258	264	271	1						
Election Day Totals	25147	0	0.00		0	0	0	0	0	0						
Clerk Pack Totals	25147	0	0.00		0	0	0	0	0	0						
Grand Totals	25147	5580	22.19		145	1445	2258	264	271	1						

HURON COUNTY Statement of Vote
HURON_AUG2016_E

100002	REPUBLICAN 84TH DISTRICT STATE REPRESENTATIVE																
	Registration	Ballots Cast	Turnout (%)		Edward J. Canfield	Write-In											
City of Bad Axe Precinct 1 1	2204	495	22.46		387	0											
City of Bad Axe Precinct 1 - Electi	2204	0	0.00		0	0											
City of Bad Axe Precinct 1 - Clerk	2204	0	0.00		0	0											
City of Caseville Precinct 1 32	624	132	21.15		77	0											
City of Caseville Precinct 1 - Elec	624	0	0.00		0	0											
City of Caseville Precinct 1 - Clerk	624	0	0.00		0	0											
City of Harbor Beach Precinct 1	1225	206	16.82		154	1											
City of Harbor Beach Precinct 1 -	1225	0	0.00		0	0											
City of Harbor Beach Precinct 1 -	1225	0	0.00		0	0											
Bingham Township Precinct 1 3	1256	350	27.87		239	0											
Bingham Township Precinct 1 - El	1256	0	0.00		0	0											
Bingham Township Precinct 1 - C	1256	0	0.00		0	0											
Bloomfield Township Precinct 1	321	93	28.97		80	0											
Bloomfield Township Precinct 1 -	321	0	0.00		0	0											
Bloomfield Township Precinct 1 -	321	0	0.00		0	0											
Brookfield Township Precinct 1 5	591	82	13.87		62	0											
Brookfield Township Precinct 1 - E	591	0	0.00		0	0											
Brookfield Township Precinct 1 - C	591	0	0.00		0	0											
Caseville Township Precinct 1 6	1521	352	23.14		245	0											
Caseville Township Precinct 1 - E	1521	0	0.00		0	0											
Caseville Township Precinct 1 - C	1521	0	0.00		0	0											
Chandler Township Precinct 1 7	355	71	20.00		65	0											
Chandler Township Precinct 1 - E	355	0	0.00		0	0											
Chandler Township Precinct 1 - C	355	0	0.00		0	0											
Colfax Township Precinct 1 8	1339	299	22.33		227	0											
Colfax Township Precinct 1 - Ele	1339	0	0.00		0	0											
Colfax Township Precinct 1 - Cle	1339	0	0.00		0	0											
Dwight Township Precinct 1 9	575	97	16.87		65	0											
Dwight Township Precinct 1 - Ele	575	0	0.00		0	0											
Dwight Township Precinct 1 - Cle	575	0	0.00		0	0											
Fairhaven Township Precinct 1 1	895	116	12.96		84	0											
Fairhaven Township Precinct 1 - E	895	0	0.00		0	0											
Fairhaven Township Precinct 1 - C	895	0	0.00		0	0											
Gore Township Precinct 1 11	137	36	26.28		22	0											
Gore Township Precinct 1 - Electi	137	0	0.00		0	0											
Gore Township Precinct 1 - Clerk	137	0	0.00		0	0											
Grant Township Precinct 1 12	576	71	12.33		51	0											
Grant Township Precinct 1 - Elect	576	0	0.00		0	0											
Grant Township Precinct 1 - Clerk	576	0	0.00		0	0											
Hume Township Precinct 1 13	629	193	30.68		134	0											
Hume Township Precinct 1 - Elect	629	0	0.00		0	0											
Hume Township Precinct 1 - Clerk	629	0	0.00		0	0											
Huron Township Precinct 1 14	336	77	22.92		52	0											
Huron Township Precinct 1 - Elec	336	0	0.00		0	0											
Huron Township Precinct 1 - Clerk	336	0	0.00		0	0											
Lake Township Precinct 1 15	771	169	21.92		89	0											
Lake Township Precinct 1 - Electi	771	0	0.00		0	0											
Lake Township Precinct 1 - Clerk	771	0	0.00		0	0											
Lincoln Township Precinct 1 16	570	125	21.93		91	0											
Lincoln Township Precinct 1 - Ele	570	0	0.00		0	0											
Lincoln Township Precinct 1 - Cle	570	0	0.00		0	0											
McKinley Township Precinct 1 17	352	56	15.91		48	0											
McKinley Township Precinct 1 - E	352	0	0.00		0	0											
McKinley Township Precinct 1 - C	352	0	0.00		0	0											
Meade Township Precinct 1 18	536	237	44.22		182	0											
Meade Township Precinct 1 - Elec	536	0	0.00		0	0											
Meade Township Precinct 1 - Cler	536	0	0.00		0	0											
Oliver Township Precinct 1 19	1088	234	21.51		175	0											
Oliver Township Precinct 1 - Elect	1088	0	0.00		0	0											
Oliver Township Precinct 1 - Clerk	1088	0	0.00		0	0											
Paris Township Precinct 1 20	357	95	26.61		69	0											

HURON COUNTY Statement of Vote
HURON_AUG2016_E

100002	REPUBLICAN 84TH DISTRICT STATE REPRESENTATIVE																
	Registration	Ballots Cast	Turnout (%)		Edward J. Canfield	Write-In											
Paris Township Precinct 1 - Electi	357	0	0.00		0	0											
Paris Township Precinct 1 - Clerk	357	0	0.00		0	0											
Pte. Aux Barques Township Preci	20	10	50.00		9	0											
Pte. Aux Barques Township Preci	20	0	0.00		0	0											
Pte. Aux Barques Township Preci	20	0	0.00		0	0											
Port Austin Township Precinct 1	1206	395	32.75		267	0											
Port Austin Township Precinct 1 -	1206	0	0.00		0	0											
Port Austin Township Precinct 1 -	1206	0	0.00		0	0											
Rubicon Township Precinct 1 23	562	104	18.51		84	0											
Rubicon Township Precinct 1 - El	562	0	0.00		0	0											
Rubicon Township Precinct 1 - Cl	562	0	0.00		0	0											
Sand Beach Township Precinct 1	947	199	21.01		176	0											
Sand Beach Township Precinct 1	947	0	0.00		0	0											
Sand Beach Township Precinct 1	947	0	0.00		0	0											
Sebewaing Township Precinct 1	2097	367	17.50		280	0											
Sebewaing Township Precinct 1 -	2097	0	0.00		0	0											
Sebewaing Township Precinct 1 -	2097	0	0.00		0	0											
Sheridan Township Precinct 1 2	481	89	18.50		71	0											
Sheridan Township Precinct 1 - E	481	0	0.00		0	0											
Sheridan Township Precinct 1 - C	481	0	0.00		0	0											
Sherman Township Precinct 1 2	812	208	25.62		151	0											
Sherman Township Precinct 1 - E	812	0	0.00		0	0											
Sherman Township Precinct 1 - C	812	0	0.00		0	0											
Sigel Township Precinct 1 28	356	120	33.71		103	0											
Sigel Township Precinct 1 - Electi	356	0	0.00		0	0											
Sigel Township Precinct 1 - Clerk	356	0	0.00		0	0											
Verona Township Precinct 1 29	970	252	25.98		202	0											
Verona Township Precinct 1 - Ele	970	0	0.00		0	0											
Verona Township Precinct 1 - Cle	970	0	0.00		0	0											
Winsor Township Precinct 1 30	1438	250	17.39		171	0											
Winsor Township Precinct 1 - Ele	1438	0	0.00		0	0											
Winsor Township Precinct 1 - Cle	1438	0	0.00		0	0											
District 1	3583	565	15.77		426	0											
District 2	3482	813	23.35		581	0											
District 3	3935	790	20.08		541	0											
District 4	3318	841	25.35		649	0											
District 5	3530	867	24.56		692	0											
District 6	3528	715	20.27		568	1											
District 7	3771	989	26.23		655	0											
Bingham	1256	350	27.87		239	0											
Bloomfield	321	93	28.97		80	0											
Brookfield	591	82	13.87		62	0											
Caseville	1521	352	23.14		245	0											
Chandler	355	71	20.00		65	0											
Colfax	1339	299	22.33		227	0											
Dwight	575	97	16.87		65	0											
Fairhaven	895	116	12.96		84	0											
Gore	137	36	26.28		22	0											
Grant	576	71	12.33		51	0											
Hume	629	193	30.68		134	0											
Huron	336	77	22.92		52	0											
Lake	771	169	21.92		89	0											
Lincoln	570	125	21.93		91	0											
McKinley	352	56	15.91		48	0											
Meade	536	237	44.22		182	0											
Oliver	1088	234	21.51		175	0											
Paris	357	95	26.61		69	0											
Pte. Aux Barques	20	10	50.00		9	0											
Port Austin	1206	395	32.75		267	0											
Rubicon	562	104	18.51		84	0											

HURON COUNTY Statement of Vote
HURON_AUG2016_E

***Grand Totals 100002	REPUBLICAN 84TH DISTRICT STATE REPRESENTATIVE																
	Registration	Ballots Cast	Turnout (%)		Edward J. Canfield	Write-In											
Sand Beach	947	199	21.01		176	0											
Sebewaing	2097	367	17.50		280	0											
Sheridan	481	89	18.50		71	0											
Sherman	812	208	25.62		151	0											
Sigel	356	120	33.71		103	0											
Verona	970	252	25.98		202	0											
Winsor	1438	250	17.39		171	0											
Judicial	25147	5580	22.19		4112	1											
City of Bad Axe	2204	495	22.46		387	0											
City of Caseville	624	132	21.15		77	0											
City of Harbor Beach	1225	206	16.82		154	1											
Village of Elkton	1088	234	21.51		175	0											
Village of Kinde	1145	222	19.39		156	0											
Village of Owendale	591	82	13.87		62	0											
Village of Pigeon	1438	250	17.39		171	0											
Village of Port Austin	1206	395	32.75		267	0											
Village of Port Hope	562	104	18.51		84	0											
Village of Sebewaing	2097	367	17.50		280	0											
Village of Ubly	1256	350	27.87		239	0											
No Village	9383	2004	21.36		1434	0											
Port Austin Township Library Boa	1206	395	32.75		267	0											
Sebewaing Township Library Boa	2097	367	17.50		280	0											
Harbor Beach District Library Boa	4580	1025	22.38		817	1											
City of Bad Axe Del	2204	495	22.46		387	0											
City of Caseville Del	624	132	21.15		77	0											
City of Harbor Beach Del	1225	206	16.82		154	1											
Bingham Del	1256	350	27.87		239	0											
Bloomfield Del	321	93	28.97		80	0											
Brookfield Del	591	82	13.87		62	0											
Caseville Del	1521	352	23.14		245	0											
Chandler Del	355	71	20.00		65	0											
Colfax Del	1339	299	22.33		227	0											
Dwight Del	575	97	16.87		65	0											
Fairhaven Del	895	116	12.96		84	0											
Gore Del	137	36	26.28		22	0											
Grant Del	576	71	12.33		51	0											
Hume Del	629	193	30.68		134	0											
Huron Del	336	77	22.92		52	0											
Lake Del	771	169	21.92		89	0											
Lincoln Del	570	125	21.93		91	0											
McKinley Del	352	56	15.91		48	0											
Meade Del	536	237	44.22		182	0											
Oliver Del	1088	234	21.51		175	0											
Paris Del	357	95	26.61		69	0											
Pte. Aux Barques Del	20	10	50.00		9	0											
Port Austin Del	1206	395	32.75		267	0											
Rubicon Del	562	104	18.51		84	0											
Sand Beach Del	947	199	21.01		176	0											
Sebewaing Del	2097	367	17.50		280	0											
Sheridan Del	481	89	18.50		71	0											
Sherman Del	812	208	25.62		151	0											
Sigel Del	356	120	33.71		103	0											
Verona Del	970	252	25.98		202	0											
Winsor Del	1438	250	17.39		171	0											
Bad Axe Public Schools - Precinc	1339	299	22.33		227	0											
Caseville Public School - Precinct	624	132	21.15		77	0											
EPBP Laker Schools - Precinct 1	1088	234	21.51		175	0											
Harbor Beach Schools - Precinct	1225	206	16.82		154	1											
North Huron Schools - Precinct 1	536	237	44.22		182	0											
Owendale-Gagetown Schools - Pr	591	82	13.87		62	0											
Port Hope Community School - Pr	562	104	18.51		84	0											

HURON COUNTY Statement of Vote
HURON_AUG2016_E

***Grand Totals 100002	REPUBLICAN 84TH DISTRICT STATE REPRESENTATIVE															
	Registration	Ballots Cast	Turnout (%)		Edward J. Canfield	Write-in										
Ubly Community Schools - Precin	1256	350	27.87		239	0										
Unionville-Sebewaing Schools-Pr	2097	367	17.50		280	0										
Precinct Totals	25147	5580	22.19		4112	1										
Election Day Totals	25147	0	0.00		0	0										
Clerk Pack Totals	25147	0	0.00		0	0										
Grand Totals	25147	5580	22.19		4112	1										

HURON COUNTY Statement of Vote
HURON_AUG2016_E

200161	DEMOCRATIC 10TH CONGRESSIONAL REPRESENTATIVE																
	Registration	Ballots Cast	Turnout (%)		Frank Accavitti Jr.	Write-In											
City of Bad Axe Precinct 1 1	2204	495	22.46		38	0											
City of Bad Axe Precinct 1 - Electi	2204	0	0.00		0	0											
City of Bad Axe Precinct 1 - Clerk	2204	0	0.00		0	0											
City of Caseville Precinct 1 32	624	132	21.15		31	0											
City of Caseville Precinct 1 - Elec	624	0	0.00		0	0											
City of Caseville Precinct 1 - Clerl	624	0	0.00		0	0											
City of Harbor Beach Precinct 1	1225	206	16.82		17	1											
City of Harbor Beach Precinct 1 -	1225	0	0.00		0	0											
City of Harbor Beach Precinct 1 -	1225	0	0.00		0	0											
Bingham Township Precinct 1 3	1256	350	27.87		43	0											
Bingham Township Precinct 1 - El	1256	0	0.00		0	0											
Bingham Township Precinct 1 - C	1256	0	0.00		0	0											
Bloomfield Township Precinct 1	321	93	28.97		1	0											
Bloomfield Township Precinct 1 -	321	0	0.00		0	0											
Bloomfield Township Precinct 1 -	321	0	0.00		0	0											
Brookfield Township Precinct 1 5	591	82	13.87		6	0											
Brookfield Township Precinct 1 - [	591	0	0.00		0	0											
Brookfield Township Precinct 1 - (	591	0	0.00		0	0											
Caseville Township Precinct 1 6	1521	352	23.14		57	0											
Caseville Township Precinct 1 - E	1521	0	0.00		0	0											
Caseville Township Precinct 1 - C	1521	0	0.00		0	0											
Chandler Township Precinct 1 7	355	71	20.00		1	0											
Chandler Township Precinct 1 - E	355	0	0.00		0	0											
Chandler Township Precinct 1 - C	355	0	0.00		0	0											
Colfax Township Precinct 1 8	1339	299	22.33		20	0											
Colfax Township Precinct 1 - Ele	1339	0	0.00		0	0											
Colfax Township Precinct 1 - Cle	1339	0	0.00		0	0											
Dwight Township Precinct 1 9	575	97	16.87		4	0											
Dwight Township Precinct 1 - Ele	575	0	0.00		0	0											
Dwight Township Precinct 1 - Cle	575	0	0.00		0	0											
Fairhaven Township Precinct 1 1	895	116	12.96		12	0											
Fairhaven Township Precinct 1 - E	895	0	0.00		0	0											
Fairhaven Township Precinct 1 - (	895	0	0.00		0	0											
Gore Township Precinct 1 11	137	36	26.28		7	0											
Gore Township Precinct 1 - Electi	137	0	0.00		0	0											
Gore Township Precinct 1 - Clerk	137	0	0.00		0	0											
Grant Township Precinct 1 12	576	71	12.33		11	0											
Grant Township Precinct 1 - Elect	576	0	0.00		0	0											
Grant Township Precinct 1 - Clerk	576	0	0.00		0	0											
Hume Township Precinct 1 13	629	193	30.68		13	0											
Hume Township Precinct 1 - Elect	629	0	0.00		0	0											
Hume Township Precinct 1 - Clerl	629	0	0.00		0	0											
Huron Township Precinct 1 14	336	77	22.92		4	0											
Huron Township Precinct 1 - Elec	336	0	0.00		0	0											
Huron Township Precinct 1 - Clerl	336	0	0.00		0	0											
Lake Township Precinct 1 15	771	169	21.92		41	0											
Lake Township Precinct 1 - Electi	771	0	0.00		0	0											
Lake Township Precinct 1 - Clerk	771	0	0.00		0	0											
Lincoln Township Precinct 1 16	570	125	21.93		6	0											
Lincoln Township Precinct 1 - Ele	570	0	0.00		0	0											
Lincoln Township Precinct 1 - Cle	570	0	0.00		0	0											
McKinley Township Precinct 1 1	352	56	15.91		1	0											
McKinley Township Precinct 1 - E	352	0	0.00		0	0											
McKinley Township Precinct 1 - C	352	0	0.00		0	0											
Meade Township Precinct 1 18	536	237	44.22		8	0											
Meade Township Precinct 1 - Ele	536	0	0.00		0	0											
Meade Township Precinct 1 - Cler	536	0	0.00		0	0											
Oliver Township Precinct 1 19	1088	234	21.51		18	0											
Oliver Township Precinct 1 - Elect	1088	0	0.00		0	0											
Oliver Township Precinct 1 - Clerl	1088	0	0.00		0	0											
Paris Township Precinct 1 20	357	95	26.61		2	0											

HURON COUNTY Statement of Vote
HURON_AUG2016_E

200161	DEMOCRATIC 10TH CONGRESSIONAL REPRESENTATIVE																
	Registration	Ballots Cast	Turnout (%)		Frank Accavitti Jr.	Write-In											
Paris Township Precinct 1 - Electi	357	0	0.00		0	0											
Paris Township Precinct 1 - Clerk	357	0	0.00		0	0											
Pte. Aux Barques Township Preci	20	10	50.00		0	0											
Pte. Aux Barques Township Preci	20	0	0.00		0	0											
Pte. Aux Barques Township Preci	20	0	0.00		0	0											
Port Austin Township Precinct 1	1206	395	32.75		47	0											
Port Austin Township Precinct 1 -	1206	0	0.00		0	0											
Port Austin Township Precinct 1 -	1206	0	0.00		0	0											
Rubicon Township Precinct 1 23	562	104	18.51		9	0											
Rubicon Township Precinct 1 - El	562	0	0.00		0	0											
Rubicon Township Precinct 1 - Cl	562	0	0.00		0	0											
Sand Beach Township Precinct 1	947	199	21.01		6	0											
Sand Beach Township Precinct 1	947	0	0.00		0	0											
Sand Beach Township Precinct 1	947	0	0.00		0	0											
Sebewaing Township Precinct 1	2097	367	17.50		23	0											
Sebewaing Township Precinct 1 -	2097	0	0.00		0	0											
Sebewaing Township Precinct 1 -	2097	0	0.00		0	0											
Sheridan Township Precinct 1 2	481	89	18.50		4	0											
Sheridan Township Precinct 1 - E	481	0	0.00		0	0											
Sheridan Township Precinct 1 - C	481	0	0.00		0	0											
Sherman Township Precinct 1 2	812	208	25.62		15	0											
Sherman Township Precinct 1 - E	812	0	0.00		0	0											
Sherman Township Precinct 1 - C	812	0	0.00		0	0											
Sigel Township Precinct 1 28	356	120	33.71		3	0											
Sigel Township Precinct 1 - Electi	356	0	0.00		0	0											
Sigel Township Precinct 1 - Clerk	356	0	0.00		0	0											
Verona Township Precinct 1 29	970	252	25.98		12	0											
Verona Township Precinct 1 - Ele	970	0	0.00		0	0											
Verona Township Precinct 1 - Cle	970	0	0.00		0	0											
Winsor Township Precinct 1 30	1438	250	17.39		33	0											
Winsor Township Precinct 1 - Ele	1438	0	0.00		0	0											
Winsor Township Precinct 1 - Cle	1438	0	0.00		0	0											
District 1	3583	565	15.77		41	0											
District 2	3482	813	23.35		75	0											
District 3	3935	790	20.08		122	0											
District 4	3318	841	25.35		47	0											
District 5	3530	867	24.56		53	0											
District 6	3528	715	20.27		44	1											
District 7	3771	989	26.23		111	0											
Bingham	1256	350	27.87		43	0											
Bloomfield	321	93	28.97		1	0											
Brookfield	591	82	13.87		6	0											
Caseville	1521	352	23.14		57	0											
Chandler	355	71	20.00		1	0											
Colfax	1339	299	22.33		20	0											
Dwight	575	97	16.87		4	0											
Fairhaven	895	116	12.96		12	0											
Gore	137	36	26.28		7	0											
Grant	576	71	12.33		11	0											
Hume	629	193	30.68		13	0											
Huron	336	77	22.92		4	0											
Lake	771	169	21.92		41	0											
Lincoln	570	125	21.93		6	0											
McKinley	352	56	15.91		1	0											
Meade	536	237	44.22		8	0											
Oliver	1088	234	21.51		18	0											
Paris	357	95	26.61		2	0											
Pte. Aux Barques	20	10	50.00		0	0											
Port Austin	1206	395	32.75		47	0											
Rubicon	562	104	18.51		9	0											

HURON COUNTY Statement of Vote
HURON_AUG2016_E

***Grand Totals 200161	DEMOCRATIC 10TH CONGRESSIONAL REPRESENTATIVE															
	Registration	Ballots Cast	Turnout (%)		Frank Accavitti Jr.	Write-In										
Sand Beach	947	199	21.01		6	0										
Sebewaing	2097	367	17.50		23	0										
Sheridan	481	89	18.50		4	0										
Sherman	812	208	25.62		15	0										
Sigel	356	120	33.71		3	0										
Verona	970	252	25.98		12	0										
Winsor	1438	250	17.39		33	0										
Judicial	25147	5580	22.19		493	1										
City of Bad Axe	2204	495	22.46		38	0										
City of Caseville	624	132	21.15		31	0										
City of Harbor Beach	1225	206	16.82		17	1										
Village of Elkton	1088	234	21.51		18	0										
Village of Kinde	1145	222	19.39		10	0										
Village of Owendale	591	82	13.87		6	0										
Village of Pigeon	1438	250	17.39		33	0										
Village of Port Austin	1206	395	32.75		47	0										
Village of Port Hope	562	104	18.51		9	0										
Village of Sebewaing	2097	367	17.50		23	0										
Village of Ubly	1256	350	27.87		43	0										
No Village	9383	2004	21.36		189	0										
Port Austin Township Library Boa	1206	395	32.75		47	0										
Sebewaing Township Library Boa	2097	367	17.50		23	0										
Harbor Beach District Library Boa	4580	1025	22.38		53	1										
City of Bad Axe Del	2204	495	22.46		38	0										
City of Caseville Del	624	132	21.15		31	0										
City of Harbor Beach Del	1225	206	16.82		17	1										
Bingham Del	1256	350	27.87		43	0										
Bloomfield Del	321	93	28.97		1	0										
Brookfield Del	591	82	13.87		6	0										
Caseville Del	1521	352	23.14		57	0										
Chandler Del	355	71	20.00		1	0										
Colfax Del	1339	299	22.33		20	0										
Dwight Del	575	97	16.87		4	0										
Fairhaven Del	895	116	12.96		12	0										
Gore Del	137	36	26.28		7	0										
Grant Del	576	71	12.33		11	0										
Hume Del	629	193	30.68		13	0										
Huron Del	336	77	22.92		4	0										
Lake Del	771	169	21.92		41	0										
Lincoln Del	570	125	21.93		6	0										
McKinley Del	352	56	15.91		1	0										
Meade Del	536	237	44.22		8	0										
Oliver Del	1088	234	21.51		18	0										
Paris Del	357	95	26.61		2	0										
Pte. Aux Barques Del	20	10	50.00		0	0										
Port Austin Del	1206	395	32.75		47	0										
Rubicon Del	562	104	18.51		9	0										
Sand Beach Del	947	199	21.01		6	0										
Sebewaing Del	2097	367	17.50		23	0										
Sheridan Del	481	89	18.50		4	0										
Sherman Del	812	208	25.62		15	0										
Sigel Del	356	120	33.71		3	0										
Verona Del	970	252	25.98		12	0										
Winsor Del	1438	250	17.39		33	0										
Bad Axe Public Schools - Precinc	1339	299	22.33		20	0										
Caseville Public School - Precinct	624	132	21.15		31	0										
EPSP Laker Schools - Precinct 1	1088	234	21.51		18	0										
Harbor Beach Schools - Precinct	1225	206	16.82		17	1										
North Huron Schools - Precinct 1	536	237	44.22		8	0										
Owendale-Gagetown Schools - Pr	591	82	13.87		6	0										
Port Hope Community School - Pr	562	104	18.51		9	0										

HURON COUNTY Statement of Vote
HURON_AUG2016_E

***Grand Totals 200161	DEMOCRATIC 10TH CONGRESSIONAL REPRESENTATIVE															
	Registration	Ballots Cast	Turnout (%)		Frank Accavitti Jr.	Write-In										
Ubly Community Schools - Precin	1256	350	27.87		43	0										
Unionville-Sebewaing Schools-Pr	2097	367	17.50		23	0										
Precinct Totals	25147	5580	22.19		493	1										
Election Day Totals	25147	0	0.00		0	0										
Clerk Pack Totals	25147	0	0.00		0	0										
Grand Totals	25147	5580	22.19		493	1										

HURON COUNTY Statement of Vote
HURON_AUG2016_E

200162	DEMOCRATIC 84TH DISTRICT STATE REPRESENTATIVE																
	Registration	Ballots Cast	Turnout (%)		Chuck Stadler	James L. Wencel	Write-In										
City of Bad Axe Precinct 1 1	2204	495	22.46		13	35	0										
City of Bad Axe Precinct 1 - Electi	2204	0	0.00		0	0	0										
City of Bad Axe Precinct 1 - Clerk	2204	0	0.00		0	0	0										
City of Caseville Precinct 1 32	624	132	21.15		8	22	0										
City of Caseville Precinct 1 - Elect	624	0	0.00		0	0	0										
City of Caseville Precinct 1 - Clerl	624	0	0.00		0	0	0										
City of Harbor Beach Precinct 1	1225	206	16.82		2	17	0										
City of Harbor Beach Precinct 1 -	1225	0	0.00		0	0	0										
City of Harbor Beach Precinct 1 -	1225	0	0.00		0	0	0										
Bingham Township Precinct 1 3	1256	350	27.87		6	41	0										
Bingham Township Precinct 1 - El	1256	0	0.00		0	0	0										
Bingham Township Precinct 1 - C	1256	0	0.00		0	0	0										
Bloomfield Township Precinct 1	321	93	28.97		1	1	0										
Bloomfield Township Precinct 1 -	321	0	0.00		0	0	0										
Bloomfield Township Precinct 1 -	321	0	0.00		0	0	0										
Brookfield Township Precinct 1 5	591	82	13.87		2	9	0										
Brookfield Township Precinct 1 - I	591	0	0.00		0	0	0										
Brookfield Township Precinct 1 - (	591	0	0.00		0	0	0										
Caseville Township Precinct 1 6	1521	352	23.14		23	41	0										
Caseville Township Precinct 1 - E	1521	0	0.00		0	0	0										
Caseville Township Precinct 1 - C	1521	0	0.00		0	0	0										
Chandler Township Precinct 1 7	355	71	20.00		1	0	0										
Chandler Township Precinct 1 - E	355	0	0.00		0	0	0										
Chandler Township Precinct 1 - C	355	0	0.00		0	0	0										
Colfax Township Precinct 1 8	1339	299	22.33		4	19	0										
Colfax Township Precinct 1 - Ele	1339	0	0.00		0	0	0										
Colfax Township Precinct 1 - Cle	1339	0	0.00		0	0	0										
Dwight Township Precinct 1 9	575	97	16.87		1	3	0										
Dwight Township Precinct 1 - Ele	575	0	0.00		0	0	0										
Dwight Township Precinct 1 - Cle	575	0	0.00		0	0	0										
Fairhaven Township Precinct 1 1	895	116	12.96		5	11	0										
Fairhaven Township Precinct 1 - I	895	0	0.00		0	0	0										
Fairhaven Township Precinct 1 - (	895	0	0.00		0	0	0										
Gore Township Precinct 1 11	137	36	26.28		1	7	0										
Gore Township Precinct 1 - Electi	137	0	0.00		0	0	0										
Gore Township Precinct 1 - Clerk	137	0	0.00		0	0	0										
Grant Township Precinct 1 12	576	71	12.33		3	9	0										
Grant Township Precinct 1 - Elect	576	0	0.00		0	0	0										
Grant Township Precinct 1 - Clerk	576	0	0.00		0	0	0										
Hume Township Precinct 1 13	629	193	30.68		4	11	0										
Hume Township Precinct 1 - Elect	629	0	0.00		0	0	0										
Hume Township Precinct 1 - Clerl	629	0	0.00		0	0	0										
Huron Township Precinct 1 14	336	77	22.92		3	3	0										
Huron Township Precinct 1 - Elec	336	0	0.00		0	0	0										
Huron Township Precinct 1 - Clerl	336	0	0.00		0	0	0										
Lake Township Precinct 1 15	771	169	21.92		12	29	0										
Lake Township Precinct 1 - Electi	771	0	0.00		0	0	0										
Lake Township Precinct 1 - Clerk	771	0	0.00		0	0	0										
Lincoln Township Precinct 1 16	570	125	21.93		2	6	0										
Lincoln Township Precinct 1 - Ele	570	0	0.00		0	0	0										
Lincoln Township Precinct 1 - Cle	570	0	0.00		0	0	0										
McKinley Township Precinct 1 1	352	56	15.91		0	1	0										
McKinley Township Precinct 1 - E	352	0	0.00		0	0	0										
McKinley Township Precinct 1 - C	352	0	0.00		0	0	0										
Meade Township Precinct 1 18	536	237	44.22		1	9	0										
Meade Township Precinct 1 - Elec	536	0	0.00		0	0	0										
Meade Township Precinct 1 - Cler	536	0	0.00		0	0	0										
Oliver Township Precinct 1 19	1088	234	21.51		1	20	0										
Oliver Township Precinct 1 - Elect	1088	0	0.00		0	0	0										
Oliver Township Precinct 1 - Clerl	1088	0	0.00		0	0	0										
Paris Township Precinct 1 20	357	95	26.61		0	3	0										

HURON COUNTY Statement of Vote
HURON_AUG2016_E

200162	DEMOCRATIC 84TH DISTRICT STATE REPRESENTATIVE																
	Registration	Ballots Cast	Turnout (%)		Chuck Stadler	James L. Wencel	Write-In										
Paris Township Precinct 1 - Electi	357	0	0.00		0	0	0										
Paris Township Precinct 1 - Clerk	357	0	0.00		0	0	0										
Pte. Aux Barques Township Preci	20	10	50.00		0	0	0										
Pte. Aux Barques Township Preci	20	0	0.00		0	0	0										
Pte. Aux Barques Township Preci	20	0	0.00		0	0	0										
Port Austin Township Precinct 1	1206	395	32.75		12	41	0										
Port Austin Township Precinct 1 -	1206	0	0.00		0	0	0										
Port Austin Township Precinct 1 -	1206	0	0.00		0	0	0										
Rubicon Township Precinct 1 23	562	104	18.51		2	8	0										
Rubicon Township Precinct 1 - El	562	0	0.00		0	0	0										
Rubicon Township Precinct 1 - Cl	562	0	0.00		0	0	0										
Sand Beach Township Precinct 1	947	199	21.01		1	5	0										
Sand Beach Township Precinct 1	947	0	0.00		0	0	0										
Sand Beach Township Precinct 1	947	0	0.00		0	0	0										
Sebewaing Township Precinct 1	2097	367	17.50		7	20	0										
Sebewaing Township Precinct 1 -	2097	0	0.00		0	0	0										
Sebewaing Township Precinct 1 -	2097	0	0.00		0	0	0										
Sheridan Township Precinct 1 2(	481	89	18.50		1	3	0										
Sheridan Township Precinct 1 - E	481	0	0.00		0	0	0										
Sheridan Township Precinct 1 - C	481	0	0.00		0	0	0										
Sherman Township Precinct 1 2	812	208	25.62		7	9	0										
Sherman Township Precinct 1 - E	812	0	0.00		0	0	0										
Sherman Township Precinct 1 - C	812	0	0.00		0	0	0										
Sigel Township Precinct 1 28	356	120	33.71		1	2	0										
Sigel Township Precinct 1 - Electi	356	0	0.00		0	0	0										
Sigel Township Precinct 1 - Clerk	356	0	0.00		0	0	0										
Verona Township Precinct 1 29	970	252	25.98		5	8	0										
Verona Township Precinct 1 - Ele	970	0	0.00		0	0	0										
Verona Township Precinct 1 - Cle	970	0	0.00		0	0	0										
Winsor Township Precinct 1 30	1438	250	17.39		6	37	0										
Winsor Township Precinct 1 - Ele	1438	0	0.00		0	0	0										
Winsor Township Precinct 1 - Cle	1438	0	0.00		0	0	0										
District 1	3583	565	15.77		14	40	0										
District 2	3482	813	23.35		17	65	0										
District 3	3935	790	20.08		37	101	0										
District 4	3318	841	25.35		7	48	0										
District 5	3530	867	24.56		19	45	0										
District 6	3528	715	20.27		10	41	0										
District 7	3771	989	26.23		31	90	0										
Bingham	1256	350	27.87		6	41	0										
Bloomfield	321	93	28.97		1	1	0										
Brookfield	591	82	13.87		2	9	0										
Caseville	1521	352	23.14		23	41	0										
Chandler	355	71	20.00		1	0	0										
Colfax	1339	299	22.33		4	19	0										
Dwight	575	97	16.87		1	3	0										
Fairhaven	895	116	12.96		5	11	0										
Gore	137	36	26.28		1	7	0										
Grant	576	71	12.33		3	9	0										
Hume	629	193	30.68		4	11	0										
Huron	336	77	22.92		3	3	0										
Lake	771	169	21.92		12	29	0										
Lincoln	570	125	21.93		2	6	0										
McKinley	352	56	15.91		0	1	0										
Meade	536	237	44.22		1	9	0										
Oliver	1088	234	21.51		1	20	0										
Paris	357	95	26.61		0	3	0										
Pte. Aux Barques	20	10	50.00		0	0	0										
Port Austin	1206	395	32.75		12	41	0										
Rubicon	562	104	18.51		2	8	0										

HURON COUNTY Statement of Vote
HURON_AUG2016_E

***Grand Totals 200162	DEMOCRATIC 84TH DISTRICT STATE REPRESENTATIVE																
	Registration	Ballots Cast	Turnout (%)		Chuck Stadler	James L. Wencel	Write-In										
Sand Beach	947	199	21.01		1	5	0										
Sebewaing	2097	367	17.50		7	20	0										
Sheridan	481	89	18.50		1	3	0										
Sherman	812	208	25.62		7	9	0										
Sigel	356	120	33.71		1	2	0										
Verona	970	252	25.98		5	8	0										
Winsor	1438	250	17.39		6	37	0										
Judicial	25147	5580	22.19		135	430	0										
City of Bad Axe	2204	495	22.46		13	35	0										
City of Caseville	624	132	21.15		8	22	0										
City of Harbor Beach	1225	206	16.82		2	17	0										
Village of Elkton	1088	234	21.51		1	20	0										
Village of Kinde	1145	222	19.39		3	9	0										
Village of Owendale	591	82	13.87		2	9	0										
Village of Pigeon	1438	250	17.39		6	37	0										
Village of Port Austin	1206	395	32.75		12	41	0										
Village of Port Hope	562	104	18.51		2	8	0										
Village of Sebewaing	2097	367	17.50		7	20	0										
Village of Ubly	1256	350	27.87		6	41	0										
No Village	9383	2004	21.36		39	185	0										
Port Austin Township Library Boa	1206	395	32.75		12	41	0										
Sebewaing Township Library Boa	2097	367	17.50		7	20	0										
Harbor Beach District Library Boa	4580	1025	22.38		14	45	0										
City of Bad Axe Del	2204	495	22.46		13	35	0										
City of Ceseville Del	624	132	21.15		8	22	0										
City of Herbor Beach Del	1225	206	16.82		2	17	0										
Bingham Del	1256	350	27.87		6	41	0										
Bloomfield Del	321	93	28.97		1	1	0										
Brookfield Del	591	82	13.87		2	9	0										
Caseville Del	1521	352	23.14		23	41	0										
Chandler Del	355	71	20.00		1	0	0										
Colfax Del	1339	299	22.33		4	19	0										
Dwight Del	575	97	16.87		1	3	0										
Fairhaven Del	895	116	12.96		5	11	0										
Gore Del	137	36	26.28		1	7	0										
Grant Del	576	71	12.33		3	9	0										
Hume Del	629	193	30.68		4	11	0										
Huron Del	336	77	22.92		3	3	0										
Lake Del	771	169	21.92		12	29	0										
Lincoln Del	570	125	21.93		2	6	0										
McKinley Del	352	56	15.91		0	1	0										
Meade Del	536	237	44.22		1	9	0										
Oliver Del	1088	234	21.51		1	20	0										
Paris Del	357	95	26.61		0	3	0										
Pte. Aux Barques Del	20	10	50.00		0	0	0										
Port Austin Del	1206	395	32.75		12	41	0										
Rubicon Del	562	104	18.51		2	8	0										
Sand Beach Del	947	199	21.01		1	5	0										
Sebewaing Del	2097	367	17.50		7	20	0										
Sheridan Del	481	89	18.50		1	3	0										
Sherman Del	812	208	25.62		7	9	0										
Sigel Del	356	120	33.71		1	2	0										
Verona Del	970	252	25.98		5	8	0										
Winsor Del	1438	250	17.39		6	37	0										
Bad Axe Public Schools - Precinc	1339	299	22.33		4	19	0										
Caseville Public School - Precinct	624	132	21.15		8	22	0										
EPBP Laker Schools - Precinct 1	1088	234	21.51		1	20	0										
Harbor Beach Schools - Precinct	1225	206	16.82		2	17	0										
North Huron Schools - Precinct 1	536	237	44.22		1	9	0										
Owendale-Gagetown Schools - Pr	591	82	13.87		2	9	0										
Port Hope Community School - Pr	562	104	18.51		2	8	0										

HURON COUNTY Statement of Vote
HURON_AUG2016_E

***Grand Totals 200162	DEMOCRATIC 84TH DISTRICT STATE REPRESENTATIVE															
	Registration	Ballots Cast	Turnout (%)		Chuck Stadler	James L. Wencel	Write-In									
Ubly Community Schools - Precin	1256	350	27.87		6	41	0									
Unionville-Sebewaing Schools-Pr	2097	367	17.50		7	20	0									
Precinct Totals	25147	5580	22.19		135	430	0									
Election Day Totals	25147	0	0.00		0	0	0									
Clerk Pack Totals	25147	0	0.00		0	0	0									
Grand Totals	25147	5580	22.19		135	430	0									

Huron_Aug2016_E

August 2, 2016

Precinct Report

Huron County

OFFICIAL

City of Bad Axe Precinct 1

Registration & Turnout			2,222
Election Day Manual Entry Turnout		495	22.28%
Election Day Turnout		0	0.00%
Clerk Pack Turnout		0	0.00%
	Total...	495	22.28%

REP - 10th Congressional Representative		
Tony Forlini	14	3.45%
Paul Mitchell	129	31.77%
Phillip Pavlov	**202**	**49.75%**
Alan Sanborn	34	8.37%
David J. VanAssche	27	6.65%
Total...	406	100.00%

REP - 84th District State Representative		
Edward J. Canfield	**387**	**100.00%**
Total...	387	100.00%

REP - Prosecuting Attorney		
Timothy J. Rutkowski	**369**	**100.00%**
Total...	369	100.00%

REP - Sheriff		
Jim Blaszyk	63	14.32%
Kelly J. Hanson	**377**	**85.68%**
Total...	440	100.00%

REP - County Clerk		
Lori Neal-Wonsowicz	**369**	**100.00%**
Total...	369	100.00%

REP - Treasurer		
Christopher J. Bachman	162	36.90%
Debra McCollum	**277**	**63.10%**
Total...	439	100.00%

REP - Register of Deeds		
Sheri L. Stanton	**392**	**100.00%**
Total...	392	100.00%

REP - County Commissioner District 5		
John L. Bodis	**391**	**100.00%**
Total...	391	100.00%

REP - City of Bad Axe Pct. Del - Rep.		
Carolyn J. Campagna	169	48.70%
Anne C. Maedel-Cook	178	51.30%
Total...	347	100.00%

DEM - 10th Congressional Representative		
Frank Accavitti Jr.	**38**	**100.00%**
Total...	38	100.00%

DEM - 84th District State Representative		
Chuck Stadler	13	27.08%

City of Bad Axe Precinct 1

DEM - 84th District State Representative		
James L. Wencel	**35**	**72.92%**
Total...	48	100.00%

DEM - City of Bad Axe Pct. Del - Dem.		
David A. McDonald	**25**	**100.00%**
Total...	25	100.00%

Huron_Aug2016_E

August 2, 2016

Precinct Report

Huron County

OFFICIAL

City of Caseville Precinct 1

Registration & Turnout			950
Election Day Manual Entry Turnout	132	13.89%	
Election Day Turnout	0	0.00%	
Clerk Pack Turnout	0	0.00%	
Total...	132	13.89%	

REP - 10th Congressional Representative		
Tony Forlini	1	1.27%
Paul Mitchell	33	41.77%
Phillip Pavlov	34	43.04%
Alan Sanborn	11	13.92%
David J. VanAssche	0	0.00%
Total...	79	100.00%

REP - 84th District State Representative		
Edward J. Canfield	77	100.00%
Total...	77	100.00%

REP - Prosecuting Attorney		
Timothy J. Rutkowski	80	100.00%
Total...	80	100.00%

REP - Sheriff		
Jim Blaszyk	13	15.12%
Kelly J. Hanson	73	84.88%
Total...	86	100.00%

REP - County Clerk		
Lori Neal-Wonsowicz	76	100.00%
Total...	76	100.00%

REP - Treasurer		
Christopher J. Bachman	27	32.53%
Debra McCollum	56	67.47%
Total...	83	100.00%

REP - Register of Deeds		
Sheri L. Stanton	75	100.00%
Total...	75	100.00%

REP - County Commissioner District 3		
Todd Talaski	75	100.00%
Total...	75	100.00%

DEM - 10th Congressional Representative		
Frank Accavitti Jr.	31	100.00%
Total...	31	100.00%

DEM - 84th District State Representative		
Chuck Stadler	8	26.67%
James L. Wencel	22	73.33%
Total...	30	100.00%

DEM - County Commissioner District 3		
Terry L. Brown	30	100.00%
Total...	30	100.00%

City of Caseville Precinct 1

DEM - City of Caseville Precinct Del. - Dem		
Dorothy J. Rathje	24	46.15%
Kenneth Rathje	28	53.85%
Total...	52	100.00%

Huron_Aug2016_E

August 2, 2016

Precinct Report

Huron County

OFFICIAL

City of Harbor Beach Precinct 1

Registration & Turnout			1,255
Election Day Manual Entry Turnout		206	16.41%
Election Day Turnout		0	0.00%
Clerk Pack Turnout		0	0.00%
	Total...	206	16.41%

REP - 10th Congressional Representative			
Tony Forlini		5	2.94%
Paul Mitchell		60	35.29%
Phillip Pavlov		**86**	**50.59%**
Alan Sanborn		11	6.47%
David J. VanAssche		8	4.71%
	Total...	170	100.00%

REP - 84th District State Representative			
Edward J. Canfield		**154**	**100.00%**
	Total...	154	100.00%

REP - Prosecuting Attorney			
Timothy J. Rutkowski		**160**	**100.00%**
	Total...	160	100.00%

REP - Sheriff			
Jim Blaszyk		28	15.47%
Kelly J. Hanson		**153**	**84.53%**
	Total...	181	100.00%

REP - County Clerk			
Lori Neal-Wonsowicz		**147**	**100.00%**
	Total...	147	100.00%

REP - Treasurer			
Christopher J. Bachman		57	30.98%
Debra McCollum		**127**	**69.02%**
	Total...	184	100.00%

REP - Register of Deeds			
Sheri L. Stanton		**154**	**100.00%**
	Total...	154	100.00%

REP - County Commissioner District 6			
Ron Wruble		**144**	**100.00%**
	Total...	144	100.00%

REP - City of Harbor Beach Pct. Del. Rep.			
Adam Armitage		46	20.09%
Casey Armitage		**55**	**24.02%**
Thomas R. Holdwick		**128**	**55.90%**
	Total...	229	100.00%

DEM - 10th Congressional Representative			
Frank Accavitti Jr.		**17**	**100.00%**
	Total...	17	100.00%

DEM - 84th District State Representative			
Chuck Stadler		2	10.53%

City of Harbor Beach Precinct 1

DEM - 84th District State Representative			
James L. Wencel		**17**	**89.47%**
	Total...	19	100.00%

DEM - City of Harbor Beach Pct. Del. Dem.			
Geoff Blain		13	30.23%
Sheila Blain		14	32.56%
Penny C. Letts		16	37.21%
	Total...	43	100.00%

Huron_Aug2016_E

August 2, 2016

Precinct Report

Huron County

OFFICIAL

Bingham Township Precinct 1

Registration & Turnout			1,253
Election Day Manual Entry Turnout		350	27.93%
Election Day Turnout		0	0.00%
Clerk Pack Turnout		0	0.00%
	Total...	350	27.93%

REP - 10th Congressional Representative			
Tony Forlini		5	1.95%
Paul Mitchell		64	24.90%
Phillip Pavlov		140	54.47%
Alan Sanborn		33	12.84%
David J. VanAssche		15	5.84%
	Total...	257	100.00%

REP - 84th District State Representative			
Edward J. Canfield		239	100.00%
	Total...	239	100.00%

REP - Prosecuting Attorney			
Timothy J. Rutkowski		262	100.00%
	Total...	262	100.00%

REP - Sheriff			
Jim Blaszyk		30	10.49%
Kelly J. Hanson		256	89.51%
	Total...	286	100.00%

REP - County Clerk			
Lori Neal-Wonsowicz		219	100.00%
	Total...	219	100.00%

REP - Treasurer			
Christopher J. Bachman		67	24.45%
Debra McCollum		207	75.55%
	Total...	274	100.00%

REP - Register of Deeds			
Sheri L. Stanton		233	100.00%
	Total...	233	100.00%

REP - County Commissioner District 2			
David G. Peruski		240	100.00%
	Total...	240	100.00%

REP - Bingham Township Clerk			
Dennis West		164	100.00%
	Total...	164	100.00%

REP - Bingham Township Treasurer			
Laura A. Tyll		143	52.00%
Heidi M. Weber		132	48.00%
	Total...	275	100.00%

REP - Bingham Township Trustee			
Charles Briolat		225	50.56%

Bingham Township Precinct 1

REP - Bingham Township Trustee			
Kevin Grifka		220	49.44%
	Total...	445	100.00%

DEM - 10th Congressional Representative			
Frank Accavitti Jr.		43	100.00%
	Total...	43	100.00%

DEM - 84th District State Representative			
Chuck Stadler		6	12.77%
James L. Wencel		41	87.23%
	Total...	47	100.00%

DEM - Bingham Township Supervisor			
Donald Wright		45	100.00%
	Total...	45	100.00%

DEM - Bingham Township Clerk			
Joseph J. Trepkoski		44	100.00%
	Total...	44	100.00%

Huron_Aug2016_E

August 2, 2016

Precinct Report

Huron County

OFFICIAL

Bloomfield Township Precinct 1

Registration & Turnout			336
Election Day Manual Entry Turnout		93	27.68%
Election Day Turnout		0	0.00%
Clerk Pack Turnout		0	0.00%
	Total...	93	27.68%

REP - 10th Congressional Representative			
Tony Forlini		2	2.44%
Paul Mitchell		31	37.80%
Phillip Pavlov		42	51.22%
Alan Sanborn		5	6.10%
David J. VanAssche		2	2.44%
	Total...	82	100.00%

REP - 84th District State Representative			
Edward J. Canfield		80	100.00%
	Total...	80	100.00%

REP - Prosecuting Attorney			
Timothy J. Rutkowski		76	100.00%
	Total...	76	100.00%

REP - Sheriff			
Jim Blaszyk		6	6.67%
Kelly J. Hanson		84	93.33%
	Total...	90	100.00%

REP - County Clerk			
Lori Neal-Wonsowicz		76	100.00%
	Total...	76	100.00%

REP - Treasurer			
Christopher J. Bachman		19	21.59%
Debra McCollum		69	78.41%
	Total...	88	100.00%

REP - Register of Deeds			
Sheri L. Stanton		85	100.00%
	Total...	85	100.00%

REP - County Commissioner District 6			
Ron Wruble		77	100.00%
	Total...	77	100.00%

REP - Bloomfield Township Supervisor			
Matthew Booms		84	100.00%
	Total...	84	100.00%

REP - Bloomfield Township Clerk			
Delphine Pawlowski		82	100.00%
	Total...	82	100.00%

REP - Bloomfield Township Treasurer			
Marcealina Miller		81	100.00%
	Total...	81	100.00%

Bloomfield Township Precinct 1

REP - Bloomfield Township Trustee			
Paul R. Elandt		77	57.89%
Fred Karg		56	42.11%
	Total...	133	100.00%

DEM - 10th Congressional Representative			
Frank Accavitti Jr.		1	100.00%
	Total...	1	100.00%

DEM - 84th District State Representative			
Chuck Stadler		1	50.00%
James L. Wencel		1	50.00%
	Total...	2	100.00%

Bloomfield Twp Road Millage			
YES		74	81.32%
NO		17	18.68%
	Total...	91	100.00%

Huron_Aug2016_E

August 2, 2016

Precinct Report

Huron County

OFFICIAL

Brookfield Township Precinct 1

Registration & Turnout			581
Election Day Manual Entry Turnout		82	14.11%
Election Day Turnout		0	0.00%
Clerk Pack Turnout		0	0.00%
	Total...	82	14.11%

REP - 10th Congressional Representative			
Tony Forlini		7	10.94%
Paul Mitchell		22	34.38%
Phillip Pavlov		26	40.63%
Alan Sanborn		3	4.69%
David J. VanAssche		6	9.38%
	Total...	64	100.00%

REP - 84th District State Representative			
Edward J. Canfield		62	100.00%
	Total...	62	100.00%

REP - Prosecuting Attorney			
Timothy J. Rutkowski		61	100.00%
	Total...	61	100.00%

REP - Sheriff			
Jim Blaszyk		6	8.57%
Kelly J. Hanson		64	91.43%
	Total...	70	100.00%

REP - County Clerk			
Lori Neal-Wonsowicz		60	100.00%
	Total...	60	100.00%

REP - Treasurer			
Christopher J. Bachman		11	16.67%
Debra McCollum		55	83.33%
	Total...	66	100.00%

REP - Register of Deeds			
Sheri L. Stanton		65	100.00%
	Total...	65	100.00%

REP - County Commissioner District 1			
Sami Khoury		62	100.00%
	Total...	62	100.00%

REP - Brookfield Township Supervisor			
A. Charles Timmons		62	100.00%
	Total...	62	100.00%

REP - Brookfield Township Clerk			
Michael Lorencz		61	100.00%
	Total...	61	100.00%

REP - Brookfield Township Treasurer			
Ervin Haley		62	100.00%
	Total...	62	100.00%

Brookfield Township Precinct 1

REP - Brookfield Township Trustee			
Thomas A. Draschil		57	50.89%
Bernard Niester		55	49.11%
	Total...	112	100.00%

DEM - 10th Congressional Representative			
Frank Accavitti Jr.		6	100.00%
	Total...	6	100.00%

DEM - 84th District State Representative			
Chuck Stadler		2	18.18%
James L. Wencel		9	81.82%
	Total...	11	100.00%

Huron_Aug2016_E

August 2, 2016

Precinct Report

Huron County

OFFICIAL

Caseville Township Precinct 1

Registration & Turnout			2,167
Election Day Manual Entry Turnout		352	16.24%
Election Day Turnout		0	0.00%
Clerk Pack Turnout		0	0.00%
	Total...	352	16.24%

REP - 10th Congressional Representative			
Tony Forlini		3	1.18%
Paul Mitchell		105	41.18%
Phillip Pavlov		110	43.14%
Alan Sanborn		22	8.63%
David J. VanAssche		15	5.88%
	Total...	255	100.00%

REP - 84th District State Representative			
Edward J. Canfield		245	100.00%
	Total...	245	100.00%

REP - Prosecuting Attorney			
Timothy J. Rutkowski		247	100.00%
	Total...	247	100.00%

REP - Sheriff			
Jim Blaszyk		66	23.40%
Kelly J. Hanson		216	76.60%
	Total...	282	100.00%

REP - County Clerk			
Lori Neal-Wonsowicz		244	100.00%
	Total...	244	100.00%

REP - Treasurer			
Christopher J. Bachman		80	31.25%
Debra McCollum		176	68.75%
	Total...	256	100.00%

REP - Register of Deeds			
Sheri L. Stanton		242	100.00%
	Total...	242	100.00%

REP - County Commissioner District 3			
Todd Talaski		235	100.00%
	Total...	235	100.00%

REP - Caseville Township Supervisor			
Fred Busch		243	100.00%
	Total...	243	100.00%

REP - Caseville Township Clerk			
Michelle Stirrett		247	100.00%
	Total...	247	100.00%

REP - Caseville Township Treasurer			
Vicki Dufty		244	100.00%
	Total...	244	100.00%

Caseville Township Precinct 1

REP - Caseville Township Trustee			
Laurie Marrocco		196	52.41%
Jerry Platko		178	47.59%
	Total...	374	100.00%

REP - Caseville Twp. Pct. Del - Rep.			
Douglas Wayne Henne		229	100.00%
	Total...	229	100.00%

DEM - 10th Congressional Representative			
Frank Accavitti Jr.		57	100.00%
	Total...	57	100.00%

DEM - 84th District State Representative			
Chuck Stadler		23	35.94%
James L. Wencel		41	64.06%
	Total...	64	100.00%

DEM - County Commissioner District 3			
Terry L. Brown		66	100.00%
	Total...	66	100.00%

DEM - Caseville Twp. Pct. Del - Dem.			
Elizabeth V. Weisenbach		56	100.00%
	Total...	56	100.00%

Huron_Aug2016_E

August 2, 2016

Precinct Report

Huron County

OFFICIAL

Chandler Township Precinct 1

Registration & Turnout			365
Election Day Manual Entry Turnout		71	19.45%
Election Day Turnout		0	0.00%
Clerk Pack Turnout		0	0.00%
	Total...	71	19.45%

REP - 10th Congressional Representative			
Tony Forlini		3	4.84%
Paul Mitchell		19	30.65%
Phillip Pavlov		34	54.84%
Alan Sanborn		4	6.45%
David J. VanAssche		2	3.23%
	Total...	62	100.00%

REP - 84th District State Representative			
Edward J. Canfield		65	100.00%
	Total...	65	100.00%

REP - Prosecuting Attorney			
Timothy J. Rutkowski		61	100.00%
	Total...	61	100.00%

REP - Sheriff			
Jim Blaszyk		12	17.39%
Kelly J. Hanson		57	82.61%
	Total...	69	100.00%

REP - County Clerk			
Lori Neal-Wonsowicz		62	100.00%
	Total...	62	100.00%

REP - Treasurer			
Christopher J. Bachman		11	16.42%
Debra McCollum		56	83.58%
	Total...	67	100.00%

REP - Register of Deeds			
Sheri L. Stanton		61	100.00%
	Total...	61	100.00%

REP - County Commissioner District 4			
Steve Vaughan		63	100.00%
	Total...	63	100.00%

REP - Chandler Township Supervisor			
William F. Renn		63	100.00%
	Total...	63	100.00%

REP - Chandler Township Clerk			
Kevin Roestel		64	100.00%
	Total...	64	100.00%

REP - Chandler Township Treasurer			
Sara J. Mallory		62	100.00%
	Total...	62	100.00%

Chandler Township Precinct 1

REP - Chandler Township Trustee			
Michael Bushey		46	44.66%
Paul G. Swartzendruber		57	55.34%
	Total...	103	100.00%

REP - Chandler Twp. Pct. Del - Rep.			
Jerome Grammentz		59	100.00%
	Total...	59	100.00%

DEM - 10th Congressional Representative			
Frank Accavitti Jr.		1	100.00%
	Total...	1	100.00%

DEM - 84th District State Representative			
Chuck Stadler		1	100.00%
James L. Wencel		0	0.00%
	Total...	1	100.00%

DEM - County Commissioner District 4			
Rich Swartzendruber		1	100.00%
	Total...	1	100.00%

Chandler Twp Road Millage			
YES		51	77.27%
NO		15	22.73%
	Total...	66	100.00%

Huron_Aug2016_E

August 2, 2016

Precinct Report

Huron County

OFFICIAL

Colfax Township Precinct 1

Registration & Turnout			1,369
Election Day Manual Entry Turnout		299	21.84%
Election Day Turnout		0	0.00%
Clerk Pack Turnout		0	0.00%
	Total...	299	21.84%

REP - 10th Congressional Representative			
Tony Forlini		6	2.54%
Paul Mitchell		79	33.47%
Phillip Pavlov		124	52.54%
Alan Sanborn		18	7.63%
David J. VanAssche		9	3.81%
	Total...	236	100.00%

REP - 84th District State Representative			
Edward J. Canfield		227	100.00%
	Total...	227	100.00%

REP - Prosecuting Attorney			
Timothy J. Rutkowski		226	100.00%
	Total...	226	100.00%

REP - Sheriff			
Jim Blaszyk		27	9.89%
Kelly J. Hanson		246	90.11%
	Total...	273	100.00%

REP - County Clerk			
Lori Neal-Wonsowicz		217	100.00%
	Total...	217	100.00%

REP - Treasurer			
Christopher J. Bachman		77	28.95%
Debra McCollum		189	71.05%
	Total...	266	100.00%

REP - Register of Deeds			
Sheri L. Stanton		237	100.00%
	Total...	237	100.00%

REP - County Commissioner District 4			
Steve Vaughan		214	100.00%
	Total...	214	100.00%

REP - Colfax Township Supervisor			
David C. Howard		220	100.00%
	Total...	220	100.00%

REP - Colfax Township Clerk			
Julie Adams		194	75.78%
Shelly Sowles		62	24.22%
	Total...	256	100.00%

REP - Colfax Township Treasurer			
Linda J. Smith		221	100.00%
	Total...	221	100.00%

Colfax Township Precinct 1

REP - Colfax Township Trustee			
Timothy Gordon		196	52.41%
Floyd Stroschein		178	47.59%
	Total...	374	100.00%

REP - Colfax Twp. Pct. Del - Rep.			
Peter Shupe		209	100.00%
	Total...	209	100.00%

DEM - 10th Congressional Representative			
Frank Accavitti Jr.		20	100.00%
	Total...	20	100.00%

DEM - 84th District State Representative			
Chuck Stadler		4	17.39%
James L. Wencel		19	82.61%
	Total...	23	100.00%

DEM - County Commissioner District 4			
Rich Swartzendruber		20	100.00%
	Total...	20	100.00%

Colfax Twp Road Millage			
YES		220	75.60%
NO		71	24.40%
	Total...	291	100.00%

Huron_Aug2016_E

August 2, 2016

Precinct Report

Huron County

OFFICIAL

Dwight Township Precinct 1

Registration & Turnout		589
Election Day Manual Entry Turnout	97	16.47%
Election Day Turnout	0	0.00%
Clerk Pack Turnout	0	0.00%
Total...	97	16.47%

REP - 10th Congressional Representative		
Tony Forlini	5	7.69%
Paul Mitchell	13	20.00%
Phillip Pavlov	34	52.31%
Alan Sanborn	3	4.62%
David J. VanAssche	10	15.38%
Total...	65	100.00%

REP - 84th District State Representative		
Edward J. Canfield	65	100.00%
Total...	65	100.00%

REP - Prosecuting Attorney		
Timothy J. Rutkowski	68	100.00%
Total...	68	100.00%

REP - Sheriff		
Jim Blaszyk	15	16.85%
Kelly J. Hanson	74	83.15%
Total...	89	100.00%

REP - County Clerk		
Lori Neal-Wonsowicz	58	100.00%
Total...	58	100.00%

REP - Treasurer		
Christopher J. Bachman	8	9.64%
Debra McCollum	75	90.36%
Total...	83	100.00%

REP - Register of Deeds		
Sheri L. Stanton	75	100.00%
Total...	75	100.00%

REP - County Commissioner District 7		
Tony Loewe	30	37.97%
John A. Nugent	49	62.03%
Total...	79	100.00%

REP - Dwight Township Supervisor		
Ronald Yaroch	70	100.00%
Total...	70	100.00%

REP - Dwight Township Clerk		
Roman Kozlowski	76	100.00%
Total...	76	100.00%

REP - Dwight Township Treasurer		
Daniel F. Gottschalk	77	100.00%
Total...	77	100.00%

Dwight Township Precinct 1

REP - Dwight Township Trustee		
Michael L. Horn	48	41.38%
Mark J. Sosnoski	68	58.62%
Total...	116	100.00%

DEM - 10th Congressional Representative		
Frank Accavitti Jr.	4	100.00%
Total...	4	100.00%

DEM - 84th District State Representative		
Chuck Stadler	1	25.00%
James L. Wencel	3	75.00%
Total...	4	100.00%

Huron_Aug2016_E

August 2, 2016

Precinct Report

Huron County

OFFICIAL

Fairhaven Township Precinct 1

Registration & Turnout			871
Election Day Manual Entry Turnout		116	13.32%
Election Day Turnout		0	0.00%
Clerk Pack Turnout		0	0.00%
	Total...	116	13.32%

REP - 10th Congressional Representative			
Tony Forlini		1	1.14%
Paul Mitchell		28	31.82%
Phillip Pavlov		51	57.95%
Alan Sanborn		3	3.41%
David J. VanAssche		5	5.68%
	Total...	88	100.00%

REP - 84th District State Representative			
Edward J. Canfield		84	100.00%
	Total...	84	100.00%

REP - Prosecuting Attorney			
Timothy J. Rutkowski		77	100.00%
	Total...	77	100.00%

REP - Sheriff			
Jim Blaszyk		19	19.00%
Kelly J. Hanson		81	81.00%
	Total...	100	100.00%

REP - County Clerk			
Lori Neal-Wonsowicz		75	100.00%
	Total...	75	100.00%

REP - Treasurer			
Christopher J. Bachman		22	23.40%
Debra McCollum		72	76.60%
	Total...	94	100.00%

REP - Register of Deeds			
Sheri L. Stanton		78	100.00%
	Total...	78	100.00%

REP - County Commissioner District 1			
Sami Khoury		77	100.00%
	Total...	77	100.00%

REP - Fairhaven Township Supervisor			
Orin J. Engelhardt		81	100.00%
	Total...	81	100.00%

REP - Fairhaven Township Clerk			
Patti A. Gremel		81	100.00%
	Total...	81	100.00%

REP - Fairhaven Township Treasurer			
E. Sue McGathy		81	100.00%
	Total...	81	100.00%

Fairhaven Township Precinct 1

REP - Fairhaven Township Trustee			
Loren E. Finkbeiner		71	51.08%
Jill L. Terrian Bruce		68	48.92%
	Total...	139	100.00%

DEM - 10th Congressional Representative			
Frank Accavitti Jr.		12	100.00%
	Total...	12	100.00%

DEM - 84th District State Representative			
Chuck Stadler		5	31.25%
James L. Wencel		11	68.75%
	Total...	16	100.00%

DEM - Fairhaven Township Trustee			
Dennis VanPoole		9	100.00%
	Total...	9	100.00%

Fairhaven Twp Road Millage			
YES		94	81.03%
NO		22	18.97%
	Total...	116	100.00%

Fairhaven Twp Library Millage			
YES		87	75.65%
NO		28	24.35%
	Total...	115	100.00%

Huron_Aug2016_E

August 2, 2016

Precinct Report

Huron County

OFFICIAL

Gore Township Precinct 1

Registration & Turnout			126
Election Day Manual Entry Turnout		36	28.57%
Election Day Turnout		0	0.00%
Clerk Pack Turnout		0	0.00%
	Total...	36	28.57%

REP - 10th Congressional Representative			
Tony Forlini		0	0.00%
Paul Mitchell		11	40.74%
Phillip Pavlov		15	55.56%
Alan Sanborn		1	3.70%
David J. VanAssche		0	0.00%
	Total...	27	100.00%

REP - 84th District State Representative			
Edward J. Canfield		22	100.00%
	Total...	22	100.00%

REP - Prosecuting Attorney			
Timothy J. Rutkowski		19	100.00%
	Total...	19	100.00%

REP - Sheriff			
Jim Blaszyk		2	7.41%
Kelly J. Hanson		25	92.59%
	Total...	27	100.00%

REP - County Clerk			
Lori Neal-Wonsowicz		26	100.00%
	Total...	26	100.00%

REP - Treasurer			
Christopher J. Bachman		2	7.41%
Debra McCollum		25	92.59%
	Total...	27	100.00%

REP - Register of Deeds			
Sheri L. Stanton		27	100.00%
	Total...	27	100.00%

REP - County Commissioner District 6			
Ron Wruble		24	100.00%
	Total...	24	100.00%

REP - Gore Township Supervisor			
Daniel Koglin		22	100.00%
	Total...	22	100.00%

REP - Gore Township Clerk			
Sheryl Jahn		27	100.00%
	Total...	27	100.00%

REP - Gore Township Treasurer			
Mary Ann Jahn		24	100.00%
	Total...	24	100.00%

Gore Township Precinct 1

REP - Gore Township Trustee			
Donald W. Finkel		22	53.66%
Judi Kowaleski		19	46.34%
	Total...	41	100.00%

DEM - 10th Congressional Representative			
Frank Accavitti Jr.		7	100.00%
	Total...	7	100.00%

DEM - 84th District State Representative			
Chuck Stadler		1	12.50%
James L. Wencel		7	87.50%
	Total...	8	100.00%

Gore Twp Road Millage Renewal			
YES		34	94.44%
NO		2	5.56%
	Total...	36	100.00%

Gore Twp Road Millage			
YES		29	80.56%
NO		7	19.44%
	Total...	36	100.00%

Gore Twp Fire & Ambulance Millage			
YES		34	94.44%
NO		2	5.56%
	Total...	36	100.00%

Huron_Aug2016_E

August 2, 2016

Precinct Report

Huron County

OFFICIAL

Grant Township Precinct 1

Registration & Turnout		566
Election Day Manual Entry Turnout	71	12.54%
Election Day Turnout	0	0.00%
Clerk Pack Turnout	0	0.00%
Total...	71	12.54%

REP - 10th Congressional Representative		
Tony Forlini	0	0.00%
Paul Mitchell	22	39.29%
Phillip Pavlov	**27**	**48.21%**
Alan Sanborn	3	5.36%
David J. VanAssche	4	7.14%
Total...	56	100.00%

REP - 84th District State Representative		
Edward J. Canfield	51	100.00%
Total...	51	100.00%

REP - Prosecuting Attorney		
Timothy J. Rutkowski	50	100.00%
Total...	50	100.00%

REP - Sheriff		
Jim Blaszyk	15	26.32%
Kelly J. Hanson	42	73.68%
Total...	57	100.00%

REP - County Clerk		
Lori Neal-Wonsowicz	51	100.00%
Total...	51	100.00%

REP - Treasurer		
Christopher J. Bachman	16	28.57%
Debra McCollum	40	71.43%
Total...	56	100.00%

REP - Register of Deeds		
Sheri L. Stanton	51	100.00%
Total...	51	100.00%

REP - County Commissioner District 2		
David G. Peruski	51	100.00%
Total...	51	100.00%

REP - Grant Township Supervisor		
Michael Mandich	51	100.00%
Total...	51	100.00%

REP - Grant Township Treasurer		
Barbara Irrer	50	100.00%
Total...	50	100.00%

REP - Grant Township Trustee		
Theodore Sheldon	50	100.00%
Total...	50	100.00%

Grant Township Precinct 1

DEM - 10th Congressional Representative		
Frank Accavitti Jr.	11	100.00%
Total...	11	100.00%

DEM - 84th District State Representative		
Chuck Stadler	3	25.00%
James L. Wencel	9	75.00%
Total...	12	100.00%

DEM - Grant Township Clerk		
JeriLynn Tordai	12	100.00%
Total...	12	100.00%

Grant Twp Road Millage		
YES	59	85.51%
NO	10	14.49%
Total...	69	100.00%

Huron_Aug2016_E

August 2, 2016

Precinct Report

Huron County

OFFICIAL

Hume Township Precinct 1

Registration & Turnout			628
Election Day Manual Entry Turnout		193	30.73%
Election Day Turnout		0	0.00%
Clerk Pack Turnout		0	0.00%
	Total...	193	30.73%

REP - 10th Congressional Representative			
Tony Forlini		2	1.28%
Paul Mitchell		53	33.97%
Phillip Pavlov		67	42.95%
Alan Sanborn		9	5.77%
David J. VanAssche		25	16.03%
	Total...	156	100.00%

REP - 84th District State Representative			
Edward J. Canfield		134	100.00%
	Total...	134	100.00%

REP - Prosecuting Attorney			
Timothy J. Rutkowski		137	100.00%
	Total...	137	100.00%

REP - Sheriff			
Jim Blaszyk		33	18.86%
Kelly J. Hanson		142	81.14%
	Total...	175	100.00%

REP - County Clerk			
Lori Neal-Wonsowicz		133	100.00%
	Total...	133	100.00%

REP - Treasurer			
Christopher J. Bachman		24	14.29%
Debra McCollum		144	85.71%
	Total...	168	100.00%

REP - Register of Deeds			
Sheri L. Stanton		148	100.00%
	Total...	148	100.00%

REP - County Commissioner District 7			
Tony Loewe		71	42.51%
John A. Nugent		96	57.49%
	Total...	167	100.00%

REP - Hume Township Supervisor			
Gregory L. Gordon		56	35.67%
Bill Goretski		101	64.33%
	Total...	157	100.00%

REP - Hume Township Clerk			
Theresa Mazure		146	100.00%
	Total...	146	100.00%

Hume Township Precinct 1

REP - Hume Township Treasurer			
Alice Craig		148	100.00%
	Total...	148	100.00%

REP - Hume Township Trustee			
Matthew R. Hyzer		102	34.00%
Sam Meagher		106	35.33%
Mike Ruth		92	30.67%
	Total...	300	100.00%

DEM - 10th Congressional Representative			
Frank Accavitti Jr.		13	100.00%
	Total...	13	100.00%

DEM - 84th District State Representative			
Chuck Stadler		4	26.67%
James L. Wencel		11	73.33%
	Total...	15	100.00%

DEM - Hume Township Supervisor			
James Roland		14	100.00%
	Total...	14	100.00%

Huron_Aug2016_E

August 2, 2016

Precinct Report

Huron County

OFFICIAL

Huron Township Precinct 1

Registration & Turnout			354
Election Day Manual Entry Turnout		77	21.75%
Election Day Turnout		0	0.00%
Clerk Pack Turnout		0	0.00%
	Total...	77	21.75%

REP - 10th Congressional Representative			
Tony Forlini		4	7.02%
Paul Mitchell		22	38.60%
Phillip Pavlov		27	47.37%
Alan Sanborn		2	3.51%
David J. VanAssche		2	3.51%
	Total...	57	100.00%

REP - 84th District State Representative			
Edward J. Canfield		52	100.00%
	Total...	52	100.00%

REP - Prosecuting Attorney			
Timothy J. Rutkowski		41	100.00%
	Total...	41	100.00%

REP - Sheriff			
Jim Blaszyk		7	11.11%
Kelly J. Hanson		56	88.89%
	Total...	63	100.00%

REP - County Clerk			
Lori Neal-Wonsowicz		47	100.00%
	Total...	47	100.00%

REP - Treasurer			
Christopher J. Bachman		19	31.67%
Debra McCollum		41	68.33%
	Total...	60	100.00%

REP - Register of Deeds			
Sheri L. Stanton		57	100.00%
	Total...	57	100.00%

REP - County Commissioner District 6			
Ron Wruble		44	100.00%
	Total...	44	100.00%

REP - Huron Township Supervisor			
William Haas		50	100.00%
	Total...	50	100.00%

REP - Huron Township Treasurer			
Lisa M. Koglin		50	100.00%
	Total...	50	100.00%

REP - Huron Township Trustee			
Stanley Mayer		39	45.88%
Gilbert Tinsey		46	54.12%
	Total...	85	100.00%

Huron Township Precinct 1

REP - Huron Township Constable			
David A. Koglin		40	47.06%
John Phillips		45	52.94%
	Total...	85	100.00%

DEM - 10th Congressional Representative			
Frank Accavitti Jr.		4	100.00%
	Total...	4	100.00%

DEM - 84th District State Representative			
Chuck Stadler		3	50.00%
James L. Wencel		3	50.00%
	Total...	6	100.00%

DEM - Huron Township Clerk			
Kimberly Uridge		7	100.00%
	Total...	7	100.00%

Huron_Aug2016_E

August 2, 2016

Precinct Report

Huron County

OFFICIAL

Lake Township Precinct 1

Registration & Turnout			798
Election Day Manual Entry Turnout		169	21.18%
Election Day Turnout		0	0.00%
Clerk Pack Turnout		0	0.00%
	Total...	169	21.18%

REP - 10th Congressional Representative			
Tony Forlini		5	5.38%
Paul Mitchell		33	35.48%
Phillip Pavlov		38	40.86%
Alan Sanborn		8	8.60%
David J. VanAssche		9	9.68%
	Total...	93	100.00%

REP - 84th District State Representative			
Edward J. Canfield		89	100.00%
	Total...	89	100.00%

REP - Prosecuting Attorney			
Timothy J. Rutkowski		81	100.00%
	Total...	81	100.00%

REP - Sheriff			
Jim Blaszyk		25	23.15%
Kelly J. Hanson		83	76.85%
	Total...	108	100.00%

REP - County Clerk			
Lori Neal-Wonsowicz		87	100.00%
	Total...	87	100.00%

REP - Treasurer			
Christopher J. Bachman		22	21.36%
Debra McCollum		81	78.64%
	Total...	103	100.00%

REP - Register of Deeds			
Sheri L. Stanton		92	100.00%
	Total...	92	100.00%

REP - County Commissioner District 7			
Tony Loewe		32	32.32%
John A. Nugent		67	67.68%
	Total...	99	100.00%

REP - Lake Township Supervisor			
Valerie McCallum		72	100.00%
	Total...	72	100.00%

REP - Lake Township Clerk			
Claren Russell		84	100.00%
	Total...	84	100.00%

REP - Lake Township Trustee			
Dale Hartsell		85	100.00%
	Total...	85	100.00%

Lake Township Precinct 1

DEM - 10th Congressional Representative			
Frank Accavitti Jr.		41	100.00%
	Total...	41	100.00%

DEM - 84th District State Representative			
Chuck Stadler		12	29.27%
James L. Wencel		29	70.73%
	Total...	41	100.00%

DEM - Lake Township Treasurer			
Dorothy J. Fischer		39	100.00%
	Total...	39	100.00%

DEM - Lake Township Trustee			
Clay Kelterborn		33	100.00%
	Total...	33	100.00%

DEM - Lake Twp. Pct. Del - Dem.			
Charles Henry		37	100.00%
	Total...	37	100.00%

Huron_Aug2016_E

August 2, 2016

Precinct Report

Huron County

OFFICIAL

Lincoln Township Precinct 1

Registration & Turnout			588
Election Day Manual Entry Turnout		125	21.26%
Election Day Turnout		0	0.00%
Clerk Pack Turnout		0	0.00%
	Total...	125	21.26%

REP - 10th Congressional Representative			
Tony Forlini		11	10.28%
Paul Mitchell		45	42.06%
Phillip Pavlov		40	37.38%
Alan Sanborn		7	6.54%
David J. VanAssche		4	3.74%
	Total...	107	100.00%

REP - 84th District State Representative			
Edward J. Canfield		91	100.00%
	Total...	91	100.00%

REP - Prosecuting Attorney			
Timothy J. Rutkowski		92	100.00%
	Total...	92	100.00%

REP - Sheriff			
Jim Blaszyk		14	11.97%
Kelly J. Hanson		103	88.03%
	Total...	117	100.00%

REP - County Clerk			
Lori Neal-Wonsowicz		86	100.00%
	Total...	86	100.00%

REP - Treasurer			
Christopher J. Bachman		24	20.87%
Debra McCollum		91	79.13%
	Total...	115	100.00%

REP - Register of Deeds			
Sheri L. Stanton		98	100.00%
	Total...	98	100.00%

REP - County Commissioner District 7			
Tony Loewe		47	42.73%
John A. Nugent		63	57.27%
	Total...	110	100.00%

REP - Lincoln Township Supervisor			
Melvin Drake		102	100.00%
	Total...	102	100.00%

REP - Lincoln Township Clerk			
Irvin Kanaski		102	100.00%
	Total...	102	100.00%

REP - Lincoln Township Treasurer			
Patricia M. Weber		102	100.00%
	Total...	102	100.00%

Lincoln Township Precinct 1

REP - Lincoln Township Trustee			
Timothy A. Pawlowski		73	45.06%
John F. Wisneski		89	54.94%
	Total...	162	100.00%

REP - Lincoln Township Constable			
Dennis R. Weber		100	100.00%
	Total...	100	100.00%

DEM - 10th Congressional Representative			
Frank Accavitti Jr.		6	100.00%
	Total...	6	100.00%

DEM - 84th District State Representative			
Chuck Stadler		2	25.00%
James L. Wencel		6	75.00%
	Total...	8	100.00%

Huron_Aug2016_E

August 2, 2016

Precinct Report

Huron County

OFFICIAL

McKinley Township Precinct 1

Registration & Turnout			347
Election Day Manual Entry Turnout		56	16.14%
Election Day Turnout		0	0.00%
Clerk Pack Turnout		0	0.00%
	Total...	56	16.14%

REP - 10th Congressional Representative			
Tony Forlini		2	4.17%
Paul Mitchell		10	20.83%
Phillip Pavlov		32	66.67%
Alan Sanborn		3	6.25%
David J. VanAssche		1	2.08%
	Total...	48	100.00%

REP - 84th District State Representative			
Edward J. Canfield		48	100.00%
	Total...	48	100.00%

REP - Prosecuting Attorney			
Timothy J. Rutkowski		49	100.00%
	Total...	49	100.00%

REP - Sheriff			
Jim Blaszyk		5	9.26%
Kelly J. Hanson		49	90.74%
	Total...	54	100.00%

REP - County Clerk			
Lori Neal-Wonsowicz		45	100.00%
	Total...	45	100.00%

REP - Treasurer			
Christopher J. Bachman		5	9.62%
Debra McCollum		47	90.38%
	Total...	52	100.00%

REP - Register of Deeds			
Sheri L. Stanton		50	100.00%
	Total...	50	100.00%

REP - County Commissioner District 3			
Todd Talaski		42	100.00%
	Total...	42	100.00%

REP - McKinley Township Supervisor			
Linda K. Beyer		48	100.00%
	Total...	48	100.00%

REP - McKinley Township Clerk			
Michael Stevenson		50	100.00%
	Total...	50	100.00%

REP - McKinley Township Treasurer			
Debra G. Henne		47	100.00%
	Total...	47	100.00%

McKinley Township Precinct 1

REP - McKinley Township Trustee			
Steven J. Dubs		44	55.70%
Orlin W. Murdoch		35	44.30%
	Total...	79	100.00%

DEM - 10th Congressional Representative			
Frank Accavitti Jr.		1	100.00%
	Total...	1	100.00%

DEM - 84th District State Representative			
Chuck Stadler		0	0.00%
James L. Wencel		1	100.00%
	Total...	1	100.00%

DEM - County Commissioner District 3			
Terry L. Brown		1	100.00%
	Total...	1	100.00%

McKinley Twp Road Millage			
YES		47	92.16%
NO		4	7.84%
	Total...	51	100.00%

Huron_Aug2016_E

August 2, 2016

Precinct Report

Huron County

OFFICIAL

Meade Township Precinct 1

Registration & Turnout			549
Election Day Manual Entry Turnout		237	43.17%
Election Day Turnout		0	0.00%
Clerk Pack Turnout		0	0.00%
	Total...	237	43.17%

REP - 10th Congressional Representative			
Tony Forlini		7	3.63%
Paul Mitchell		68	35.23%
Phillip Pavlov		91	47.15%
Alan Sanborn		10	5.18%
David J. VanAssche		17	8.81%
	Total...	193	100.00%

REP - 84th District State Representative			
Edward J. Canfield		182	100.00%
	Total...	182	100.00%

REP - Prosecuting Attorney			
Timothy J. Rutkowski		171	100.00%
	Total...	171	100.00%

REP - Sheriff			
Jim Blaszyk		43	19.37%
Kelly J. Hanson		179	80.63%
	Total...	222	100.00%

REP - County Clerk			
Lori Neal-Wonsowicz		171	100.00%
	Total...	171	100.00%

REP - Treasurer			
Christopher J. Bachman		51	24.06%
Debra McCollum		161	75.94%
	Total...	212	100.00%

REP - Register of Deeds			
Sheri L. Stanton		193	100.00%
	Total...	193	100.00%

REP - County Commissioner District 4			
Steve Vaughan		149	100.00%
	Total...	149	100.00%

REP - Meade Township Supervisor			
Bernie Creguer		136	60.99%
Rita Parsch		87	39.01%
	Total...	223	100.00%

REP - Meade Township Clerk			
Nancy Doyle		109	50.46%
Sally Kain		107	49.54%
	Total...	216	100.00%

Meade Township Precinct 1

REP - Meade Township Treasurer			
Barbara Carpenter		198	100.00%
	Total...	198	100.00%

REP - Meade Township Trustee			
Gregory Krozek		139	51.48%
John Osentoski		131	48.52%
	Total...	270	100.00%

DEM - 10th Congressional Representative			
Frank Accavitti Jr.		8	100.00%
	Total...	8	100.00%

DEM - 84th District State Representative			
Chuck Stadler		1	10.00%
James L. Wencel		9	90.00%
	Total...	10	100.00%

DEM - County Commissioner District 4			
Rich Swartzendruber		9	100.00%
	Total...	9	100.00%

Meade Twp Road Millage			
YES		122	64.21%
NO		68	35.79%
	Total...	190	100.00%

Huron_Aug2016_E

August 2, 2016

Precinct Report

Huron County

OFFICIAL

Oliver Township Precinct 1

Registration & Turnout			1,088
Election Day Manual Entry Turnout		234	21.51%
Election Day Turnout		0	0.00%
Clerk Pack Turnout		0	0.00%
	Total...	234	21.51%

REP - 10th Congressional Representative			
Tony Forlini		3	1.62%
Paul Mitchell		64	34.59%
Phillip Pavlov		96	51.89%
Alan Sanborn		5	2.70%
David J. VanAssche		17	9.19%
	Total...	185	100.00%

REP - 84th District State Representative			
Edward J. Canfield		175	100.00%
	Total...	175	100.00%

REP - Prosecuting Attorney			
Timothy J. Rutkowski		176	100.00%
	Total...	176	100.00%

REP - Sheriff			
Jim Blaszyk		43	21.08%
Kelly J. Hanson		161	78.92%
	Total...	204	100.00%

REP - County Clerk			
Lori Neal-Wonsowicz		163	100.00%
	Total...	163	100.00%

REP - Treasurer			
Christopher J. Bachman		36	18.46%
Debra McCollum		159	81.54%
	Total...	195	100.00%

REP - Register of Deeds			
Sheri L. Stanton		173	100.00%
	Total...	173	100.00%

REP - County Commissioner District 4			
Steve Vaughan		166	100.00%
	Total...	166	100.00%

REP - Oliver Township Supervisor			
Lawrence Krohn		171	100.00%
	Total...	171	100.00%

REP - Oliver Township Clerk			
Robert D. Krohn		166	100.00%
	Total...	166	100.00%

REP - Oliver Township Treasurer			
Lonna Fisher		54	27.69%
Jeanette Renn		141	72.31%
	Total...	195	100.00%

Oliver Township Precinct 1

REP - Oliver Township Trustee			
Kevin McKenzie		136	55.06%
Tom Ziel		111	44.94%
	Total...	247	100.00%

DEM - 10th Congressional Representative			
Frank Accavitti Jr.		18	100.00%
	Total...	18	100.00%

DEM - 84th District State Representative			
Chuck Stadler		1	4.76%
James L. Wencel		20	95.24%
	Total...	21	100.00%

DEM - County Commissioner District 4			
Rich Swartzendruber		19	100.00%
	Total...	19	100.00%

DEM - Oliver Township Supervisor			
Terry L. Heck		19	100.00%
	Total...	19	100.00%

DEM - Oliver Township Trustee			
Alfredo Santos Sr.		21	100.00%
	Total...	21	100.00%

Huron_Aug2016_E

August 2, 2016

Precinct Report

Huron County

OFFICIAL

Paris Township Precinct 1

Registration & Turnout			358
Election Day Manual Entry Turnout		95	26.54%
Election Day Turnout		0	0.00%
Clerk Pack Turnout		0	0.00%
	Total...	95	26.54%

REP - 10th Congressional Representative			
Tony Fortini		1	1.20%
Paul Mitchell		28	33.73%
Phillip Pavlov		49	59.04%
Alan Sanborn		4	4.82%
David J. VanAssche		1	1.20%
	Total...	83	100.00%

REP - 84th District State Representative			
Edward J. Canfield		69	100.00%
	Total...	69	100.00%

REP - Prosecuting Attorney			
Timothy J. Rutkowski		79	100.00%
	Total...	79	100.00%

REP - Sheriff			
Jim Blaszyk		15	16.48%
Kelly J. Hanson		76	83.52%
	Total...	91	100.00%

REP - County Clerk			
Lori Neal-Wonsowicz		62	100.00%
	Total...	62	100.00%

REP - Treasurer			
Christopher J. Bachman		22	26.19%
Debra McCollum		62	73.81%
	Total...	84	100.00%

REP - Register of Deeds			
Sheri L. Stanton		68	100.00%
	Total...	68	100.00%

REP - County Commissioner District 2			
David G. Peruski		69	100.00%
	Total...	69	100.00%

REP - Paris Township Supervisor			
Ronald Smalley		79	100.00%
	Total...	79	100.00%

REP - Paris Township Clerk			
Randy M. Weber		78	100.00%
	Total...	78	100.00%

REP - Paris Township Treasurer			
Jaclyn Kubacki		29	34.52%
Karen M. Rutkowski		55	65.48%
	Total...	84	100.00%

Paris Township Precinct 1

REP - Paris Township Trustee			
Ernest J. Essenmacher		75	77.32%
Deborah McLean		22	22.68%
	Total...	97	100.00%

DEM - 10th Congressional Representative			
Frank Accavitti Jr.		2	100.00%
	Total...	2	100.00%

DEM - 84th District State Representative			
Chuck Stadler		0	0.00%
James L. Wencel		3	100.00%
	Total...	3	100.00%

DEM - Paris Township Trustee			
Shelly Alent		3	100.00%
	Total...	3	100.00%

Huron_Aug2016_E

August 2, 2016

Precinct Report

Huron County

OFFICIAL

Pte. Aux Barques Township Precinct 1

Registration & Turnout			24
Election Day Manual Entry Turnout		10	41.67%
Election Day Turnout		0	0.00%
Clerk Pack Turnout		0	0.00%
	Total...	10	41.67%

REP - 10th Congressional Representative		
Tony Forlini	0	0.00%
Paul Mitchell	2	22.22%
Phillip Pavlov	7	77.78%
Alan Sanborn	0	0.00%
David J. VanAssche	0	0.00%
Total...	9	100.00%

REP - 84th District State Representative		
Edward J. Canfield	9	100.00%
Total...	9	100.00%

REP - Prosecuting Attorney		
Timothy J. Rutkowski	9	100.00%
Total...	9	100.00%

REP - Sheriff		
Jim Blaszyk	0	0.00%
Kelly J. Hanson	9	100.00%
Total...	9	100.00%

REP - County Clerk		
Lori Neal-Wonsowicz	9	100.00%
Total...	9	100.00%

REP - Treasurer		
Christopher J. Bachman	2	22.22%
Debra McCollum	7	77.78%
Total...	9	100.00%

REP - Register of Deeds		
Sheri L. Stanton	9	100.00%
Total...	9	100.00%

REP - County Commissioner District 7		
Tony Loewe	2	22.22%
John A. Nugent	7	77.78%
Total...	9	100.00%

REP - Pte. Aux Barques Supervisor		
Patricia R. Gotfredson	9	100.00%
Total...	9	100.00%

REP - Pte. Aux Barques Clerk		
Anne B. Milligan	9	100.00%
Total...	9	100.00%

REP - Pte. Aux Barques Treasurer		
Michael J. Farley	9	100.00%
Total...	9	100.00%

Pte. Aux Barques Township Precinct 1

REP - Pte. Aux Barques Trustee		
Donald M. Brundirks	8	47.06%
Charles F. Clippert	9	52.94%
Total...	17	100.00%

REP - Pte. Aux Barques Constable		
Daniel J. Pratt	9	100.00%
Total...	9	100.00%

DEM - 10th Congressional Representative		
Frank Accavitti Jr.	0	0.00%
Total...	0	0.00%

DEM - 84th District State Representative		
Chuck Stadler	0	0.00%
James L. Wencel	0	0.00%
Total...	0	0.00%

Huron_Aug2016_E

August 2, 2016

Precinct Report

Huron County

OFFICIAL

Port Austin Township Precinct 1

Registration & Turnout			1,216
Election Day Manual Entry Turnout		395	32.48%
Election Day Turnout		0	0.00%
Clerk Pack Turnout		0	0.00%
	Total...	395	32.48%

REP - 10th Congressional Representative			
Tony Forlini		13	4.21%
Paul Mitchell		67	21.68%
Phillip Pavlov		172	55.66%
Alan Sanborn		11	3.56%
David J. VanAssche		46	14.89%
	Total...	309	100.00%

REP - 84th District State Representative			
Edward J. Canfield		267	100.00%
	Total...	267	100.00%

REP - Prosecuting Attorney			
Timothy J. Rutkowski		246	100.00%
	Total...	246	100.00%

REP - Sheriff			
Jim Blaszyk		26	7.98%
Kelly J. Hanson		300	92.02%
	Total...	326	100.00%

REP - County Clerk			
Lori Neal-Wonsowicz		233	100.00%
	Total...	233	100.00%

REP - Treasurer			
Christopher J. Bachman		49	15.76%
Debra McCollum		262	84.24%
	Total...	311	100.00%

REP - Register of Deeds			
Sheri L. Stanton		276	100.00%
	Total...	276	100.00%

REP - County Commissioner District 7			
Tony Loewe		111	34.58%
John A. Nugent		210	65.42%
	Total...	321	100.00%

REP - Port Austin Township Supervisor			
Brandt Rousseaux		206	100.00%
	Total...	206	100.00%

REP - Port Austin Township Treasurer			
Marsha K. Jimkoski		146	45.34%
Amanda Nienaltowski		155	48.14%
Jennifer Rice		21	6.52%
	Total...	322	100.00%

Port Austin Township Precinct 1

REP - Port Austin Township Trustee			
Scott Kasper		226	100.00%
	Total...	226	100.00%

DEM - 10th Congressional Representative			
Frank Accavitti Jr.		47	100.00%
	Total...	47	100.00%

DEM - 84th District State Representative			
Chuck Stadler		12	22.64%
James L. Wencel		41	77.36%
	Total...	53	100.00%

DEM - Port Austin Township Supervisor			
Darcie L. Finan		49	100.00%
	Total...	49	100.00%

DEM - Port Austin Township Clerk			
Debra Hubbard		52	100.00%
	Total...	52	100.00%

DEM - Port Austin Township Trustee			
Diane M. Jodoin		49	100.00%
	Total...	49	100.00%

Huron_Aug2016_E

August 2, 2016

Precinct Report

Huron County

OFFICIAL

Rubicon Township Precinct 1

Registration & Turnout			565
Election Day Manual Entry Turnout		104	18.41%
Election Day Turnout		0	0.00%
Clerk Pack Turnout		0	0.00%
	Total...	104	18.41%

REP - 10th Congressional Representative		
Tony Forlini	0	0.00%
Paul Mitchell	31	34.44%
Phillip Pavlov	53	58.89%
Alan Sanborn	5	5.56%
David J. VanAssche	1	1.11%
Total...	90	100.00%

REP - 84th District State Representative		
Edward J. Canfield	84	100.00%
Total...	84	100.00%

REP - Prosecuting Attorney		
Timothy J. Rutkowski	75	100.00%
Total...	75	100.00%

REP - Sheriff		
Jim Blaszyk	13	13.98%
Kelly J. Hanson	80	86.02%
Total...	93	100.00%

REP - County Clerk		
Lori Neal-Wonsowicz	81	100.00%
Total...	81	100.00%

REP - Treasurer		
Christopher J. Bachman	23	25.84%
Debra McCollum	66	74.16%
Total...	89	100.00%

REP - Register of Deeds		
Sheri L. Stanton	84	100.00%
Total...	84	100.00%

REP - County Commissioner District 6		
Ron Wruble	82	100.00%
Total...	82	100.00%

REP - Rubicon Township Supervisor		
Robert Oeschger	69	100.00%
Total...	69	100.00%

REP - Rubicon Township Clerk		
Peggy Emerick	77	100.00%
Total...	77	100.00%

REP - Rubicon Township Treasurer		
Terry Emerick	77	100.00%
Total...	77	100.00%

Rubicon Township Precinct 1

REP - Rubicon Township Trustee		
Brian Scholtz	74	100.00%
Total...	74	100.00%

DEM - 10th Congressional Representative		
Frank Accavitti Jr.	9	100.00%
Total...	9	100.00%

DEM - 84th District State Representative		
Chuck Stadler	2	20.00%
James L. Wencel	8	80.00%
Total...	10	100.00%

Rubicon Twp Road Millage		
YES	75	85.23%
NO	13	14.77%
Total...	88	100.00%

Huron_Aug2016_E

August 2, 2016

Precinct Report

Huron County

OFFICIAL

Sand Beach Township Precinct 1

Registration & Turnout		961
Election Day Manual Entry Turnout	199	20.71%
Election Day Turnout	0	0.00%
Clerk Pack Turnout	0	0.00%
Total...	199	20.71%

REP - 10th Congressional Representative		
Tony Forlini	8	4.44%
Paul Mitchell	66	36.67%
Phillip Pavlov	89	49.44%
Alan Sanborn	7	3.89%
David J. VanAssche	10	5.56%
Total...	180	100.00%

REP - 84th District State Representative		
Edward J. Canfield	176	100.00%
Total...	176	100.00%

REP - Prosecuting Attorney		
Timothy J. Rutkowski	169	100.00%
Total...	169	100.00%

REP - Sheriff		
Jim Blaszyk	26	13.54%
Kelly J. Hanson	166	86.46%
Total...	192	100.00%

REP - County Clerk		
Lori Neal-Wonsowicz	171	100.00%
Total...	171	100.00%

REP - Treasurer		
Christopher J. Bachman	38	20.65%
Debra McCollum	146	79.35%
Total...	184	100.00%

REP - Register of Deeds		
Sheri L. Stanton	175	100.00%
Total...	175	100.00%

REP - County Commissioner District 6		
Ron Wruble	167	100.00%
Total...	167	100.00%

REP - Sand Beach Township Supervisor		
Wade R. Mazure	169	100.00%
Total...	169	100.00%

REP - Sand Beach Township Clerk		
Linda Buchholz	176	100.00%
Total...	176	100.00%

REP - Sand Beach Township Treasurer		
James H. Kucharczyk	170	100.00%
Total...	170	100.00%

Sand Beach Township Precinct 1

REP - Sand Beach Township Trustee		
Leonard Gajewski	140	47.14%
Daniel A. Lemanski	157	52.86%
Total...	297	100.00%

REP - Sand Beach Twp. Pct. Del - Rep.		
Arnold H. Koehn	144	48.98%
Harry Roggenbuck	150	51.02%
Total...	294	100.00%

DEM - 10th Congressional Representative		
Frank Accavitti Jr.	6	100.00%
Total...	6	100.00%

DEM - 84th District State Representative		
Chuck Stadler	1	16.67%
James L. Wencel	5	83.33%
Total...	6	100.00%

Huron_Aug2016_E

August 2, 2016

Precinct Report

Huron County

OFFICIAL

Sebewaing Township Precinct 1

Registration & Turnout			2,084
Election Day Manual Entry Turnout		367	17.61%
Election Day Turnout		0	0.00%
Clerk Pack Turnout		0	0.00%
	Total...	367	17.61%

REP - 10th Congressional Representative			
Tony Forlini		15	5.43%
Paul Mitchell		98	35.51%
Phillip Pavlov		141	51.09%
Alan Sanborn		13	4.71%
David J. VanAssche		9	3.26%
	Total...	276	100.00%

REP - 84th District State Representative			
Edward J. Canfield		280	100.00%
	Total...	280	100.00%

REP - Prosecuting Attorney			
Timothy J. Rutkowski		252	100.00%
	Total...	252	100.00%

REP - Sheriff			
Jim Blaszyk		45	14.85%
Kelly J. Hanson		258	85.15%
	Total...	303	100.00%

REP - County Clerk			
Lori Neal-Wonsowicz		238	100.00%
	Total...	238	100.00%

REP - Treasurer			
Christopher J. Bachman		56	20.51%
Debra McCollum		217	79.49%
	Total...	273	100.00%

REP - Register of Deeds			
Sheri L. Stanton		246	100.00%
	Total...	246	100.00%

REP - County Commissioner District 1			
Sami Khoury		249	100.00%
	Total...	249	100.00%

REP - Sebewaing Township Supervisor			
Kurt W. Bach		283	100.00%
	Total...	283	100.00%

REP - Sebewaing Township Clerk			
Julie Epperson		122	38.36%
Cheryl Fuerst		196	61.64%
	Total...	318	100.00%

REP - Sebewaing Township Treasurer			
Amy Haag		268	100.00%
	Total...	268	100.00%

Sebewaing Township Precinct 1

REP - Sebewaing Township Trustee			
Larry W. Kuhl		250	48.83%
Michael Zagata		262	51.17%
	Total...	512	100.00%

REP - Sebewaing Twp. Pct. Del - Rep.			
GeriLynn Merriam		239	100.00%
	Total...	239	100.00%

DEM - 10th Congressional Representative			
Frank Accavitti Jr.		23	100.00%
	Total...	23	100.00%

DEM - 84th District State Representative			
Chuck Stadler		7	25.93%
James L. Wencel		20	74.07%
	Total...	27	100.00%

Sebewaing Twp Road Millage			
YES		227	64.86%
NO		123	35.14%
	Total...	350	100.00%

Sebewaing Twp Sinking Fund Millage			
YES		205	59.42%
NO		140	40.58%
	Total...	345	100.00%

Huron_Aug2016_E

August 2, 2016

Precinct Report

Huron County

OFFICIAL

Sheridan Township Precinct 1

Registration & Turnout			476
Election Day Manual Entry Turnout		89	18.70%
Election Day Turnout		0	0.00%
Clerk Pack Turnout		0	0.00%
	Total...	89	18.70%

REP - 10th Congressional Representative			
Tony Forlini		1	1.30%
Paul Mitchell		26	33.77%
Phillip Pavlov		43	55.84%
Alan Sanborn		2	2.60%
David J. VanAssche		5	6.49%
	Total...	77	100.00%

REP - 84th District State Representative			
Edward J. Canfield		71	100.00%
	Total...	71	100.00%

REP - Prosecuting Attorney			
Timothy J. Rutkowski		74	100.00%
	Total...	74	100.00%

REP - Sheriff			
Jim Blaszyk		15	18.99%
Kelly J. Hanson		64	81.01%
	Total...	79	100.00%

REP - County Clerk			
Lori Neal-Wonsowicz		66	100.00%
	Total...	66	100.00%

REP - Treasurer			
Christopher J. Bachman		23	28.75%
Debra McCollum		57	71.25%
	Total...	80	100.00%

REP - Register of Deeds			
Sheri L. Stanton		71	100.00%
	Total...	71	100.00%

REP - County Commissioner District 2			
David G. Peruski		70	100.00%
	Total...	70	100.00%

REP - Sheridan Township Supervisor			
Donald J. Heleski		64	100.00%
	Total...	64	100.00%

REP - Sheridan Township Treasurer			
Vicki M. Roth		70	100.00%
	Total...	70	100.00%

REP - Sheridan Township Trustee			
Ralph A. Binder		49	42.61%
Rose Bitterling		28	24.35%

Sheridan Township Precinct 1

REP - Sheridan Township Trustee			
Barbara J. Murray		38	33.04%
	Total...	115	100.00%

DEM - 10th Congressional Representative			
Frank Accavitti Jr.		4	100.00%
	Total...	4	100.00%

DEM - 84th District State Representative			
Chuck Stadler		1	25.00%
James L. Wencel		3	75.00%
	Total...	4	100.00%

DEM - Sheridan Township Clerk			
Kimberly Gentner		3	100.00%
	Total...	3	100.00%

Huron_Aug2016_E

August 2, 2016

Precinct Report

Huron County

OFFICIAL

Sherman Township Precinct 1

Registration & Turnout			792
Election Day Manual Entry Turnout		208	26.26%
Election Day Turnout		0	0.00%
Clerk Pack Turnout		0	0.00%
	Total...	208	26.26%

REP - 10th Congressional Representative			
Tony Forlini		4	2.40%
Paul Mitchell		47	28.14%
Phillip Pavlov		105	62.87%
Alan Sanborn		4	2.40%
David J. VanAssche		7	4.19%
	Total...	167	100.00%

REP - 84th District State Representative			
Edward J. Canfield		151	100.00%
	Total...	151	100.00%

REP - Prosecuting Attorney			
Timothy J. Rutkowski		160	100.00%
	Total...	160	100.00%

REP - Sheriff			
Jim Blaszyk		18	9.89%
Kelly J. Hanson		164	90.11%
	Total...	182	100.00%

REP - County Clerk			
Lori Neal-Wonsowicz		148	100.00%
	Total...	148	100.00%

REP - Treasurer			
Christopher J. Bachman		33	19.08%
Debra McCollum		140	80.92%
	Total...	173	100.00%

REP - Register of Deeds			
Sheri L. Stanton		156	100.00%
	Total...	156	100.00%

REP - County Commissioner District 2			
David G. Peruski		156	100.00%
	Total...	156	100.00%

REP - Sherman Township Supervisor			
Leo Joseph Emming		142	100.00%
	Total...	142	100.00%

REP - Sherman Township Clerk			
Kathi J. Jahn		153	100.00%
	Total...	153	100.00%

REP - Sherman Township Treasurer			
Ladonna M. Volmering		151	100.00%
	Total...	151	100.00%

Sherman Township Precinct 1

REP - Sherman Township Trustee			
Jerome Hessling		151	100.00%
	Total...	151	100.00%

DEM - 10th Congressional Representative			
Frank Accavitti Jr.		15	100.00%
	Total...	15	100.00%

DEM - 84th District State Representative			
Chuck Stadler		7	43.75%
James L. Wencel		9	56.25%
	Total...	16	100.00%

DEM - Sherman Township Trustee			
Lillian Sheasby		13	100.00%
	Total...	13	100.00%

Huron_Aug2016_E

August 2, 2016

Precinct Report

Huron County

OFFICIAL

Sigel Township Precinct 1

Registration & Turnout			350
Election Day Manual Entry Turnout	120	34.29%	
Election Day Turnout	0	0.00%	
Clerk Pack Turnout	0	0.00%	
Total...	120	34.29%	

REP - 10th Congressional Representative		
Tony Forlini	3	2.65%
Paul Mitchell	33	29.20%
Phillip Pavlov	71	62.83%
Alan Sanborn	3	2.65%
David J. VanAssche	3	2.65%
Total...	113	100.00%

REP - 84th District State Representative		
Edward J. Canfield	103	100.00%
Total...	103	100.00%

REP - Prosecuting Attorney		
Timothy J. Rutkowski	104	100.00%
Total...	104	100.00%

REP - Sheriff		
Jim Blaszyk	7	5.98%
Kelly J. Hanson	110	94.02%
Total...	117	100.00%

REP - County Clerk		
Lori Neal-Wonsowicz	105	100.00%
Total...	105	100.00%

REP - Treasurer		
Christopher J. Bachman	31	27.68%
Debra McCollum	81	72.32%
Total...	112	100.00%

REP - Register of Deeds		
Sheri L. Stanton	104	100.00%
Total...	104	100.00%

REP - County Commissioner District 5		
John L. Bodis	97	100.00%
Total...	97	100.00%

REP - Sigel Township Supervisor		
Richard J. Maurer	98	100.00%
Total...	98	100.00%

REP - Sigel Township Clerk		
Amanda Hallock	42	40.00%
Dennis P. Puvalowski	63	60.00%
Total...	105	100.00%

REP - Sigel Township Treasurer		
Chris Grekowicz	99	100.00%
Total...	99	100.00%

Sigel Township Precinct 1

REP - Sigel Township Trustee		
Brad Essenmacher	82	46.59%
Bernard Sweeney	94	53.41%
Total...	176	100.00%

REP - Sigel Twp. Pct. Del - Rep.		
Thomas Roggenbuck	95	100.00%
Total...	95	100.00%

DEM - 10th Congressional Representative		
Frank Accavitti Jr.	3	100.00%
Total...	3	100.00%

DEM - 84th District State Representative		
Chuck Stadler	1	33.33%
James L. Wencel	2	66.67%
Total...	3	100.00%

DEM - Sigel Twp. Pct. Del - Dem.		
Ben Roggenbuck	1	100.00%
Total...	1	100.00%

Huron_Aug2016_E

August 2, 2016

Precinct Report

Huron County

OFFICIAL

Verona Township Precinct 1

Registration & Turnout			972
Election Day Manual Entry Turnout		252	25.93%
Election Day Turnout		0	0.00%
Clerk Pack Turnout		0	0.00%
	Total...	252	25.93%

REP - 10th Congressional Representative			
Tony Forlini		10	4.67%
Paul Mitchell		71	33.18%
Phillip Pavlov		112	52.34%
Alan Sanborn		12	5.61%
David J. VanAssche		9	4.21%
	Total...	214	100.00%

REP - 84th District State Representative			
Edward J. Canfield		202	100.00%
	Total...	202	100.00%

REP - Prosecuting Attorney			
Timothy J. Rutkowski		191	100.00%
	Total...	191	100.00%

REP - Sheriff			
Jim Blaszyk		31	13.30%
Kelly J. Hanson		202	86.70%
	Total...	233	100.00%

REP - County Clerk			
Lori Neal-Wonsowicz		191	100.00%
	Total...	191	100.00%

REP - Treasurer			
Christopher J. Bachman		76	31.93%
Debra McCollum		162	68.07%
	Total...	238	100.00%

REP - Register of Deeds			
Sheri L. Stanton		198	100.00%
	Total...	198	100.00%

REP - County Commissioner District 5			
John L. Bodis		193	100.00%
	Total...	193	100.00%

REP - Verona Township Supervisor			
Carl Rader		205	100.00%
	Total...	205	100.00%

REP - Verona Township Clerk			
Joann Gerstenschlager		202	100.00%
	Total...	202	100.00%

REP - Verona Township Treasurer			
Randi L. Guigar		194	100.00%
	Total...	194	100.00%

Verona Township Precinct 1

REP - Verona Township Trustee			
Ivan R. Burkhard		159	48.62%
Wayne F. Lubeski		168	51.38%
	Total...	327	100.00%

DEM - 10th Congressional Representative			
Frank Accavitti Jr.		12	100.00%
	Total...	12	100.00%

DEM - 84th District State Representative			
Chuck Stadler		5	38.46%
James L. Wencel		8	61.54%
	Total...	13	100.00%

Verona Twp Road Millage			
YES		176	73.64%
NO		63	26.36%
	Total...	239	100.00%

Huron_Aug2016_E

August 2, 2016

Precinct Report

Huron County

OFFICIAL

Winsor Township Precinct 1

Registration & Turnout			1,413
Election Day Manual Entry Turnout		250	17.69%
Election Day Turnout		0	0.00%
Clerk Pack Turnout		0	0.00%
	Total...	250	17.69%

REP - 10th Congressional Representative			
Tony Forlini		4	2.23%
Paul Mitchell		65	36.31%
Phillip Pavlov		100	55.87%
Alan Sanborn		8	4.47%
David J. VanAssche		2	1.12%
	Total...	179	100.00%

REP - 84th District State Representative			
Edward J. Canfield		171	100.00%
	Total...	171	100.00%

REP - Prosecuting Attorney			
Timothy J. Rutkowski		168	100.00%
	Total...	168	100.00%

REP - Sheriff			
Jim Blaszyk		39	20.53%
Kelly J. Hanson		151	79.47%
	Total...	190	100.00%

REP - County Clerk			
Lori Neal-Wonsowicz		172	100.00%
	Total...	172	100.00%

REP - Treasurer			
Christopher J. Bachman		37	20.33%
Debra McCollum		145	79.67%
	Total...	182	100.00%

REP - Register of Deeds			
Sheri L. Stanton		171	100.00%
	Total...	171	100.00%

REP - County Commissioner District 3			
Todd Talaski		153	100.00%
	Total...	153	100.00%

REP - Winsor Township Supervisor			
John P. Kohr		167	100.00%
	Total...	167	100.00%

REP - Winsor Township Clerk			
John E. Walsh		170	100.00%
	Total...	170	100.00%

REP - Winsor Township Treasurer			
Nancy Heck		172	100.00%
	Total...	172	100.00%

Winsor Township Precinct 1

REP - Winsor Township Trustee			
Robin Buschlen		122	42.96%
David McCormick		162	57.04%
	Total...	284	100.00%

REP - Winsor Twp. Pct. Del - Rep.			
June Schweitzer		164	100.00%
	Total...	164	100.00%

DEM - 10th Congressional Representative			
Frank Accavitti Jr.		33	100.00%
	Total...	33	100.00%

DEM - 84th District State Representative			
Chuck Stadler		6	13.95%
James L. Wencel		37	86.05%
	Total...	43	100.00%

DEM - County Commissioner District 3			
Terry L. Brown		46	100.00%
	Total...	46	100.00%

DEM - Winsor Twp. Pct. Del - Dem.			
Lisa M. DiCamillo		42	100.00%
	Total...	42	100.00%

INGHAM COUNTY Statement of Vote
INGHAM_AUG2016_E

200003	REPUBLICAN REP IN CONGRESS 8TH DISTRICT																
	Registration	Ballots Cast	Turnout (%)		Mike Bishop												
City of East Lansing Precinct 1 1	455	2	0.44		0												
City of East Lansing Precinct 1 - M	455	0	0.00		0												
City of East Lansing Precinct 1 - C	455	0	0.00		0												
City of East Lansing Precinct 1 - A	455	0	0.00		0												
City of East Lansing Precinct 2 2	1351	177	13.10		15												
City of East Lansing Precinct 2 - M	1351	0	0.00		0												
City of East Lansing Precinct 2 - C	1351	0	0.00		0												
City of East Lansing Precinct 2 - A	1351	61	4.52		6												
City of East Lansing Precinct 3 3	1860	334	17.96		41												
City of East Lansing Precinct 3 - M	1860	0	0.00		0												
City of East Lansing Precinct 3 - C	1860	0	0.00		0												
City of East Lansing Precinct 3 - A	1860	137	7.37		14												
City of East Lansing Precinct 4 4	1921	334	17.39		40												
City of East Lansing Precinct 4 - M	1921	0	0.00		0												
City of East Lansing Precinct 4 - C	1921	0	0.00		0												
City of East Lansing Precinct 4 - A	1921	114	5.93		21												
City of East Lansing Precinct 5 5	2137	283	13.24		38												
City of East Lansing Precinct 5 - M	2137	0	0.00		0												
City of East Lansing Precinct 5 - C	2137	0	0.00		0												
City of East Lansing Precinct 5 - A	2137	156	7.30		41												
City of East Lansing Precinct 6 6	961	145	15.09		23												
City of East Lansing Precinct 6 - M	961	0	0.00		0												
City of East Lansing Precinct 6 - C	961	0	0.00		0												
City of East Lansing Precinct 6 - A	961	53	5.52		7												
City of East Lansing Precinct 7 7	1574	228	14.49		45												
City of East Lansing Precinct 7 - M	1574	0	0.00		0												
City of East Lansing Precinct 7 - C	1574	0	0.00		0												
City of East Lansing Precinct 7 - A	1574	167	10.61		43												
City of East Lansing Precinct 8 8	971	127	13.08		17												
City of East Lansing Precinct 8 - M	971	0	0.00		0												
City of East Lansing Precinct 8 - C	971	0	0.00		0												
City of East Lansing Precinct 8 - A	971	52	5.36		13												
City of East Lansing Precinct 9 9	1600	204	12.75		19												
City of East Lansing Precinct 9 - M	1600	0	0.00		0												
City of East Lansing Precinct 9 - C	1600	0	0.00		0												
City of East Lansing Precinct 9 - A	1600	57	3.56		10												
City of East Lansing Precinct 10	1358	89	6.55		7												
City of East Lansing Precinct 10 -	1358	0	0.00		0												
City of East Lansing Precinct 10 -	1358	0	0.00		0												
City of East Lansing Precinct 10 -	1358	32	2.36		5												
City of East Lansing Precinct 11	2184	332	15.20		50												
City of East Lansing Precinct 11 -	2184	0	0.00		0												
City of East Lansing Precinct 11 -	2184	0	0.00		0												
City of East Lansing Precinct 11 -	2184	193	8.84		43												
City of East Lansing Precinct 12	542	2	0.37		1												
City of East Lansing Precinct 12 -	542	0	0.00		0												
City of East Lansing Precinct 12 -	542	0	0.00		0												
City of East Lansing Precinct 12 -	542	0	0.00		0												
City of East Lansing Precinct 13	344	6	1.74		1												
City of East Lansing Precinct 13 -	344	0	0.00		0												
City of East Lansing Precinct 13 -	344	0	0.00		0												
City of East Lansing Precinct 13 -	344	0	0.00		0												
City of East Lansing Precinct 14	282	2	0.71		0												
City of East Lansing Precinct 14 -	282	0	0.00		0												
City of East Lansing Precinct 14 -	282	0	0.00		0												
City of East Lansing Precinct 14 -	282	0	0.00		0												
City of East Lansing Precinct 15	648	5	0.77		0												
City of East Lansing Precinct 15 -	648	0	0.00		0												
City of East Lansing Precinct 15 -	648	0	0.00		0												
City of East Lansing Precinct 15 -	648	1	0.15		0												
City of East Lansing Precinct 16	812	85	10.47		3												

200003	REPUBLICAN REP IN CONGRESS 8TH DISTRICT															
	Registration	Ballots Cast	Turnout (%)		Mike Bishop											
City of East Lansing Precinct 16 -	812	0	0.00		0											
City of East Lansing Precinct 16 -	812	0	0.00		0											
City of East Lansing Precinct 16 -	812	31	3.82		7											
City of Lansing Ward 1 Precinct 1	2347	139	5.92		32											
City of Lansing Ward 1 Precinct 1	2347	0	0.00		0											
City of Lansing Ward 1 Precinct 1	2347	0	0.00		0											
City of Lansing Ward 1 Precinct 1	2347	107	4.56		26											
City of Lansing Ward 1 Precinct 2	2365	147	6.22		20											
City of Lansing Ward 1 Precinct 2	2365	0	0.00		0											
City of Lansing Ward 1 Precinct 2	2365	0	0.00		0											
City of Lansing Ward 1 Precinct 2	2365	68	2.88		18											
City of Lansing Ward 1 Precinct 3	1371	302	22.03		81											
City of Lansing Ward 1 Precinct 3	1371	0	0.00		0											
City of Lansing Ward 1 Precinct 3	1371	0	0.00		0											
City of Lansing Ward 1 Precinct 3	1371	191	13.93		61											
City of Lansing Ward 1 Precinct 4	1635	216	13.21		25											
City of Lansing Ward 1 Precinct 4	1635	0	0.00		0											
City of Lansing Ward 1 Precinct 4	1635	0	0.00		0											
City of Lansing Ward 1 Precinct 4	1635	88	5.38		14											
City of Lansing Ward 1 Precinct 5	1660	230	13.86		14											
City of Lansing Ward 1 Precinct 5	1660	0	0.00		0											
City of Lansing Ward 1 Precinct 5	1660	0	0.00		0											
City of Lansing Ward 1 Precinct 5	1660	53	3.19		5											
City of Lansing Ward 1 Precinct 6	2140	100	4.67		14											
City of Lansing Ward 1 Precinct 6	2140	0	0.00		0											
City of Lansing Ward 1 Precinct 6	2140	0	0.00		0											
City of Lansing Ward 1 Precinct 6	2140	62	2.90		9											
City of Lansing Ward 1 Precinct 7	2042	225	11.02		20											
City of Lansing Ward 1 Precinct 7	2042	0	0.00		0											
City of Lansing Ward 1 Precinct 7	2042	0	0.00		0											
City of Lansing Ward 1 Precinct 7	2042	66	3.23		11											
City of Lansing Ward 1 Precinct 8	2080	183	8.80		34											
City of Lansing Ward 1 Precinct 8	2080	0	0.00		0											
City of Lansing Ward 1 Precinct 8	2080	0	0.00		0											
City of Lansing Ward 1 Precinct 8	2080	67	3.22		14											
City of Lansing Ward 1 Precinct 9	2149	114	5.30		19											
City of Lansing Ward 1 Precinct 9	2149	0	0.00		0											
City of Lansing Ward 1 Precinct 9	2149	0	0.00		0											
City of Lansing Ward 1 Precinct 9	2149	82	3.82		9											
City of Lansing Ward 1 Precinct 1	789	97	12.29		11											
City of Lansing Ward 1 Precinct 1	789	0	0.00		0											
City of Lansing Ward 1 Precinct 1	789	0	0.00		0											
City of Lansing Ward 1 Precinct 1	789	40	5.07		8											
City of Lansing Ward 1 Precinct 4	1454	208	14.31		35											
City of Lansing Ward 1 Precinct 4	1454	0	0.00		0											
City of Lansing Ward 1 Precinct 4	1454	0	0.00		0											
City of Lansing Ward 1 Precinct 4	1454	110	7.57		27											
City of Lansing Ward 2 Precinct 1	1984	151	7.61		30											
City of Lansing Ward 2 Precinct 1	1984	0	0.00		0											
City of Lansing Ward 2 Precinct 1	1984	0	0.00		0											
City of Lansing Ward 2 Precinct 1	1984	117	5.90		34											
City of Lansing Ward 2 Precinct 1	1993	210	10.54		45											
City of Lansing Ward 2 Precinct 1	1993	0	0.00		0											
City of Lansing Ward 2 Precinct 1	1993	0	0.00		0											
City of Lansing Ward 2 Precinct 1	1993	122	6.12		25											
City of Lansing Ward 2 Precinct 1	1901	146	7.68		33											
City of Lansing Ward 2 Precinct 1	1901	0	0.00		0											
City of Lansing Ward 2 Precinct 1	1901	0	0.00		0											
City of Lansing Ward 2 Precinct 1	1901	136	7.15		34											
City of Lansing Ward 2 Precinct 1	1862	158	8.49		24											
City of Lansing Ward 2 Precinct 1	1862	0	0.00		0											

INGHAM COUNTY Statement of Vote
INGHAM_AUG2016_E

200003	REPUBLICAN REP IN CONGRESS 8TH DISTRICT															
	Registration	Ballots Cast	Turnout (%)		Mike Bishop											
City of Lansing Ward 2 Precinct 1	1862	0	0.00		0											
City of Lansing Ward 2 Precinct 1	1862	179	9.61		54											
City of Lansing Ward 2 Precinct 1	1331	236	17.73		37											
City of Lansing Ward 2 Precinct 1	1331	0	0.00		0											
City of Lansing Ward 2 Precinct 1	1331	0	0.00		0											
City of Lansing Ward 2 Precinct 1	1331	114	8.56		30											
City of Lansing Ward 2 Precinct 1	2075	100	4.82		19											
City of Lansing Ward 2 Precinct 1	2075	0	0.00		0											
City of Lansing Ward 2 Precinct 1	2075	0	0.00		0											
City of Lansing Ward 2 Precinct 1	2075	39	1.88		10											
City of Lansing Ward 2 Precinct 1	1559	152	9.75		40											
City of Lansing Ward 2 Precinct 1	1559	0	0.00		0											
City of Lansing Ward 2 Precinct 1	1559	0	0.00		0											
City of Lansing Ward 2 Precinct 1	1559	111	7.12		32											
City of Lansing Ward 2 Precinct 1	1266	45	3.55		14											
City of Lansing Ward 2 Precinct 1	1266	0	0.00		0											
City of Lansing Ward 2 Precinct 1	1266	0	0.00		0											
City of Lansing Ward 2 Precinct 1	1266	35	2.76		10											
City of Lansing Ward 2 Precinct 1	2259	156	6.91		35											
City of Lansing Ward 2 Precinct 1	2259	0	0.00		0											
City of Lansing Ward 2 Precinct 1	2259	0	0.00		0											
City of Lansing Ward 2 Precinct 1	2259	156	6.91		44											
City of Lansing Ward 2 Precinct 2	2046	96	4.69		17											
City of Lansing Ward 2 Precinct 2	2046	0	0.00		0											
City of Lansing Ward 2 Precinct 2	2046	0	0.00		0											
City of Lansing Ward 2 Precinct 2	2046	85	4.15		17											
City of Lansing Ward 2 Precinct 2	1900	222	11.68		34											
City of Lansing Ward 2 Precinct 2	1900	0	0.00		0											
City of Lansing Ward 2 Precinct 2	1900	0	0.00		0											
City of Lansing Ward 2 Precinct 2	1900	152	8.00		38											
City of Lansing Ward 3 Precinct 2	1810	131	7.24		24											
City of Lansing Ward 3 Precinct 2	1810	0	0.00		0											
City of Lansing Ward 3 Precinct 2	1810	0	0.00		0											
City of Lansing Ward 3 Precinct 2	1810	140	7.73		39											
City of Lansing Ward 3 Precinct 2	1995	100	5.01		18											
City of Lansing Ward 3 Precinct 2	1995	0	0.00		0											
City of Lansing Ward 3 Precinct 2	1995	0	0.00		0											
City of Lansing Ward 3 Precinct 2	1995	89	4.46		17											
City of Lansing Ward 3 Precinct 2	2092	136	6.50		25											
City of Lansing Ward 3 Precinct 2	2092	0	0.00		0											
City of Lansing Ward 3 Precinct 2	2092	0	0.00		0											
City of Lansing Ward 3 Precinct 2	2092	101	4.83		26											
City of Lansing Ward 3 Precinct 2	2202	80	3.63		19											
City of Lansing Ward 3 Precinct 2	2202	0	0.00		0											
City of Lansing Ward 3 Precinct 2	2202	0	0.00		0											
City of Lansing Ward 3 Precinct 2	2202	101	4.59		31											
City of Lansing Ward 3 Precinct 2	1990	150	7.54		31											
City of Lansing Ward 3 Precinct 2	1990	0	0.00		0											
City of Lansing Ward 3 Precinct 2	1990	0	0.00		0											
City of Lansing Ward 3 Precinct 2	1990	156	7.84		37											
City of Lansing Ward 3 Precinct 2	2272	211	9.29		17											
City of Lansing Ward 3 Precinct 2	2272	0	0.00		0											
City of Lansing Ward 3 Precinct 2	2272	0	0.00		0											
City of Lansing Ward 3 Precinct 2	2272	161	7.09		21											
City of Lansing Ward 3 Precinct 3	2389	252	10.55		42											
City of Lansing Ward 3 Precinct 3	2389	0	0.00		0											
City of Lansing Ward 3 Precinct 3	2389	0	0.00		0											
City of Lansing Ward 3 Precinct 3	2389	179	7.49		28											
City of Lansing Ward 3 Precinct 3	1895	271	14.30		43											
City of Lansing Ward 3 Precinct 3	1895	0	0.00		0											
City of Lansing Ward 3 Precinct 3	1895	0	0.00		0											

200003	REPUBLICAN REP IN CONGRESS 8TH DISTRICT															
	Registration	Ballots Cast	Turnout (%)		Mike Bishop											
City of Lansing Ward 3 Precinct 3	1895	249	13.14		80											
City of Lansing Ward 4 Precinct 3	1441	206	14.30		41											
City of Lansing Ward 4 Precinct 3	1441	0	0.00		0											
City of Lansing Ward 4 Precinct 3	1441	0	0.00		0											
City of Lansing Ward 4 Precinct 3	1441	142	9.85		35											
City of Lansing Ward 4 Precinct 3	1332	234	17.57		33											
City of Lansing Ward 4 Precinct 3	1332	0	0.00		0											
City of Lansing Ward 4 Precinct 3	1332	0	0.00		0											
City of Lansing Ward 4 Precinct 3	1332	150	11.26		36											
City of Lansing Ward 4 Precinct 3	1101	112	10.17		21											
City of Lansing Ward 4 Precinct 3	1101	0	0.00		0											
City of Lansing Ward 4 Precinct 3	1101	0	0.00		0											
City of Lansing Ward 4 Precinct 3	1101	56	5.09		14											
City of Lansing Ward 4 Precinct 3	2238	158	7.06		8											
City of Lansing Ward 4 Precinct 3	2238	0	0.00		0											
City of Lansing Ward 4 Precinct 3	2238	0	0.00		0											
City of Lansing Ward 4 Precinct 3	2238	74	3.31		8											
City of Lansing Ward 4 Precinct 3	1455	234	16.08		12											
City of Lansing Ward 4 Precinct 3	1455	0	0.00		0											
City of Lansing Ward 4 Precinct 3	1455	0	0.00		0											
City of Lansing Ward 4 Precinct 3	1455	126	8.66		4											
City of Lansing Ward 4 Precinct 3	1420	270	19.01		14											
City of Lansing Ward 4 Precinct 3	1420	0	0.00		0											
City of Lansing Ward 4 Precinct 3	1420	0	0.00		0											
City of Lansing Ward 4 Precinct 3	1420	133	9.37		14											
City of Lansing Ward 4 Precinct 3	2116	154	7.28		15											
City of Lansing Ward 4 Precinct 3	2116	0	0.00		0											
City of Lansing Ward 4 Precinct 3	2116	0	0.00		0											
City of Lansing Ward 4 Precinct 3	2116	86	4.06		9											
City of Lansing Ward 4 Precinct 3	1853	198	10.69		22											
City of Lansing Ward 4 Precinct 3	1853	0	0.00		0											
City of Lansing Ward 4 Precinct 3	1853	0	0.00		0											
City of Lansing Ward 4 Precinct 3	1853	53	2.86		8											
City of Lansing Ward 4 Precinct 4	1861	103	5.53		13											
City of Lansing Ward 4 Precinct 4	1861	0	0.00		0											
City of Lansing Ward 4 Precinct 4	1861	0	0.00		0											
City of Lansing Ward 4 Precinct 4	1861	46	2.47		9											
City of Lansing Ward 4 Precinct 4	1783	289	16.21		55											
City of Lansing Ward 4 Precinct 4	1783	0	0.00		0											
City of Lansing Ward 4 Precinct 4	1783	0	0.00		0											
City of Lansing Ward 4 Precinct 4	1783	197	11.05		60											
City of Lansing Ward 4 Precinct 4	1669	120	7.19		26											
City of Lansing Ward 4 Precinct 4	1669	0	0.00		0											
City of Lansing Ward 4 Precinct 4	1669	0	0.00		0											
City of Lansing Ward 4 Precinct 4	1669	87	5.21		20											
City of Lansing Ward 4 Precinct 4	1521	136	8.94		25											
City of Lansing Ward 4 Precinct 4	1521	0	0.00		0											
City of Lansing Ward 4 Precinct 4	1521	0	0.00		0											
City of Lansing Ward 4 Precinct 4	1521	56	3.68		12											
City of Lansing Ward 4 Precinct 4	1242	197	15.86		30											
City of Lansing Ward 4 Precinct 4	1242	0	0.00		0											
City of Lansing Ward 4 Precinct 4	1242	0	0.00		0											
City of Lansing Ward 4 Precinct 4	1242	100	8.05		13											
City of Leslie Precinct 1 61	1359	366	26.93		149											
City of Leslie Precinct 1 - Manual	1359	0	0.00		0											
City of Leslie Precinct 1 - Clerk P	1359	0	0.00		0											
City of Mason Precinct 1 62	1844	278	15.08		88											
City of Mason Precinct 1 - Manual	1844	0	0.00		0											
City of Mason Precinct 1 - Clerk P	1844	0	0.00		0											
City of Mason Precinct 1 - AV Pre	1844	209	11.33		87											
City of Mason Precinct 2 63	2028	221	10.90		87											

INGHAM COUNTY Statement of Vote
INGHAM_AUG2016_E

200003	REPUBLICAN REP IN CONGRESS 8TH DISTRICT															
	Registration	Ballots Cast	Turnout (%)		Mike Bishop											
City of Mason Precinct 2 - Manual	2028	0	0.00		0											
City of Mason Precinct 2 - Clerk P	2028	0	0.00		0											
City of Mason Precinct 2 - AV Pre	2028	180	8.88		66											
City of Mason Precinct 3 64	2054	268	13.05		106											
City of Mason Precinct 3 - Manual	2054	0	0.00		0											
City of Mason Precinct 3 - Clerk P	2054	0	0.00		0											
City of Mason Precinct 3 - AV Pre	2054	165	8.03		59											
City of Williamston Precinct 1 65	1320	311	23.56		106											
City of Williamston Precinct 1 - Ma	1320	0	0.00		0											
City of Williamston Precinct 1 - Cl	1320	0	0.00		0											
City of Williamston Precinct 2 66	1508	229	15.19		88											
City of Williamston Precinct 2 - Ma	1508	0	0.00		0											
City of Williamston Precinct 2 - Cl	1508	0	0.00		0											
Alaiedon Township Precinct 1 67	843	209	24.79		91											
Alaiedon Township Precinct 1 - M	843	0	0.00		0											
Alaiedon Township Precinct 1 - C	843	0	0.00		0											
Alaiedon Township Precinct 2 68	762	201	26.38		98											
Alaiedon Township Precinct 2 - M	762	0	0.00		0											
Alaiedon Township Precinct 2 - C	762	0	0.00		0											
Alaiedon Township Precinct 3 69	790	201	25.44		86											
Alaiedon Township Precinct 3 - M	790	0	0.00		0											
Alaiedon Township Precinct 3 - C	790	0	0.00		0											
Aurelius Township Precinct 1 70	1879	418	22.25		210											
Aurelius Township Precinct 1 - Ma	1879	0	0.00		0											
Aurelius Township Precinct 1 - Cl	1879	0	0.00		0											
Aurelius Township Precinct 2 71	1393	296	21.25		151											
Aurelius Township Precinct 2 - Ma	1393	0	0.00		0											
Aurelius Township Precinct 2 - Cl	1393	0	0.00		0											
Bunker Hill Township Precinct 1	1532	290	18.93		163											
Bunker Hill Township Precinct 1 -	1532	0	0.00		0											
Bunker Hill Township Precinct 1 -	1532	0	0.00		0											
Delhi Township Precinct 1 73	2098	240	11.44		94											
Delhi Township Precinct 1 - Manu	2098	0	0.00		0											
Delhi Township Precinct 1 - Clerk	2098	0	0.00		0											
Delhi Township Precinct 1 - AV Pr	2098	250	11.92		83											
Delhi Township Precinct 2 74	2567	207	8.06		76											
Delhi Township Precinct 2 - Manu	2567	0	0.00		0											
Delhi Township Precinct 2 - Clerk	2567	0	0.00		0											
Delhi Township Precinct 2 - AV Pr	2567	235	9.15		68											
Delhi Township Precinct 3 75	2435	274	11.25		81											
Delhi Township Precinct 3 - Manu	2435	0	0.00		0											
Delhi Township Precinct 3 - Clerk	2435	0	0.00		0											
Delhi Township Precinct 3 - AV Pr	2435	328	13.47		107											
Delhi Township Precinct 4 76	2222	235	10.58		101											
Delhi Township Precinct 4 - Manu	2222	0	0.00		0											
Delhi Township Precinct 4 - Clerk	2222	0	0.00		0											
Delhi Township Precinct 4 - AV Pr	2222	203	9.14		56											
Delhi Township Precinct 5 77	1721	218	12.67		70											
Delhi Township Precinct 5 - Manu	1721	0	0.00		0											
Delhi Township Precinct 5 - Clerk	1721	0	0.00		0											
Delhi Township Precinct 5 - AV Pr	1721	177	10.28		59											
Delhi Township Precinct 6 78	1911	188	9.84		68											
Delhi Township Precinct 6 - Manu	1911	0	0.00		0											
Delhi Township Precinct 6 - Clerk	1911	0	0.00		0											
Delhi Township Precinct 6 - AV Pr	1911	138	7.22		39											
Delhi Township Precinct 7 79	1755	213	12.14		70											
Delhi Township Precinct 7 - Manu	1755	0	0.00		0											
Delhi Township Precinct 7 - Clerk	1755	0	0.00		0											
Delhi Township Precinct 7 - AV Pr	1755	199	11.34		61											
Delhi Township Precinct 8 80	2061	294	14.26		90											
Delhi Township Precinct 8 - Manu	2061	0	0.00		0											

200003	REPUBLICAN REP IN CONGRESS 8TH DISTRICT															
	Registration	Ballots Cast	Turnout (%)		Mike Bishop											
Delhi Township Precinct 8 - Clerk	2061	0	0.00		0											
Delhi Township Precinct 8 - AV Pr	2061	275	13.34		89											
Delhi Township Precinct 9 81	2239	226	10.09		87											
Delhi Township Precinct 9 - Manu	2239	0	0.00		0											
Delhi Township Precinct 9 - Clerk	2239	0	0.00		0											
Delhi Township Precinct 9 - AV Pr	2239	269	12.01		106											
Ingham Township Precinct 1 82	1828	314	17.18		163											
Ingham Township Precinct 1 - Ma	1828	0	0.00		0											
Ingham Township Precinct 1 - Cle	1828	0	0.00		0											
Lansing Charter Township Precin	1002	151	15.07		21											
Lansing Charter Township Precin	1002	0	0.00		0											
Lansing Charter Township Precin	1002	0	0.00		0											
Lansing Charter Township Precin	1202	309	25.71		70											
Lansing Charter Township Precin	1202	0	0.00		0											
Lansing Charter Township Precin	1202	0	0.00		0											
Lansing Charter Township Precin	1579	156	9.88		35											
Lansing Charter Township Precin	1579	0	0.00		0											
Lansing Charter Township Precin	1579	0	0.00		0											
Lansing Charter Township Precin	1263	168	13.30		39											
Lansing Charter Township Precin	1263	0	0.00		0											
Lansing Charter Township Precin	1263	0	0.00		0											
Lansing Charter Township Precin	1237	201	16.25		56											
Lansing Charter Township Precin	1237	0	0.00		0											
Lansing Charter Township Precin	1237	0	0.00		0											
Leroy Township Precinct 1 88	1730	283	16.36		181											
Leroy Township Precinct 1 - Manu	1730	0	0.00		0											
Leroy Township Precinct 1 - Clerk	1730	0	0.00		0											
Leroy Township Precinct 2 89	942	105	11.15		47											
Leroy Township Precinct 2 - Manu	942	0	0.00		0											
Leroy Township Precinct 2 - Clerk	942	0	0.00		0											
Leslie Township Precinct 1 90	1803	575	31.89		290											
Leslie Township Precinct 1 - Manu	1803	0	0.00		0											
Leslie Township Precinct 1 - Clerk	1803	0	0.00		0											
Locke Township Precinct 1 91	1363	245	17.98		112											
Locke Township Precinct 1 - Manu	1363	0	0.00		0											
Locke Township Precinct 1 - Clerk	1363	0	0.00		0											
Meridian Charter Township Precir	1579	505	31.98		114											
Meridian Charter Township Precir	1579	0	0.00		0											
Meridian Charter Township Precir	1579	0	0.00		0											
Meridian Charter Township Precir	1633	364	22.29		89											
Meridian Charter Township Precir	1633	0	0.00		0											
Meridian Charter Township Precir	1633	0	0.00		0											
Meridian Charter Township Precir	1481	354	23.90		99											
Meridian Charter Township Precir	1481	0	0.00		0											
Meridian Charter Township Precir	1481	0	0.00		0											
Meridian Charter Township Precir	2099	507	24.15		120											
Meridian Charter Township Precir	2099	0	0.00		0											
Meridian Charter Township Precir	2099	0	0.00		0											
Meridian Charter Township Precir	1612	402	24.94		75											
Meridian Charter Township Precir	1612	0	0.00		0											
Meridian Charter Township Precir	1612	0	0.00		0											
Meridian Charter Township Precir	1281	260	20.30		54											
Meridian Charter Township Precir	1281	0	0.00		0											
Meridian Charter Township Precir	1281	0	0.00		0											
Meridian Charter Township Precir	1762	485	27.53		105											
Meridian Charter Township Precir	1762	1	0.06		1											
Meridian Charter Township Precir	1762	0	0.00		0											
Meridian Charter Township Precir	2034	575	28.27		99											
Meridian Charter Township Precir	2034	0	0.00		0											
Meridian Charter Township Precir	2034	0	0.00		0											
Meridian Charter Township Precir	1573	523	33.25		119											